

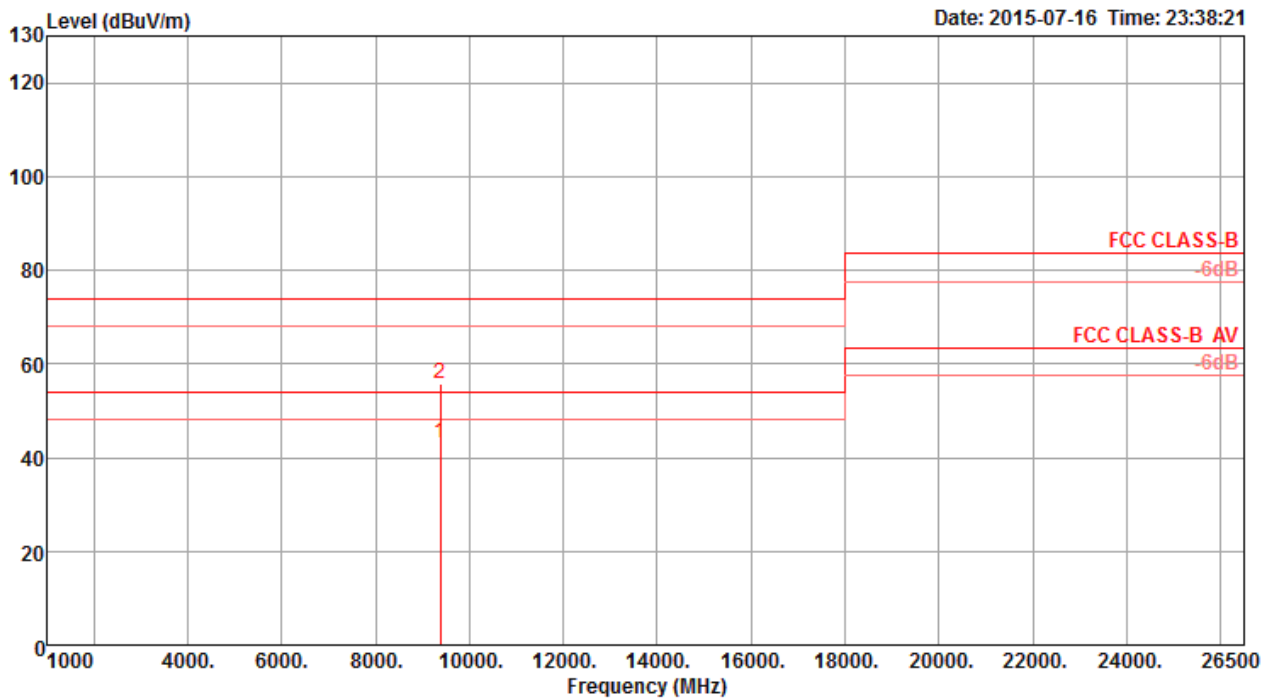


## Appendix B. Radiated Emission Co-location Report

### 1. Results of Radiated Emissions for Co-located

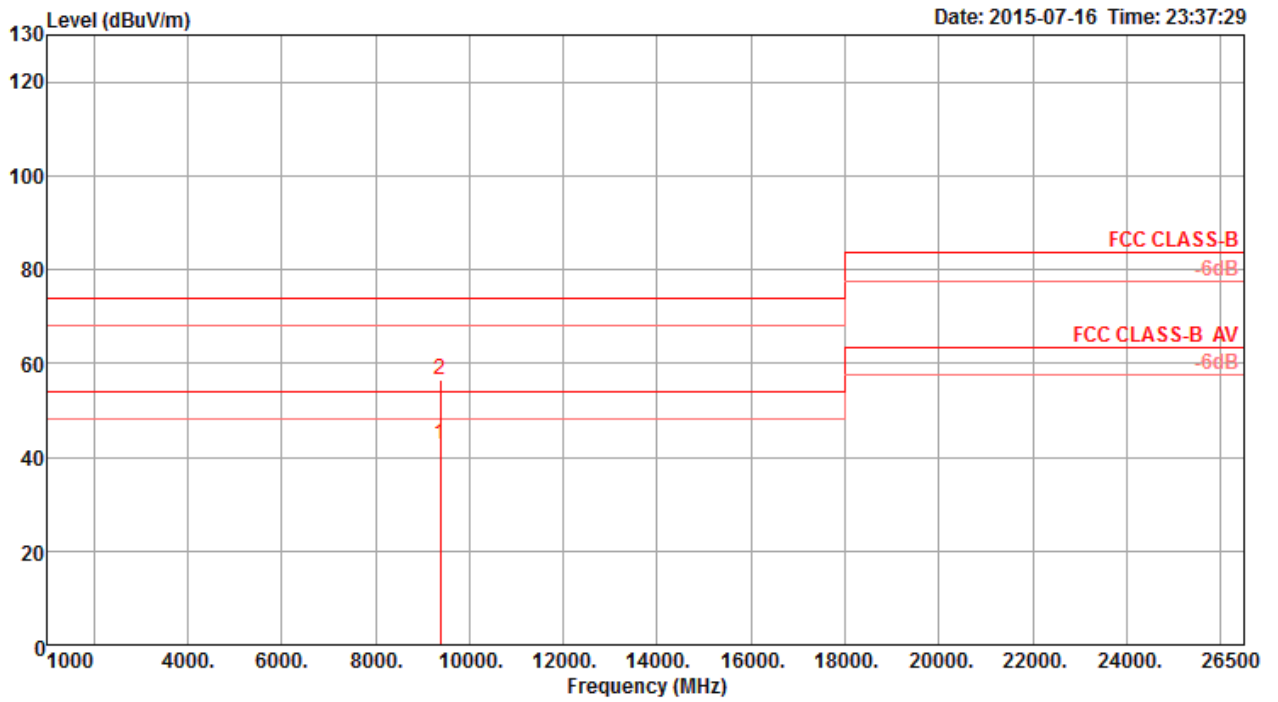
<b>Temperature</b>	22°C	<b>Humidity</b>	64%
<b>Test Engineer</b>	Magic Lai	<b>Configurations</b>	2.4GHz WLAN function + Bluetooth function

**Horizontal**



	Freq	Level	Limit	Over	Read	CableAntenna	Preamp		A/Pos	T/Pos	Pol/Phase
	MHz	dBuV/m	dBuV/m	dB	dBuV	dB	dB/m	dB	cm	deg	
1	9383.88	42.93	54.00	-11.07	31.33	8.50	38.58	35.48	Average	161	218 HORIZONTAL
2	9384.14	55.75	74.00	-18.25	44.15	8.50	38.58	35.48	Peak	161	218 HORIZONTAL

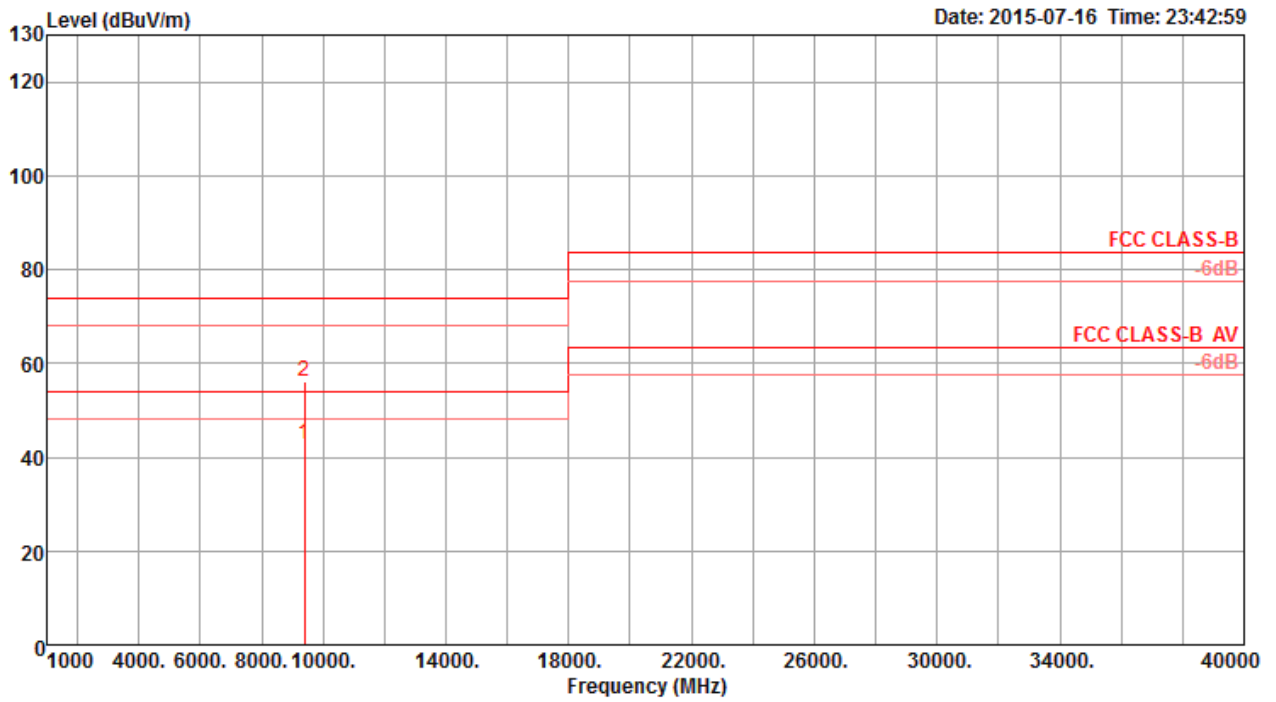
Vertical



	Freq	Level	Limit Line	Over Limit	Read Level	CableAntenna Loss	Factor	Preamp Factor	Remark	A/Pos	T/Pos	Pol/Phase
	MHz	dBuV/m	dBuV/m	dB	dBuV	dB	dB/m	dB		cm	deg	
1	9384.85	42.86	54.00	-11.14	31.26	8.50	38.58	35.48	Average	156	150	VERTICAL
2	9385.32	56.55	74.00	-17.45	44.95	8.50	38.58	35.48	Peak	156	150	VERTICAL

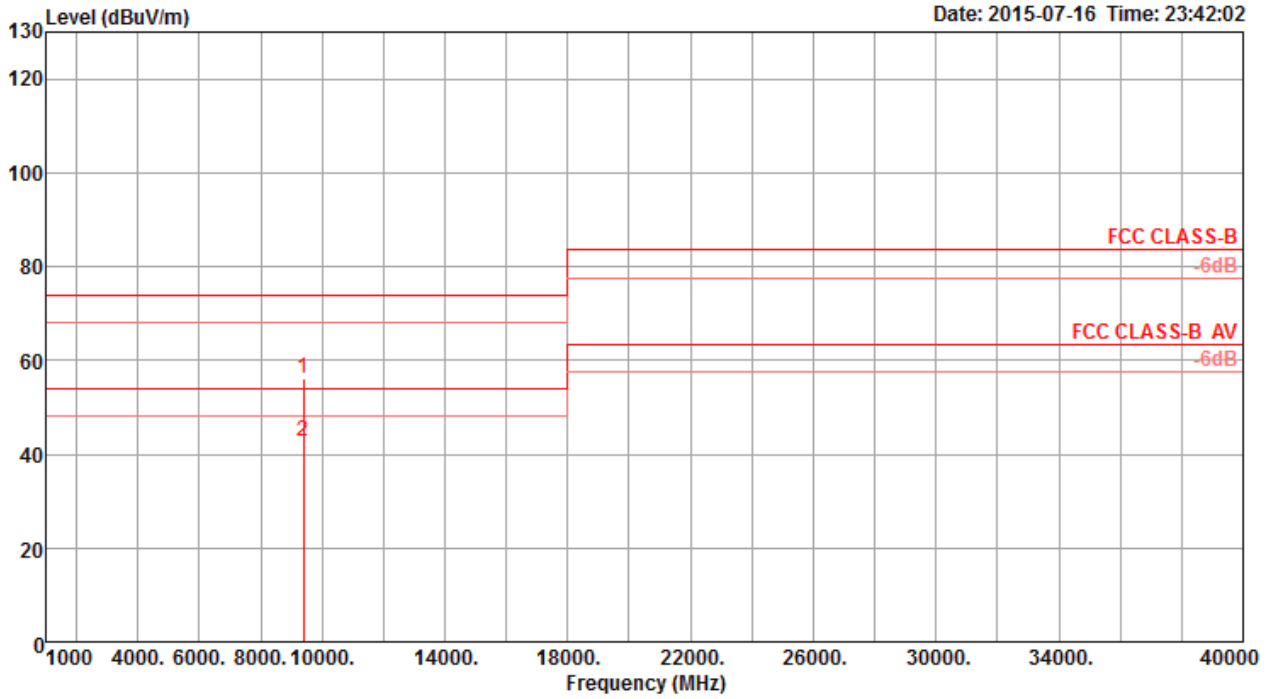
<b>Temperature</b>	22°C	<b>Humidity</b>	64%
<b>Test Engineer</b>	Magic Lai	<b>Configurations</b>	5GHz WLAN function + Bluetooth function

**Horizontal**



	Freq	Level	Limit Line	Over Limit	Read Level	CableAntenna Loss	Preamp Factor	Preamp Factor	Remark	A/Pos	T/Pos	Pol/Phase
	MHz	dBuV/m	dBuV/m	dB	dBuV	dB	dB/m	dB		cm	deg	
1	9385.79	42.81	54.00	-11.19	31.21	8.50	38.58	35.48	Average	157	230	HORIZONTAL
2	9385.89	56.01	74.00	-17.99	44.41	8.50	38.58	35.48	Peak	157	230	HORIZONTAL

Vertical



	Freq	Level	Limit Line	Over Limit	Read Level	CableAntenna Loss	Factor	Preamp Factor	Remark	A/Pos	T/Pos	Pol/Phase
	MHz	dBuV/m	dBuV/m	dB	dBuV	dB	dB/m	dB		cm	deg	
1	9385.84	56.04	74.00	-17.96	44.44	8.50	38.58	35.48	Peak	155	147	VERTICAL
2	9385.97	42.69	54.00	-11.31	31.09	8.50	38.58	35.48	Average	155	147	VERTICAL