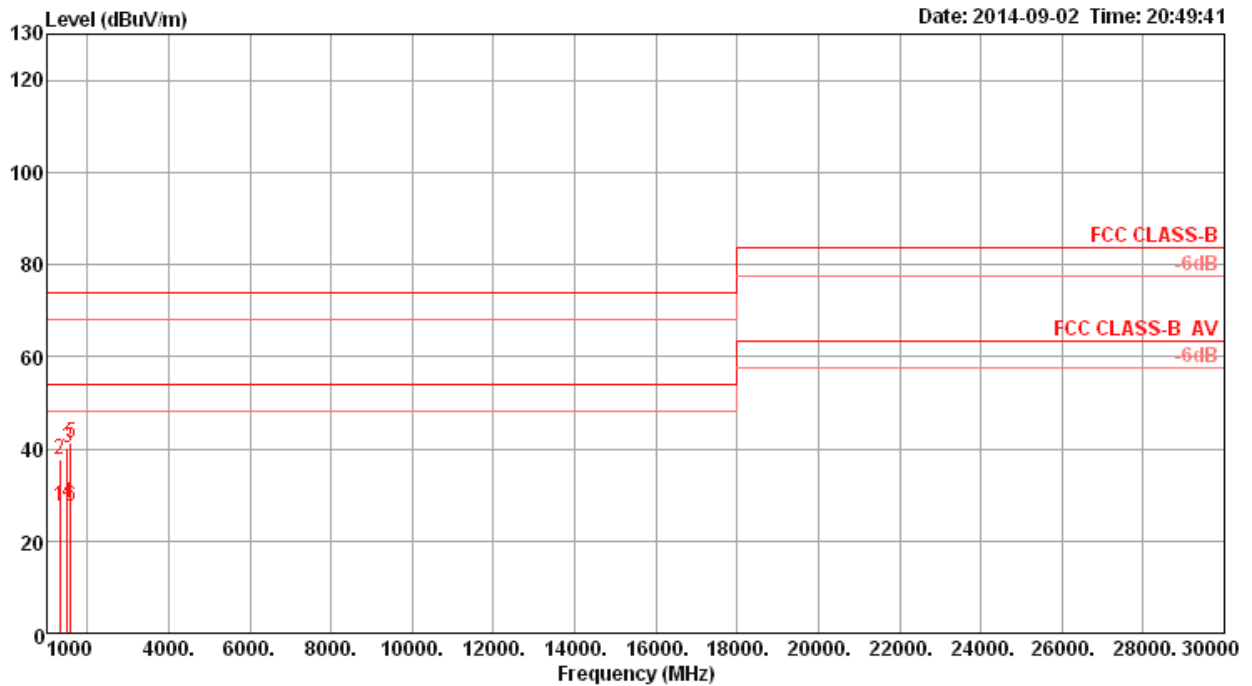


Appendix C. Radiated Emission Co-location Report

1. Results of Radiated Emissions for Co-located

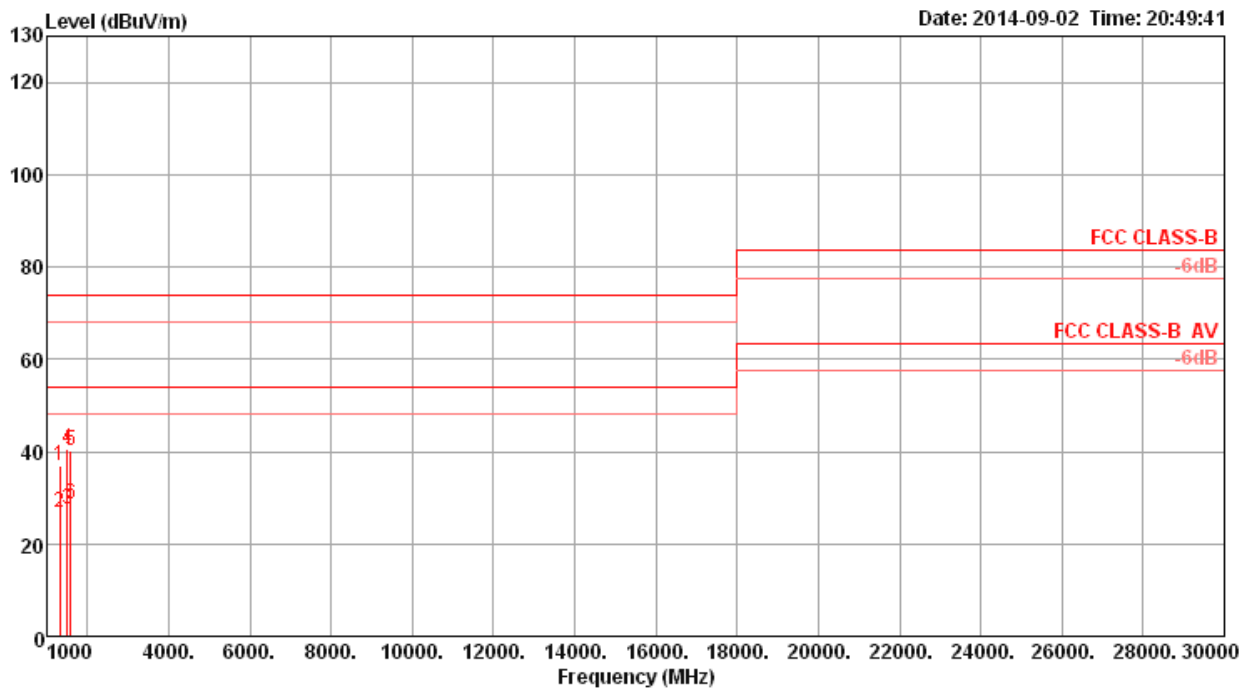
Temperature	24°C	Humidity	51%
Test Engineer	Satoshi Yang	Configurations	2.4GHz WLAN function + Bluetooth function

Horizontal



	Freq	Level	Limit Line	Over Limit	Read Level	Cable Loss	Antenna Factor	Preamp Factor	Remark	A/Pos	T/Pos	Pol/Phase
	MHz	dBuV/m	dBuV/m	dB	dBuV	dB	dB/m	dB		cm	deg	
1	1314.28	27.52	54.00	-26.48	34.25	2.94	25.01	34.68	Average	100	245	HORIZONTAL
2	1314.31	37.74	74.00	-36.26	44.47	2.94	25.01	34.68	Peak	100	245	HORIZONTAL
3	1504.68	40.21	74.00	-33.79	46.33	3.18	25.60	34.90	Peak	100	132	HORIZONTAL
4	1504.80	28.10	54.00	-25.90	34.22	3.18	25.60	34.90	Average	100	132	HORIZONTAL
5	1589.27	41.18	74.00	-32.82	46.93	3.29	25.86	34.90	Peak	100	96	HORIZONTAL
6	1589.96	27.67	54.00	-26.33	33.42	3.29	25.86	34.90	Average	100	96	HORIZONTAL

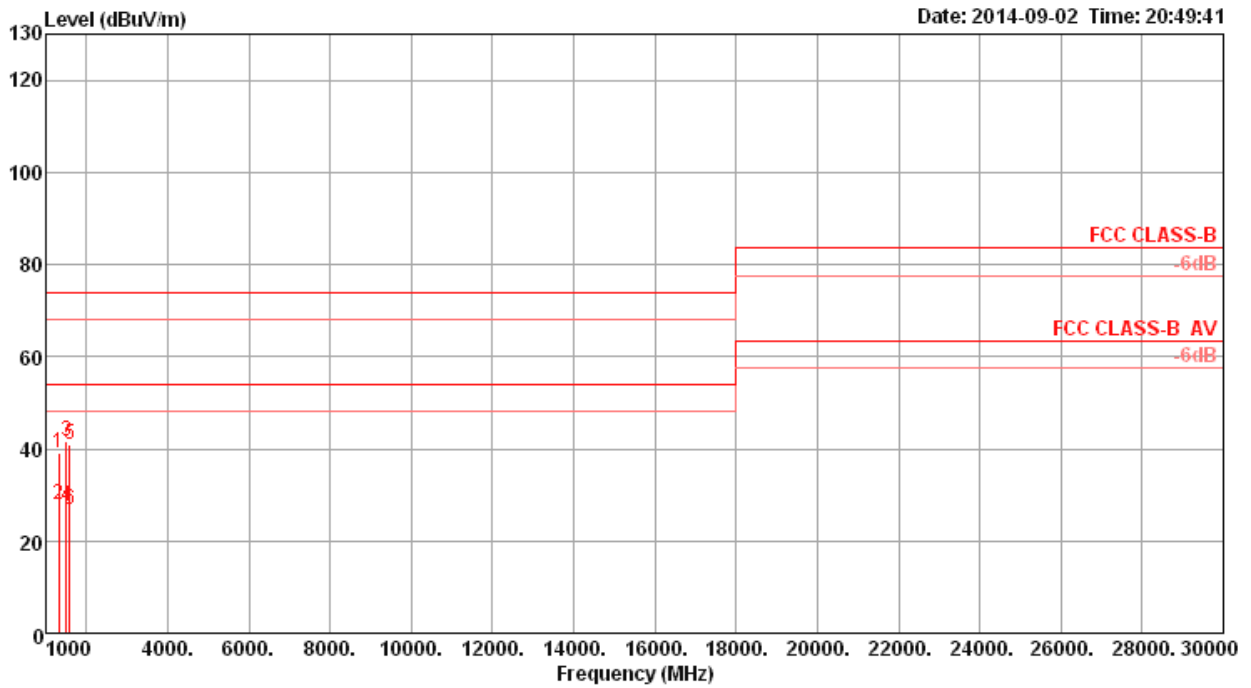
Vertical



	Freq	Level	Limit Line	Over Limit	Read Level	CableAntenna Loss	Antenna Factor	Preamp Factor	Remark	A/Pos	T/Pos	Pol/Phase
	MHz	dBuV/m	dBuV/m	dB	dBuV	dB	dB/m	dB		cm	deg	
1	1314.62	37.03	74.00	-36.97	43.74	2.96	25.01	34.68	Peak	100	156	VERTICAL
2	1314.89	26.74	54.00	-27.26	33.45	2.96	25.01	34.68	Average	100	156	VERTICAL
3	1504.62	27.57	54.00	-26.43	33.69	3.18	25.60	34.90	Average	100	87	VERTICAL
4	1504.92	40.65	74.00	-33.35	46.77	3.18	25.60	34.90	Peak	100	87	VERTICAL
5	1589.74	40.12	74.00	-33.88	45.87	3.29	25.86	34.90	Peak	100	89	VERTICAL
6	1589.99	28.77	54.00	-25.23	34.52	3.29	25.86	34.90	Average	100	89	VERTICAL

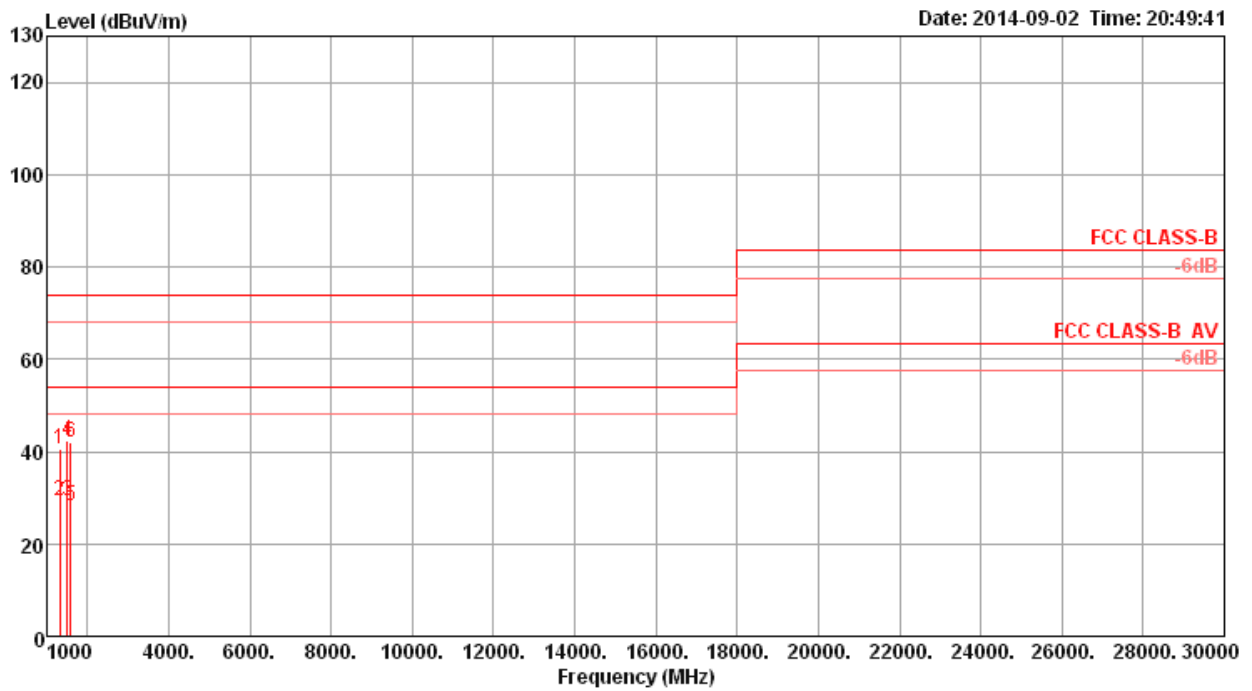
Temperature	24°C	Humidity	51%
Test Engineer	Satoshi Yang	Configurations	5GHz WLAN function + Bluetooth function

Horizontal



	Freq	Level	Limit Line	Over Limit	Read Level	CableAntenna Loss	Antenna Factor	Preamp Factor	Remark	A/Pos	T/Pos	Pol/Phase
	MHz	dBuV/m	dBuV/m	dB	dBuV	dB	dB/m	dB		cm	deg	
1	1312.88	39.29	74.00	-34.71	46.02	2.94	25.01	34.68	Peak	100	89	HORIZONTAL
2	1312.93	27.87	54.00	-26.13	34.60	2.94	25.01	34.68	Average	100	89	HORIZONTAL
3	1502.47	41.61	74.00	-32.39	47.73	3.18	25.60	34.90	Peak	100	298	HORIZONTAL
4	1502.70	27.50	54.00	-26.50	33.62	3.18	25.60	34.90	Average	100	298	HORIZONTAL
5	1592.27	40.99	74.00	-33.01	46.74	3.29	25.86	34.90	Peak	120	37	HORIZONTAL
6	1592.96	26.83	54.00	-27.17	32.58	3.29	25.86	34.90	Average	120	37	HORIZONTAL

Vertical



	Freq	Level	Limit Line	Over Limit	Read Level	CableAntenna Loss	Antenna Factor	Preamp Factor	Remark	A/Pos	T/Pos	Pol/Phase
	MHz	dBuV/m	dBuV/m	dB	dBuV	dB	dB/m	dB		cm	deg	
1	1312.12	40.42	74.00	-33.58	47.15	2.94	25.01	34.68	Peak	100	86	VERTICAL
2	1312.29	29.26	54.00	-24.74	35.99	2.94	25.01	34.68	Average	100	86	VERTICAL
3	1502.75	29.50	54.00	-24.50	35.62	3.18	25.60	34.90	Average	100	321	VERTICAL
4	1503.00	42.21	74.00	-31.79	48.33	3.18	25.60	34.90	Peak	100	321	VERTICAL
5	1592.42	28.09	54.00	-25.91	33.84	3.29	25.86	34.90	Average	100	53	VERTICAL
6	1592.74	42.18	74.00	-31.82	47.93	3.29	25.86	34.90	Peak	100	53	VERTICAL