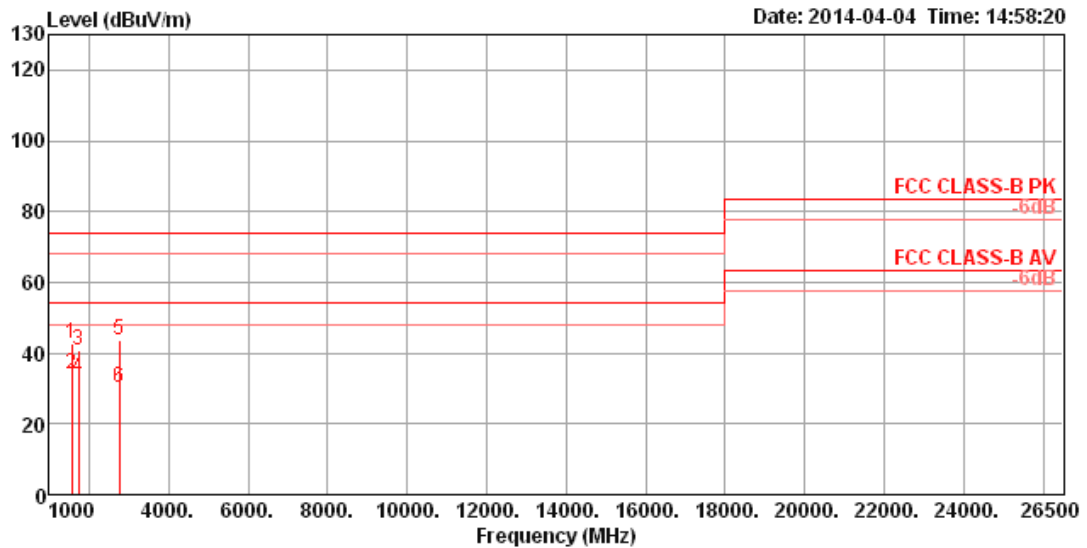


Appendix C. Radiated Emission Co-location Report

1. Results of Radiated Emissions for Co-located

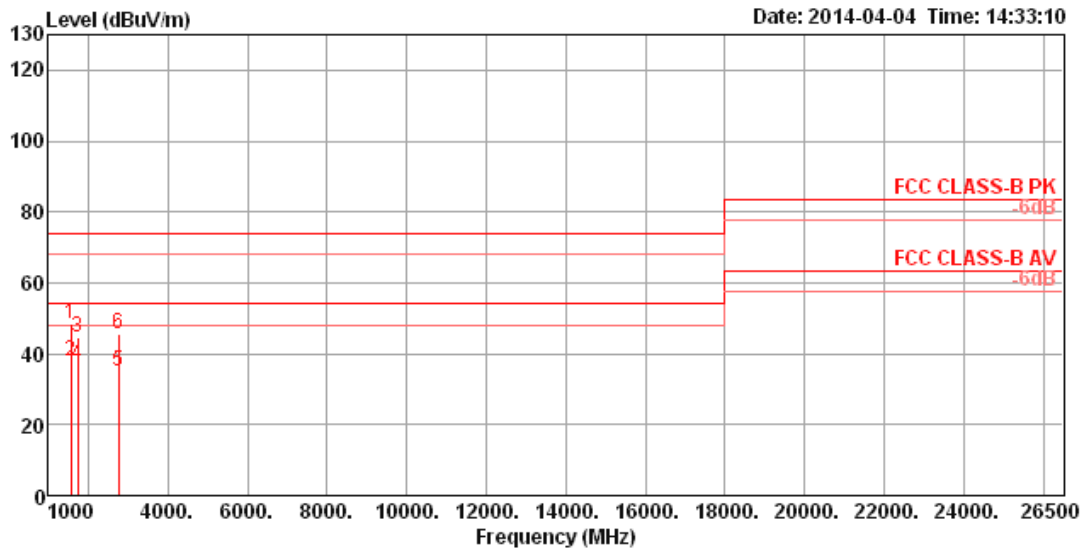
Temperature	24°C	Humidity	51%
Test Engineer	David Tseng	Configurations	2.4GHz WLAN function + Bluetooth function

Horizontal



	Freq	Level	Limit Line	Over Limit	Read Level	CableAntenna Loss	Antenna Factor	Preamp Factor	A/Pos	T/Pos	Pol/Phase	Remark
	MHz	dBuV/m	dBuV/m	dB	dBuV	dB	dB/m	dB	cm	deg		
1	1552.25	42.86	74.00	-31.14	51.30	2.91	25.68	37.03	100	308	HORIZONTAL	Peak
2	1552.48	34.06	54.00	-19.94	42.50	2.91	25.68	37.03	100	308	HORIZONTAL	Average
3	1724.76	40.92	74.00	-33.08	48.71	3.13	25.61	36.53	100	193	HORIZONTAL	Peak
4	1724.96	32.89	54.00	-21.11	40.68	3.13	25.61	36.53	100	193	HORIZONTAL	Average
5	2758.19	43.88	74.00	-30.12	46.79	3.95	28.91	35.77	100	41	HORIZONTAL	Peak
6	2760.00	30.25	54.00	-23.75	33.16	3.95	28.91	35.77	100	41	HORIZONTAL	Average

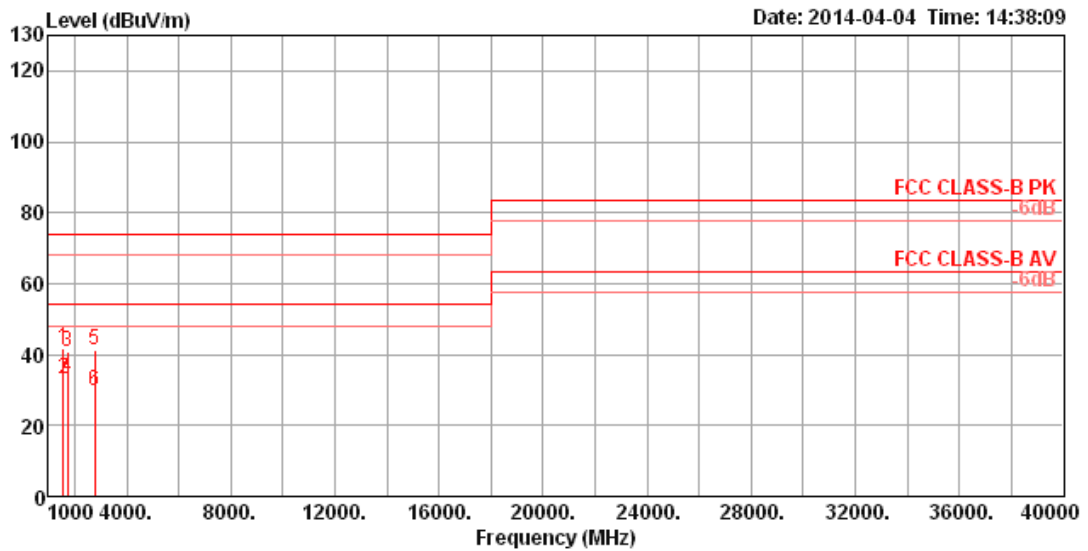
Vertical



	Freq	Level	Limit	Over	Read	CableAntenna	Preamp	A/Pos	T/Pos	Pol/Phase	Remark
	MHz	dBuV/m	dBuV/m	dB	dBuV	dB	dB/m	dB	cm	deg	
1	1552.35	48.22	74.00	-25.78	56.66	2.91	25.68	37.03	115	277 VERTICAL	Peak
2	1552.46	38.06	54.00	-15.94	46.50	2.91	25.68	37.03	115	277 VERTICAL	Average
3	1724.76	44.59	74.00	-29.41	52.38	3.13	25.61	36.53	100	208 VERTICAL	Peak
4	1724.97	36.95	54.00	-17.05	44.74	3.13	25.61	36.53	100	208 VERTICAL	Average
5	2759.95	35.15	54.00	-18.85	38.06	3.95	28.91	35.77	100	66 VERTICAL	Average
6	2759.95	45.42	74.00	-28.58	48.33	3.95	28.91	35.77	100	66 VERTICAL	Peak

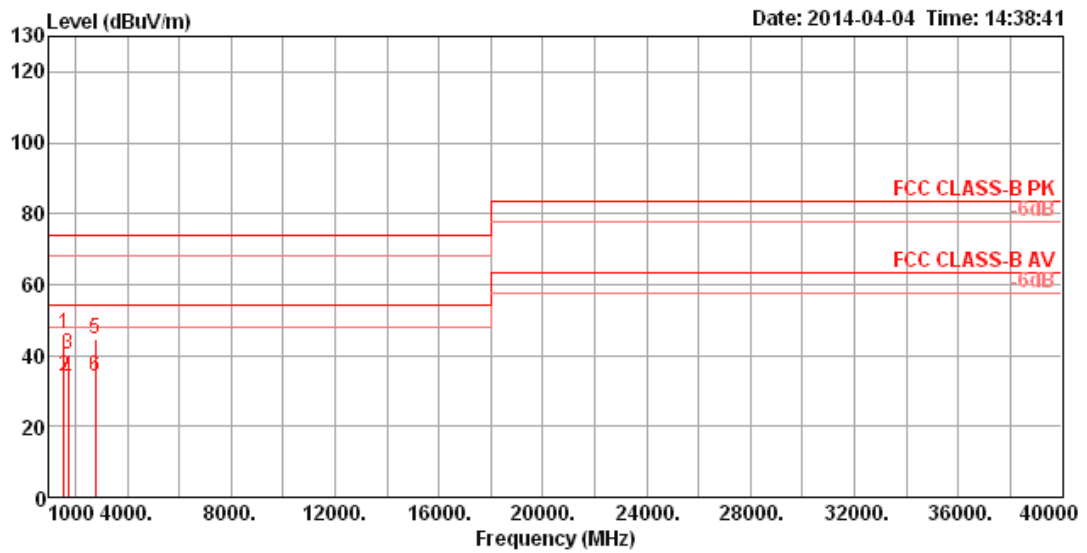
Temperature	24°C	Humidity	51%
Test Engineer	David Tseng	Configurations	5GHz WLAN function + Bluetooth function

Horizontal



	Freq	Level	Limit Line	Over Limit	Read Level	CableAntenna Loss	Preamp Factor	A/Pos	T/Pos	Pol/Phase	Remark
	MHz	dBuV/m	dBuV/m	dB	dBuV	dB	dB/m	dB	cm	deg	
1	1552.25	41.79	74.00	-32.21	50.23	2.91	25.68	37.03	100	244	HORIZONTAL Peak
2	1552.42	33.04	54.00	-20.96	41.48	2.91	25.68	37.03	100	244	HORIZONTAL Average
3	1724.71	40.92	74.00	-33.08	48.71	3.13	25.61	36.53	100	93	HORIZONTAL Peak
4	1724.75	33.56	54.00	-20.44	41.35	3.13	25.61	36.53	100	93	HORIZONTAL Average
5	2765.22	41.43	74.00	-32.57	44.33	3.96	28.92	35.78	100	79	HORIZONTAL Peak
6	2765.48	29.68	54.00	-24.32	32.58	3.96	28.92	35.78	100	79	HORIZONTAL Average

Vertical



	Freq	Level	Limit Line	Over Limit	Read Level	CableAntenna Loss	Preamp Factor	A/Pos	T/Pos	Pol/Phase	Remark
	MHz	dBuV/m	dBuV/m	dB	dBuV	dB	dB/m	dB	cm	deg	
1	1552.32	46.24	74.00	-27.76	54.68	2.91	25.68	37.03	130	267 VERTICAL	Peak
2	1552.45	33.98	54.00	-20.02	42.42	2.91	25.68	37.03	130	267 VERTICAL	Average
3	1724.74	40.33	74.00	-33.67	48.12	3.13	25.61	36.53	100	156 VERTICAL	Peak
4	1724.95	32.89	54.00	-21.11	40.68	3.13	25.61	36.53	100	156 VERTICAL	Average
5	2765.22	44.40	74.00	-29.60	47.30	3.96	28.92	35.78	100	99 VERTICAL	Peak
6	2765.48	34.15	54.00	-19.85	37.05	3.96	28.92	35.78	100	99 VERTICAL	Average