




13. SETUP PHOTOS

13.1. ANTENNA PORT CONDUCTED RF MEASUREMENT SETUP



13.2. RADIATED RF MEASUREMENT SETUP



13.3. POWERLINE CONDUCTED EMISSIONS MEASUREMENT SETUP


LINE CONDUCTED FRONT PHOTO



LINE CONDUCTED BACK PHOTO



13.4. DYNAMIC FREQUENCY SELECTION MEASUREMENT SETUP



DFS BACK PHOTO (EUT)



DFS FRONT PHOTO (CLIENT MODE SETUP)



DFS FRONT PHOTO (CLIENT-TO-CLIENT COMMUNICATIONS
MODE SETUP)



END OF REPORT