

Test Laboratory: Compliance Certification Services Inc.

80211b Rate 1M Bottom Flat BCM94313HMGIPA Z485 FCC

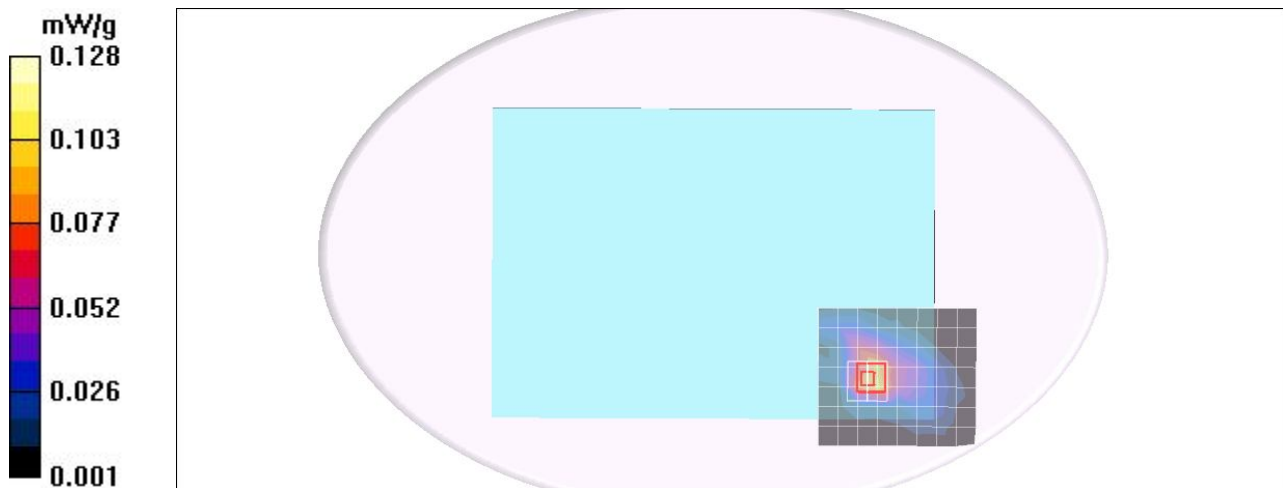
Communication System: IEEE 802.11b WLAN; Frequency: 2437 MHz; Duty Cycle: 1:1
Medium parameters used (interpolated): $f = 2437$ MHz; $\sigma = 1.97$ mho/m; $\epsilon_r = 51.4$; $\rho = 1000$ kg/m³
Phantom section: Flat Section
Air Temperature: 24.2 deg C; Liquid Temperature: 23.2 deg C
Area Scan Find Secondary Maximum Within 2dB and with a peak SAR value greater than 0.0012W/kg

DASY4 Configuration:

- Probe: EX3DV4 - SN3554; ConvF(6.18, 6.18, 6.18);
- Sensor-Surface: 2.5mm (Mechanical Surface Detection)
- Electronics: DAE4 Sn558; Calibrated: 2011/7/26
- Phantom: Flat Phantom EL14.0; Type: QDOVA001BA; Serial: SN: 1052
- Measurement SW: DASY4, V4.7 Build 80; Postprocessing SW: SEMCAD, V1.8 Build 186

Bottom Middle CH6/Area Scan (8x9x1): Measurement grid: dx=15mm, dy=15mm
Maximum value of SAR (measured) = 0.101 mW/g

Bottom Middle CH6/Zoom Scan (7x7x9)/Cube 0: Measurement grid: dx=5mm, dy=5mm, dz=3mm
Reference Value = 0.576 V/m; Power Drift = -0.093 dB
Peak SAR (extrapolated) = 0.193 W/kg
SAR(1 g) = 0.093 mW/g; SAR(10 g) = 0.047 mW/g
Maximum value of SAR (measured) = 0.128 mW/g



Test Laboratory: Compliance Certification Services Inc.

80211g Rate 6M Bottom Flat BCM94313HMGIPA Z485 FCC

Communication System: IEEE 802.11g WLAN; Frequency: 2437 MHz; Duty Cycle: 1:1
Medium parameters used (interpolated): $f = 2437$ MHz; $\sigma = 1.97$ mho/m; $\epsilon_r = 51.4$; $\rho = 1000$ kg/m³
Phantom section: Flat Section
Air Temperature: 24.2 deg C; Liquid Temperature: 23.2 deg C
Area Scan Find Secondary Maximum Within 2dB and with a peak SAR value greater than 0.0012W/kg

DASY4 Configuration:

- Probe: EX3DV4 - SN3554; ConvF(6.18, 6.18, 6.18);
- Sensor-Surface: 2.5mm (Mechanical Surface Detection)
- Electronics: DAE4 Sn558; Calibrated: 2011/7/26
- Phantom: Flat Phantom EL14.0; Type: QDOVA001BA; Serial: SN: 1052
- Measurement SW: DASY4, V4.7 Build 80; Postprocessing SW: SEMCAD, V1.8 Build 186

Bottom Middle CH6/Area Scan (18x25x1): Measurement grid: dx=15mm, dy=15mm

Maximum value of SAR (measured) = 0.112 mW/g

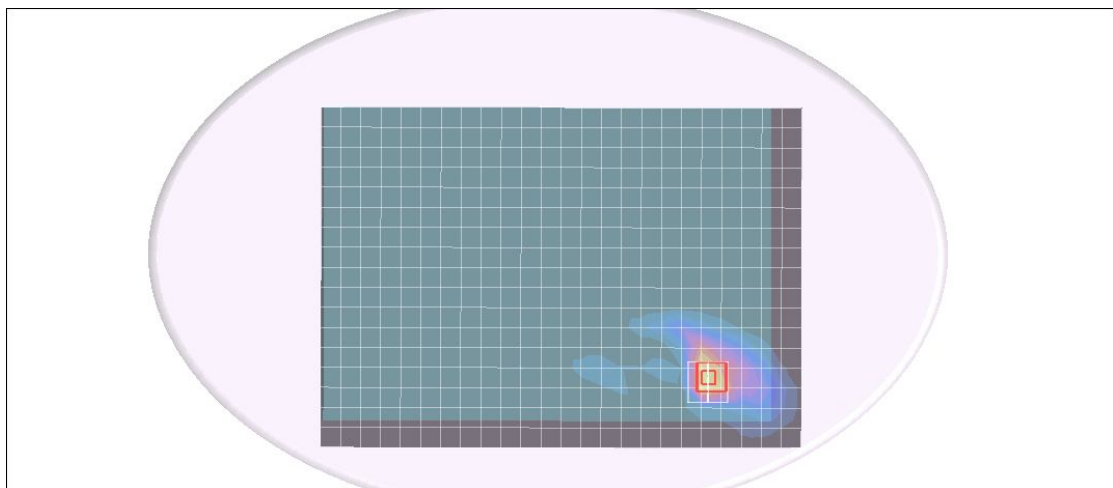
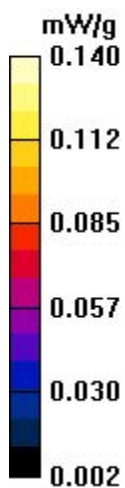
Bottom Middle CH6/Zoom Scan (7x7x9)/Cube 0: Measurement grid: dx=5mm, dy=5mm, dz=3mm

Reference Value = 0.833 V/m; Power Drift = -0.102 dB

Peak SAR (extrapolated) = 0.206 W/kg

SAR(1 g) = 0.103 mW/g; SAR(10 g) = 0.051 mW/g

Maximum value of SAR (measured) = 0.140 mW/g



1g/10g Averaged SAR

SAR; Zoom Scan: Value Along Z, X=3, Y=2

