


Dell Latitude XT3

Setup And Features Information

About Warnings

 **WARNING:** A WARNING indicates a potential for property damage, personal injury, or death.

Front And Back View

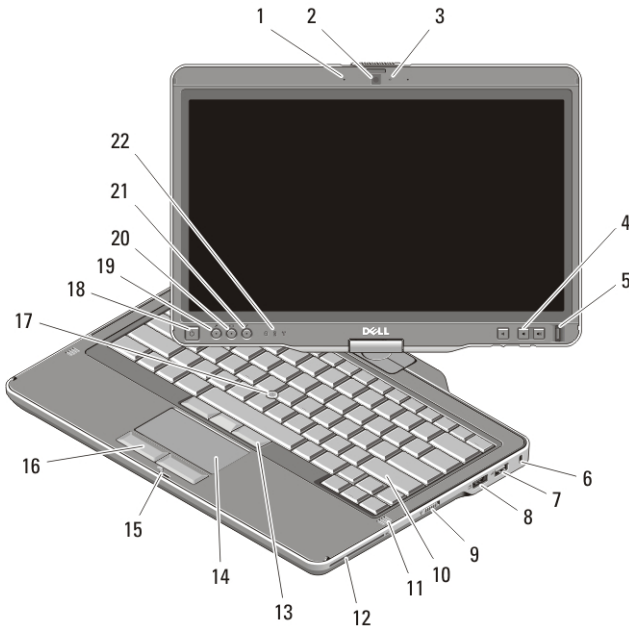


Figure 1. Front View

- | | |
|-----------------------------------|----------------------------|
| 1. microphone (optional) | 6. security cable slot |
| 2. camera (optional) | 7. USB 2.0 connector |
| 3. camera status light (optional) | 8. eSATA/USB 2.0 connector |
| 4. volume control buttons | 9. wireless on/off switch |
| 5. fingerprint reader | 10. keyboard |



Regulatory Model:P17G
Regulatory Type:P17G001
2011-04

- 11. speakers (2)
- 12. smart card reader
- 13. trackstick buttons (3)
- 14. touchpad
- 15. display latch lock
- 16. touchpad buttons (2)
- 17. trackstick
- 18. power button
- 19. Windows security button
- 20. screen rotate button
- 21. Dell Feature Enhancement Pack/ settings button
- 22. device status lights

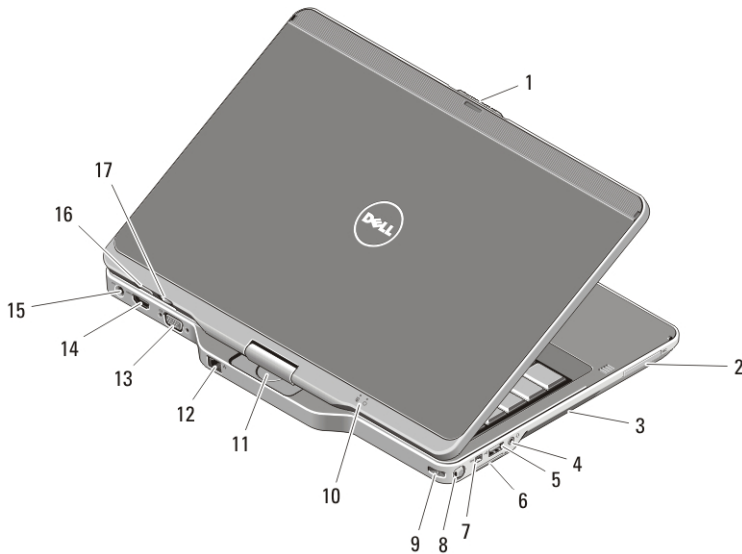



Figure 2. Back View


- 1. display latch release
- 2. ExpressCard slot
- 3. cooling vents
- 4. headphone (line-out)/microphone (line-in) connector
- 5. USB 2.0 connector
- 6. Secure Digital (SD) card slot
- 7. IEEE 1394 connector
- 8. pen
- 9. pen tether slot
- 10. power and battery status lights
- 11. rotating hinge
- 12. network connector
- 13. VGA connector
- 14. HDMI connector
- 15. power connector
- 16. tablet back button
- 17. scroll control button





NOTE: Use the 3.5-mm, four-conductor TRRS speaker-microphone connector plug.


 **WARNING:** Do not block, push objects into, or allow dust to accumulate in the air vents. Do not store your Dell computer in a low-airflow environment, such as a closed briefcase, while it is running. Restricting the airflow can damage the computer or cause a fire. The computer turns on the fan when the computer gets hot. Fan noise is normal and does not indicate a problem with the fan or the computer.

Quick Setup

 **WARNING:** Before you begin any of the procedures in this section, read the safety information that shipped with your computer. For additional best practices information, see www.dell.com/regulatory_compliance.

 **WARNING:** The AC adapter works with electrical outlets worldwide. However, power connectors and power strips vary among countries. Using an incompatible cable or improperly connecting the cable to the power strip or electrical outlet may cause fire or equipment damage.

 **CAUTION:** When you disconnect the AC adapter cable from the computer, grasp the connector, not the cable itself, and pull firmly but gently to avoid damaging the cable. When you wrap the AC adapter cable, ensure that you follow the angle of the connector on the AC adapter to avoid damaging the cable.

 **NOTE:** Some devices may not be included if you did not order them. The docking-station device is optional.

1. Connect the AC adapter to the AC adapter connector on the computer and to the electrical outlet.

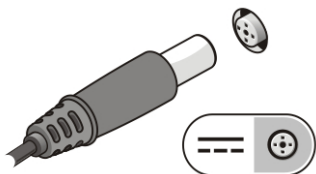


Figure 3. AC Adapter

2. Connect the network cable (optional).

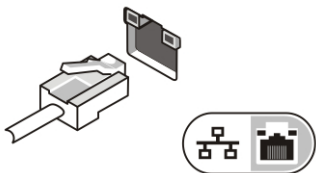


Figure 4. Network Connector

3. Connect USB devices, such as a mouse or keyboard (optional).

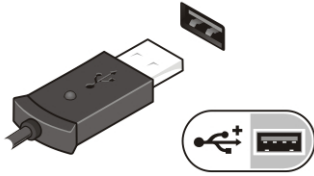


Figure 5. USB Connector

4. Connect IEEE 1394 devices, such as a 1394 hard drive (optional).

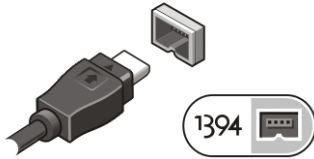


Figure 6. 1394 Connector

5. Connect to an external monitor using one of the following cables (optional):




Figure 7. HDMI Connector

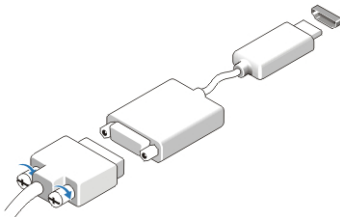


Figure 8. HDMI to DVI Adapter

6. Open the computer display and press the power button to turn on the computer.




Figure 9. Power Button


7. To retrieve or store the pen, push pen inward until you hear a click, then release.



Figure 10. Pen

-  **NOTE:** It is recommended that you turn on and shut down your computer at least once before you install any cards or connect the computer to a docking device or other external device, such as a printer.

Specifications

-  **NOTE:** Offerings may vary by region. The following specifications are only those required by law to ship with your computer. For more information regarding the configuration of your computer, click **Start** → **Help and Support** and select the option to view information about your computer.

System Information

Chipset	Intel Mobile vPro QM67 chipset
Processor	<ul style="list-style-type: none">• Intel Core i3 series• Intel Core i5 series• Intel Core i7 series

Video

Video type	Intel HD Graphics 3000
Data bus	integrated video
Video controller and memory	Intel UMA up to 1692 MB shared video

Video



NOTE: The video memory will differ depending on the operating system and computer memory.

Memory

Memory connector	two SODIMM slots
Memory capacity	1 GB, 2 GB, 4 GB, and 8 GB
Memory type	DDR3 1333MHz
Minimum memory	1 GB
Maximum memory	up to 8 GB

Smart Card

Read/write capabilities	Supports ISO-7816-3 (asynchronous and synchronous Type I and II), ISO7816-12
Cards supported	1.80 V, 3 V, and 5 V
Program technology supported	JAVA cards
Interface speed	9600 BPS to 115,200 BPS
EMV level	level 1 certified
WHQL certification	PC/SC

Battery

Type (minimum)	6-cell lithium ion (44 Whr)	9-cell lithium ion (76 Whr)
Weight	302.30 g (0.66 lb)	485.69 g (1.07 lb)
Length	265.96 mm (10.47 inches)	285.99 mm (11.26 inches)
Width	75.74 mm (2.98 inches)	100.92 mm (3.97 inches)
Height	13.06 mm (0.51 inch)	13.24 mm to 21.18 mm (0.52 inch to 0.83 inch)
Depth	96.84 mm (3.81 inches)	
Voltage	11.1 VDC	

Battery

Temperature range:

Operating 0 °C to 50 °C (32 °F to 122 °F)

Non-operating -20 °C to 65 °C (-4 °F to 149 °F)

Coin-cell battery 3 V CR2032 lithium ion

AC Adapter

Input voltage 100 VAC to 240 VAC

Input current 1.50 A
(maximum)

Input frequency 50 Hz to 60 Hz

Output power 65 W 90 W

Output current I rated (A) = 3.34 A, I (A) = 3.11 A I rated (A) = 4.62 A, I(A) = 4.12 A

Rated output voltage 19.50 VDC

Dimensions:

Height 16 mm (0.63 inch)

Width 63 mm (2.48 inches)

Depth 88 mm (3.46 inches)

Temperature range:

Operating 0 °C to 40 °C (32 °F to 104 °F)

Non Operating -40 °C to 70 °C (-40 °F to 158 °F)

Physical

Height (with a WLED panel) 30.90 mm (1.22 inches)

Width 323.00 mm (12.72 inches)

Depth 221.70 mm (8.73 inches)

Weight (minimum) 1.98 kg (4.38 lb) (with 6-cell battery and lightweight solid state drive)

Environmental

Temperature:

Environmental

Operating	10 °C to 35 °C (50 °F to 95 °F)
Storage	-40 °C to 65 °C (-40 °F to 149 °F)
Relative humidity (maximum):	
Operating	10% to 90% (noncondensing)
Storage	5% to 95% (noncondensing)
Airborne contaminant level	G1 or lower as defined by ISA-S71.04–1985

Finding More Information and Resources

See the safety and regulatory documents that shipped with your computer and the regulatory compliance website at www.dell.com/regulatory_compliance for more information on:

- Safety best practices
- Regulatory certification
- Ergonomics

See www.dell.com for additional information on:

- Warranty
- Terms and Conditions (U.S. only)
- End User License Agreement

Information in this publication is subject to change without notice.

© 2011 Dell Inc. All rights reserved.


Reproduction of these materials in any manner whatsoever without the written permission of Dell Inc. is strictly forbidden.

Trademarks used in this text: Dell™, the DELL logo, Dell Precision™, Precision ON™, ExpressCharge™, Latitude™, Latitude ON™, OptiPlex™, Vostro™, and Wi-Fi Catcher™ are trademarks of Dell Inc. Intel®, Pentium®, Xeon®, Core™, Atom™, Centrino®, and Celeron® are registered trademarks or trademarks of Intel Corporation in the U.S. and other countries. AMD® is a registered trademark and AMD Opteron™, AMD Phenom™, AMD Sempron™, AMD Athlon™, ATI Radeon™, and ATI FirePro™ are trademarks of Advanced Micro Devices, Inc. Microsoft®, Windows®, MS-DOS®, Windows Vista®, the Windows Vista start button, and Office Outlook® are either trademarks or registered trademarks of Microsoft Corporation in the United States and/or other countries. Blu-ray Disc™ is a trademark owned by the Blu-ray Disc Association (BDA) and licensed for use on discs and players. The Bluetooth® word mark is a registered trademark and owned by the Bluetooth® SIG, Inc. and any use of such mark by Dell

Inc. is under license. Wi-Fi® is a registered trademark of Wireless Ethernet Compatibility Alliance, Inc.

Other trademarks and trade names may be used in this publication to refer to either the entities claiming the marks and names or their products, Dell Inc. disclaims any proprietary interest in trademarks and trade names other than its own.

FCC Radiation Exposure Statement

 **WARNING:** The radiated output power of the Dell Wireless WLAN Card devices is far below the FCC radio frequency exposure limits. Nevertheless, the Dell Wireless WLAN Card devices should be used in such a manner that the potential for human contact during normal operation is minimized. To avoid the possibility of exceeding the FCC radio frequency exposure limits, you should keep a distance of at least 20 cm between you (or any other person in the vicinity) and the antenna that is built into the printer. To determine the location of the antenna within your printer, check the information posted on the general Dell support site at <http://support.dell.com>.

This device has also been evaluated for and shown compliant with the FCC RF exposure limits under portable exposure conditions (antennas are within 20 cm of a person's body) when installed in certain specific OEM configurations. Details of the authorized configurations can be found at <http://www.fcc.gov/oet/fccid/help.html> by entering the FCC ID number on the device.

Interference Statement

This equipment generates, uses, and can radiate radio frequency energy and, if not installed and used in accordance with the manufacturer's instruction manual, may cause interference with radio and television reception. This equipment has been tested and found to comply with the limits for a Class B digital device pursuant to Part 15 of the FCC Rules.

This device complies with Part 15 of the FCC Rules. Operation is subject to the following two conditions:


- 1) This device may not cause harmful interference.
- 2) This device must accept any interference received, including interference that may cause undesired operation.

Notice: The FCC regulations provide that changes or modifications not expressly approved by Dell Inc. could void your authority to operate this equipment.

These limits are designed to provide reasonable protection against harmful interference in a residential installation. However, there is no guarantee that interference will not occur in a particular installation. If this equipment does cause harmful interference with radio or television reception, which can be determined by turning the equipment off and on, you are encouraged to try to correct the interference by one or more of the following measures:

- Reorient the receiving antenna.
- Relocate the system with respect to the receiver.
- Move the system away from the receiver.
- Plug the system into a different outlet so that the system and the receiver are on different branch circuits.

If necessary, consult a representative of Dell Inc. or an experienced radio/television technician for additional suggestions.

 **NOTE:** This Dell Wireless WLAN Card must be installed and used in strict accordance with the manufacturer's instructions as described in the user documentation that comes with the product. Any other installation or use will violate FCC Part 15 regulations. Modifications not expressly approved by Dell could void your authority to operate the equipment.

This device must not be co-located or operating in conjunction with any other antenna or transmitter.

The Dell Wireless WLAN Card products are designed to be interoperable with any wireless LAN product that is based on direct sequence spread spectrum (DSSS) radio technology and orthogonal frequency division multiplexing (OFDM) and to comply with the following standards:

- IEEE 802.11a Standard on 5 GHz Wireless LAN
- IEEE 802.11b-1999 Standard on 2.4 GHz Wireless LAN
- IEEE 802.11g Standard on 2.4 GHz Wireless LAN
- Wireless Fidelity (Wi-Fi) certification, as defined by the WECA (Wireless Ethernet Compatibility Alliance)

Safety

The Dell Wireless WLAN Card, like other radio devices, emits radio frequency electromagnetic energy. The level of energy emitted by this device, however, is less than the electromagnetic energy emitted by other wireless devices such as mobile phones. The Dell Wireless WLAN Card wireless device operates within the guidelines found in radio frequency safety and recommendations. These standards and recommendations reflect the consensus of the scientific community and result from deliberations of panels and committees of scientists who continually review and interpret the extensive research literature. In some situations or environments, the use of the Dell Wireless WLAN Card wireless devices may be restricted by the proprietor of the building or responsible representatives of the applicable organization.

Examples of such situations include the following:

- Using the Dell Wireless WLAN Card equipment on board airplanes, or
- Using the Dell Wireless WLAN Card equipment in any other environment where the risk of interference with other devices or services is perceived or identified as being harmful.

If you are uncertain of the policy that applies to the use of wireless devices in a specific organization or environment (an airport, for example), you are encouraged to ask for authorization to use the Dell Wireless WLAN Card wireless device before you turn it on.

Explosive Device Proximity Warning:

Do not operate a portable transmitter (such as a wireless network device) near unshielded blasting caps or in an explosive environment unless the device has been modified to be qualified for such use.

Use on Aircraft Caution:

Regulations of the FCC and FAA prohibit airborne operation of radio-frequency wireless devices because their signals could interfere with critical aircraft instruments.

Regulatory Information

The Dell Wireless WLAN Card wireless network device must be installed and used in strict accordance with the manufacturer's instructions as described in the user documentation that comes with the product. Dell Inc. is not responsible for any radio or television interference caused by unauthorized modification of the devices included with this Dell Wireless WLAN Card kit, or the substitution or attachment of connecting cables and equipment other than that specified by Dell Inc. The correction of interference caused by such unauthorized modification, substitution or attachment is the responsibility of the user. Dell Inc. and its authorized resellers or distributors are not liable for any damage or violation of government regulations that may arise from the user failing to comply with these guidelines.

Radio Approvals

It is important to ensure that you only use your radio device in countries where the device is approved for use. To determine whether you are allowed to use your wireless network device in a specific country, check to see if the radio type number that is printed on the identification label of your device or listed on the radio approval list posted on the general Dell support site at <http://support.dell.com>.