







PHOTOGRAPHS OF THE TEST CONFIGURATION (SAR Test Set Up Photos)

BODY POSITION:

	
Back	Top edge
	
Left edge	Right edge
	
TEST SET UP PHOTO	DESCRIPTION OF ANTENNA LOCATION

NOTE: Distance between EUT and phantom is 0mm for test of body position.