

# Regulatory, Safety and Environmental Notices

User Guide

© Copyright 2008–2011 Hewlett-Packard  
Development Company, L.P.

Bluetooth is a trademark owned by its proprietor and used by Hewlett-Packard Company under license. ENERGY STAR is a registered mark owned by the U.S. government. Java is a trademark of Sun Microsystems. Microsoft, Windows, and Windows Vista are U.S. registered trademarks of Microsoft Corporation.

The information contained herein is subject to change without notice. The only warranties for HP products and services are set forth in the express warranty statements accompanying such products and services. Nothing herein should be construed as constituting an additional warranty. HP shall not be liable for technical or editorial errors or omissions contained herein.

First Edition: February 2011

Document Part Number: 653267-001

---

# Table of contents

<b>1 Regulatory notices</b> .....	<b>1</b>
Federal Communications Commission notice .....	2
Modifications .....	2
Cables .....	2
Declaration of Conformity for products marked with the FCC logo (United States only) .....	3
Products with wireless LAN devices or HP Mobile Broadband Modules .....	3
Brazil notice .....	4
Canada notices .....	4
Avis Canadien .....	4
European Union Regulatory notices .....	4
Products with HP Mobile Broadband Modules .....	5
Ergonomics notice .....	6
Germany .....	6
Japan notices .....	7
Wireless LAN 802.11b devices .....	7
Wireless LAN 802.11g devices .....	7
Bluetooth devices .....	7
Wireless LAN, Wireless WAN, and Bluetooth certification markings .....	8
South Korea notice .....	8
Mexico notice .....	8
Singapore wireless notice .....	8
Thailand WWAN wireless notice .....	8
Taiwan notices .....	9
Wireless LAN 802.11a devices .....	9
Wireless LAN 802.11b devices .....	9
Vietnam Compliance Marking Notice .....	9
Airline travel notice .....	10
Battery notices .....	10
ENERGY STAR compliance .....	10
Laser compliance .....	11
Modem notices .....	11
Telecommunications device approvals .....	11
U.S. modem statements .....	12
U.S. modem declarations .....	12
Canada modem statements .....	15
Japan modem statements .....	15

New Zealand modem statements .....	15
Voice support .....	16
Power cord notice .....	16
Japan power cord notice .....	16
DC plug of external HP power supply .....	16
Macrovision Corporation notice .....	16
<b>2 Safety notices .....</b>	<b>17</b>
Heat-related safety warning notice .....	17
Potential safety conditions notice .....	17
Battery notices .....	17
Headset and earphone volume level notice .....	17
Power cord notices .....	18
Cleaning the keyboard .....	18
Travel notice .....	18
Norway and Sweden: Cable grounding notice for products with a TV tuner .....	18
<b>3 Environmental notices .....</b>	<b>19</b>
Electronic hardware and battery recycling .....	19
Disposal of waste equipment by users in private households in the European Union .....	19
Chemical substances .....	19
China material content declarations .....	20
Japan material content declaration .....	22
Turkey EEE regulation .....	22
Ukraine Restriction of Hazardous Substances .....	23
United States mercury disposal .....	23
Perchlorate material—special handling may apply .....	23
<b>Index .....</b>	<b>24</b>

---

# 1 Regulatory notices

This guide provides country- and region-specific non-wireless and wireless regulatory notices and compliance information for the computer product. Some of these notices may not apply to your product.

One or more integrated wireless devices may be installed. In some environments, the use of wireless devices may be restricted. Such restrictions may apply on-board airplanes, in hospitals, near explosives, in hazardous locations, and so on. If you are uncertain of the policy that applies to the use of this product, ask for authorization to use it before you turn it on.

To identify a hardware device such as a wireless LAN (WLAN) network device, choose the procedure below that corresponds to the operating system running on your computer.

**For Windows® XP Professional and Windows XP Home**, follow these steps:

1. Select **Start > My Computer**.
2. If the left pane, select **View System Information > Hardware tab > Device Manager**.

**For Windows Vista®**, follow these steps:

1. Select **Start > Computer > System properties**.
2. In the left pane, click **Device Manager**.

**For later Windows operating systems, such as Windows 7**, follow these steps:

- ▲ Select **Start > Control Panel > System and Security > Device Manager**.

**For non-Windows operating systems**, follow the instructions provided by your operating system to identify a hardware device such as a wireless LAN (WLAN) network device.


Regulatory markings for your country or region may be located on the bottom of the product, either under the battery, under a user-removable door (or some other user-accessible location), or on the wireless or modem module.

To view the FCC IDs for any radio modules in your notebook (Bluetooth®, WLAN, or WWAN), follow these steps:

1. Turn on or restart the computer, and then press **esc** while the "Press the ESC key for Startup Menu" message is displayed at the bottom of the screen.
2. Press **f10** to enter BIOS Setup.
3. Select the **System Configuration** menu.

The FCC IDs are displayed at the bottom of the screen.

---

 **CAUTION:** Devices not for sale or use in the United States may not have an FCC ID.

---

## Federal Communications Commission notice

This equipment has been tested and found to comply with the limits for a Class B digital device, pursuant to Part 15 of the FCC Rules. These limits are designed to provide reasonable protection against harmful interference in a residential installation. This equipment generates, uses, and can radiate radio frequency energy and, if not installed and used in accordance with the instructions, may cause harmful interference to radio communications. However, there is no guarantee that interference will not occur in a particular installation.

If this equipment does cause harmful interference to radio or television reception, which can be determined by turning the equipment off and on, the user is encouraged to try to correct the interference by one or more of the following measures:

- Reorient or relocate the receiving antenna.
- Increase the separation between the equipment and receiver.
- Connect the equipment to an outlet on a circuit different from that to which the receiver is connected.
- Consult the dealer or an experienced radio or television technician for help.

### Modifications

The FCC requires the user to be notified that any changes or modifications made to this device that are not expressly approved by HP may void the user's authority to operate the equipment.

### Cables

To maintain compliance with FCC Rules and Regulations, connections to this device must be made with shielded cables having metallic RFI/EMI connector hoods.

## Declaration of Conformity for products marked with the FCC logo (United States only)

This device complies with Part 15 of the FCC Rules. Operation is subject to the following 2 conditions:

1. This device may not cause harmful interference.
2. This device must accept any interference received, including interference that may cause undesired operation.

If you have questions about the product that are *not* related to this declaration, write to

Hewlett-Packard Company

P. O. Box 692000, Mail Stop 530113

Houston, TX 77269-2000

For questions regarding this FCC declaration, write to

Hewlett-Packard Company

P. O. Box 692000, Mail Stop 510101


Houston, TX 77269-2000

or call HP at 281-514-3333

To identify your product, refer to the part, series, or model number located on the product.


## Products with wireless LAN devices or HP Mobile Broadband Modules

This device must not be co-located or operating in conjunction with any other antenna or transmitter.

 **WARNING! Exposure to Radio Frequency Radiation** The radiated output power of this device is below the FCC radio frequency exposure limits. Nevertheless, the device should be used in such a manner that the potential for human contact is minimized during normal operation of tablet PCs and notebook computers.

During normal operation of tablet PCs and notebook computers with displays equal to or less than 12 inches: To avoid the possibility of exceeding the FCC radio frequency exposure limits, human proximity to the antennas should not be less than 2.5 cm (1 inch). To identify the location of the wireless antennas, refer to the computer user guides. To access the user guides, select **Start > Help and Support > User Guides**.

During normal operation of notebook computers with displays greater than 12 inches: To avoid the possibility of exceeding the FCC radio frequency exposure limits, human proximity to the antennas should not be less than 20 cm (8 inches), including when the computer display is closed. To identify the location of the wireless antennas, refer to the computer user guides. To access the user guides, select **Start > Help and Support > User Guides**.

 **CAUTION:** When using IEEE 802.11a wireless LAN, this product is restricted to indoor use, due to its operation in the 5.15- to 5.25-GHz frequency range. The FCC requires this product to be used indoors for the frequency range of 5.15 GHz to 5.25 GHz to reduce the potential for harmful interference to co-channel mobile satellite systems. High-power radar is allocated as the primary user of the 5.25- to 5.35-GHz and 5.65- to 5.85-GHz bands. These radar stations can cause interference with and/or damage to this device.

## Brazil notice

Este equipamento opera em caráter secundário, isto é, não tem direito a proteção contra interferência prejudicial, mesmo de estações do mesmo tipo, e não pode causar interferência a sistemas operando em caráter primário.

Este equipamento atende aos limites de Taxa de Absorção Específica referente à exposição a campos elétricos, magnéticos e eletromagnéticos de radiofrequências adotados pela ANATEL.

## Canada notices

This Class B digital apparatus meets all requirements of the Canadian Interference-Causing Equipment Regulations. If this device has WLAN or Bluetooth capability, the device complies with Industry Canada licence-exempt RSS standard(s). Operation is subject to the following two conditions: (1) this device may not cause interference, and (2) this device must accept any interference, including interference that may cause undesired operation of the device.

**⚠ CAUTION:** When using IEEE 802.11a wireless LAN, this product is restricted to indoor use, due to its operation in the 5.15- to 5.25-GHz frequency range. Industry Canada requires this product to be used indoors for the frequency range of 5.15 GHz to 5.25 GHz to reduce the potential for harmful interference to co-channel mobile satellite systems. High-power radar is allocated as the primary user of the 5.25- to 5.35-GHz and 5.65- to 5.85-GHz bands. These radar stations can cause interference with and/or damage to this device.

The antennas for this device are not replaceable. Any attempt at user access will damage your computer.

## Avis Canadien

Cet appareil numérique de la classe B respecte toutes les exigences du Règlement sur le matériel brouilleur du Canada.

## European Union Regulatory notices

Products bearing the CE marking comply with the following EU Directives:

- Low Voltage Directive 2006/95/EC
- EMC Directive 2004/108/EC
- Ecodesign Directive 2009/125/EC where applicable

CE compliance of this product is valid if powered with the correct CE-marked AC adapter provided by HP.

If this product has wired and/or wireless telecommunications functionality, it also complies with the essential requirements of EU Directive R&TTE Directive 1999/5/EC.

Compliance with these directives implies conformity to applicable harmonized European standards (European Norms) that are listed in the EU Declaration of Conformity issued by HP for this product or product family and available (in English only) either within the product documentation or at the following Web site: [www.hp.eu/certificates](http://www.hp.eu/certificates) (type the product number in the search box).

The compliance is indicated by one of the following conformity markings placed on the product:





For non-telecommunications products and for EU harmonized telecommunications products, such as Bluetooth®, within power class below 10 mW.




For EU non-harmonized telecommunications products (if applicable, a 4-digit notified body number is inserted between CE and ! (the exclamation mark).

Please refer to the regulatory label provided on the product.

The telecommunications functionality of this product may be used in the following EU and EFTA countries: Austria, Belgium, Bulgaria, Cyprus, Czech Republic, Denmark, Estonia, Finland, France, Germany, Greece, Hungary, Iceland, Ireland, Italy, Latvia, Liechtenstein, Lithuania, Luxembourg, Malta, Netherlands, Norway, Poland, Portugal, Romania, Slovak Republic, Slovenia, Spain, Sweden, Switzerland, and United Kingdom.

The telephone connector (not available for all products) is intended for connection to analog telephone networks.

---

 **NOTE:** For products with wireless LAN devices, some countries may have specific obligations or special requirements about the operation of wireless LAN networks such as indoor use only or restrictions of the channels available. Be sure that the country settings of the wireless network are correct.

---

In France, certain restrictions apply for the 2.4-GHz wireless LAN operation of this product. This product may be used indoors for the entire 2400-MHz to 2483.5-MHz frequency band (channels 1 to 13). For outdoor use, only the 2400-MHz to 2454-MHz frequency band (channels 1 to 7) may be used. For the latest requirements, see <http://www.arcep.fr>.

The point of contact for regulatory matters is Hewlett-Packard GmbH, Dept./MS: HQ-TRE, Herrenberger Strasse 140, 71034 Boeblingen, GERMANY.

## Products with HP Mobile Broadband Modules

THIS DEVICE MEETS INTERNATIONAL GUIDELINES FOR EXPOSURE TO RADIO FREQUENCY RADIATION.

The HP Mobile Broadband Module in your notebook is a radio transmitter and receiver. The device is designed not to exceed the limits for exposure to radio frequency (RF) recommended by international guidelines (ICNIRP). These limits are part of comprehensive guidelines that establish permitted levels of RF radiation for the general population. The guidelines were developed by independent scientific organizations through periodic and thorough evaluation of scientific studies. The device also meets the European R&TTE directives, including the protection of the health and the safety of the user and any other person.

The exposure standard for mobile devices employs a unit of measurement known as the Specific Absorption Rate (SAR).\* The SAR was obtained by testing the device at standard operating positions

with the device transmitting at its highest certified power level in all tested frequency bands. The actual SAR of the device while operating can be well below the maximum value, because the device operates at multiple power levels and uses only the power required to reach the network.

When installed in the notebook computer, this device meets RF exposure guidelines when the antennas are positioned at a minimum distance from the body. In order to transmit data or messages, this device requires a quality connection to the network. In some cases, transmission of data or messages may be delayed until such a connection becomes available. Be sure that the recommended distance is observed until the transmission is complete.

\*The non-FCC, international guidelines state that the SAR limit for mobile devices used by the public is 2.0 watts/kilogram (W/kg) averaged over 10 grams of body tissue. The guidelines incorporate a substantial margin of safety to give additional protection for the public and to account for any variations in measurements. SAR values may vary depending on national reporting requirements and the network band.

This equipment incorporates a radio transmitting device. In normal use, a separation distance of 20 cm ensures that radio frequency exposure levels comply with the Australian and New Zealand Standards.

## Ergonomics notice

### Germany

Mobile computers bearing the "GS" approval mark meet the ergonomic requirements and are suitable only for short-time use of VDU tasks. When a mobile computer is used for display work tasks where the Visual Display Unit (VDU) Directive 90/270/EEC is applicable, an adequate external keyboard is required. Depending on the application and task, an adequate external monitor may also be necessary to attain working conditions comparable to a workstation setup.

Ref: EK1-ITB 2000:2008

This device is intended for use at visual display workplaces in compliance with BildscharbV, only with external keyboard and adequate external monitor.

During mobile use with disadvantageous illumination conditions (e.g. direct sun light) reflections may occur which result in reduced readability.

Mobile Computer, welche das "GS" Zeichen tragen, entsprechen den ergonomischen Anforderungen und sind nur für kurzzeitige Benutzung von Bildschirmarbeitsaufgaben geeignet. Wird ein mobiler Computer für Bildschirmarbeitsaufgaben verwendet, wo die Richtlinie 90/270/EEG (Bildschirmarbeitsrichtlinie) anzuwenden ist, wird eine geeignete externe Tastatur notwendig. Abhängig von der Anwendung und der Aufgabe kann ein geeigneter externer Monitor erforderlich sein, um vergleichbare Arbeitsbedingungen zu einem stationären Arbeitsplatz zu erreichen.

Ref: EK1-ITB 2000:2008

Das Gerät ist für die Benutzung am Bildschirmarbeitsplatz gemäß BildscharbV nur mit externer Tastatur und geeignetem Monitor vorgesehen.

Bei mobiler Nutzung mit ungünstigen Lichtverhältnissen (z.B. direkte Sonneneinstrahlung) kann es zu Reflexionen und damit zu Einschränkungen der Lesbarkeit der dargestellten Zeichen kommen.

## Japan notices

この装置は、クラスB情報技術装置です。この装置は、家庭環境で使用することを目的としていますが、この装置がラジオやテレビジョン受信機に近接して使用されると、受信障害を引き起こすことがあります。

取扱説明書に従って正しい取り扱いをして下さい。 VCCI-B

この機器の使用周波数帯では、電子レンジ等の産業・科学・医療用機器のほか工場の製造ライン等で使用されている移動体識別用の構内無線局（免許を要する無線局）及び特定小電力無線局（免許を要しない無線局）が運用されています。

- 1 この機器を使用する前に、近くで移動体識別用の構内無線局及び特定小電力無線局が運用されていないことを確認して下さい。
- 2 万一、この機器から移動体識別用の構内無線局に対して電波干渉の事例が発生した場合には、速やかに使用周波数を変更するか又は電波の発射を停止した上、下記連絡先にご連絡頂き、混信回避のための処置等（例えば、パーティションの設置など）についてご相談して下さい。
- 3 その他、この機器から移動体識別用の特定小電力無線局に対して電波干渉の事例が発生した場合など何かお困りのことが起きたときは、次の連絡先へお問い合わせ下さい。

連絡先：日本ヒューレット・パッカード株式会社 TEL：0120-014121

5 GHz帯を使用する特定無線設備（802.11a相当）は屋内使用に限られています。この機器を屋外で使用することは電波法で禁じられています。

### Wireless LAN 802.11b devices

2.4DS4

### Wireless LAN 802.11g devices

2.4OF4

### Bluetooth devices

2.4FH1

## Wireless LAN, Wireless WAN, and Bluetooth certification markings

This product contains certified radio equipment.



### South Korea notice

B급 기기  
(가정용 방송통신기기)

이 기기는 가정용(B급)으로 전자파적합등록을 한 기기로서 주로 가정에서 사용하는 것을 목적으로 하며, 모든 지역에서 사용할 수 있습니다.

### Mexico notice

La operación de este equipo está sujeta a las siguientes dos condiciones: (1) este equipo puede que no cause interferencia y (2) este equipo debe aceptar cualquier interferencia, incluyendo interferencia que pueda ser causada por la operación no deseada.

### Singapore wireless notice

Turn off any WWAN devices while you are onboard aircraft. The use of these devices onboard aircraft is illegal, may be dangerous to the operation of the aircraft, and may disrupt the cellular network. Failure to observe this instruction may lead to suspension or denial of cellular services to the offender, or legal action, or both.

Users are reminded to restrict the use of radio equipment in fuel depots, chemical plants, and where blasting operations are in progress.

As with other mobile radio transmitting equipment, users are advised that for satisfactory operation of the equipment and for the safety of personnel, no part of the human body should be allowed to come too close to the antennas during operation of the equipment.

This device has been designed to comply with applicable requirements for exposure to radio waves, based on scientific guidelines that include margins intended to assure the safety of all people, regardless of health and age. These radio wave exposure guidelines employ a unit of measurement known as the specific absorption rate (SAR). Tests for SAR are conducted using standardized methods, with the phone transmitting at its highest certified power level in all used frequency bands. The SAR data information is based on CENELEC's standards EN50360 and EN50361, which use the limit of 2 watts per kilogram, averaged over 10 grams of tissue.

### Thailand WWAN wireless notice

This telecom equipment has complied with NTC regulations.

เครื่องโทรคมนาคมและอุปกรณ์นี้ มีความสอดคล้องตามข้อกำหนดของ กทท.

## Taiwan notices

### Wireless LAN 802.11a devices

在5.25G ~5.35G頻帶內操作之無線  
資訊傳輸設備僅適於室內使用

### Wireless LAN 802.11b devices

#### 低功率電波輻射性電機管理辦法

第十二條 經型式認證合格之低功率射頻電機，非經許可，公司、商號或使用者均不得擅自變更頻率、加大功率或變更原設計之特性及功能。

第十四條 低功率射頻電機之使用不得影響飛航安全及干擾合法通信；經發現有干擾現象時，應立即停用，並改善至無干擾時方得繼續使用。

前項合法通信，指依電信規定作業之無線電信。低功率射頻電機須忍受合法通信或工業、科學及醫療用電波輻射性電機設備之干擾。

## Vietnam Compliance Marking Notice

This marking is for applicable products only.



## Airline travel notice

Use of electronic equipment onboard commercial aircraft is at the discretion of the airline.

## Battery notices

**⚠ WARNING!** Risk of explosion if battery is replaced by an incorrect type. Dispose of used batteries according to the instructions.

For information about removing a battery, refer to the user guide included with the product.

## ENERGY STAR compliance

As an ENERGY STAR Partner, Hewlett-Packard Company has followed the EPA's enhanced product qualification and certification process to ensure that the products marked with the ENERGY STAR logo are ENERGY STAR qualified per the applicable ENERGY STAR guidelines for energy efficiency. The following logo appears on all ENERGY STAR-qualified computers:



The ENERGY STAR program for computers was created by the EPA to promote energy efficiency and reduce air pollution through more energy-efficient equipment in homes, offices, and factories. One way that products achieve this goal is by using the Microsoft® Windows® power management feature to reduce power consumption when the product is not in use.

The power management feature allows the computer to initiate a low-power or "Sleep" mode after a period of user inactivity. When used with an external ENERGY STAR qualified monitor, this feature also supports similar power management features of the monitor. To take advantage of these potential energy savings, the power management feature has been preset to behave in the following ways when the system is operating on AC power:

- Turn off the display after 15 minutes
- Initiate Sleep after 30 minutes

The computer exits Sleep when the power/Sleep button is pressed. When the Wake On LAN (WOL) feature is enabled, the computer can also exit Sleep in response to a network signal.

Additional information on the potential energy and financial savings of the power management feature can be found on the EPA ENERGY STAR Power Management Web site at <http://www.energystar.gov/powermanagement>.

Additional information on the ENERGY STAR program and its environmental benefits are available on the EPA ENERGY STAR Web site at <http://www.energystar.gov>.

## Laser compliance

**⚠ WARNING!** Use of controls or adjustments, or performance of procedures other than those specified in the laser product installation guide, may result in hazardous radiation exposure. To reduce the risk of exposure to hazardous radiation:

Do not try to open the module enclosure. There are no user-serviceable components inside.

Do not operate controls, make adjustments, or perform procedures to the laser device other than those specified in the laser product installation guide.

Allow only authorized service providers to repair the unit.

This product may be provided with an optical storage device (for example, a CD or DVD drive) and/or a fiber optic transceiver. Each of these devices that contain a laser is classified as a Class 1 Laser Product in accordance with IEC 60825-1 and meets the requirements for safety of that standard.

Each laser product complies with US FDA regulations of 21 CFR 1040.10 and 1040.11 or complies with those regulations except for deviations pursuant to Laser Notice No. 50 dated June 24, 2007.

## Modem notices

**⚠ WARNING!** To reduce the risk of fire, electric shock, and injury to persons when using this device, always follow basic safety precautions, including the following:

Do not use this product near water—for example, near a bathtub, wash bowl, kitchen sink or laundry tub, in a wet basement, or near a swimming pool.

Avoid using this product during an electrical storm. There is a remote risk of electric shock from lightning.

Do not use this product to report a gas leak while in the vicinity of the leak.

Always disconnect the modem cable before opening the equipment enclosure or touching an uninsulated modem cable, jack, or internal component.

If this product was not provided with a telephone line cord, use only No. 26 AWG or larger telecommunication line cord.

Do not plug a modem or telephone cable into the RJ-45 (network) jack.

SAVE THESE INSTRUCTIONS

## Telecommunications device approvals

The telecommunications device in the computer is approved for connection to the telephone network in the countries and regions whose approval markings are indicated on the product label located on the bottom of the computer or on the modem.

Refer to the user guide included with the product to ensure that the product is configured for the country or region in which the product is located. Selecting a country or region other than the one in which it is located may cause the modem to be configured in a way that violates the telecommunication regulations/laws of that country or region. In addition, the modem may not function properly if the correct country or region selection is not made. If, when you select a country or region, a message appears that states that the country or region is not supported, this means that the modem has not been approved for use in this country or region and thus should not be used.



## U.S. modem statements

This equipment complies with Part 68 of the FCC Rules and the requirements adopted by the ACTA. On the bottom of the computer or on the modem is a label that contains, among other information, a product identifier in the format US:AAAEQ##TXXXX. Provide this information to the telephone company if you are requested to do so.

**Applicable certification jack USOC = RJ11C.** A plug and jack used to connect this equipment to the premises wiring and telephone network must comply with the applicable FCC Part 68 rules and requirements adopted by the ACTA. A compliant telephone cord and modular plug is provided with this product. It is designed to be connected to a compatible modular jack that is also compliant. See installation instructions for details.

The REN is used to determine the number of devices that may be connected to a telephone line. Excessive RENs on a telephone line may result in the devices not ringing in response to an incoming call. In most but not all locations, the sum of RENs should not exceed five (5.0). To be certain of the number of devices that may be connected to a line, as determined by the total RENs, contact the local telephone company. For products approved after July 23, 2001, the REN for this product is part of the product identifier that has the format US:AAAEQ##TXXXX. The digits represented by ## are the REN without a decimal point (e.g., 03 is a REN of 0.3). For earlier products, the REN is separately shown on the label.

If this HP equipment causes harm to the telephone network, the telephone company will notify you in advance that temporary discontinuance of service may be required. But, if advance notice isn't practical, the telephone company will notify you as soon as possible. Also, you will be advised of your right to file a complaint with the FCC if you believe it is necessary.

The telephone company may make changes to its facilities, equipment, operations, or procedures that could affect the operation of the equipment. If this happens, the telephone company will provide advance notice in order for you to make necessary modifications to maintain uninterrupted telephone service.

If trouble is experienced with this equipment, call technical support. If the equipment is causing harm to the telephone network, the telephone company may request that you disconnect the equipment until the problem is resolved. You should perform repairs only to the equipment specifically discussed in the "Troubleshooting" section of the user guide, if one is provided.

Connection to party line service is subject to state tariffs. Contact the state public utility commission, public service commission, or corporation commission for information.

If your home has specially wired alarm equipment connected to the telephone line, ensure that the installation of this HP equipment does not disable your alarm equipment. If you have questions about what will disable alarm equipment, consult your telephone company or a qualified installer.

The Telephone Consumer Protection Act of 1991 makes it unlawful for any person to use a computer or other electronic device, including a fax machine, to send any message unless such message clearly contains in a margin at the top or bottom of each transmitted page, or on the first page of the transmission, the date and time it is sent and an identification of the business, other entity, or other individual sending the message, and the telephone number of the sending machine or such business, other entity, or individual. (The telephone number provided may not be a 900 number or any other number for which charges exceed local or long-distance transmission charges).

In order to program this information into your fax machine, you should complete the steps outlined in the faxing software instructions.

## U.S. modem declarations

Refer to the following modem vendor declarations for the modem device installed in your computer:



### Supplier's Declaration of Conformity

Reference Number: Delphi D40  
Place of Issue: Allentown, PA, USA  
Date of Issue: 21st July 2005

Agere Systems Inc. at 1110 American Parkway NE, Lehigh Valley Central Campus, Allentown, PA 18109 in the United States of America, hereby certifies that the Delphi Modem, bearing labelling identification number **US: AGSMD01BDELPHI** complies with the Federal Communications Commission's ("FCC") Rules and Regulations 47 CFR Part 68, and the Administrative Council on Terminal Attachments ("ACTA")-adopted technical criteria TIA/EIA/IS-968-A-3, Telecommunications – Telephone Terminal Equipment – Technical Requirements for Connection of Terminal Equipment To the Telephone Network.



Brad Grand  
Technical Manager

### Supplier's Declaration of Conformity

Reference Number: Delphi D40 (revision AM5)  
Place of Issue: Allentown, PA, USA  
Date of Issue: 30<sup>th</sup> November 2006

Agere Systems Inc. at 1110 American Parkway NE, Lehigh Valley Central Campus, Allentown, PA 18109 in the United States of America, hereby certifies that the Modem, bearing labelling identification number US: AGSMD01BDELPHI complies with the Federal Communications Commission's ("FCC") Rules and Regulations 47 CFR Part 68, and the Administrative Council on Terminal Attachments ("ACTA")-adopted technical criteria TIA/EIA/IS-968, 968-A, 968-A-1, 968-A-2 and 968-A-3 Telecommunications – Telephone Terminal Equipment – Technical Requirements for Connection of Terminal Equipment To the Telephone Network.



---

Brad Grand  
Technical Manager

## Canada modem statements

This equipment meets the applicable Industry Canada technical specifications.

The Ringer Equivalence Number, REN, is an indication of the maximum number of devices allowed to be connected to a telephone interface. The termination on an interface may consist of any combination of devices, subject only to the requirement that the sum of the RENs of all devices does not exceed 5. The REN for this terminal equipment is 1.0.

## Japan modem statements

If the computer does not have the Japanese certification mark on the bottom of the computer, refer to the appropriate certification marking below.

The Japanese certification mark for the V.92 56K Data/Fax Modem is below:



## New Zealand modem statements

The grant of a Telepermit for any item of terminal equipment indicates only that Telecom has accepted that the item complies with minimum conditions for connection to its network. It indicates no endorsement of the product by Telecom, nor does it provide any sort of warranty. Above all, it provides no assurance that any item will work correctly in all respects with another item of Telepermitted equipment of a different make or model, nor does it imply that any product is compatible with all of Telecom's network services.

This equipment is not capable, under all operating conditions, of correct operation at the higher speeds for which it is designed. Telecom will accept no responsibility should difficulties arise in such circumstances.

If this device is equipped with pulse dialing, note that there is no guarantee that Telecom lines will always continue to support pulse dialing.

Use of pulse dialing, when this equipment is connected to the same line as other equipment, may give rise to bell tinkle or noise and may also cause a false answer condition. Should such problems occur, the user should *not* contact the Telecom Faults Service.

Some parameters required for compliance with Telecom's Telepermit requirements are dependent on the equipment (PC) associated with this device. The associated equipment shall be set to operate within the following limits for compliance with Telecom's Specifications:

- a. There shall be no more than 10 call attempts to the same number within any 30-minute period for any single manual call initiation.
- b. The equipment shall go on-hook for a period of not less than 30 seconds between the end of one attempt and the beginning of the next attempt.
- c. Where automatic calls are made to different numbers, the equipment shall be set to go on-hook for a period of not less than 5 seconds between the end of one attempt and the beginning of the next attempt.
- d. The equipment shall be set to ensure that calls are answered between 3 and 30 seconds of receipt of ringing (So set between 2 and 10).

## Voice support

All persons using this device for recording telephone conversations shall comply with New Zealand law. This requires that at least one party to the conversation is aware that it is being recorded. In addition, the Principles enumerated in the Privacy Act 1993 shall be complied with in respect to the nature of the personal information collected, the purpose for its collection, how it is to be used, and what is disclosed to any other party.

This equipment shall not be set to make automatic calls to the Telecom '111' Emergency Service.

## Power cord notice

If you were not provided with a power cord for the computer or for an external power accessory intended for use with the computer, you should purchase a power cord that is approved for use in your country or region.

The power cord must be rated for the product and for the voltage and current marked on the product's electrical ratings label. The voltage and current rating of the cord should be greater than the voltage and current rating marked on the product. In addition, the diameter of the wire must be a minimum of **0.75 mm<sup>2</sup>/18AWG**, and the length of the cord must be between **1.5 m** (5 ft) and **2 m** (6½ ft). If you have questions about the type of power cord to use, contact your authorized service provider.


A power cord should be routed so that it is not likely to be walked on or pinched by items placed upon it or against it. Particular attention should be paid to the plug, electrical outlet, and the point where the cord exits from the product.

## Japan power cord notice

製品には、同梱された電源コードをお使い下さい。  
同梱された電源コードは、他の製品では使用出来ません。

## DC plug of external HP power supply



 **NOTE:** This product is designed for IT power systems in Norway with phase-to-phase voltage not exceeding 240 V rms.

**NOTE:** The computer operating voltage and current can be found on the system regulatory label.


## Macrovision Corporation notice

This product incorporates copyright protection technology that is protected by method claims of certain U.S. patents and other intellectual property rights owned by Macrovision Corporation and other rights owners. Use of this copyright protection technology must be authorized by Macrovision Corporation and is intended for home and other limited viewing uses only, unless otherwise authorized by Macrovision Corporation. Reverse engineering or disassembly is prohibited.

---

## 2 Safety notices


### Heat-related safety warning notice

 **WARNING!** To reduce the possibility of heat-related injuries or of overheating the computer, do not place the computer directly on your lap or obstruct the computer air vents. Use the computer only on a hard, flat surface. Do not allow another hard surface, such as an adjoining optional printer, or a soft surface, such as pillows or rugs or clothing, to block airflow. Also, do not allow the AC adapter to contact the skin or a soft surface, such as pillows or rugs or clothing, during operation. The computer and the AC adapter comply with the user-accessible surface temperature limits defined by the International Standard for Safety of Information Technology Equipment (IEC 60950).

### Potential safety conditions notice

If you notice any of the following conditions (or if you have other safety concerns), do not use the computer: crackling, hissing, or popping sound, or a strong odor or smoke coming from the computer. It is normal for these conditions to appear when an internal electronic component fails in a safe and controlled manner. However, these conditions may also indicate a potential safety issue. Do not assume it is a safe failure. Turn off the computer, disconnect it from its power source, and contact technical support for assistance.


### Battery notices

 **WARNING!** To reduce the risk of fire or burns, do not disassemble, crush, or puncture; do not short external contacts; do not dispose of in fire or water.

**WARNING!** Keep the battery away from children.

**WARNING!** To reduce potential safety issues, only the battery provided with the computer, a replacement battery provided by HP, or a compatible battery purchased as an accessory from HP should be used with the computer.

### Headset and earphone volume level notice

 **WARNING!** Listening to music at high volume levels and for extended durations can damage one's hearing. To reduce the risk of hearing damage, lower the volume to a safe, comfortable level and reduce the amount of time listening at high levels.

For your own safety, before using headsets or earphones, always reset the volume. Some headphones are louder than other headphones, even if the volume control setting is the same.


Changing the default audio or equalizer settings might lead to higher volume and should only be done with caution.

For your own safety, headsets or earphones used with this product should comply with the headphone limits in EN 50332-2.

If the computer includes a headset or earphones, this combination is in compliance to EN 50332-1.

## Power cord notices

---

 **WARNING!** To reduce the risk of electric shock or damage to the equipment:

Plug the power cord into an AC outlet that is easily accessible at all times.

Disconnect power from the computer by unplugging the power cord from the AC outlet (not by unplugging the power cord from the computer).


If provided with a 3-pin attachment plug on the power cord, plug the cord into a grounded (earthed) 3-pin outlet. Do not disable the power cord grounding pin, for example, by attaching a 2-pin adapter. The grounding pin is an important safety feature.

**WARNING!** To reduce potential safety issues, only the AC adapter provided with the computer, a replacement AC adapter provided by HP, or an AC adapter purchased as an accessory from HP should be used with the computer.

---

## Cleaning the keyboard


---

 **WARNING!** To reduce the risk of electric shock or damage to internal components, do not use a vacuum cleaner attachment to clean the keyboard. A vacuum cleaner can deposit household debris on the keyboard surface. Clean the keyboard regularly to prevent keys from sticking and to remove dust, lint, and particles that can become trapped beneath the keys. A can of compressed air with a straw extension can be used to blow air around and under the keys to loosen and remove debris.

---

## Travel notice


---

 **WARNING!** To reduce the risk of electric shock, fire, or damage to the equipment, do not attempt to power the computer with a voltage converter kit sold for appliances.

---

## Norway and Sweden: Cable grounding notice for products with a TV tuner

---

 **CAUTION:** To reduce potential safety issues, use a galvanic isolator when connecting to a cable distribution system.

---

---

## 3 Environmental notices

This chapter provides country- and region-specific environmental notices and compliance information. Some of these notices may not apply to your product.

### Electronic hardware and battery recycling

HP encourages customers to recycle used electronic hardware, HP original print cartridges, and rechargeable batteries. For more information about recycling programs, see the HP Web site at <http://www.hp.com/recycle>.

### Disposal of waste equipment by users in private households in the European Union



This symbol means do not dispose of your product with your other household waste. Instead, you should protect human health and the environment by handing over your waste equipment to a designated collection point for the recycling of waste electrical and electronic equipment. For more information, please contact your household waste disposal service.

### Chemical substances

HP is committed to providing our customers with information about the chemical substances in our products as needed to comply with legal requirements such as REACH (Regulation EC No 1907/2006 of the European Parliament and the Council). A chemical information report for this product can be found at <http://www.hp.com/go/reach>.

# China material content declarations

## 微型计算机电源声明书

### 能耗信息说明

惠普公司对笔记本电脑提供能耗信息说明，更多信息请登陆 <http://www.hp.com/hpinfo/globalcitizenship/environment/productdata/chinasepa.html>

当本产品进行操作时，若在未接任何外部输入电源的状态下，产品将实现零能耗的状况，特此声明。

### 回收信息说明

惠普公司对废弃的电子计算机（笔记本电脑）提供回收服务，更多信息请登陆 <http://h20423.www2.hp.com/program/suppliesrecycling/cn/zh/hardware/index.asp>

### 环境标志信息

笔记本电脑已在中国环境标志认证产品的范围中，环境标志表明该产品不仅品质合格，而且在生产、使用和处理处置过程中符合特定的环境保护要求，与同类产品相比，具有低毒少害、节约资源等环境优势，在国家环境保护部网站（<http://www.sepa.gov.cn>）上可浏览到关于环境标志的信息。

## The Table of Toxic and Hazardous Substances/Elements and their Content

As required by China's Management Methods for Controlling Pollution by Electronic Information Products



Toxic and Hazardous Substances and Elements						
Part Name	Lead (Pb)	Mercury (Hg)	Cadmium (Cd)	Hexavalent Chromium (Cr(VI))	Polybrominated biphenyls (PBB)	Polybrominated diphenyl ethers (PBDE)
Battery	X	O	O	O	O	O
Cables	X	O	O	O	O	O
Camera	X	O	O	O	O	O
Chassis/Other	X	O	O	O	O	O
Flash memory card reader	X	O	O	O	O	O
Floppy disk drive	X	O	O	O	O	O
Hard disk drive	X	O	O	O	O	O
Headphones	X	O	O	O	O	O
I/O PCAs	X	O	O	O	O	O
Keyboard	X	O	O	O	O	O



**Toxic and Hazardous Substances and Elements**

<b>Part Name</b>	<b>Lead (Pb)</b>	<b>Mercury (Hg)</b>	<b>Cadmium (Cd)</b>	<b>Hexavalent Chromium (Cr(VI))</b>	<b>Polybrominated biphenyls (PBB)</b>	<b>Polybrominated diphenyl ethers (PBDE)</b>
Liquid crystal display (LCD) panel	X	X	O	O	O	O
Media (CD/DVD/floppy)	O	O	O	O	O	O
Memory	X	O	O	O	O	O
Motherboard, processor, heat sinks	X	O	O	O	O	O
Mouse	X	O	O	O	O	O
Optical disk drive	X	O	O	O	O	O
Optional docking device	X	O	O	O	O	O
Power adapter	X	O	O	O	O	O
Power supply	X	O	O	O	O	O
Remote control	X	O	O	O	O	O
Smart card/Java™ card reader	X	O	O	O	O	O
Speakers, external	X	O	O	O	O	O
TV tuner	X	O	O	O	O	O
USB flash memory drive	X	O	O	O	O	O
USB hub	X	O	O	O	O	O
Web camera	X	O	O	O	O	O
Wireless receiver	X	O	O	O	O	O
Wireless cards	X	O	O	O	O	O

O: Indicates that this toxic or hazardous substance contained in all of the homogeneous materials for this part is below the limit requirement in SJ/T11363-2006.

X: Indicates that this toxic or hazardous substance contained in at least one of the homogeneous materials used for this part is above the limit requirement in SJ/T11363-2006.

All parts named in this table with an X are in compliance with the European Union's RoHS Legislation "Directive 2002/95/EC of the European Parliament and of the Council of 27 January 2003 on the restriction of the use of certain hazardous substances in electrical and electronic equipment" and its amendments.

**NOTE:** The referenced Environmental Protection Use Period Marking was determined according to normal operating use conditions of the product such as temperature and humidity.

## 产品中有毒有害物质或元素的名称及含量

根据中国《电子信息产品污染控制管理办法》



Toxic and Hazardous Substances and Elements

部件名称	铅 (Pb)	汞 (Hg)	镉 (Cd)	六价铬 (Cr(VI))	多溴联苯 (PBB)	多溴二苯醚 (PBDE)
电池	X	○	○	○	○	○
电池	X	○	○	○	○	○
数码相机	X	○	○	○	○	○
相机 / 其他	X	○	○	○	○	○
闪存卡/器	X	○	○	○	○	○
键盘	X	○	○	○	○	○
硬盘	X	○	○	○	○	○
耳机	X	○	○	○	○	○
I/O PCBs	X	○	○	○	○	○
键盘	X	○	○	○	○	○
液晶显示屏	X	X	○	○	○	○
光盘 (CD/DVD/ 软盘)	○	○	○	○	○	○
内存条	X	○	○	○	○	○
主板, 处理器和散热器	X	○	○	○	○	○
鼠标	X	○	○	○	○	○
光驱	X	○	○	○	○	○
网络设备选项	X	○	○	○	○	○
电源适配器	X	○	○	○	○	○
电源	X	○	○	○	○	○
温控器	X	○	○	○	○	○
Smart 卡 / Java 卡/读卡器	X	○	○	○	○	○
内置扬声器	X	○	○	○	○	○
电视接收器	X	○	○	○	○	○
USB 闪存盘	X	○	○	○	○	○
USB 集线器	X	○	○	○	○	○
网络摄像头	X	○	○	○	○	○
无线接收器	X	○	○	○	○	○
无线网卡	X	○	○	○	○	○

○: 表示该有毒有害物质在该部件所有均质材料中的含量均在 SJ/T11363-2006 标准规定的限量要求以下。  
 X: 表示该有毒有害物质至少在该部件的某一均质材料中的含量超出 SJ/T11363-2006 标准规定的限量要求。  
 表中标有“X”的所有部件都符合欧盟 RoHS 法规“欧洲议会和欧盟理事会 2002 年 1 月 27 日关于电子电气设备中限制使用某些有害物质的 2002/95/EC 号指令”。  
 注: 环保使用期限的参考知识取决于产品正常工作的温度和湿度等条件。

## Japan material content declaration

A Japanese regulatory requirement, defined by specification JIS C 0950, 2008, mandates that manufacturers provide material content declarations for certain categories of electronic products offered for sale after July 1, 2006. To view the JIS C 0950 material declaration for this product, see the HP Web site at <http://www.hp.com/go/jisc0950>.

2008年、日本における製品含有表示方法、JISC0950が公示されました。製造事業者は、2006年7月1日以降に販売される電気・電子機器の特定化学物質の含有につきまして情報提供を義務付けられました。製品の部材表示につきましては、[www.hp.com/go/jisc0950](http://www.hp.com/go/jisc0950)を参照してください。

## Turkey EEE regulation

In Conformity with the EEE regulation

EEE Yönetmeliğine Uygundur

## Ukraine Restriction of Hazardous Substances

The equipment complies with requirements of the Technical Regulation, approved by the Resolution of Cabinet of Ministry of Ukraine as of December 3, 2008 № 1057, in terms of restrictions for the use of certain dangerous substances in electrical and electronic equipment.

### **Україна обмеження на наявність небезпечних речовин**

Обладнання відповідає вимогам Технічного регламенту щодо обмеження використання деяких небезпечних речовин в електричному та електронному обладнанні, затвердженого постановою Кабінету Міністрів України від 3 грудня 2008 № 1057.

## United States mercury disposal

This HP product contains the following materials that might require special handling at end-of-life:

- Mercury in the fluorescent lamp in the display LCD

Disposal of mercury can be regulated because of environmental considerations. For disposal or recycling information, please contact your local authorities or the Electronic Industries Alliance (EIA) <http://www.eiae.org>.



---

**NOTE:** Notebook computers configured with LED backlights do not contain mercury lamps.

---

## Perchlorate material—special handling may apply

See <http://www.dtsc.ca.gov/hazardouswaste/perchlorate>.

This product's real-time clock battery or coin cell battery may contain perchlorate and may require special handling when recycled or disposed of in California.

---

# Index

- A**
  - airline travel notice 10
- B**
  - battery notice 10, 17, 23
  - battery recycling 19
  - Brazil notice 4
- C**
  - cable grounding notice 18
  - Canada modem statement 15
  - Canada notices 4
  - Canadian French notices 4
  - China Material Content Declarations 20
- D**
  - DC plug of external HP power supply notice 16
  - Declaration of Conformity 3
  - disposal notices
    - battery 10, 23
    - equipment 19
    - mercury 23
- E**
  - electronic hardware and battery recycling 19
  - ENERGY STAR compliance 10
  - environmental notices 19
  - equipment disposal notice 19
  - ergonomics notice 6
  - European Union notices 4
- F**
  - Federal Communications Commission
    - cables 2
    - modifications 2
    - notice 2
- G**
  - GS Notice 6
- H**
  - hardware device, identifying 1
  - headset and earphone volume level notice 17
- J**
  - Japan material content declaration 22
  - Japan modem statement 15
  - Japan notice 7
  - Japan power cord notice 16
- K**
  - keyboard notice 18
- L**
  - laser safety notice 11
- M**
  - Macrovision Corporation notice 16
  - mercury disposal notice 23
  - Mexico wireless notice 8
  - modem notices 11
  - modem statements
    - Canada 15
    - Japan 15
    - New Zealand 15
    - U.S. 12
  - modifications, Federal Communications Commission 2
- N**
  - New Zealand modem statement 15
  - notices
    - airline travel 10
    - battery 10, 17, 23
    - Brazil 4
    - Canada 4
    - Canadian French 4
    - DC plug of external HP power supply 16
    - environmental 19
    - equipment disposal 19
    - ergonomics 6
    - European Union 4
    - Federal Communications Commission 2
    - headset and earphone volume level 17
    - Japan 7
    - Japan power cord 16
    - keyboard 18
    - laser safety 11
    - Macrovision Corporation 16
    - mercury disposal 23
    - Mexico 8
    - modem 11
    - perchlorate material 23
    - power cords 16, 18
    - Singapore 8
    - South Korea 8
    - Taiwan 9
    - Thailand WWAN wireless notice 8
    - travel 18
    - Ukraine restriction of hazardous substances 23
    - Vietnam compliance marking 9
- P**
  - power cord notice 16, 18
- R**
  - recycling, electronic hardware and battery 19
- S**
  - Singapore wireless notice 8
  - South Korea notice 8
- T**
  - Taiwan notice 9
  - Thailand WWAN wireless notice 8
  - travel notice 18
  - TV tuner, cable grounding notice 18

## U

U.S. modem statement 12

Ukraine restriction of hazardous  
substances notice 23

## V

Vietnam compliance marking  
notice 9

voice support 16

volume level notice, headset and  
earphone 17

## W

wireless LAN devices 3