


9. SETUP PHOTOS

RADIATED RF MEASUREMENT SETUP (WORST-CASE CONFIGURATION)



RADIATED RF MEASUREMENT SETUP FOR PORTABLE CONFIGURATION


X-AXIS FRONT PHOTO




X-AXIS BACK PHOTO




Y-AXIS FRONT PHOTO




Y-AXIS BACK PHOTO



Z-AXIS FRONT PHOTO



Z-AXIS BACK PHOTO




POWERLINE CONDUCTED EMISSIONS MEASUREMENT SETUP

LINE CONDUCTED FRONT PHOTO



LINE CONDUCTED BACK PHOTO



END OF REPORT