

Test Laboratory: Compliance Certification Services

System Performance Check - D5GHzV2

DUT: Dipole 5200-5800MHz; Type: D5GHzV2; Serial: 1003

Communication System: System Check Signal - CW; Frequency: 5200 MHz; Duty Cycle: 1:1

Medium parameters used: $f = 5200$ MHz; $\sigma = 5.42$ mho/m; $\epsilon_r = 45$; $\rho = 1000$ kg/m³

Phantom section: Flat Section

Room Ambient Temperature: 25.0 deg. C; Liquid Temperature: 24.0 deg. C

DASY4 Configuration:

- Area Scan setting - Find Secondary Maximum Within: 2.0 dB and with a peak SAR value greater than 0.0012W/kg
- Probe: EX3DV3 - SN3531; ConvF(4.21, 4.21, 4.21); Calibrated: 4/23/2008
- Sensor-Surface: 2.5mm (Mechanical Surface Detection)
- Electronics: DAE3 Sn427; Calibrated: 10/20/2008
- Phantom: Flat Phantom ELI4.0; Type: QDOVA001BA; Serial: SN:XXXX
- Measurement SW: DASY4, V4.7 Build 80; Postprocessing SW: SEMCAD, V1.8 Build 186

5.2 GHz d=10mm, Pin=250mW/Area Scan (8x8x1): Measurement grid: dx=10mm, dy=10mm

Maximum value of SAR (measured) = 26.3 mW/g

5.2 GHz d=10mm, Pin=250mW/Zoom Scan (8x8x10)/Cube 0: Measurement grid: dx=4mm, dy=4mm, dz=2.5mm

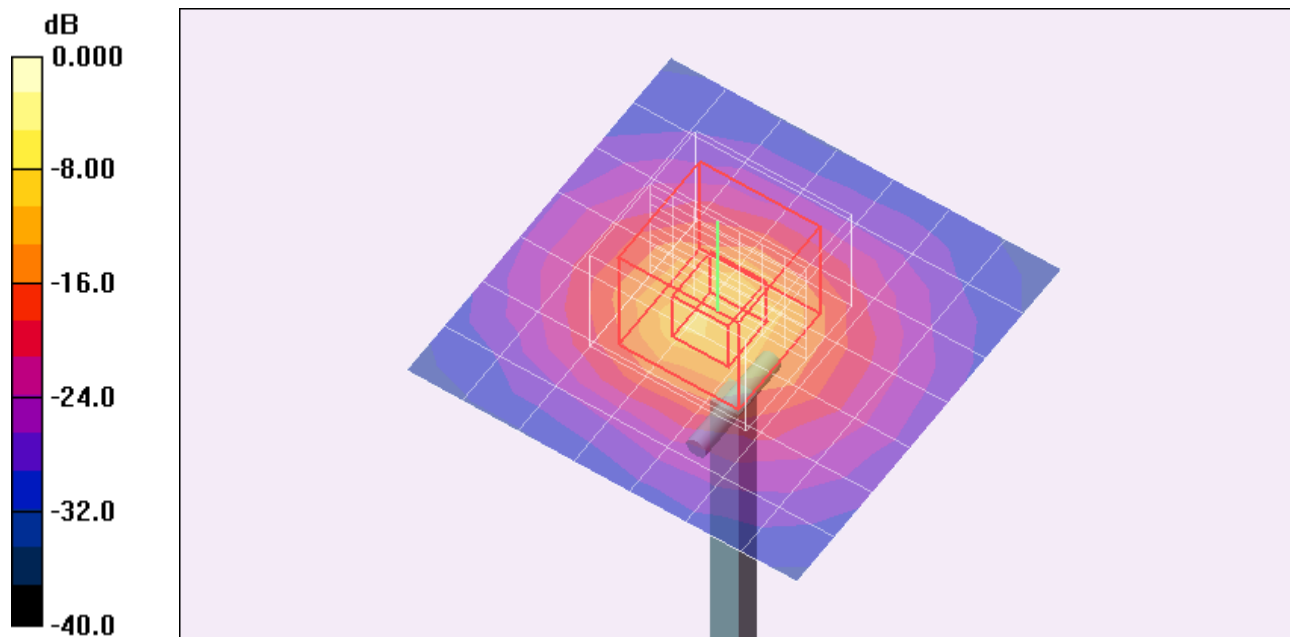
Reference Value = 83.0 V/m; Power Drift = 0.200 dB

Peak SAR (extrapolated) = 306.2 W/kg

SAR(1 g) = 80.6 mW/g; SAR(10 g) = 22.9 mW/g

Normalized to target power = 1 W and actual power = 0.25 W

Maximum value of SAR (measured) = 142.4 mW/g



0 dB = 142.4mW/g

Test Laboratory: Compliance Certification Services

System Performance Check - D5GHzV2

DUT: Dipole 5200-5800MHz; Type: D5GHzV2; Serial: 1003

Communication System: System Check Signal - CW; Frequency: 5200 MHz; Duty Cycle: 1:1

5.2 GHz d=10mm, Pin=250mW/Area Scan (8x8x1): Measurement grid: dx=10mm, dy=10mm

Maximum value of SAR (measured) = 26.3 mW/g

5.2 GHz d=10mm, Pin=250mW/Zoom Scan (8x8x10)/Cube 0: Measurement grid: dx=4mm, dy=4mm, dz=2.5mm

Reference Value = 83.0 V/m; Power Drift = 0.200 dB

Peak SAR (extrapolated) = 306.2 W/kg

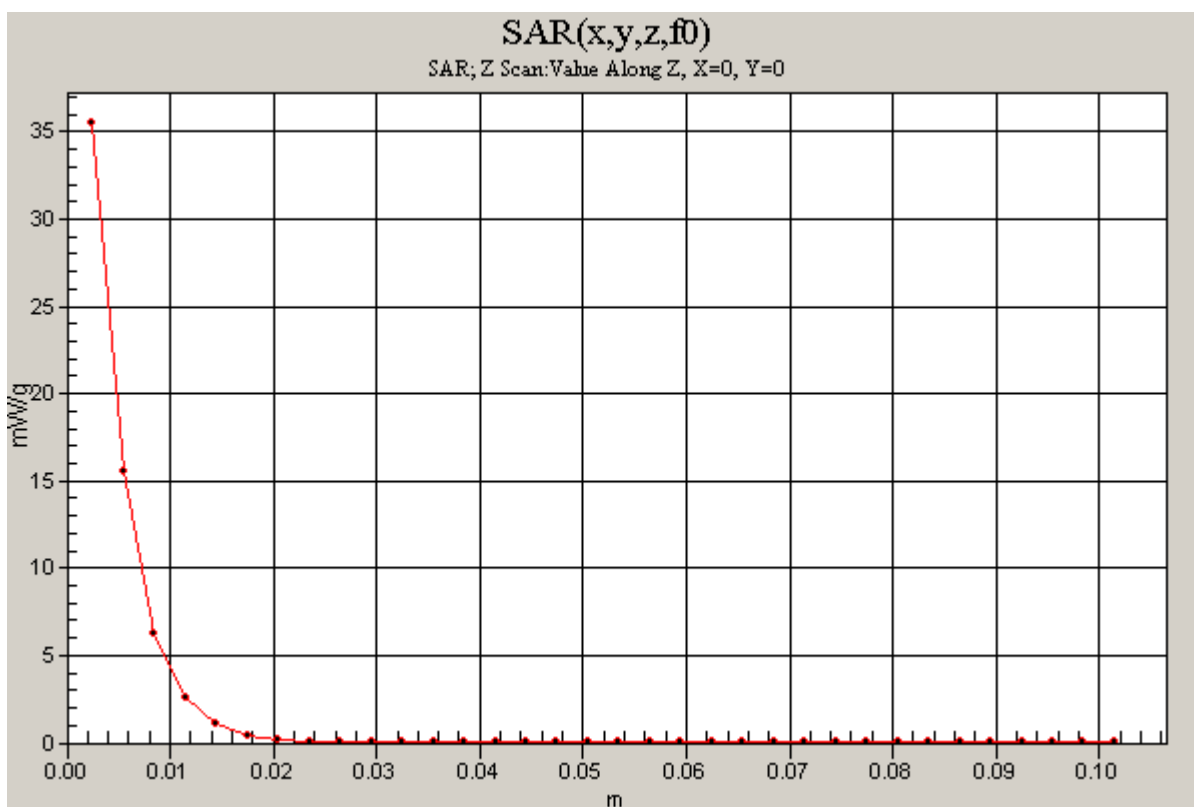
SAR(1 g) = 80.6 mW/g; SAR(10 g) = 22.9 mW/g

Normalized to target power = 1 W and actual power = 0.25 W

Maximum value of SAR (measured) = 142.4 mW/g

5.2 GHz d=10mm, Pin=250mW/Z Scan (1x1x34): Measurement grid: dx=20mm, dy=20mm, dz=3mm

Maximum value of SAR (measured) = 35.5 mW/g



Test Laboratory: Compliance Certification Services

System Performance Check - D5GHzV2

DUT: Dipole 5200-5800MHz; Type: D5GHzV2; Serial: 1003

Communication System: System Check Signal - CW; Frequency: 5500 MHz;Duty Cycle: 1:1

Medium parameters used: $f = 5500 \text{ MHz}$; $\sigma = 5.79 \text{ mho/m}$; $\epsilon_r = 44.9$; $\rho = 1000 \text{ kg/m}^3$

Phantom section: Flat Section

Room Ambient Temperature: 25.0 deg. C; Liquid Temperature: 24.0 deg. C

DASY4 Configuration:

- Area Scan setting - Find Secondary Maximum Within: 2.0 dB and with a peak SAR value greater than 0.0012W/kg
- Probe: EX3DV3 - SN3531; ConvF(3.99, 3.99, 3.99); Calibrated: 4/23/2008
- Sensor-Surface: 2.5mm (Mechanical Surface Detection)
- Electronics: DAE3 Sn427; Calibrated: 10/20/2008
- Phantom: Flat Phantom ELI4.0; Type: QDOVA001BA; Serial: SN:XXXX
- Measurement SW: DASY4, V4.7 Build 80; Postprocessing SW: SEMCAD, V1.8 Build 186

5.5 GHz d=10mm, Pin=250mW/Area Scan (8x8x1): Measurement grid: dx=10mm, dy=10mm

Maximum value of SAR (measured) = 24.6 mW/g

5.5 GHz d=10mm, Pin=250mW/Zoom Scan (8x8x10)/Cube 0: Measurement grid: dx=4mm, dy=4mm, dz=2.5mm

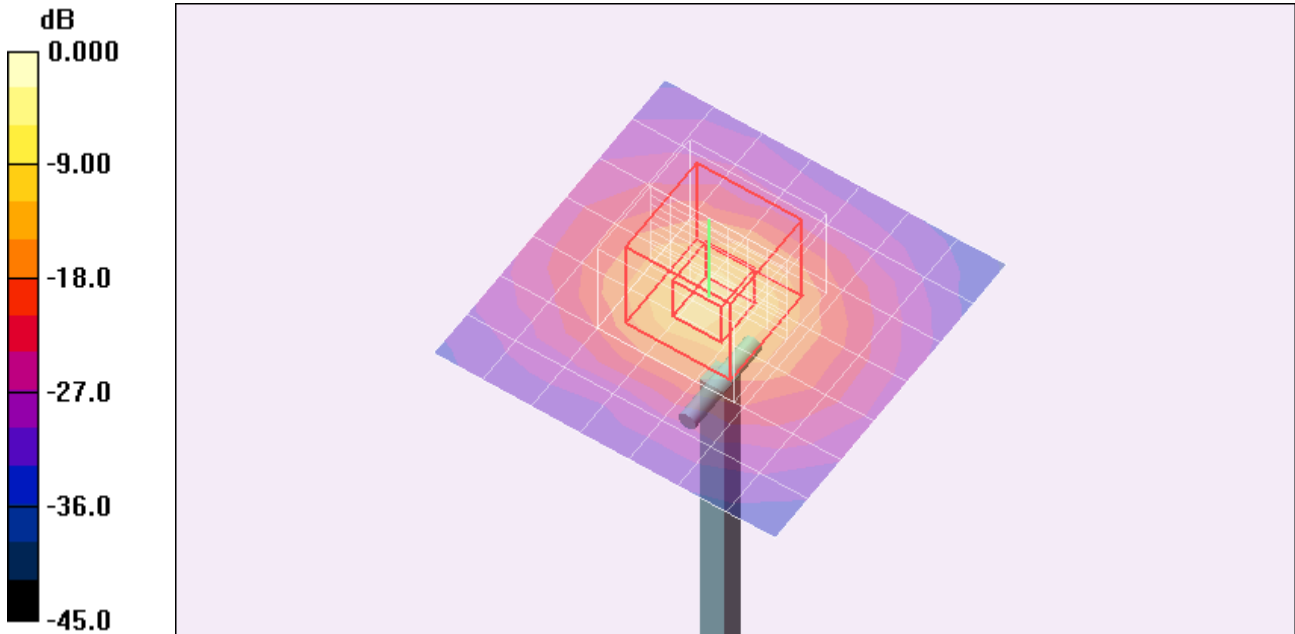
Reference Value = 81.2 V/m; Power Drift = 0.078 dB

Peak SAR (extrapolated) = 335.0 W/kg

SAR(1 g) = 78.9 mW/g; SAR(10 g) = 22.1 mW/g

Normalized to target power = 1 W and actual power = 0.25 W

Maximum value of SAR (measured) = 138.0 mW/g



0 dB = 138.0mW/g

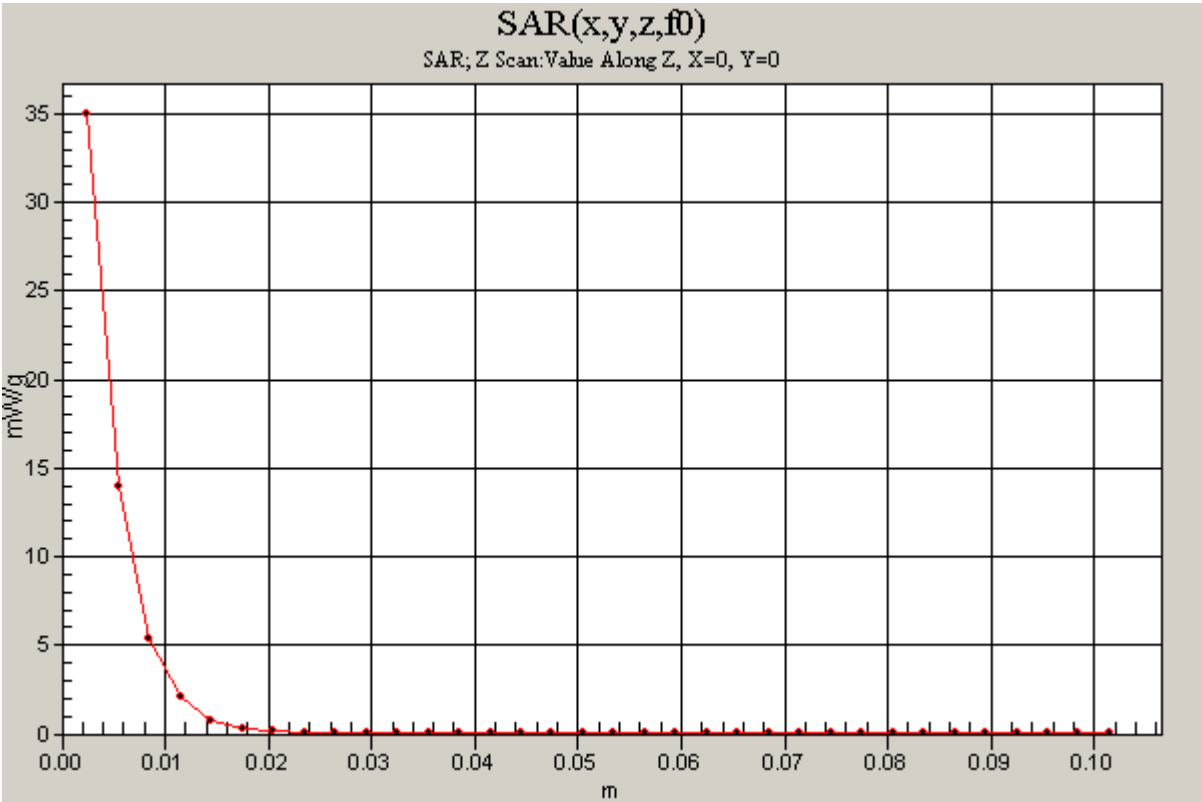
Test Laboratory: Compliance Certification Services

System Performance Check - D5GHzV2

DUT: Dipole 5200-5800MHz; Type: D5GHzV2; Serial: 1003

Communication System: System Check Signal - CW; Frequency: 5500 MHz;Duty Cycle: 1:1

5.5 GHz d=10mm, Pin=250mW/Z Scan (1x1x34): Measurement grid: dx=20mm, dy=20mm, dz=3mm
Maximum value of SAR (measured) = 35.0 mW/g



Test Laboratory: Compliance Certification Services

System Performance Check - D5GHzV2

DUT: Dipole 5200-5800MHz; Type: D5GHzV2; Serial: 1003

Communication System: System Check Signal - CW; Frequency: 5800 MHz; Duty Cycle: 1:1

Medium parameters used: $f = 5800$ MHz; $\sigma = 6.27$ mho/m; $\epsilon_r = 43.9$; $\rho = 1000$ kg/m³

Phantom section: Flat Section

Room Ambient Temperature: 25.0 deg. C; Liquid Temperature: 24.0 deg. C

DASY4 Configuration:

- Area Scan setting - Find Secondary Maximum Within: 2.0 dB and with a peak SAR value greater than 0.0012W/kg
- Probe: EX3DV3 - SN3531; ConvF(3.7, 3.7, 3.7); Calibrated: 4/23/2008
- Sensor-Surface: 2.5mm (Mechanical Surface Detection)
- Electronics: DAE3 Sn427; Calibrated: 10/20/2008
- Phantom: Flat Phantom ELI4.0; Type: QDOVA001BA; Serial: SN:XXXX
- Measurement SW: DASY4, V4.7 Build 80; Postprocessing SW: SEMCAD, V1.8 Build 186

5.8 GHz d=10mm, Pin=250mW/Area Scan (8x8x1): Measurement grid: dx=10mm, dy=10mm

Maximum value of SAR (measured) = 21.7 mW/g

5.8 GHz d=10mm, Pin=250mW/Zoom Scan (8x8x10)/Cube 0: Measurement grid: dx=4mm, dy=4mm, dz=2.5mm

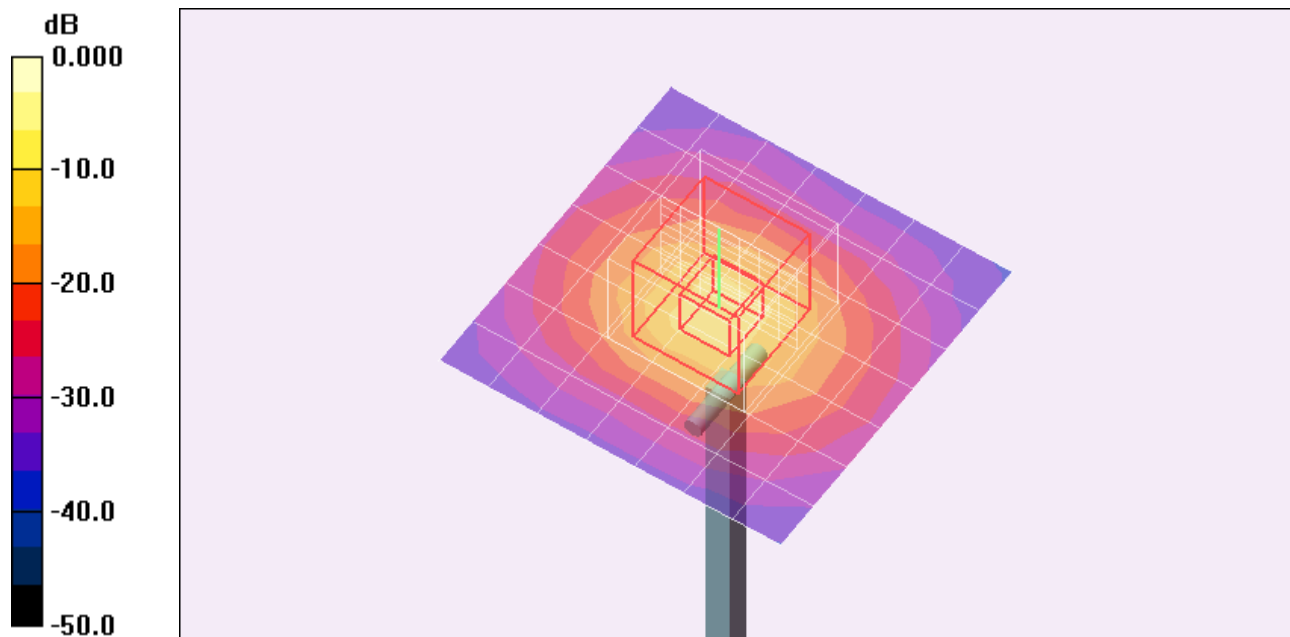
Reference Value = 76.6 V/m; Power Drift = 0.062 dB

Peak SAR (extrapolated) = 345.3 W/kg

SAR(1 g) = 75.7 mW/g; SAR(10 g) = 21.2 mW/g

Normalized to target power = 1 W and actual power = 0.25 W

Maximum value of SAR (measured) = 133.1 mW/g



0 dB = 133.1mW/g

Test Laboratory: Compliance Certification Services

System Performance Check - D5GHzV2

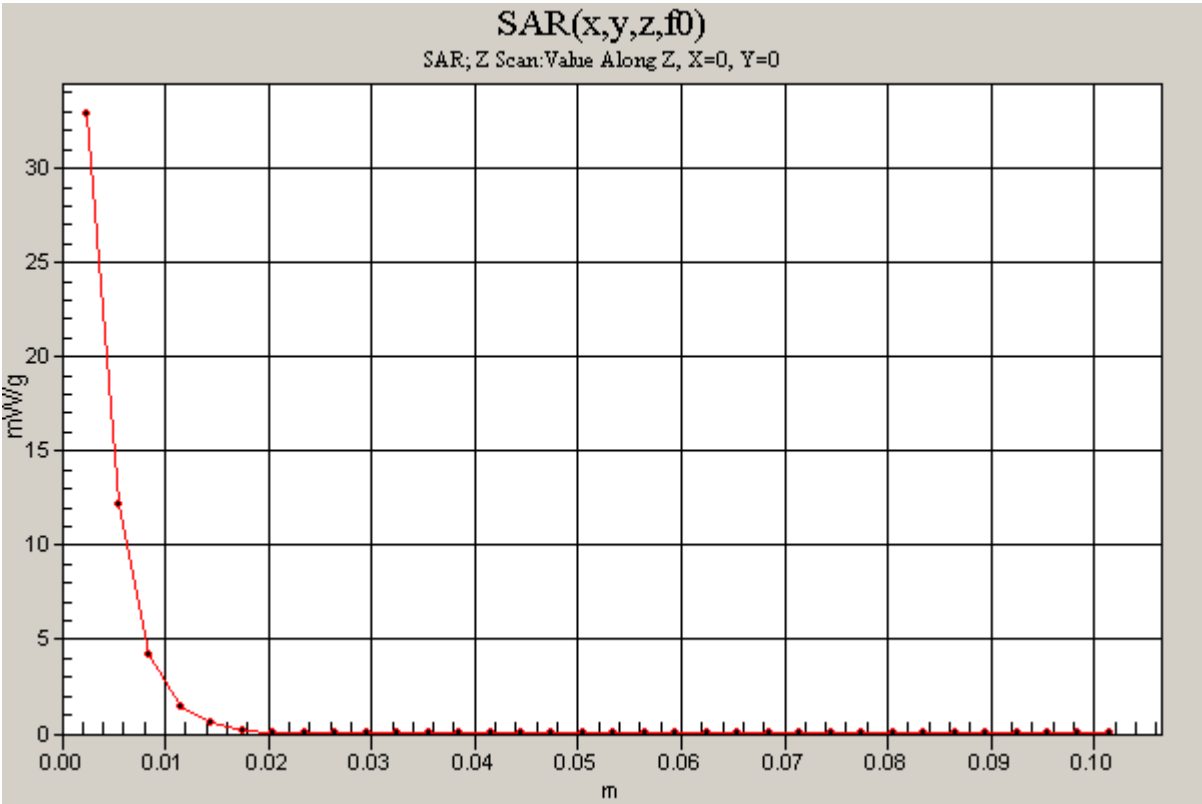
DUT: Dipole 5200-5800MHz; Type: D5GHzV2; Serial: 1003

Communication System: System Check Signal - CW; Frequency: 5800 MHz;Duty Cycle: 1:1

5.8 GHz d=10mm, Pin=250mW/Area Scan (8x8x1): Measurement grid: dx=10mm, dy=10mm
Maximum value of SAR (measured) = 21.7 mW/g

5.8 GHz d=10mm, Pin=250mW/Zoom Scan (8x8x10)/Cube 0: Measurement grid: dx=4mm, dy=4mm, dz=2.5mm
Reference Value = 76.6 V/m; Power Drift = 0.062 dB
Peak SAR (extrapolated) = 345.3 W/kg
SAR(1 g) = 75.7 mW/g; SAR(10 g) = 21.2 mW/g
Normalized to target power = 1 W and actual power = 0.25 W
Maximum value of SAR (measured) = 133.1 mW/g

5.8 GHz d=10mm, Pin=250mW/Z Scan (1x1x34): Measurement grid: dx=20mm, dy=20mm, dz=3mm
Maximum value of SAR (measured) = 32.9 mW/g



Test Laboratory: Compliance Certification Services

System Performance Check - D2450V2

DUT: Dipole ; Type: D2450V2; Serial: 748

Communication System: System Check Signal - CW; Frequency: 2450 MHz; Duty Cycle: 1:1

Medium parameters used: $f = 2450$ MHz; $\sigma = 1.99$ mho/m; $\epsilon_r = 51.7$; $\rho = 1000$ kg/m³

Phantom section: Flat Section

Room Ambient Temperature: 24.0 deg. C; Liquid Temperature: 23.0 deg. C

DASY4 Configuration:

- Area Scan setting - Find Secondary Maximum Within: 2.0 dB and with a peak SAR value greater than 0.0012W/kg
- Probe: EX3DV3 - SN3531; ConvF(7.91, 7.91, 7.91); Calibrated: 4/23/2008
- Sensor-Surface: 3mm (Mechanical Surface Detection)
- Electronics: DAE3 Sn427; Calibrated: 10/20/2008
- Phantom: Flat Phantom ELI4.0; Type: QDOVA001BA; Serial: SN:XXXX
- Measurement SW: DASY4, V4.7 Build 80; Postprocessing SW: SEMCAD, V1.8 Build 186

d=10mm, Pin=250mW/Area Scan (7x7x1): Measurement grid: dx=15mm, dy=15mm

Maximum value of SAR (measured) = 16.5 mW/g

d=10mm, Pin=250mW/Zoom Scan (7x7x7)/Cube 0: Measurement grid: dx=5mm, dy=5mm, dz=5mm

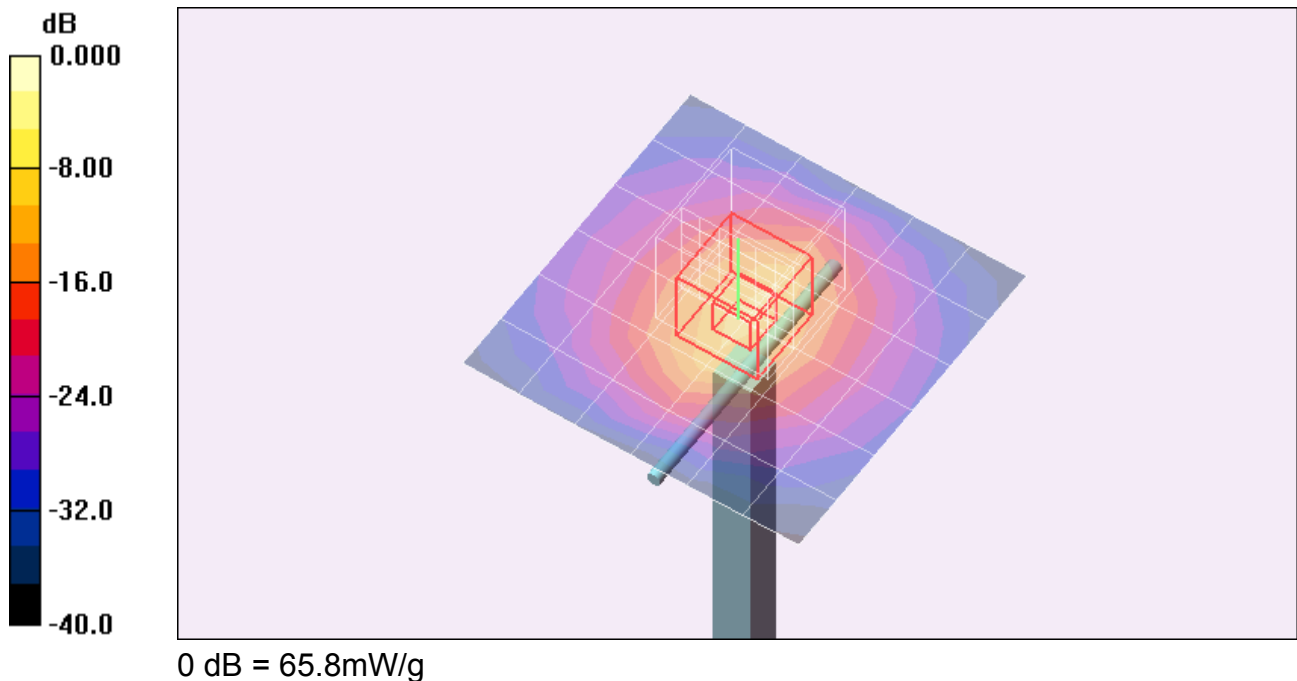
Reference Value = 92.1 V/m; Power Drift = -0.040 dB

Peak SAR (extrapolated) = 101.2 W/kg

SAR(1 g) = 50.6 mW/g; SAR(10 g) = 23.6 mW/g

Normalized to target power = 1 W and actual power = 0.25 W

Maximum value of SAR (measured) = 65.8 mW/g



Test Laboratory: Compliance Certification Services

System Performance Check - D2450V2

DUT: Dipole ; Type: D2450V2; Serial: 748

Communication System: System Check Signal - CW; Frequency: 2450 MHz;Duty Cycle: 1:1

d=10mm, Pin=250mW/Z Scan (1x1x34): Measurement grid: dx=20mm, dy=20mm, dz=3mm
Maximum value of SAR (measured) = 16.1 mW/g

