

Appendix B: Photos

Setup Photos



Photo 1. Main antenna, Lap position




Photo 2. Main antenna, Top position



Photo 3. Main antenna, Side position



Photo 4. Aux antenna, Lap position




Photo 5. Aux antenna, Top position



Photo 6. Aux antenna, Side position




Photo 7. Photo to demonstrate 15 cm Z-axis flat phantom