

Test Laboratory: Compliance Certification Services

System Performance Check @ 2450 MHz

DUT: Dipole 2450 MHz; Type: D2450V2; Serial: D2450V2 - SN:706

Communication System: CW - 2450 MHz; Frequency: 2450 MHz; Duty Cycle: 1:1
 Medium parameters used: $f = 2450$ MHz; $\sigma = 2.03$ mho/m; $\epsilon_r = 50.7$; $\rho = 1000$ kg/m³
 Phantom section: Flat Section

Room Ambient Temperature: 24.0 deg. C; Liquid Temperature: 23.0 deg. C

DASY4 Configuration:

- Area Scan setting - Find Secondary Maximum Within: 2.0 dB and with peak SAR value greater than 0.0012W/kg
- Probe: EX3DV4 - SN3554; ConvF(6.14, 6.14, 6.14); Calibrated: 4/24/2007
- Sensor-Surface: 4mm (Mechanical Surface Detection)
- Electronics: DAE3 Sn500; Calibrated: 11/16/2007
- Phantom: SAM 2; Type: SAM 2; Serial: 1050
- Measurement SW: DASY4, V4.7 Build 55; Postprocessing SW: SEMCAD, V1.8 Build 176

d=10mm, Pin=250mW/Area Scan (7x7x1): Measurement grid: dx=15mm, dy=15mm

Maximum value of SAR (measured) = 14.9 mW/g

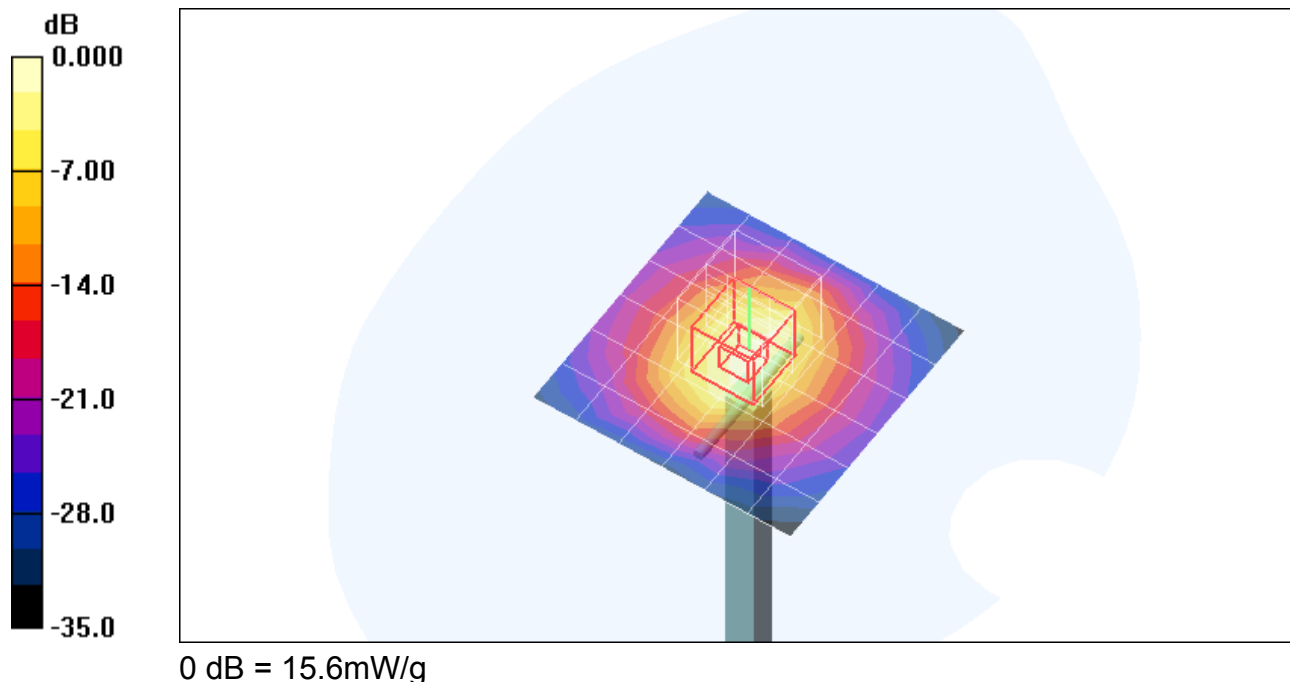
d=10mm, Pin=250mW/Zoom Scan (5x5x7)/Cube 0: Measurement grid: dx=7.5mm, dy=7.5mm, dz=5mm

Reference Value = 85.8 V/m; Power Drift = 0.025 dB

Peak SAR (extrapolated) = 29.6 W/kg

SAR(1 g) = 13.9 mW/g; SAR(10 g) = 6.27 mW/g

Maximum value of SAR (measured) = 15.6 mW/g



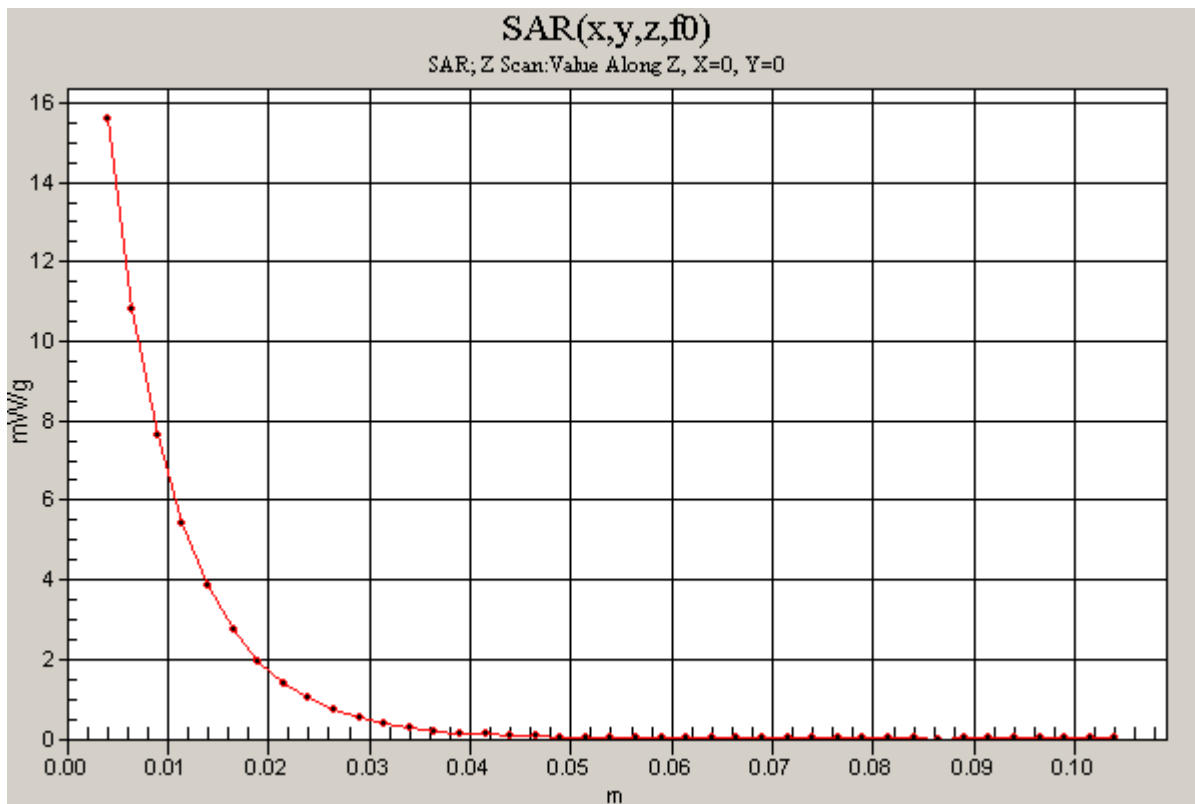
Test Laboratory: Compliance Certification Services

System Performance Check @ 2450 MHz

DUT: Dipole 2450 MHz; Type: D2450V2; Serial: D2450V2 - SN:706

Communication System: CW - 2450 MHz; Frequency: 2450 MHz; Duty Cycle: 1:1

d=10mm, Pin=250mW/Z Scan (1x1x41): Measurement grid: dx=20mm, dy=20mm, dz=2.5mm
Maximum value of SAR (measured) = 15.6 mW/g



Test Laboratory: Compliance Certification Services

System Performance Check @ 2450 MHz

DUT: Dipole 2450 MHz; Type: D2450V2; Serial: D2450V2 - SN:706

Communication System: CW - 2450 MHz; Frequency: 2450 MHz; Duty Cycle: 1:1
 Medium parameters used: $f = 2450$ MHz; $\sigma = 2.03$ mho/m; $\epsilon_r = 50.9$; $\rho = 1000$ kg/m³
 Phantom section: Flat Section

Room Ambient Temperature: 23.0 deg. C; Liquid Temperature: 22.0 deg. C

DASY4 Configuration:

- Area Scan setting - Find Secondary Maximum Within: 2.0 dB and with peak SAR value greater than 0.0012W/kg
- Probe: EX3DV4 - SN3554; ConvF(6.14, 6.14, 6.14); Calibrated: 4/24/2007
- Sensor-Surface: 4mm (Mechanical Surface Detection)
- Electronics: DAE3 Sn500; Calibrated: 11/16/2007
- Phantom: SAM 2; Type: SAM 2; Serial: 1050
- Measurement SW: DASY4, V4.7 Build 55; Postprocessing SW: SEMCAD, V1.8 Build 176

d=10mm, Pin=250mW/Area Scan (7x7x1): Measurement grid: dx=15mm, dy=15mm

Maximum value of SAR (measured) = 14.8 mW/g

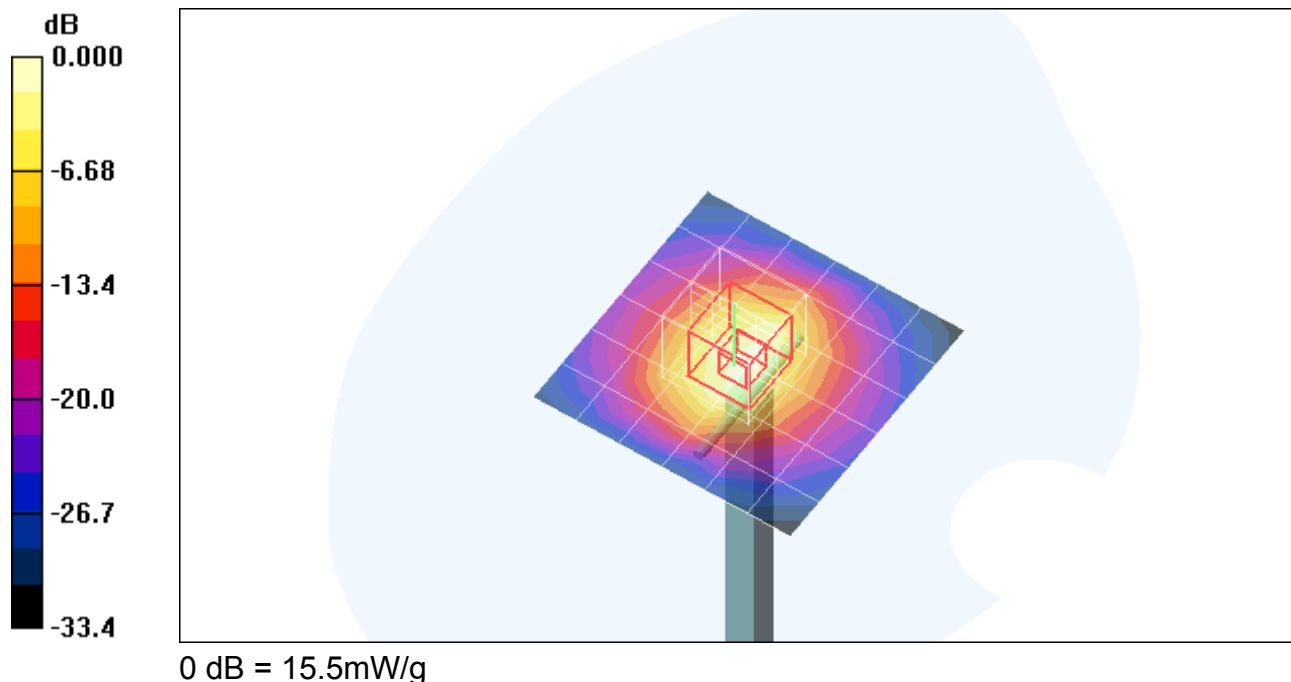
d=10mm, Pin=250mW/Zoom Scan (5x5x7)/Cube 0: Measurement grid: dx=7.5mm, dy=7.5mm, dz=5mm

Reference Value = 85.8 V/m; Power Drift = 0.086 dB

Peak SAR (extrapolated) = 29.1 W/kg

SAR(1 g) = 13.7 mW/g; SAR(10 g) = 6.21 mW/g

Maximum value of SAR (measured) = 15.5 mW/g



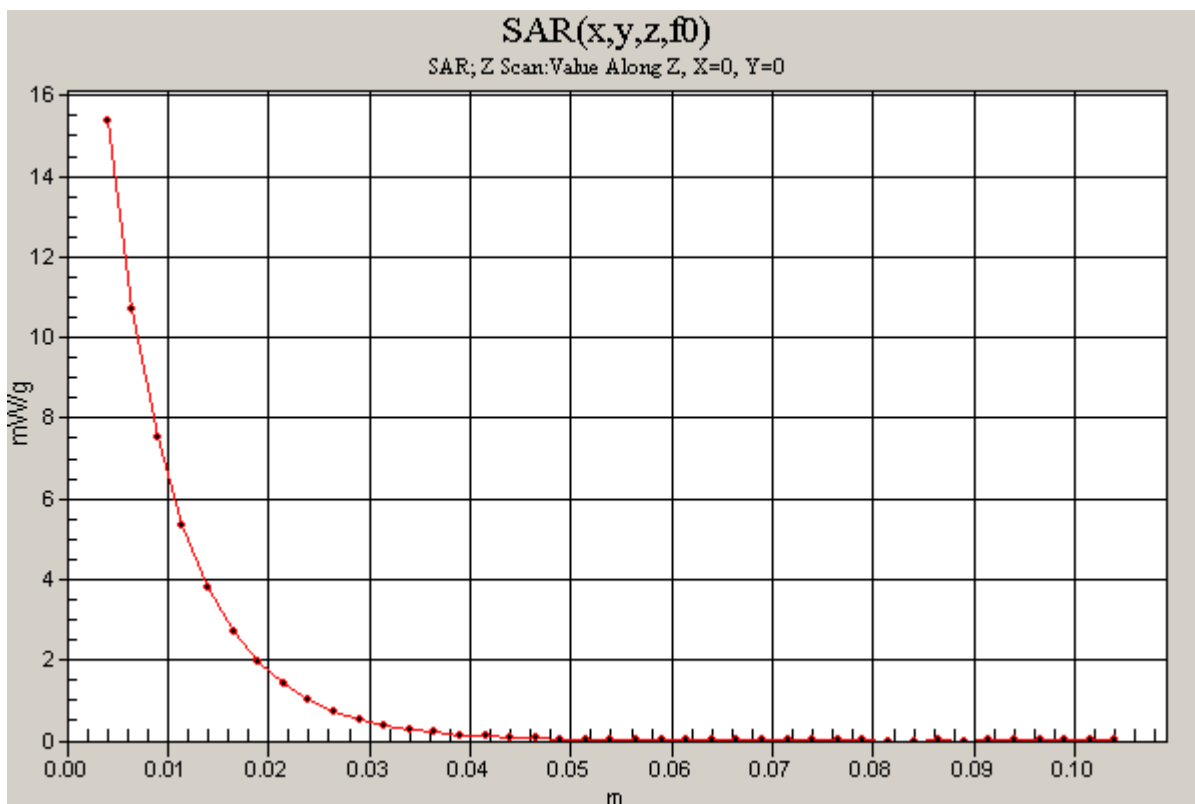
Test Laboratory: Compliance Certification Services

System Performance Check @ 2450 MHz

DUT: Dipole 2450 MHz; Type: D2450V2; Serial: D2450V2 - SN:706

Communication System: CW - 2450 MHz; Frequency: 2450 MHz; Duty Cycle: 1:1

d=10mm, Pin=250mW/Z Scan (1x1x41): Measurement grid: dx=20mm, dy=20mm, dz=2.5mm
Maximum value of SAR (measured) = 15.4 mW/g



Test Laboratory: Compliance Certification Services

SystemPerformanceCheck-D5GHz-uniform

DUT: Dipole 5200-5800MHz; Type: D5GHzV2;Serial: 1003

Communication System: 5200 - 5800MHz;Frequency: 5200 MHz;Duty Cycle: 1:1
Medium parameters used: $f = 5200$ MHz; $\sigma = 5.5$ mho/m; $\epsilon_r = 46.8$; $\rho = 1000$ kg/m³
Phantom section: Flat Section

Room AmbientTemperature: 25.0deg. C; Liquid Temperature: 24.0 deg. C

DASY4 Configuration:

- Area Scan setting - Find Secondary Maximum Within: 2.0 dB and with peak SAR value greater than 0.0012W/kg
- Probe: EX3DV4 - SN3554; ConvF(3.77, 3.77, 3.77); Calibrated: 4/24/2007
- Sensor-Surface: 2mm (Mechanical Surface Detection)
- Electronics: DAE3 Sn500; Calibrated: 11/16/2007
- Phantom: Flat Phantom ELI4.0; Type: QDOVA001BA; Serial: SN:1003
- Measurement SW: DASY4, V4.7 Build 55; Postprocessing SW: SEMCAD, V1.8 Build 176

d=10mm, Pin=250mW, f=5200 MHz/Area Scan (10x10x1): Measurement grid: dx=10mm, dy=10mm
Maximum value of SAR (measured) = 31.9 mW/g

d=10mm, Pin=250mW, f=5200 MHz/Zoom Scan (4.3x4.3x3mm), dist=2mm (8x8x8)/Cube

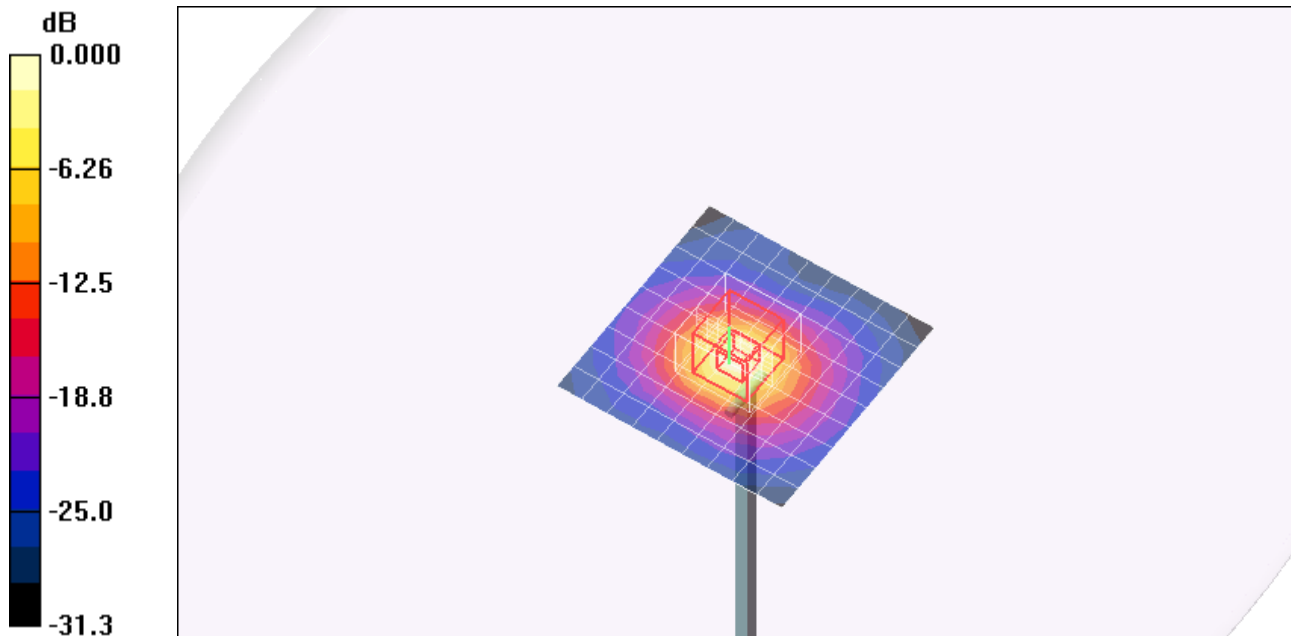
0: Measurement grid: dx=4.3mm, dy=4.3mm, dz=3mm

Reference Value = 85.3 V/m; Power Drift = -0.027 dB

Peak SAR (extrapolated) = 68.9 W/kg

SAR(1 g) = 18.2 mW/g; SAR(10 g) = 5.37 mW/g

Maximum value of SAR (measured) = 35.6 mW/g



0 dB = 35.6mW/g

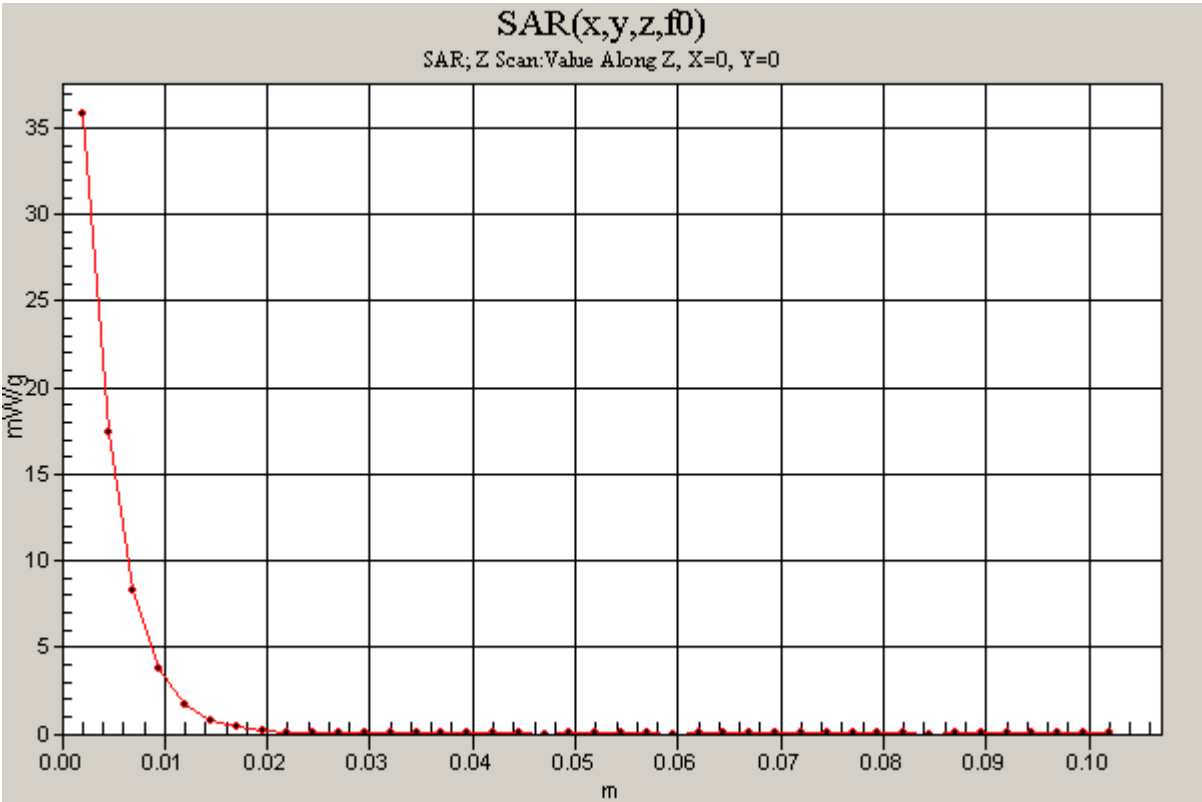
Test Laboratory: Compliance Certification Services

SystemPerformanceCheck-D5GHz-uniform

DUT: Dipole 5200-5800MHz; Type: D5GHzV2; Serial: 1003

Communication System: 5200 - 5800MHz; Frequency: 5200 MHz;Duty Cycle: 1:1

d=10mm, Pin=250mW, f=5200 MHz/Z Scan (1x1x41): Measurement grid: dx=20mm, dy=20mm, dz=2.5mm
Maximum value of SAR (measured) = 35.8 mW/g



Test Laboratory: Compliance Certification Services

SystemPerformanceCheck-D5GHz-uniform

DUT: Dipole 5200-5800MHz; Type: D5GHzV2;Serial: 1003

Communication System: 5200 - 5800MHz;Frequency: 5500 MHz;Duty Cycle: 1:1
Medium parameters used: $f = 5500$ MHz; $\sigma = 5.91$ mho/m; $\epsilon_r = 46.2$; $\rho = 1000$ kg/m³
Phantom section: Flat Section

Room AmbientTemperature: 25.0deg. C; Liquid Temperature: 24.0 deg. C

DASY4 Configuration:

- Area Scan setting - Find Secondary Maximum Within: 2.0 dB and with peak SAR value greater than 0.0012W/kg
- Probe: EX3DV4 - SN3554; ConvF(3.61, 3.61, 3.61); Calibrated: 4/24/2007
- Sensor-Surface: 2mm (Mechanical Surface Detection)
- Electronics: DAE3 Sn500; Calibrated: 11/16/2007
- Phantom: Flat Phantom ELI4.0; Type: QDOVA001BA; Serial: SN:1003
- Measurement SW: DASY4, V4.7 Build 55; Postprocessing SW: SEMCAD, V1.8 Build 176

d=10mm, Pin=250mW, f=5500 MHz/Area Scan (10x10x1): Measurement grid: dx=10mm, dy=10mm
Maximum value of SAR (measured) = 32.9 mW/g

d=10mm, Pin=250mW, f=5500 MHz/Zoom Scan (4.3x4.3x3mm), dist=2mm (8x8x8)/Cube

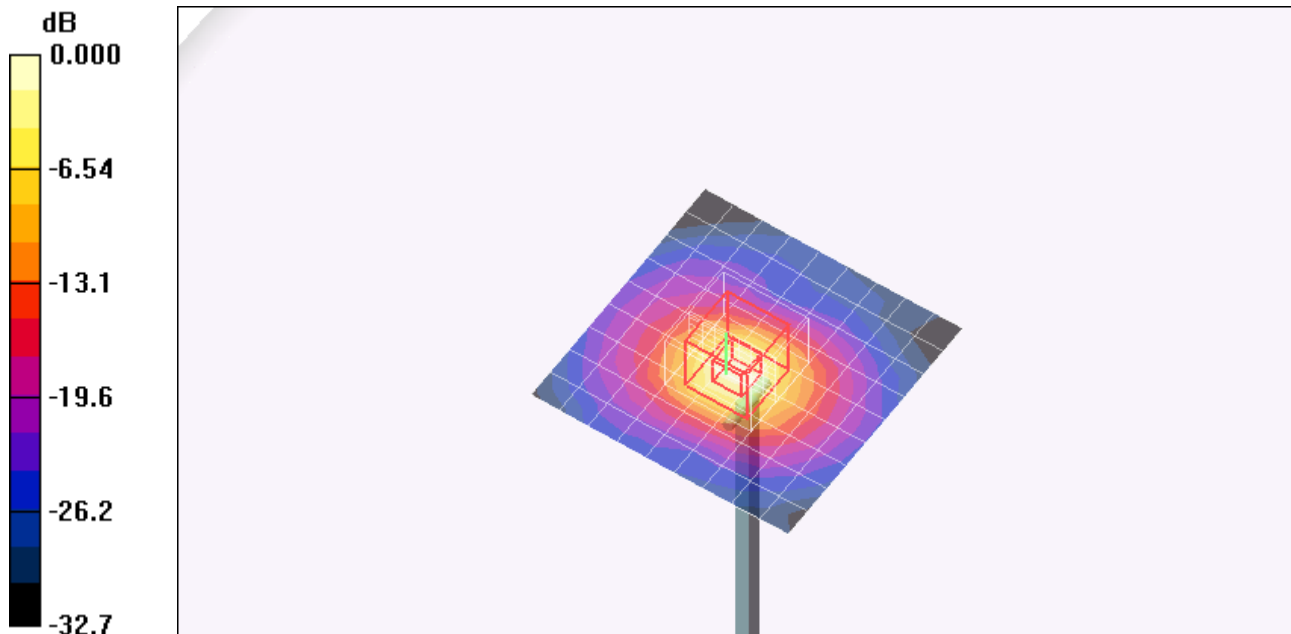
0: Measurement grid: dx=4.3mm, dy=4.3mm, dz=3mm

Reference Value = 81.3 V/m; Power Drift = -0.020 dB

Peak SAR (extrapolated) = 80.4 W/kg

SAR(1 g) = 19.8 mW/g; SAR(10 g) = 5.75 mW/g

Maximum value of SAR (measured) = 38.3 mW/g



0 dB = 38.3mW/g

Test Laboratory: Compliance Certification Services

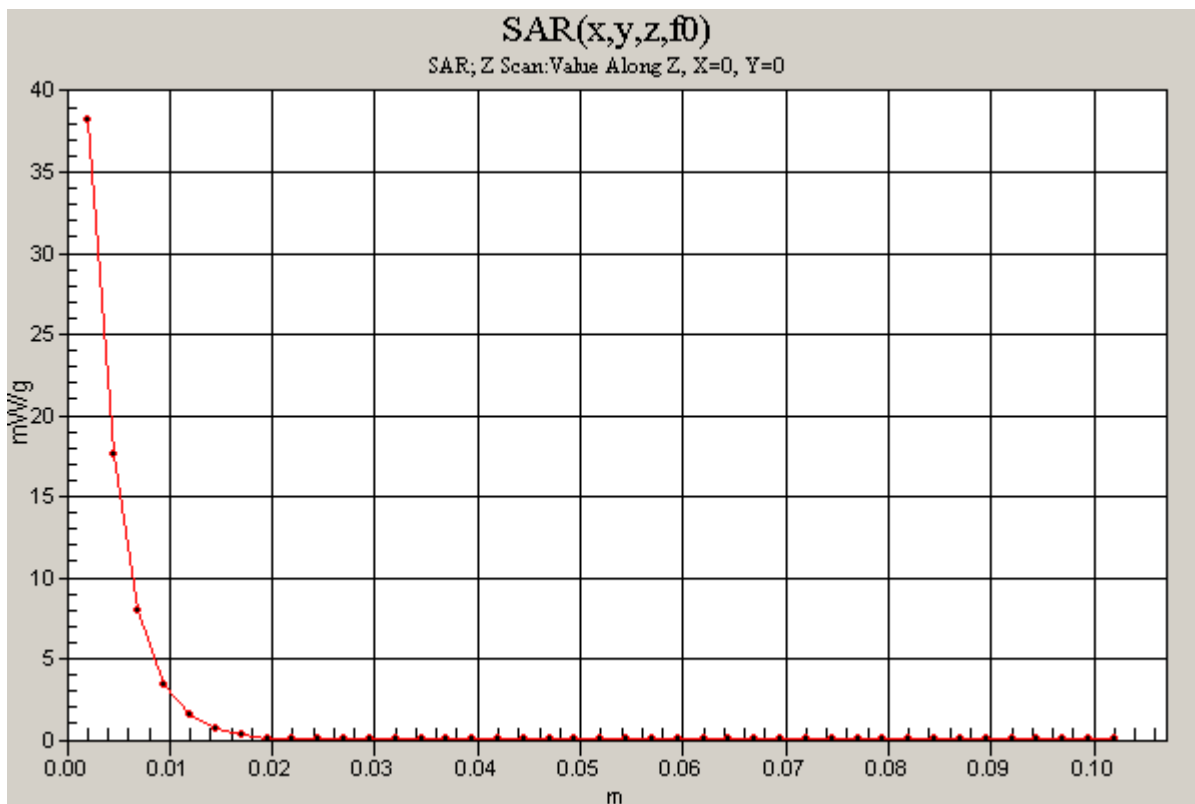
SystemPerformanceCheck-D5GHz-uniform

DUT: Dipole 5200-5800MHz; Type: D5GHzV2; Serial: 1003

Communication System: 5200 - 5800MHz; Frequency: 5500 MHz;Duty Cycle: 1:1

d=10mm, Pin=250mW, f=5500 MHz/Z Scan (1x1x41): Measurement grid: dx=20mm, dy=20mm, dz=2.5mm

Maximum value of SAR (measured) = 38.2 mW/g



Test Laboratory: Compliance Certification Services

SystemPerformanceCheck-D5GHz-uniform

DUT: Dipole 5200-5800MHz; Type: D5GHzV2;Serial: 1003

Communication System: 5200 - 5800MHz;Frequency: 5800 MHz;Duty Cycle: 1:1
Medium parameters used: $f = 5800$ MHz; $\sigma = 6.28$ mho/m; $\epsilon_r = 45.9$; $\rho = 1000$ kg/m³

Phantom section: Flat Section

Room AmbientTemperature: 25.0deg. C; Liquid Temperature: 24.0 deg. C

DASY4 Configuration:

- Area Scan setting - Find Secondary Maximum Within: 2.0 dB and with peak SAR value greater than 0.0012W/kg
- Probe: EX3DV4 - SN3554; ConvF(3.83, 3.83, 3.83); Calibrated: 4/24/2007
- Sensor-Surface: 2mm (Mechanical Surface Detection)
- Electronics: DAE3 Sn500; Calibrated: 11/16/2007
- Phantom: Flat Phantom ELI4.0; Type: QDOVA001BA; Serial: SN:1003
- Measurement SW: DASY4, V4.7 Build 55; Postprocessing SW: SEMCAD, V1.8 Build 176

d=10mm, Pin=250mW, f=5800 MHz/Area Scan (10x10x1): Measurement grid: dx=10mm, dy=10mm
Maximum value of SAR (measured) = 36.2 mW/g

d=10mm, Pin=250mW, f=5800 MHz/Zoom Scan (4.3x4.3x3mm), dist=2mm (8x8x8)/Cube

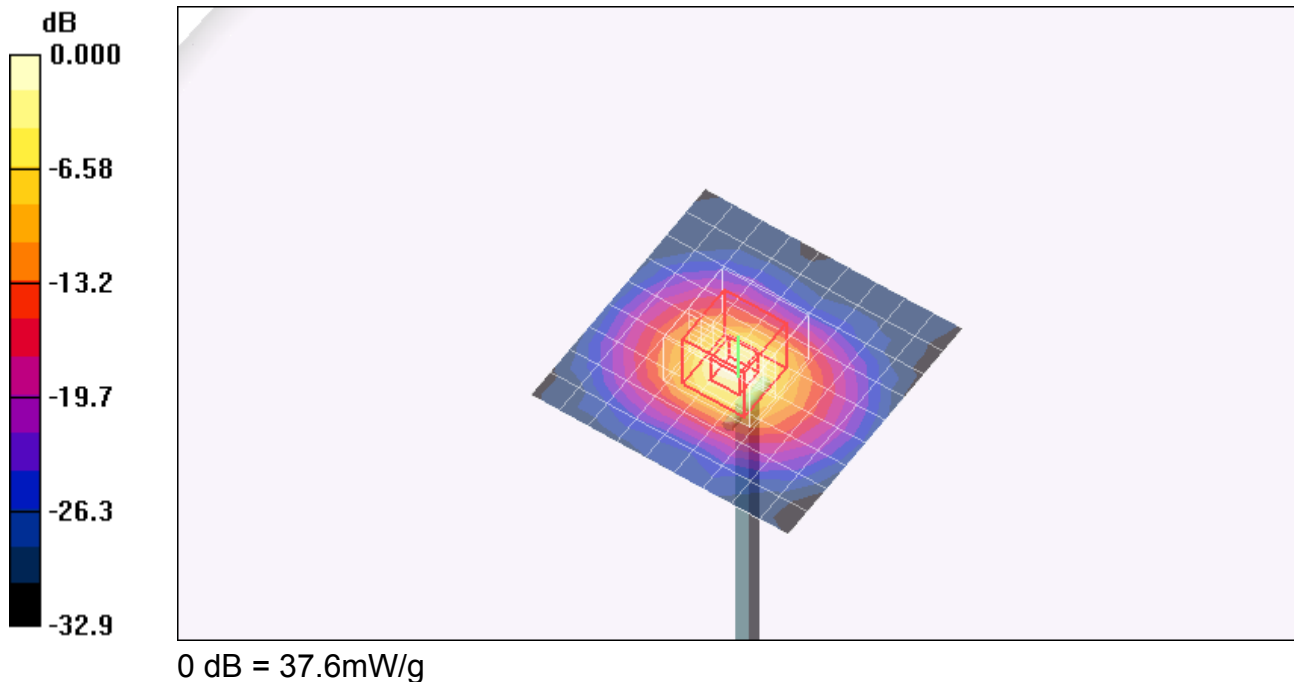
0: Measurement grid: dx=4.3mm, dy=4.3mm, dz=3mm

Reference Value = 82.5 V/m; Power Drift = -0.077 dB

Peak SAR (extrapolated) = 83.6 W/kg

SAR(1 g) = 18.8 mW/g; SAR(10 g) = 5.35 mW/g

Maximum value of SAR (measured) = 37.6 mW/g



Test Laboratory: Compliance Certification Services

SystemPerformanceCheck-D5GHz-uniform

DUT: Dipole 5200-5800MHz; Type: D5GHzV2; Serial: 1003

Communication System: 5200 - 5800MHz; Frequency: 5800 MHz;Duty Cycle: 1:1

d=10mm, Pin=250mW, f=5800 MHz/Z Scan (1x1x41): Measurement grid: dx=20mm, dy=20mm, dz=2.5mm

Maximum value of SAR (measured) = 36.9 mW/g

