


8. SETUP PHOTOS

RADIATED RF MEASUREMENT SETUP FOR RADIATED EMISSION BELOW 1 GHz





RADIATED RF MEASUREMENT SETUP FOR MOBILE CONFIGURATION (ABOVE 1 GHz)

WORST CASE CONFIGURATION FOR 2.4 GHz BAND




RADIATED BACK PHOTO



RADIATED RF MEASUREMENT SETUP FOR PORTABLE CONFIGURATION (ABOVE 1 GHz)


WORST CASE CONFIGURATION FOR 5 GHz BAND



X-AXIS BACK PHOTO



Y-AXIS FRONT PHOTO




Y-AXIS BACK PHOTO




Z-AXIS FRONT PHOTO



Z-AXIS BACK PHOTO



POWERLINE CONDUCTED EMISSIONS MEASUREMENT SETUP





END OF REPORT