



## 8. SETUP PHOTOS

### ANTENNA PORT CONDUCTED RF MEASUREMENT SETUP



**RADIATED RF MEASUREMENT SETUP**






**CO-LOCATION RF MEASUREMENT SETUP**






**RADIATED EMISSIONS SETUP**






**POWERLINE CONDUCTED EMISSIONS MEASUREMENT SETUP**







**END OF REPORT**