

Regulatory Antenna Information for HP “Lopez” System

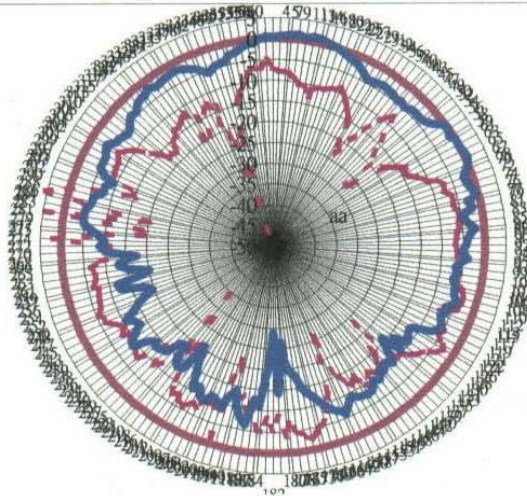
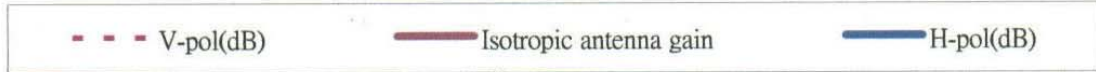
Lopez Antenna Information

I. Antenna Assembly Specifications

Antenna assembly overview: Peak Gain including cable loss.

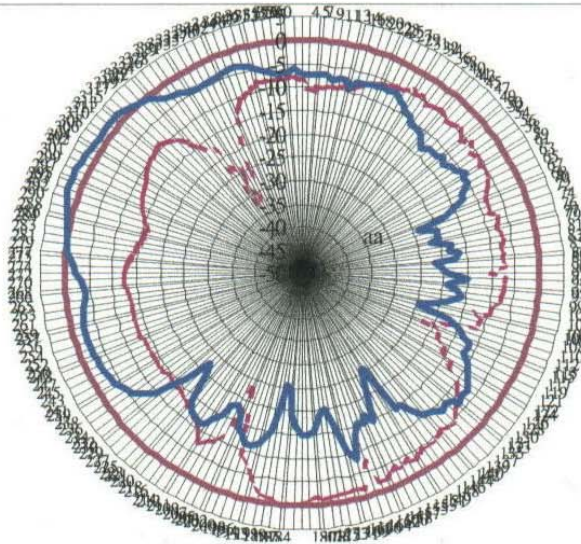
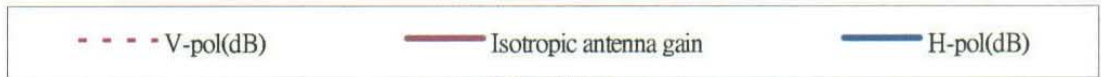
Designator	Manufacturer	Antenna type	Cable Assembly Info.	Peak Gain W/ Cable loss (dBi)
(P/N:48.CAB02.00A) Main antenna	Wistron NeWeb	PCB IFA	50 ohm Coaxial. length: 23cm diameter: 1.13mm Color: black Connector: U.FL	2400-2500MHz 2.75 dBi (peak)
				5150-5350MHz 5.33 dBi (peak)
				5470-5725MHz 4.01dBi (peak)
				5725-5850MHz 1.48dBi (peak)
(P/N: XXXXXXX) Auxiliary antenna	Wistron NeWeb	PIFA	50 ohm Coaxial. length: 39cm diameter: 1.13mm Color: white Connector: U.FL	2400-2500MHz 3.15 dBi (peak)
				5150-5350MHz 2.47 dBi (peak)
				5470-5725MHz 3.23 dBi (peak)
				5725-5850MHz 5.34 dBi (peak)

Aux
~~Main~~ antenna -@5.6475GHz

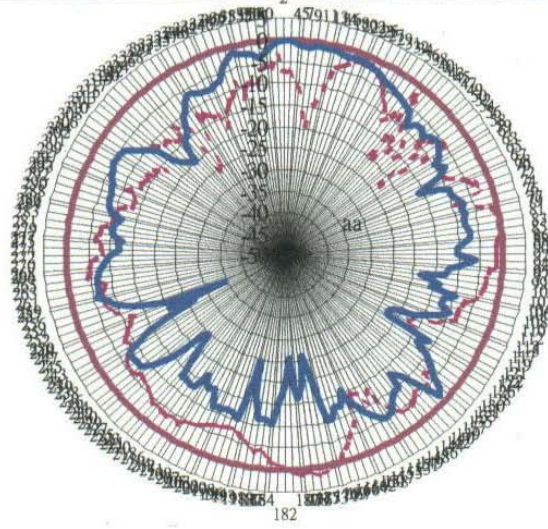
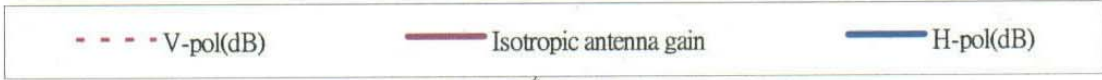


Main
(2) ~~AUX~~ Antenna(Left antenna):

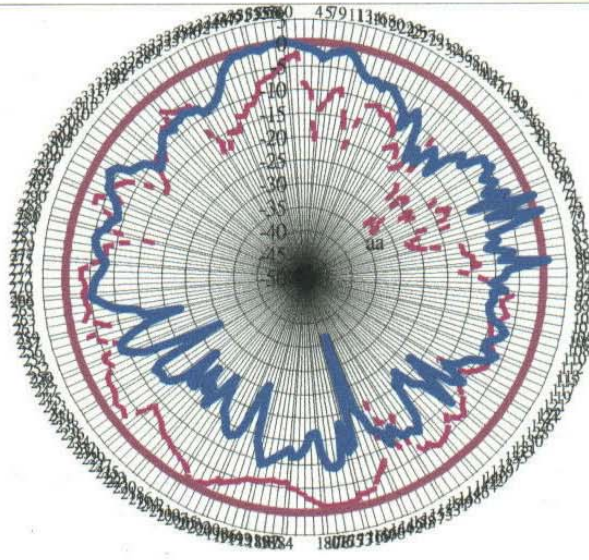
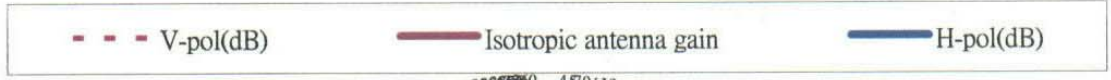
Main
~~AUX~~ Antenna -@2.45GHz



Main Antenna -@5.25GHz



Main Antenna -@5.6475GHz

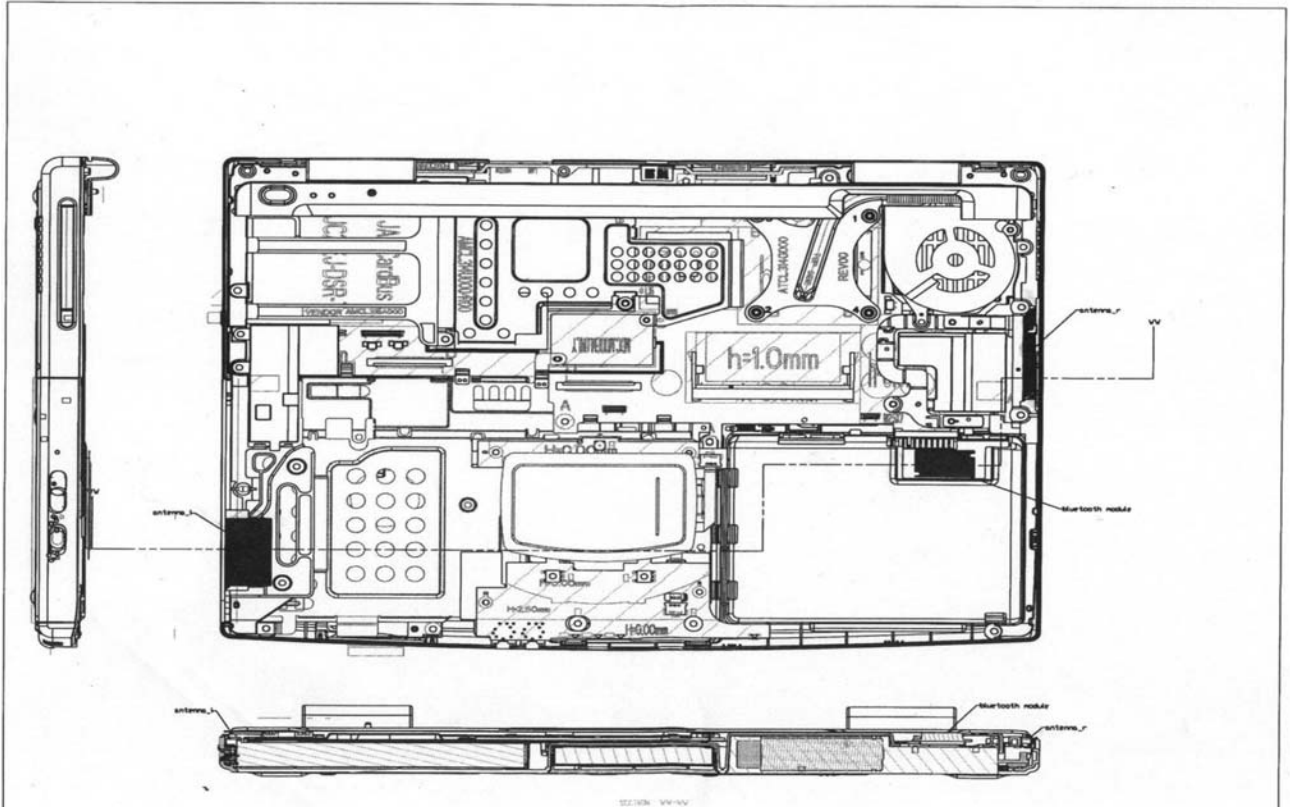


Host PC Information

Host model: HP Compaq nx 7000, Presario X1000, Presario X1000T

Mechanical drawings of antenna placement.

Top View

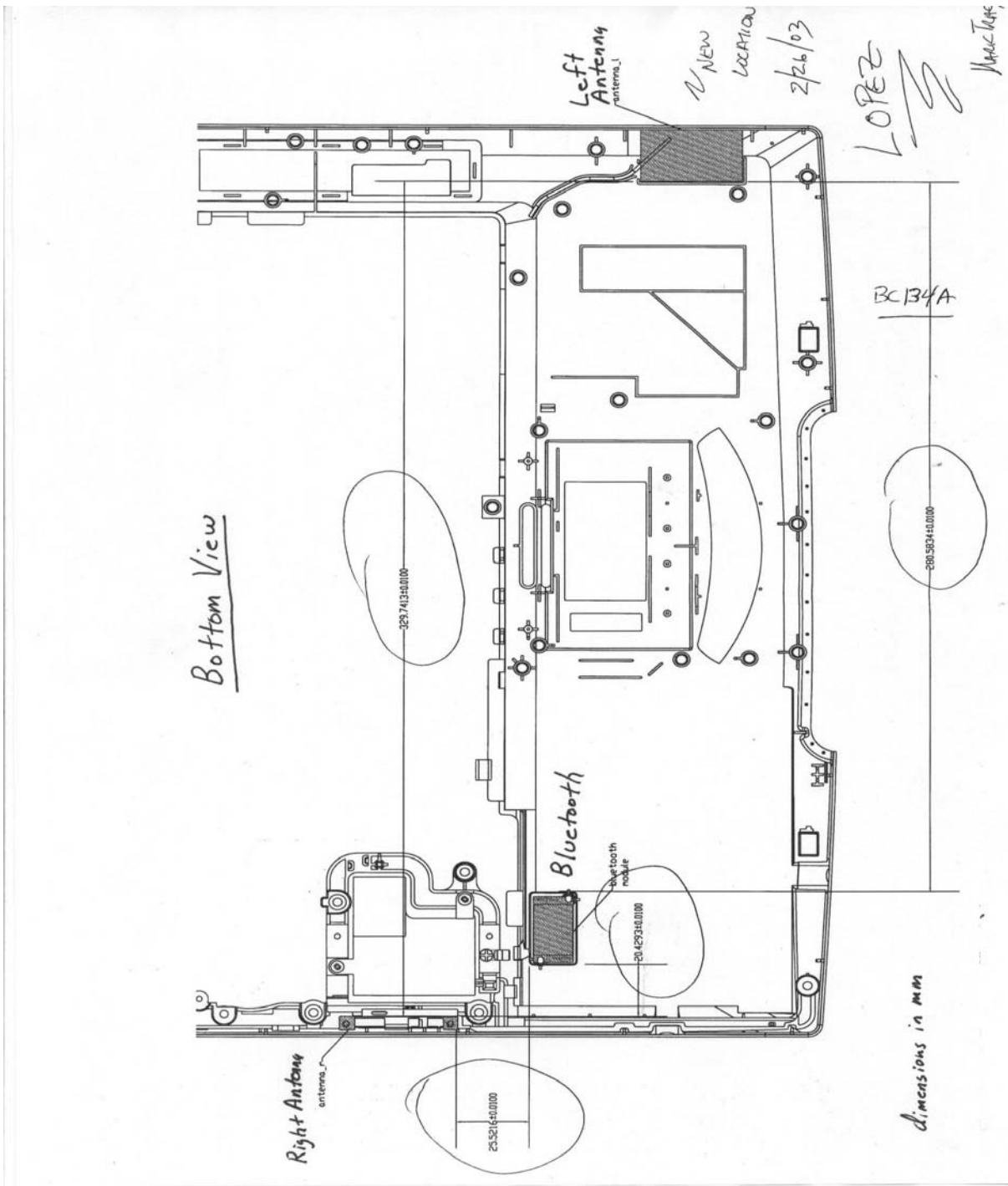


This drawing is valid for following FCC IDs:

FCC ID: QDS-BRCM1005-H (without Bluetooth Transmitter)


FCC ID: QDS-BRCM1005-HC (with Bluetooth Transmitter)

Bottom View



This drawing is valid for following FCC IDs:
FCC ID: QDS-BRCM1005-H (without Bluetooth Transmitter)
FCC ID: QDS-BRCM1005-HC (with Bluetooth Transmitter)

Main Antenna



Auxiliary Antenna

