

Appendix B: Photos

EUT Photos



Photo 1. EUT top




Photo 2. EUT bottom

Setup Photos




Photo 3. Lap position




Photo 4. #1 bystander position



Photo 5. #2 bystander position



Photo 6. Photo to demonstrate 15 cm Z-axis head phantom



Photo 7. Photo to demonstrate 15 cm Z-axis flat phantom