


# Antenna Information

Item	Contents
Antenna Type	PCB Pattern Antenna
Antenna peak gain	2.02 dBi
Manufacturer / Model name	FANLIGHT Co.,Ltd. / -
Address of manufacturer	4F, 22, Nonhyeon-ro 128-gil, Gangnam-gu, Seoul, South Korea
Test Laboratory	Tellestar Co., Ltd.
Antenna Length	2.0 cm
Antenna Width	0.6 cm



Model name: ARTMS-001

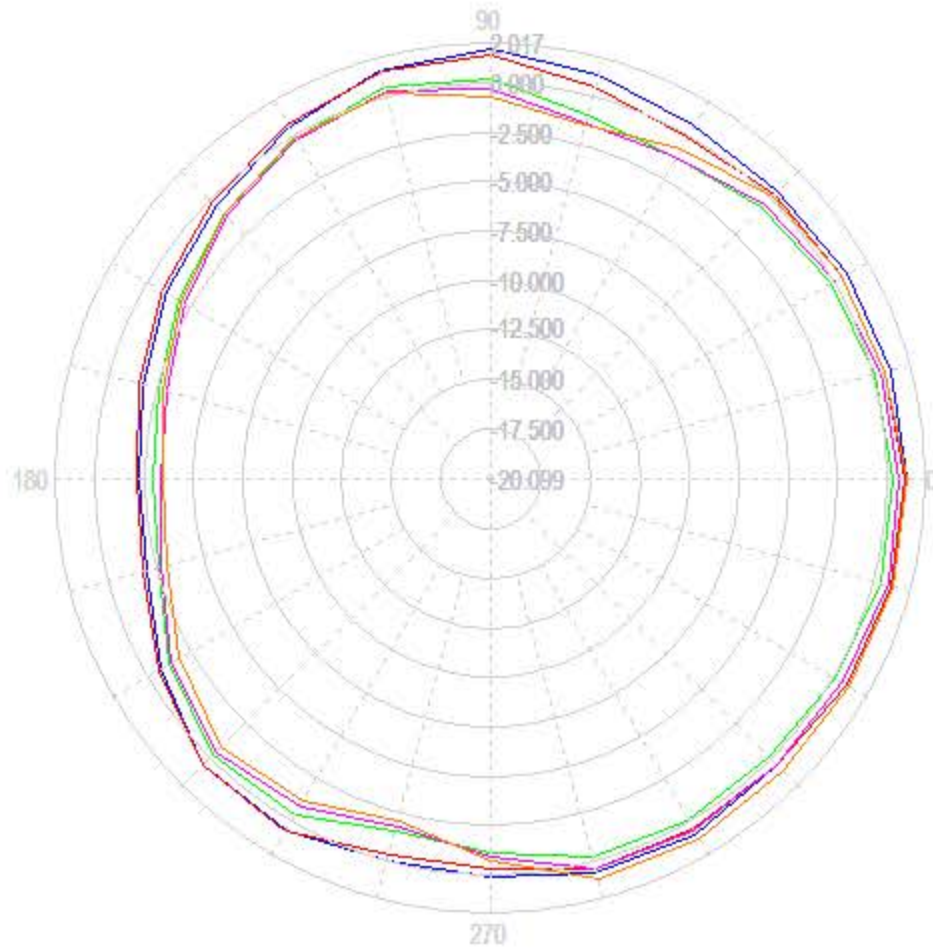
Frequency	Sum					H( $\theta=90$ )				E1( $\Phi=90$ )				E2( $\Phi=0$ )			
	$\theta$ [Deg]	$\Phi$ [Deg]	Max[dBi]	Avg[dBi]	Eff[%]	$\Phi$ [Deg]	Max[dBi]	Avg[dBi]	BW[Deg]	$\theta$ [Deg]	Max[dBi]	Avg[dBi]	BW[Deg]	$\theta$ [Deg]	Max[dBi]	Avg[dBi]	BW[Deg]
2,400.000	120.0	75.0	2.017	-1.602	69.154	90.0	1.799	0.367	0.00	120.0	1.868	-1.510	78.21	120.0	1.818	-3.051	62.94
2,420.000	120.0	90.0	1.751	-1.788	66.245	90.0	1.472	0.229	0.00	120.0	1.751	-1.837	76.39	120.0	1.600	-3.192	60.77
2,440.000	120.0	0.0	1.032	-2.675	54.011	105.0	0.519	-0.571	0.00	120.0	0.878	-3.066	73.46	120.0	1.032	-3.970	58.45
2,460.000	105.0	315.0	1.447	-2.725	53.394	345.0	0.841	-0.530	296.97	120.0	0.739	-3.507	70.56	120.0	1.293	-3.907	57.39
2,485.000	105.0	315.0	1.984	-2.615	54.762	300.0	1.161	-0.372	0.00	120.0	0.621	-3.778	68.27	120.0	1.636	-3.693	57.11

Multiple Cut

H/E1/E2 Plane

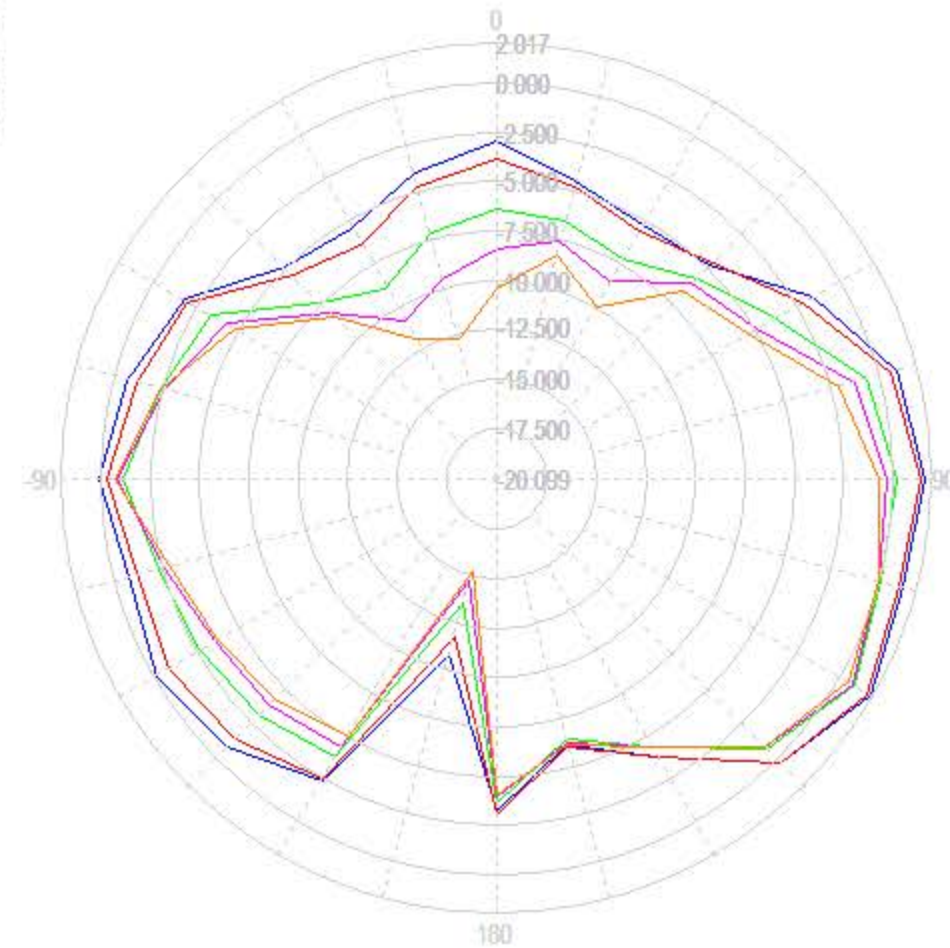
- H Plane Polar/Line Chart -

- 2400.000
- 2420.000
- 2440.000
- 2460.000
- 2485.000



- E1 Plane Polar/Line Chart -

- 2400.000
- 2420.000
- 2440.000
- 2460.000
- 2485.000



- E2 Plane Polar/Line Chart -

- 2400.000
- 2420.000
- 2440.000
- 2460.000
- 2485.000

