







## **Test Setup Photo**

Test Setup	Radiated measurement for below 1 GHz (Front side)
	 A photograph showing the interior of an anechoic chamber. The walls, floor, and ceiling are covered with white, square-shaped electromagnetic wave absorbers. In the center, a white rectangular test table is positioned on a raised platform. A yellow object is visible on the table. A metal ladder is leaning against the right side of the chamber. The floor has yellow and black safety markings.
Test Setup	Radiated measurement for below 1 GHz (Rear side)
	 A photograph showing the interior of the same anechoic chamber from a different angle. The white absorbers are visible on the walls and ceiling. The white test table is in the center, with a yellow object on top. A metal railing is visible in the foreground on the left side. The floor has yellow and black safety markings.

Test Setup	Radiated measurement for Above 1 GHz (Front side)
	
Test Setup	Radiated measurement for Above 1 GHz (Rear side)
