


6. Photographs of the Test Setup

Photograph 1: Set-up for Conducted Emissions at Antenna Port



Produkte
Products


Prüfbericht - Nr.: 12028061 001
Test Report No.:

Seite 119 von 126
Page 119 of 126

Photograph 2: Set-up for AC Power Line Conducted Emission of Transmitter, Front View




Photograph 3: Set-up for AC Power Line Conducted Emission of Transmitter, Rear View



Photograph 4: Set-up for Radiated Emission of Transmitter, Front View



Photograph 5: Set-up for Radiated Emission of Transmitter, Rear View



Produkte
Products

Prüfbericht - Nr.: 12028061 001
Test Report No.:

Seite 121 von 126
Page 121 of 126

Photograph 6: Set-up for Radiated Emission, EUT Configuration X-Axis



Photograph 7: Set-up for Radiated Emission, EUT Configuration Y-Axis

