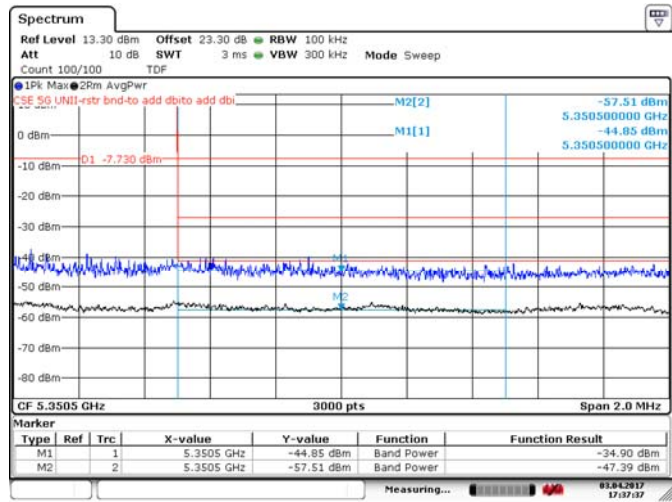


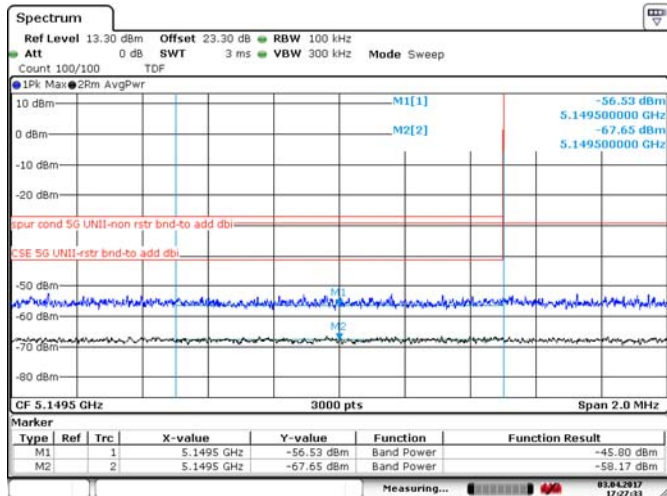
Date: 3.APR 2017 17:29:51

Figure 8.4-163: Lower band edge for FCC, 10 MHz channel, 24 dBi antenna, BPSK



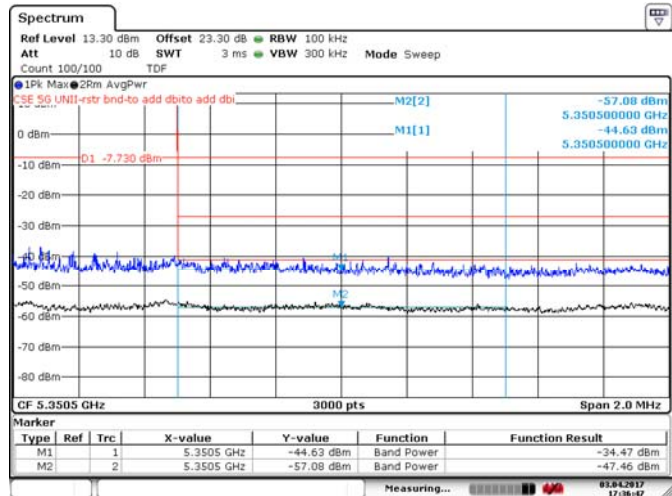
Date: 3.APR 2017 17:37:36

Figure 8.4-164: Upper band edge for FCC, 10 MHz channel, 24 dBi antenna, BPSK



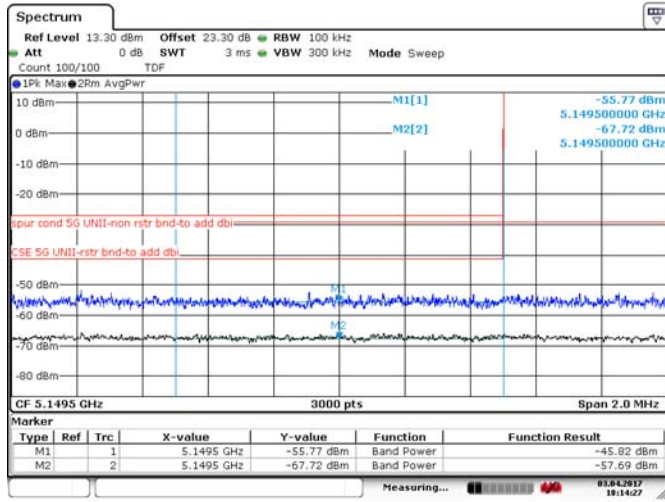
Date: 3.APR 2017 17:27:34

Figure 8.4-165: Lower band edge for FCC, 10 MHz channel, 24 dBi antenna, 256QAM



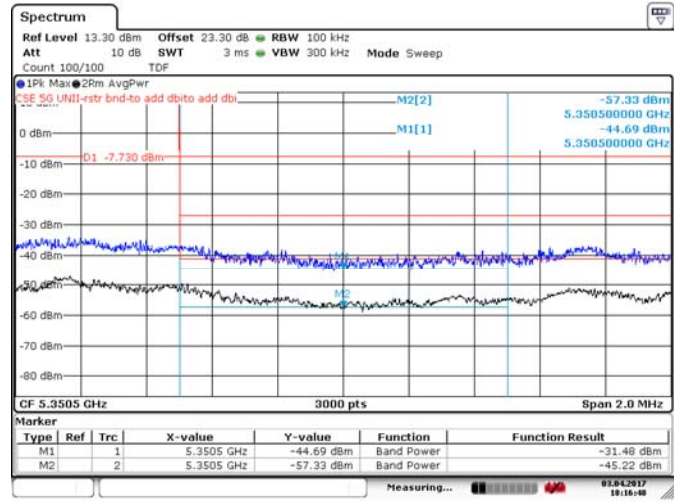
Date: 3.APR 2017 17:36:47

Figure 8.4-166: Upper band edge for FCC, 10 MHz channel, 24 dBi antenna, 256QAM



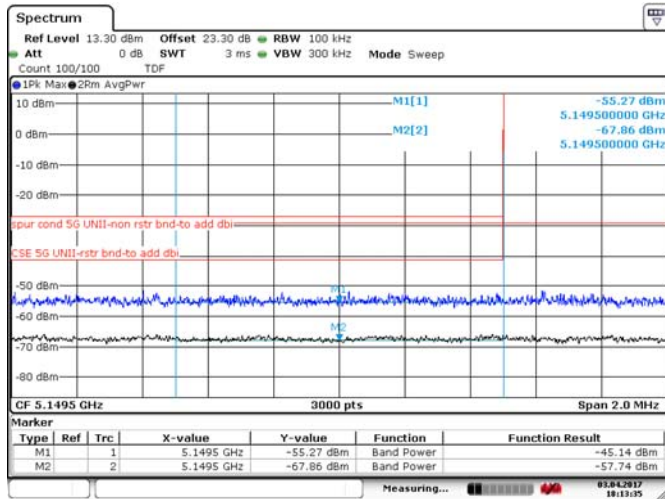
Date: 3.APR 2017 18:14:27

Figure 8.4-167: Lower band edge for FCC, 20 MHz channel, 24 dBi antenna, BPSK



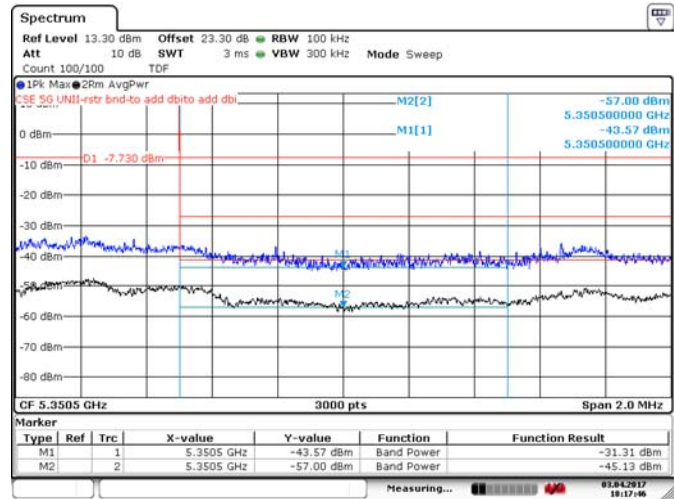
Date: 3.APR 2017 18:16:48

Figure 8.4-168: Upper band edge for FCC, 20 MHz channel, 24 dBi antenna, BPSK



Date: 3.APR 2017 18:13:38

Figure 8.4-169: Lower band edge for FCC, 20 MHz channel, 24 dBi antenna, 256QAM

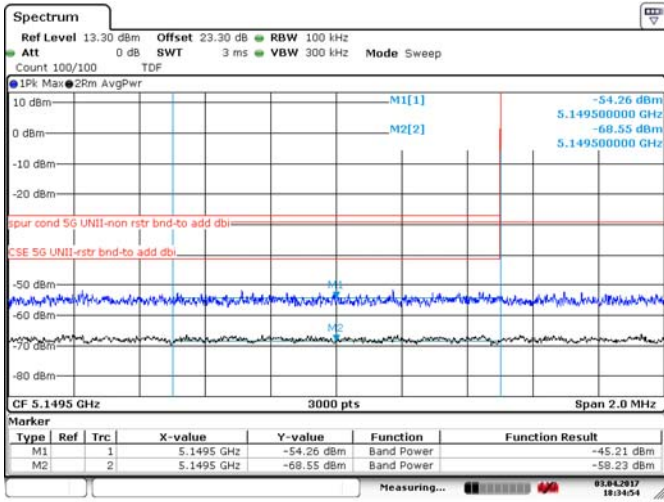


Date: 3.APR 2017 18:17:46

Figure 8.4-170: Upper band edge for FCC, 20 MHz channel, 24 dBi antenna, 256QAM

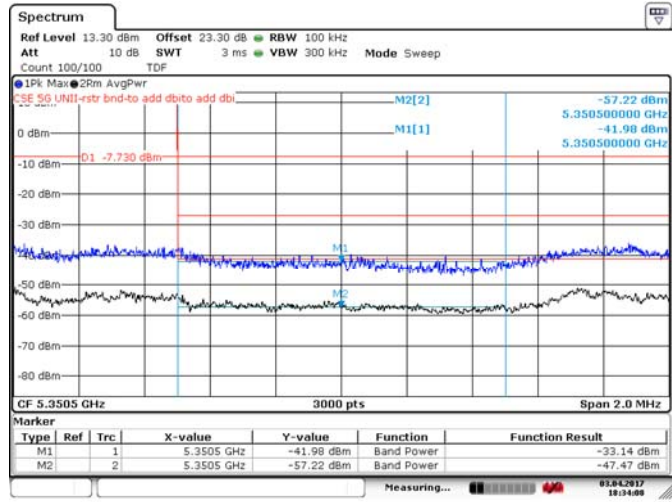
Section 8
Test name
Specification

Testing data
 FCC 15.407(b) and RSS-247 6.2.2.2 Spurious (out-of-band) emissions
 FCC Part 15 Subpart E and RSS-247 Issue 2



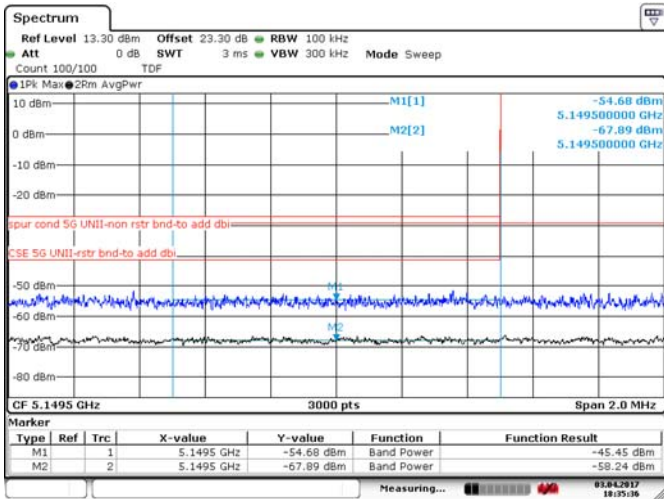
Date: 3.APR.2017 18:34:55

Figure 8.4-171: Lower band edge for FCC, 40 MHz channel, 24 dBi antenna, BPSK



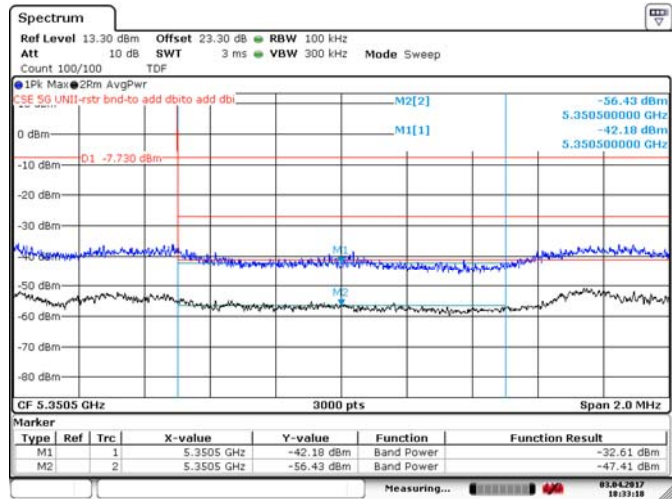
Date: 3.APR.2017 18:34:08

Figure 8.4-172: Upper band edge for FCC, 40 MHz channel, 24 dBi antenna, BPSK



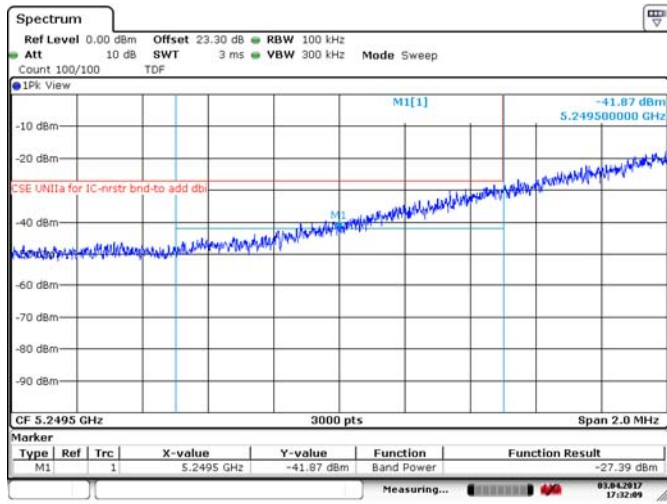
Date: 3.APR.2017 18:35:38

Figure 8.4-173: Lower band edge for FCC, 40 MHz channel, 24 dBi antenna, 256QAM



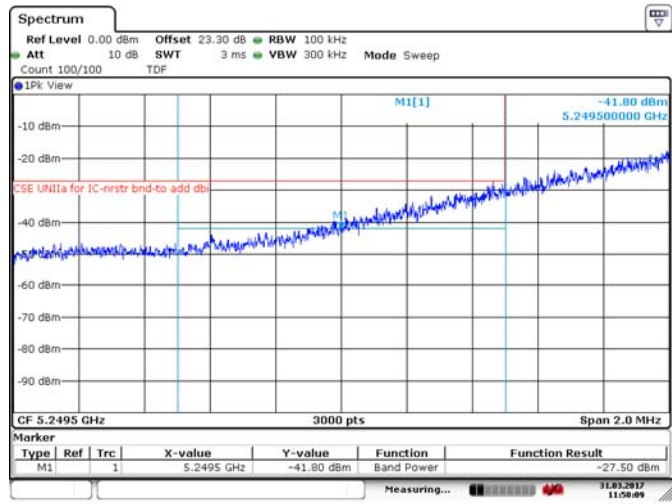
Date: 3.APR.2017 18:33:17

Figure 8.4-174: Upper band edge for FCC, 40 MHz channel, 24 dBi antenna, 256QAM



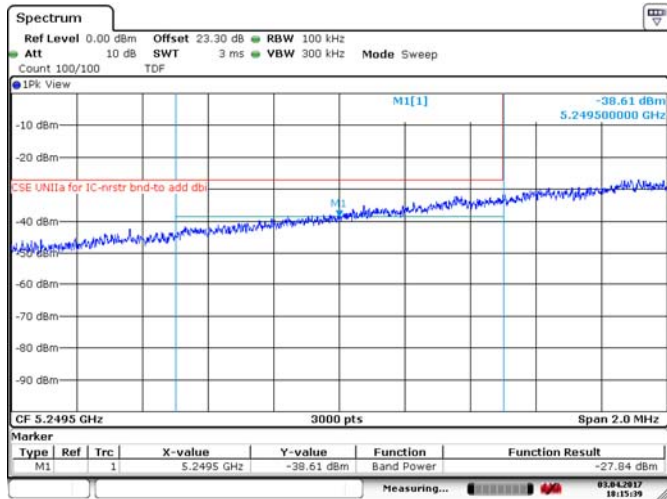
Date: 3.APR 2017 17:32:09

Figure 8.4-175: Lower band edge for ISED, 10 MHz channel, 24 dBi antenna, BPSK



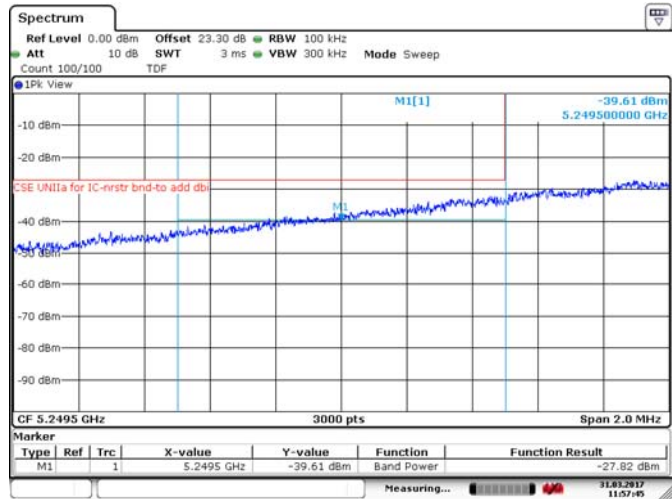
Date: 31 MAR 2017 11:50:10

Figure 8.4-176: Lower band edge for ISED, 10 MHz channel, 24 dBi antenna, 256QAM



Date: 3.APR 2017 18:15:39

Figure 8.4-177: Lower band edge for ISED, 20 MHz channel, 24 dBi antenna, BPSK

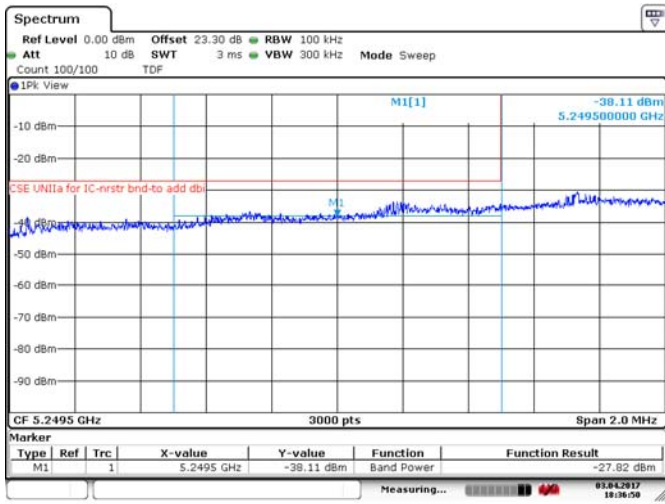


Date: 31 MAR 2017 11:57:44

Figure 8.4-178: Lower band edge for ISED, 20 MHz channel, 24 dBi antenna, 256QAM

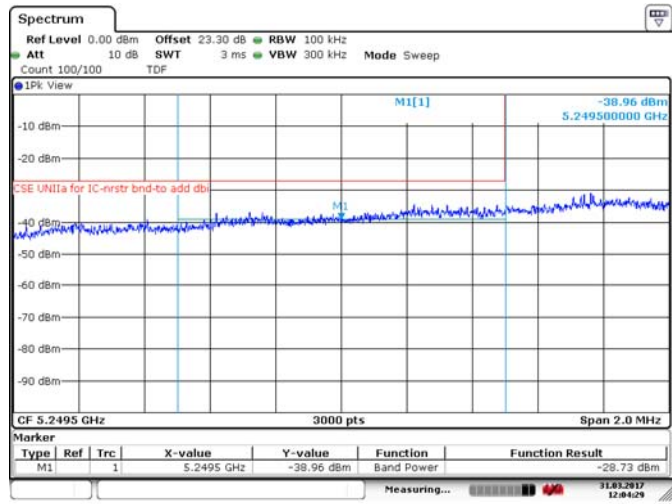
Section 8
Test name
Specification

Testing data
 FCC 15.407(b) and RSS-247 6.2.2.2 Spurious (out-of-band) emissions
 FCC Part 15 Subpart E and RSS-247 Issue 2



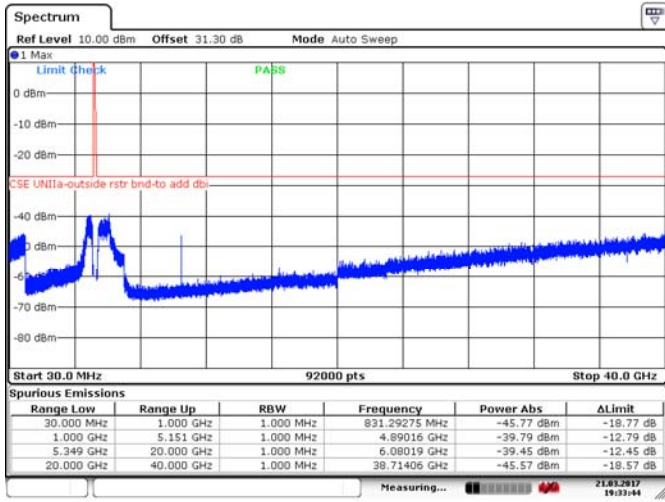
Date: 3.APR 2017 18:36:50

Figure 8.4-179: Lower band edge for ISED, 40 MHz channel, 24 dBi antenna, BPSK



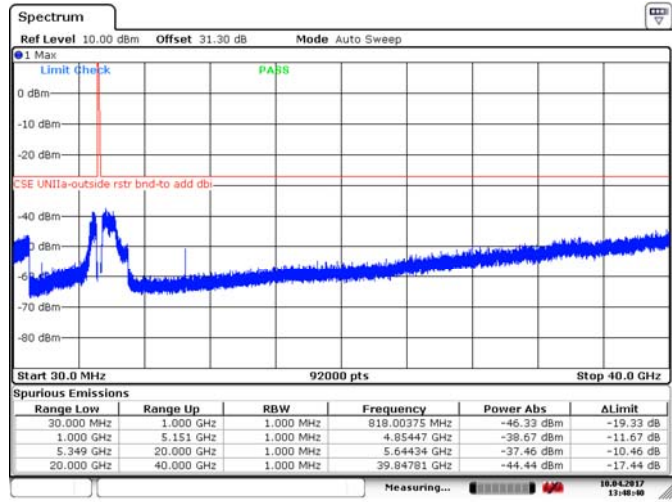
Date: 31.MAR 2017 12:04:30

Figure 8.4-180: Lower band edge for ISED, 40 MHz channel, 24 dBi antenna, 256QAM



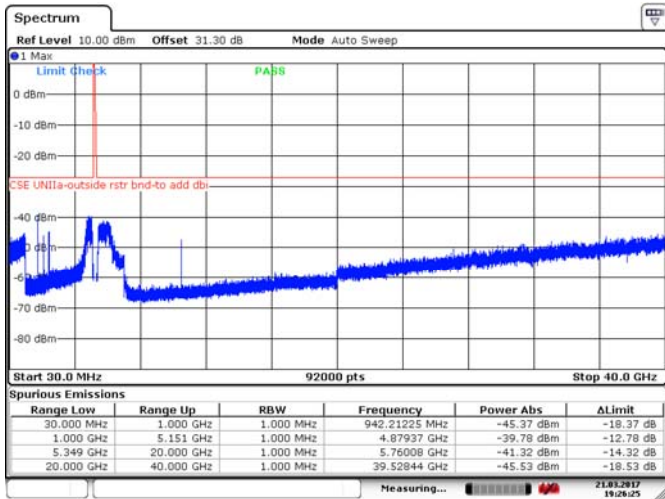
Date: 21.MAR.2017 19:33:43

Figure 8.4-181: Spurious emissions outside restricted bands, 10 MHz channel, low channel, 32 dBi antenna, cho, BPSK



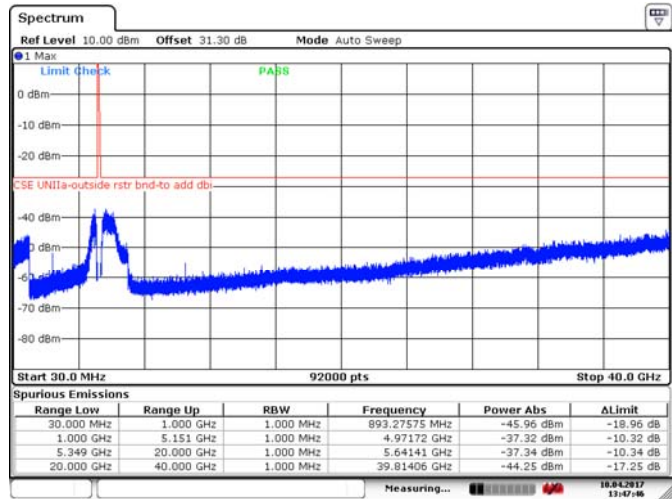
Date: 10.APR.2017 13:48:40

Figure 8.4-182: Spurious emissions outside restricted bands, 10 MHz channel, low channel, 32 dBi antenna, ch1, BPSK



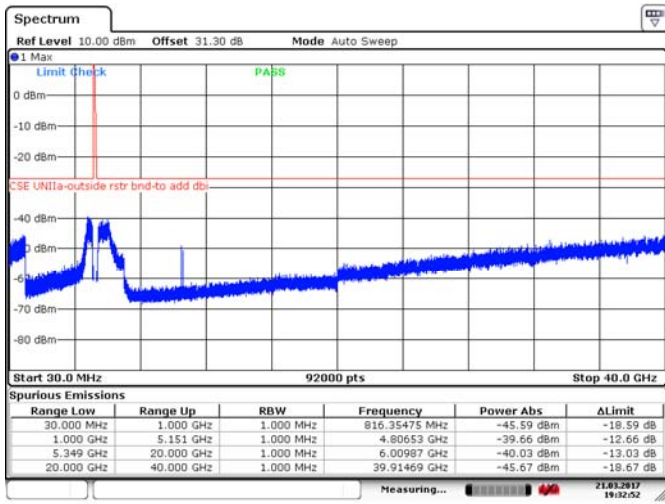
Date: 21.MAR.2017 19:26:24

Figure 8.4-183: Spurious emissions outside restricted bands, 10 MHz channel, low channel, 32 dBi antenna, cho, 256QAM



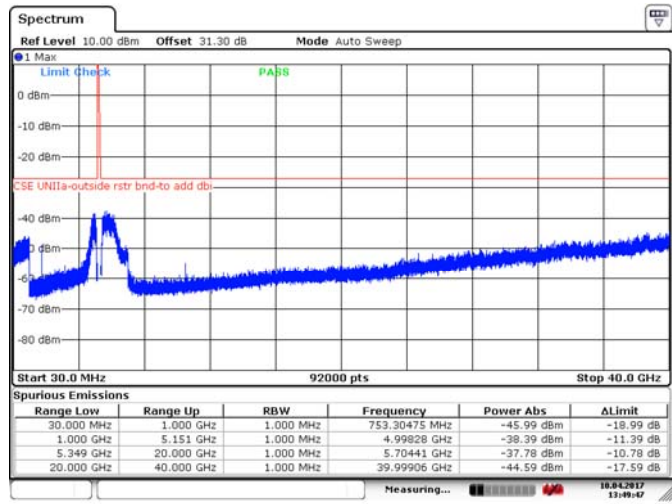
Date: 10.APR.2017 13:47:45

Figure 8.4-184: Spurious emissions outside restricted bands, 10 MHz channel, low channel, 32 dBi antenna, ch1, 256QAM



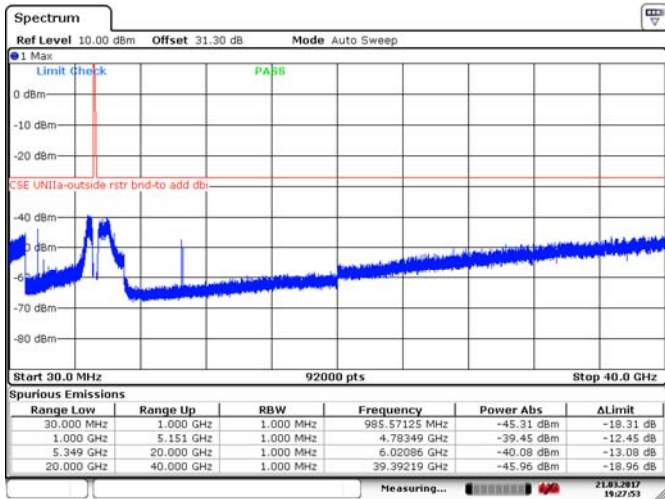
Date: 21.MAR.2017 19:32:52

Figure 8.4-185: Spurious emissions outside restricted bands, 10 MHz channel, mid channel, 32 dBi antenna, cho, BPSK



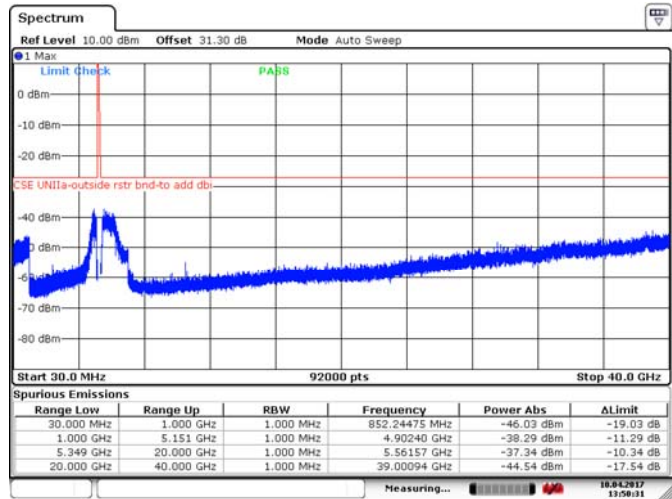
Date: 10.APR.2017 13:49:47

Figure 8.4-186: Spurious emissions outside restricted bands, 10 MHz channel, mid channel, 32 dBi antenna, ch1, BPSK



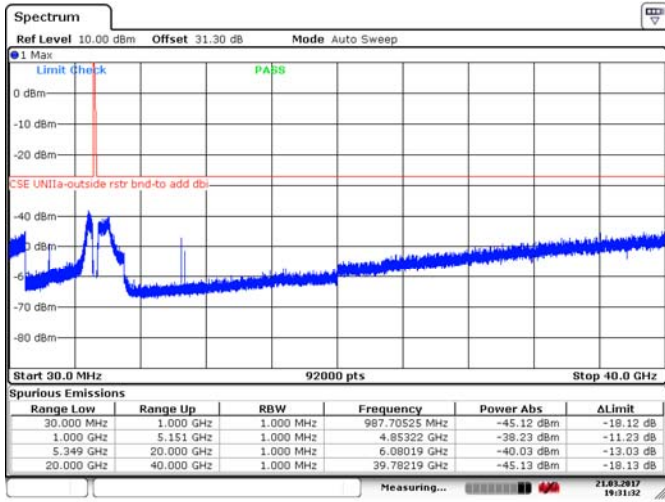
Date: 21.MAR.2017 19:27:52

Figure 8.4-187: Spurious emissions outside restricted bands, 10 MHz channel, mid channel, 32 dBi antenna, cho, 256-QAM



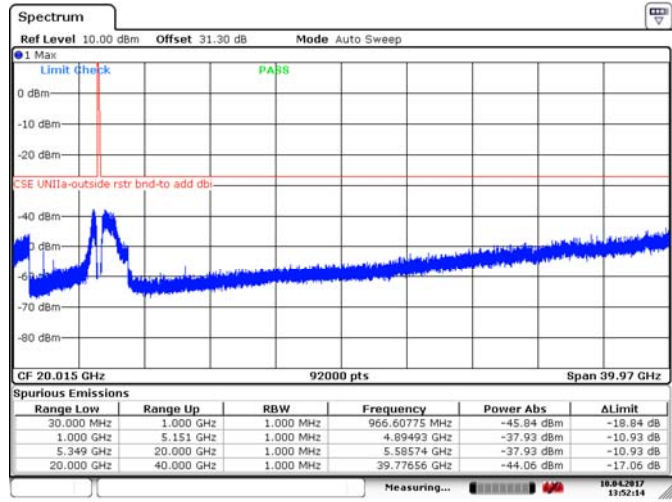
Date: 10.APR.2017 13:50:31

Figure 8.4-188: Spurious emissions outside restricted bands, 10 MHz channel, mid channel, 32 dBi antenna, ch1, 256-QAM



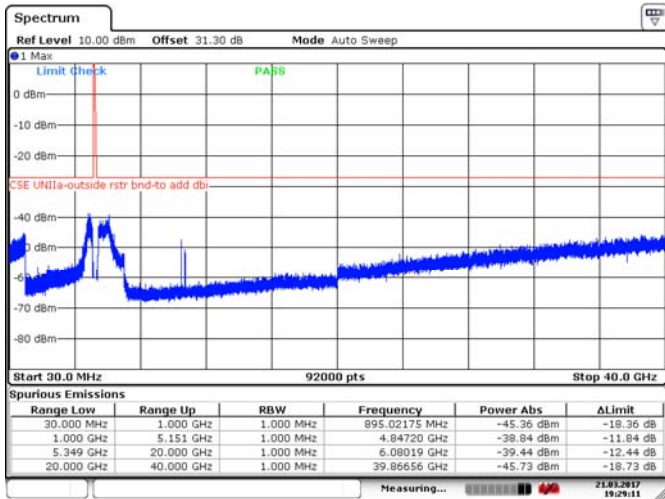
Date: 21.MAR.2017 19:31:32

Figure 8.4-189: Spurious emissions outside restricted bands, 10 MHz channel, high channel, 32 dBi antenna, cho, BPSK



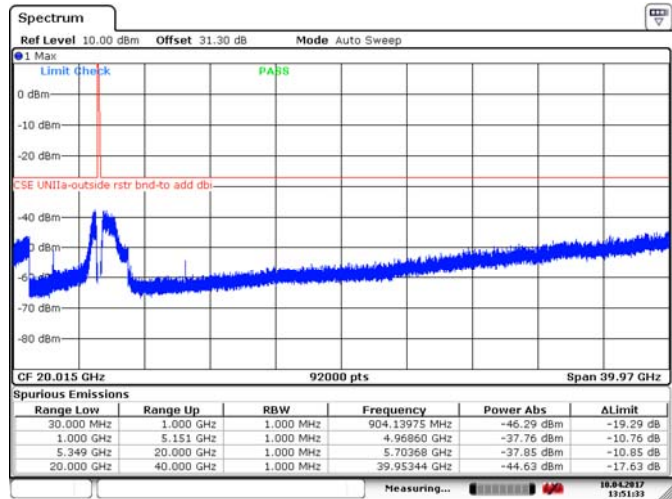
Date: 10.APR.2017 13:52:13

Figure 8.4-190: Spurious emissions outside restricted bands, 10 MHz channel, high channel, 32 dBi antenna, ch1, BPSK



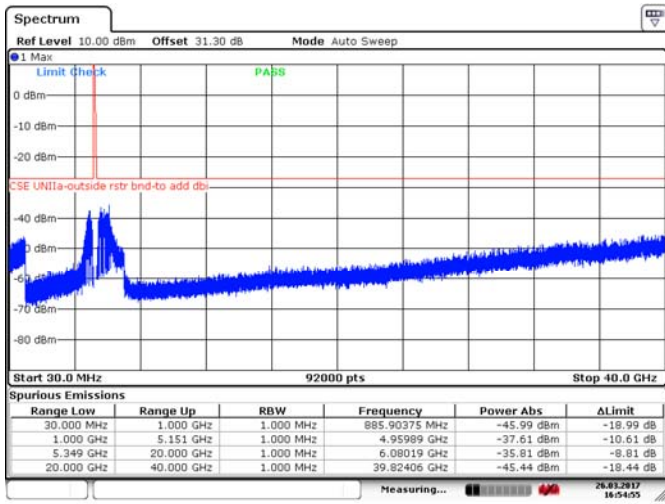
Date: 21.MAR.2017 19:29:11

Figure 8.4-191: Spurious emissions outside restricted bands, 10 MHz channel, high channel, 32 dBi antenna, cho, 256-QAM



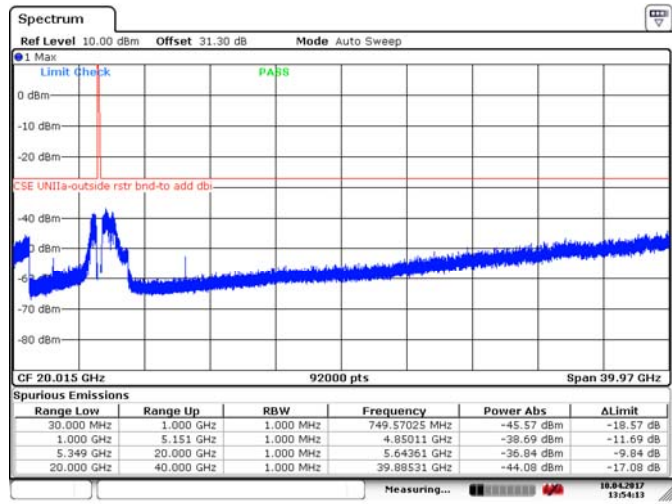
Date: 10.APR.2017 13:51:33

Figure 8.4-192: Spurious emissions outside restricted bands, 10 MHz channel, high channel, 32 dBi antenna, cho, 256-QAM



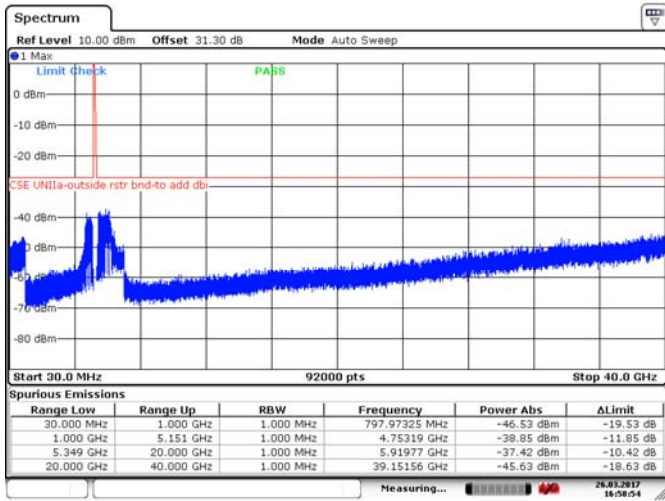
Date: 26 MAR 2017 16:54:54

Figure 8.4-193: Spurious emissions outside restricted bands, 20 MHz channel, low channel, 32 dBi antenna, cho, BPSK



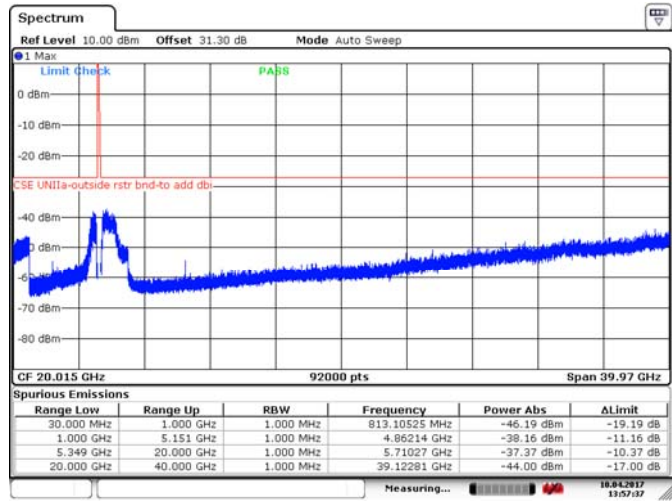
Date: 10 APR 2017 13:54:12

Figure 8.4-194: Spurious emissions outside restricted bands, 20 MHz channel, low channel, 32 dBi antenna, ch1, BPSK



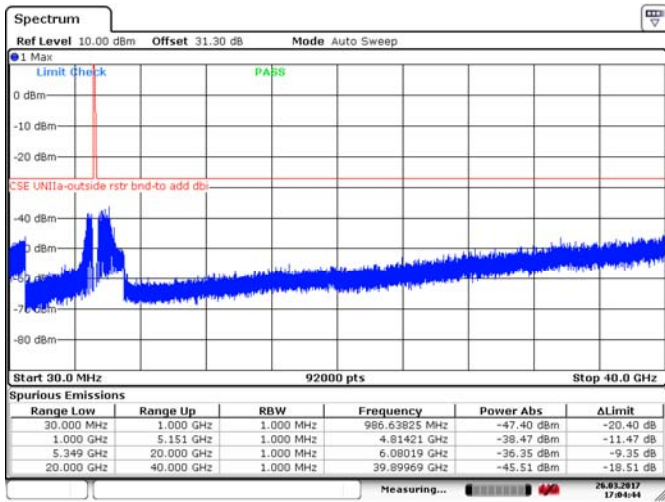
Date: 26 MAR 2017 16:58:54

Figure 8.4-195: Spurious emissions outside restricted bands, 20 MHz channel, low channel, 32 dBi antenna, cho, 256QAM



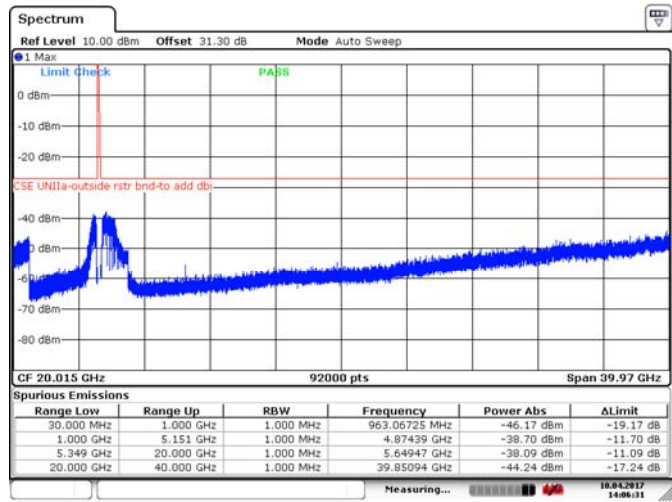
Date: 10 APR 2017 13:57:36

Figure 8.4-196: Spurious emissions outside restricted bands, 20 MHz channel, low channel, 32 dBi antenna, ch1, 256QAM



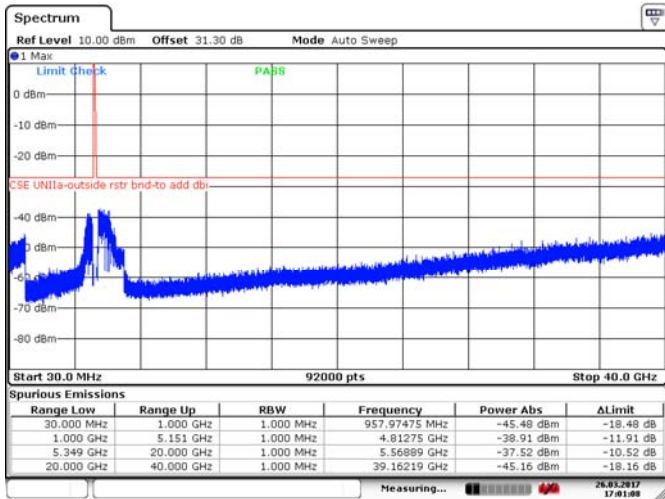
Date: 26 MAR 2017 17:04:44

Figure 8.4-197: Spurious emissions outside restricted bands, 20 MHz channel, mid channel, 32 dBi antenna, cho, BPSK



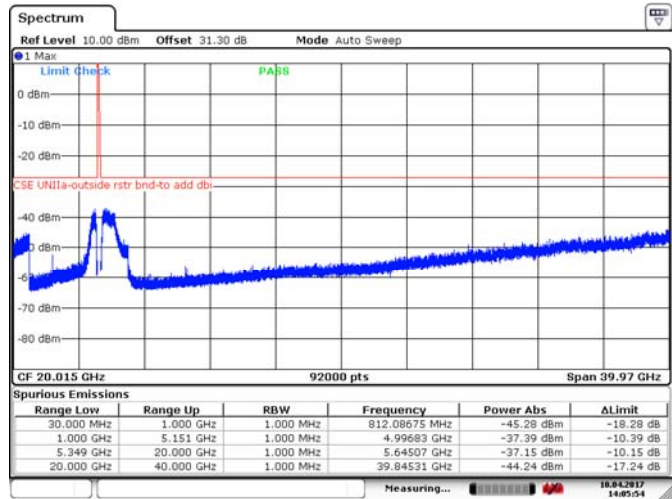
Date: 10 APR 2017 14:06:31

Figure 8.4-198: Spurious emissions outside restricted bands, 20 MHz channel, mid channel, 32 dBi antenna, ch1, BPSK



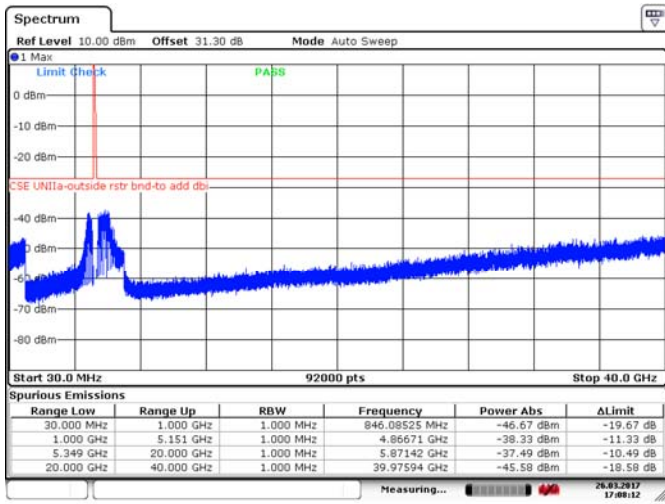
Date: 26 MAR 2017 17:01:07

Figure 8.4-199: Spurious emissions outside restricted bands, 20 MHz channel, mid channel, 32 dBi antenna, cho, 256-QAM



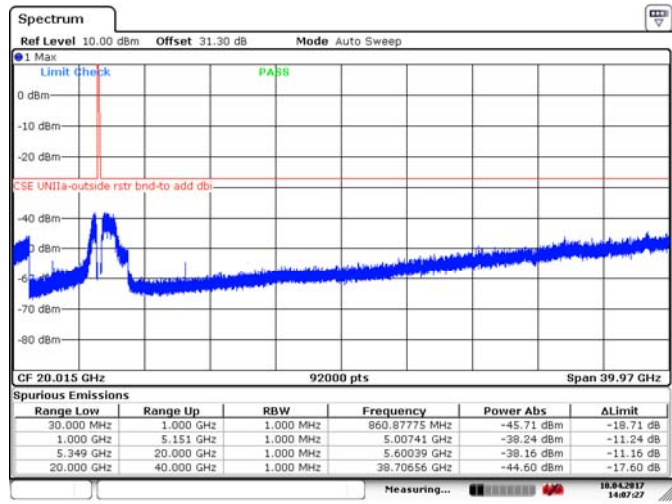
Date: 10 APR 2017 14:05:53

Figure 8.4-200: Spurious emissions outside restricted bands, 20 MHz channel, mid channel, 32 dBi antenna, ch1, 256-QAM



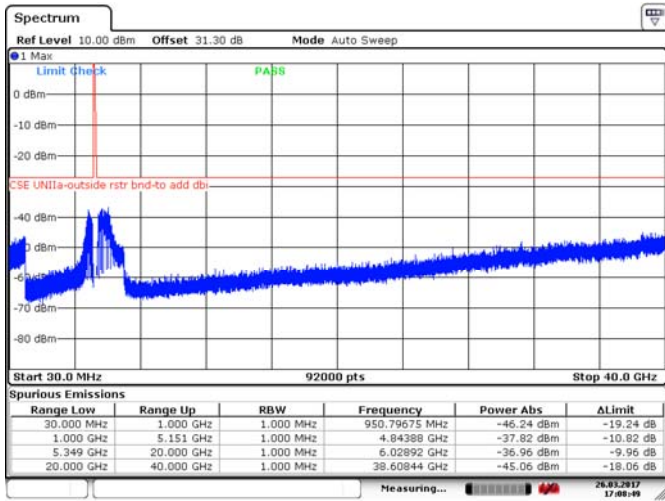
Date: 26 MAR 2017 17:08:12

Figure 8.4-201: Spurious emissions outside restricted bands, 20 MHz channel, high channel, 32 dBi antenna, cho, BPSK



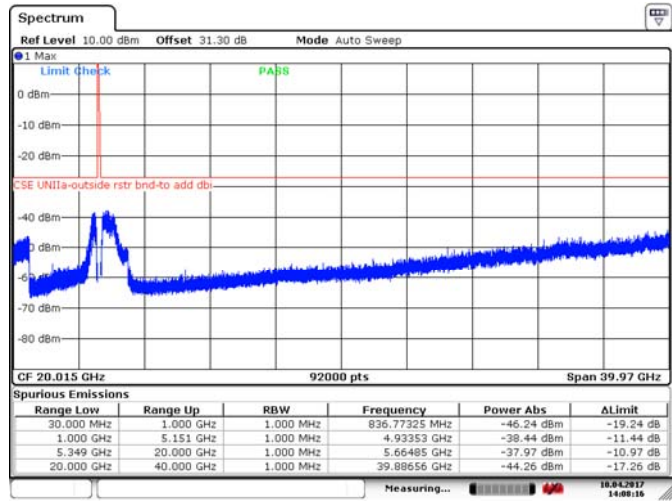
Date: 10 APR 2017 14:07:26

Figure 8.4-202: Spurious emissions outside restricted bands, 20 MHz channel, high channel, 32 dBi antenna, ch1, BPSK



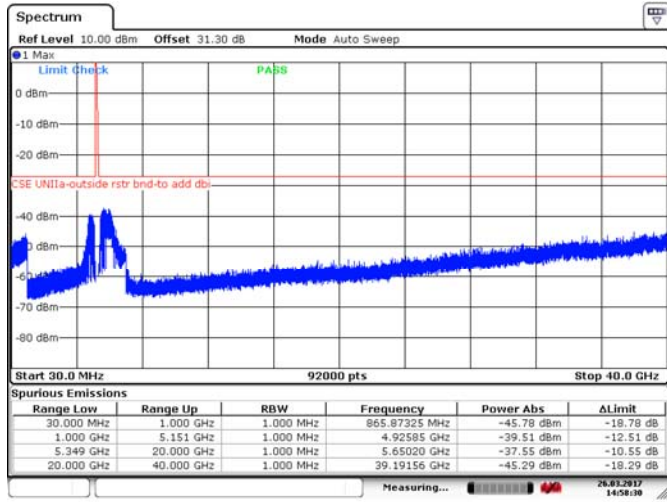
Date: 26 MAR 2017 17:08:49

Figure 8.4-203: Spurious emissions outside restricted bands, 20 MHz channel, high channel, 32 dBi antenna, cho, 256-QAM



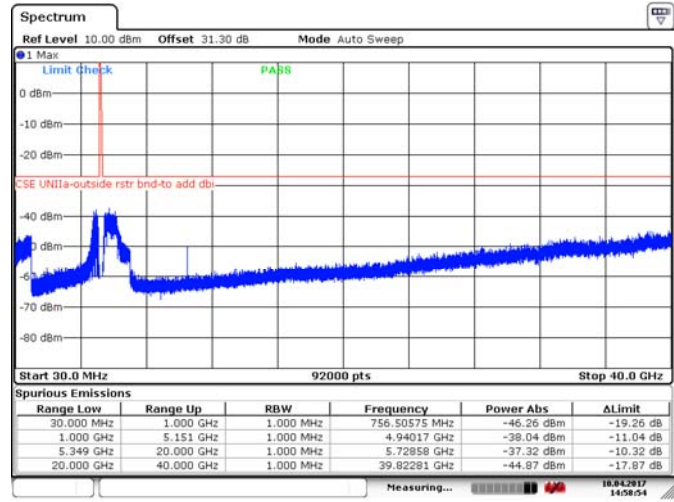
Date: 10 APR 2017 14:08:15

Figure 8.4-204: Spurious emissions outside restricted bands, 20 MHz channel, high channel, 32 dBi antenna, ch1, 256-QAM



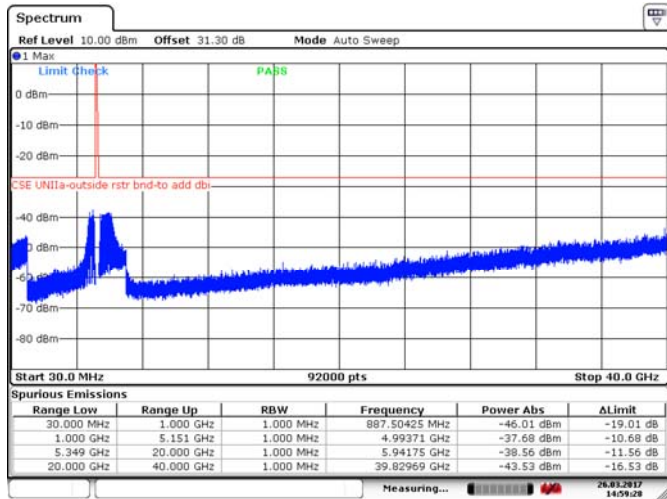
Date: 26 MAR 2017 14:58:30

Figure 8.4-205: Spurious emissions outside restricted bands, 40 MHz channel, low channel, 32 dBi antenna, cho, BPSK



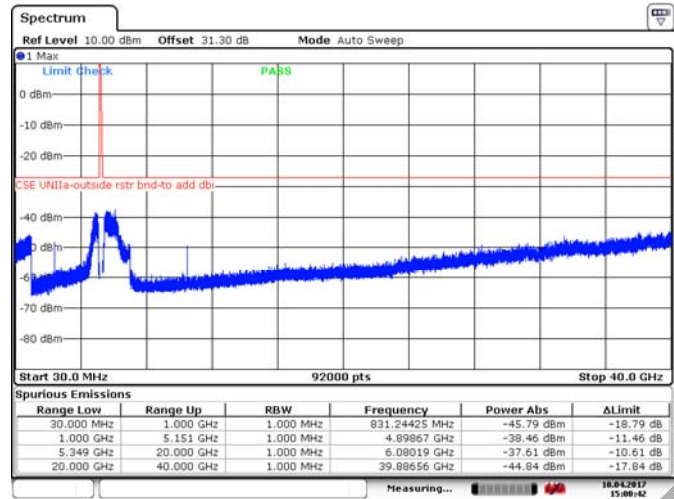
Date: 10 APR 2017 14:58:54

Figure 8.4-206: Spurious emissions outside restricted bands, 40 MHz channel, low channel, 32 dBi antenna, ch1, BPSK



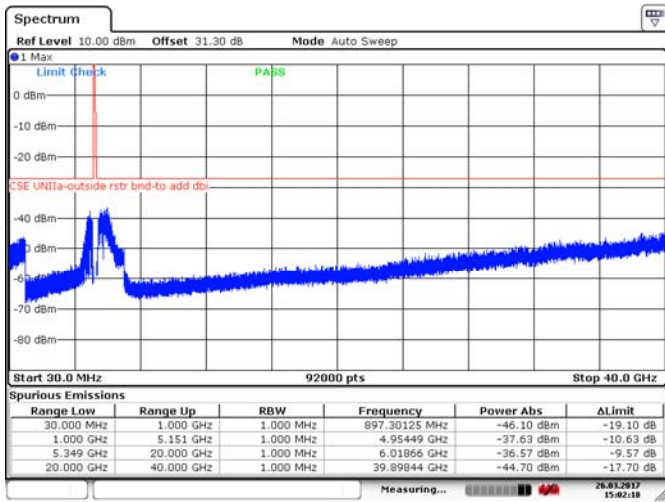
Date: 26 MAR 2017 14:59:27

Figure 8.4-207: Spurious emissions outside restricted bands, 40 MHz channel, low channel, 32 dBi antenna, cho, 256QAM



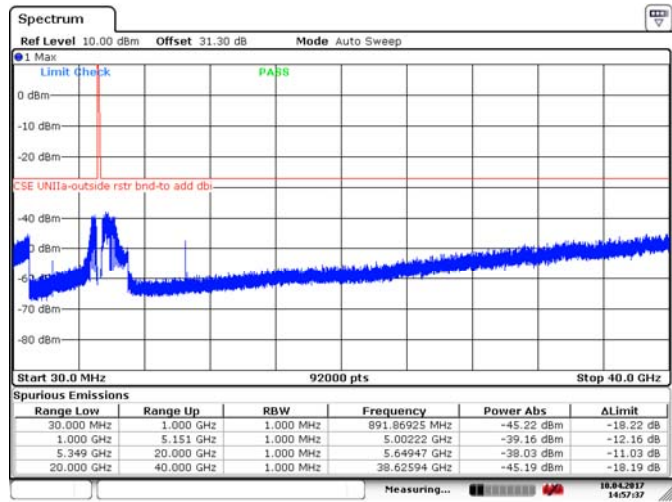
Date: 10 APR 2017 15:00:41

Figure 8.4-208: Spurious emissions outside restricted bands, 40 MHz channel, low channel, 32 dBi antenna, ch1, 256QAM



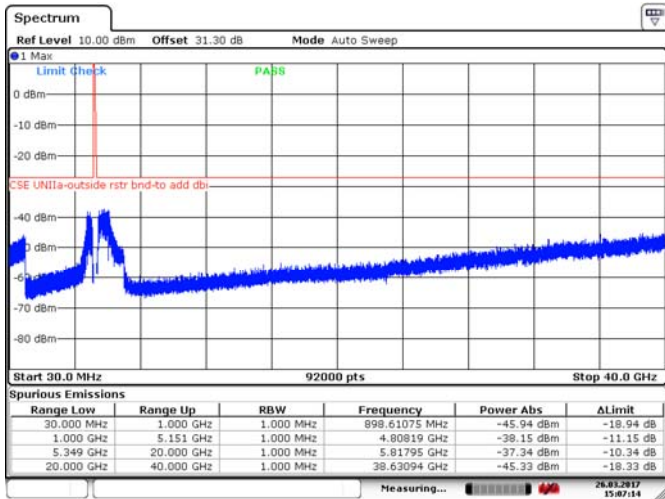
Date: 26 MAR 2017 15:02:18

Figure 8.4-209: Spurious emissions outside restricted bands, 40 MHz channel, mid channel, 32 dBi antenna, cho, BPSK



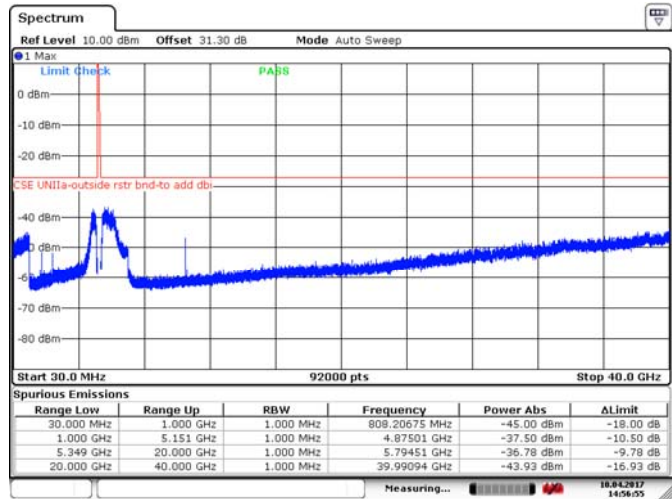
Date: 10 APR 2017 14:57:37

Figure 8.4-210: Spurious emissions outside restricted bands, 40 MHz channel, mid channel, 32 dBi antenna, ch1, BPSK



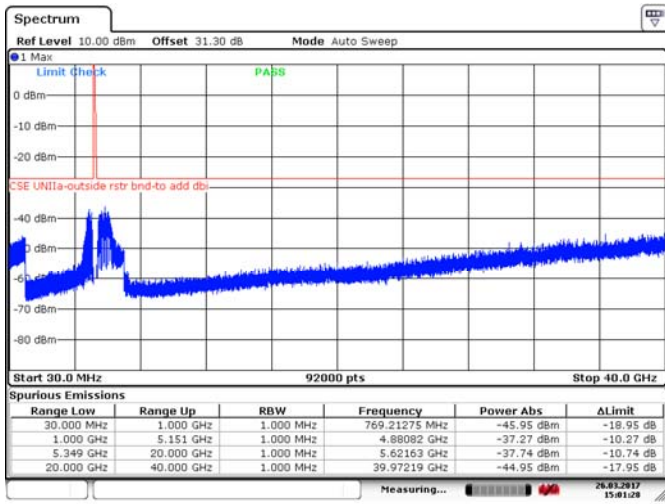
Date: 26 MAR 2017 15:07:14

Figure 8.4-211: Spurious emissions outside restricted bands, 40 MHz channel, mid channel, 32 dBi antenna, cho, 256-QAM



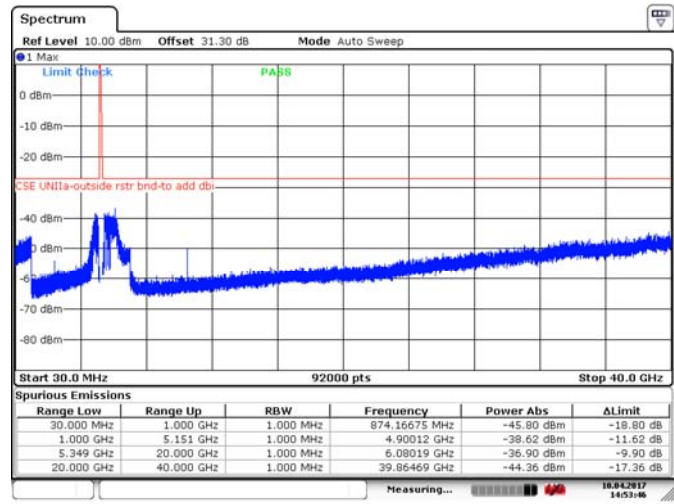
Date: 10 APR 2017 14:56:54

Figure 8.4-212: Spurious emissions outside restricted bands, 40 MHz channel, mid channel, 32 dBi antenna, ch1, 256-QAM



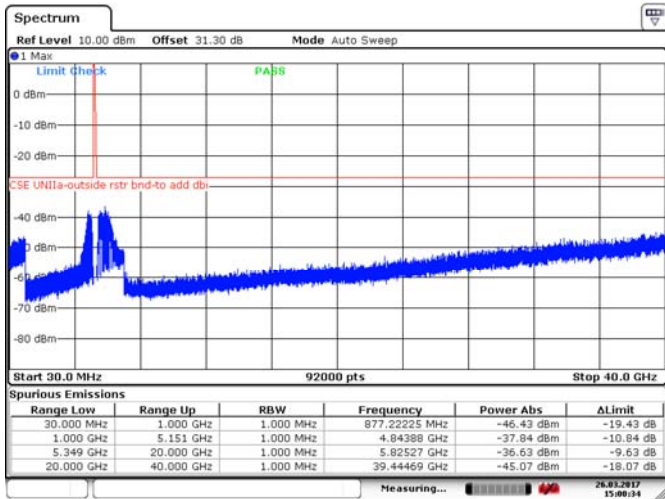
Date: 26 MAR 2017 15:01:28

Figure 8.4-213: Spurious emissions outside restricted bands, 40 MHz channel, high channel, 32 dBi antenna, cho, BPSK



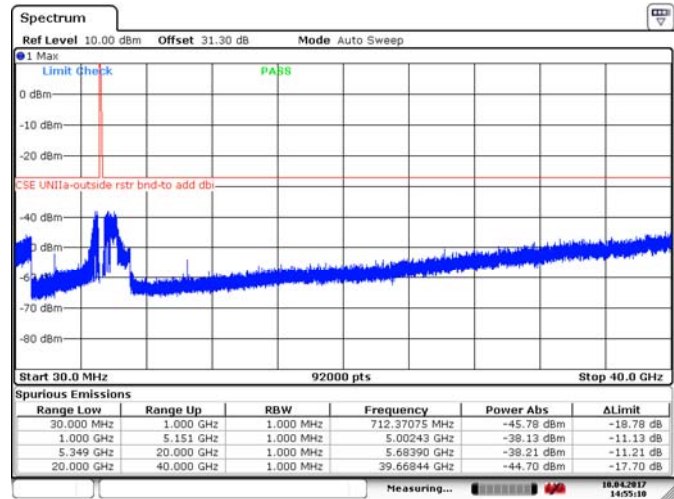
Date: 10 APR 2017 14:53:46

Figure 8.4-214: Spurious emissions outside restricted bands, 40 MHz channel, high channel, 32 dBi antenna, ch1, BPSK



Date: 26 MAR 2017 15:00:35

Figure 8.4-215: Spurious emissions outside restricted bands, 40 MHz channel, high channel, 32 dBi antenna, cho, 256-QAM



Date: 10 APR 2017 14:55:10

Figure 8.4-216: Spurious emissions outside restricted bands, 40 MHz channel, high channel, 32 dBi antenna, cho, 256-QAM