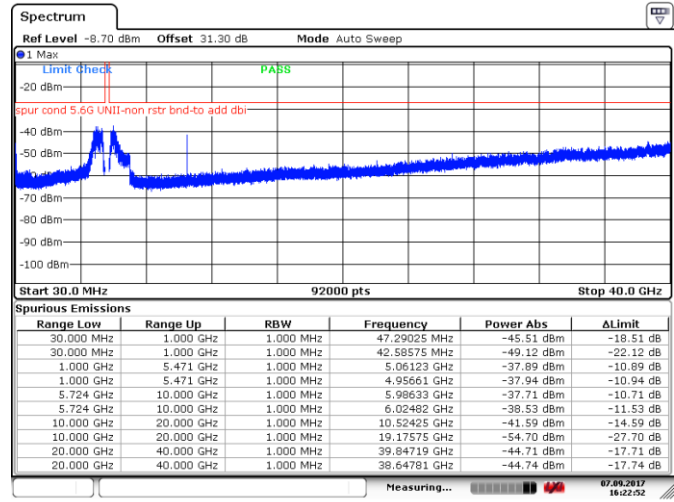


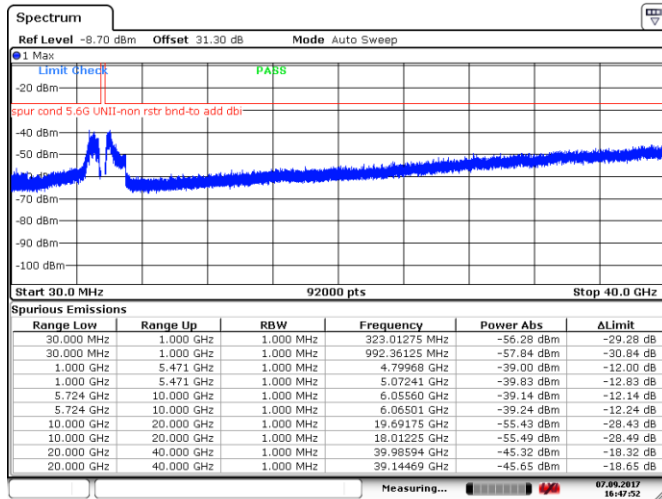
Date: 7.SEP.2017 16:50:10

**Figure 8.5-49:** Spurious emissions outside restricted bands, 20 MHz channel, low channel, 32 dBi antenna, cho



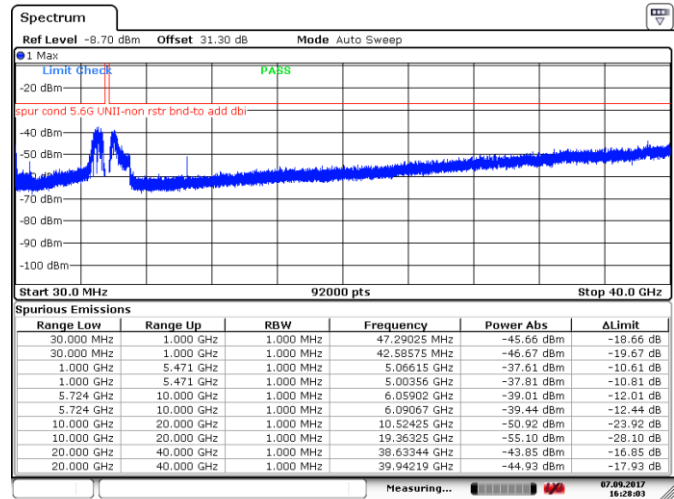
Date: 7.SEP.2017 16:22:51

**Figure 8.5-50:** Spurious emissions outside restricted bands, 20 MHz channel, low channel, 32 dBi antenna, ch1



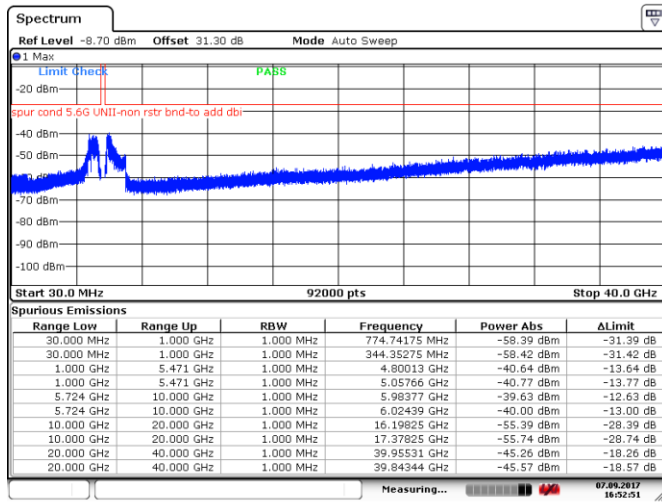
Date: 7.SEP.2017 16:47:52

**Figure 8.5-51:** Spurious emissions outside restricted bands, 20 MHz channel, mid channel, 32 dBi antenna, cho



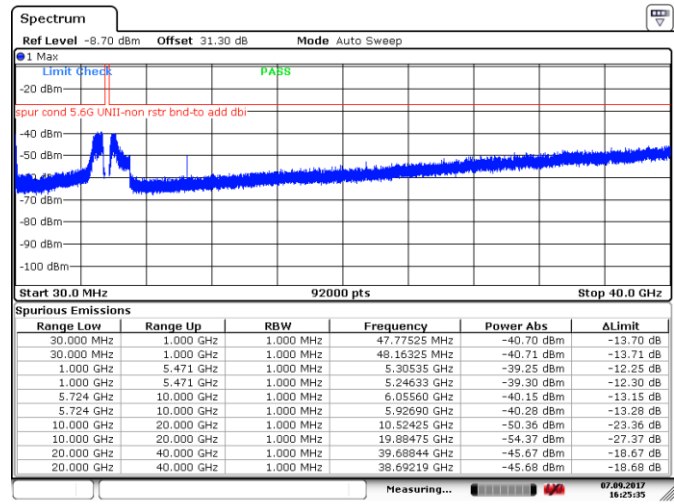
Date: 7.SEP.2017 16:28:03

**Figure 8.5-52:** Spurious emissions outside restricted bands, 20 MHz channel, mid channel, 32 dBi antenna, ch1



Date: 7.SEP.2017 16:52:51

Figure 8.5-53: Spurious emissions outside restricted bands, 20 MHz channel, high channel, 32 dBi antenna, cho

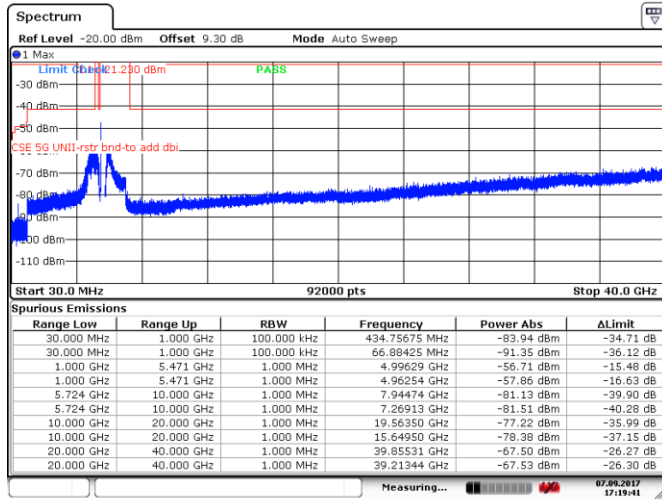


Date: 7.SEP.2017 16:25:34

Figure 8.5-54: Spurious emissions outside restricted bands, 20 MHz channel, high channel, 32 dBi antenna, ch1

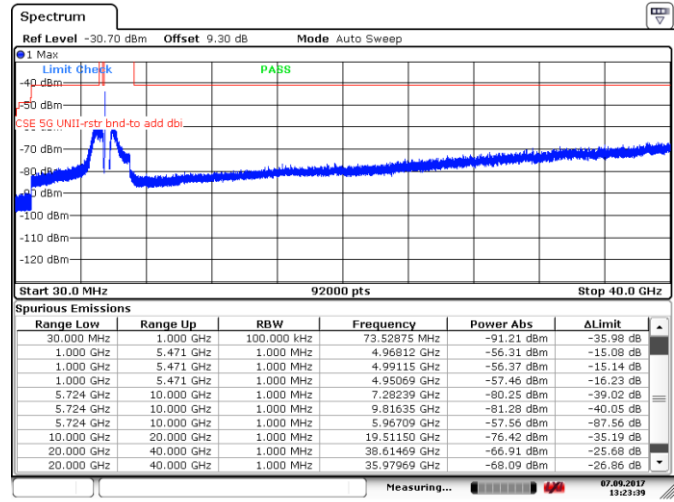
**Section 8**  
**Test name**  
**Specification**

Testing data  
 FCC 15.407(b) and RSS-247 6.2.3.2 Spurious (out-of-band) emissions  
 FCC Part 15 Subpart E and RSS-247 Issue 2



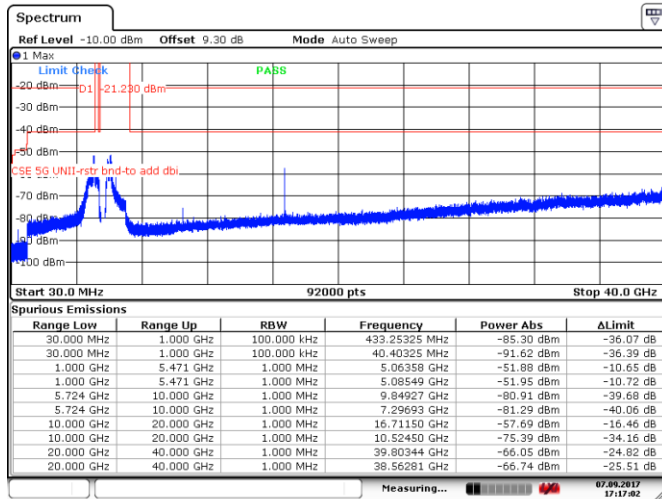
Date: 7.SEP.2017 17:19:41

**Figure 8.5-55:** Spurious emissions within restricted bands, 5 MHz channel, low channel, 10 dBi antenna, cho



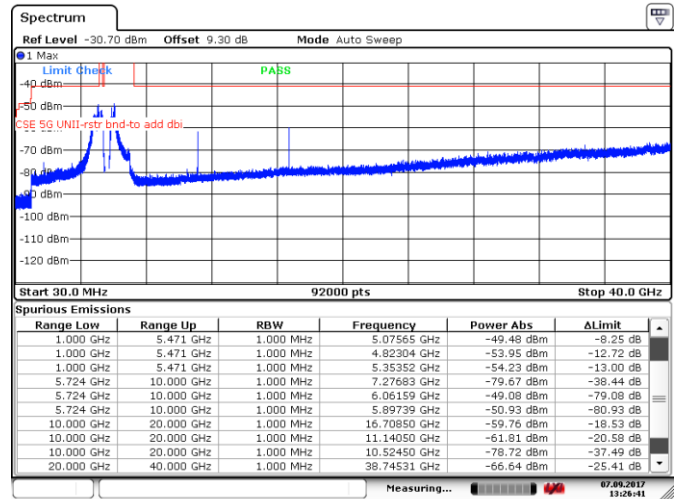
Date: 7.SEP.2017 13:23:39

**Figure 8.5-56:** Spurious emissions within restricted bands, 5 MHz channel, low channel, 10 dBi antenna, ch1



Date: 7.SEP.2017 17:17:03

**Figure 8.5-57:** Spurious emissions within restricted bands, 5 MHz channel, mid channel, 10 dBi antenna, cho

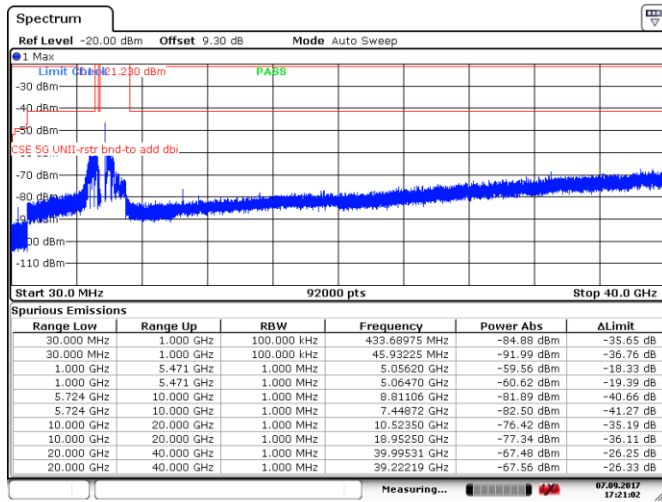


Date: 7.SEP.2017 13:26:40

**Figure 8.5-58:** Spurious emissions within restricted bands, 5 MHz channel, mid channel, 10 dBi antenna, ch1

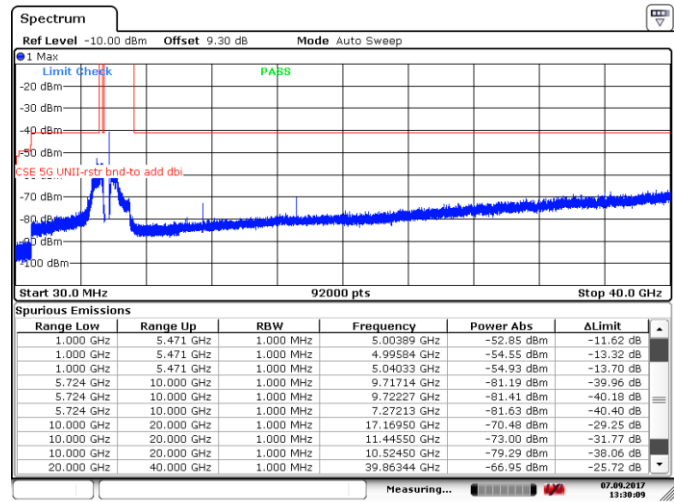
**Section 8**  
**Test name**  
**Specification**

Testing data  
 FCC 15.407(b) and RSS-247 6.2.3.2 Spurious (out-of-band) emissions  
 FCC Part 15 Subpart E and RSS-247 Issue 2



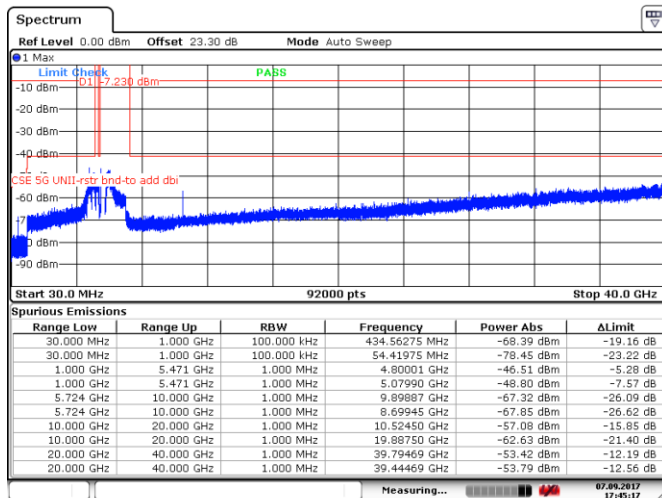
Date: 7.SEP.2017 17:21:01

**Figure 8.5-59:** Spurious emissions within restricted bands, 5 MHz channel, high channel, 10 dBi antenna, cho



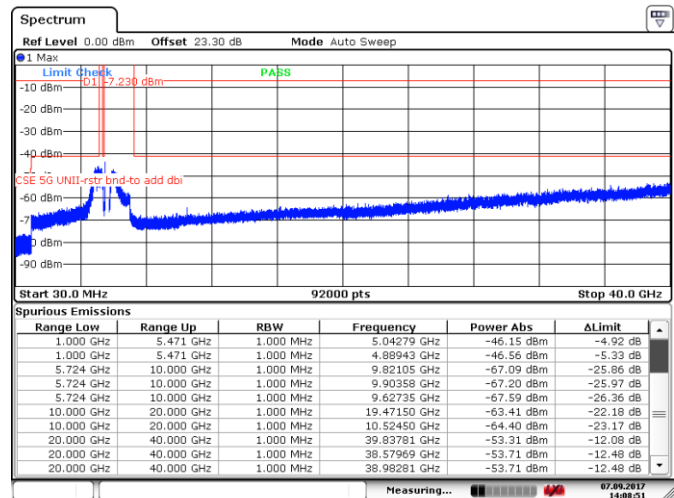
Date: 7.SEP.2017 13:30:09

**Figure 8.5-60:** Spurious emissions within restricted bands, 5 MHz channel, high channel, 10 dBi antenna, ch1



Date: 7.SEP.2017 17:45:16

**Figure 8.5-61:** Spurious emissions within restricted bands, 5 MHz channel, low channel, 24 dBi antenna, cho

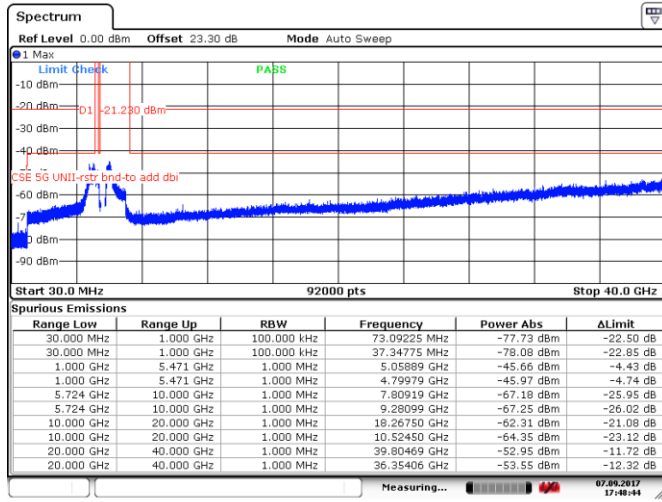


Date: 7.SEP.2017 14:08:50

**Figure 8.5-62:** Spurious emissions within restricted bands, 5 MHz channel, low channel, 24 dBi antenna, ch1

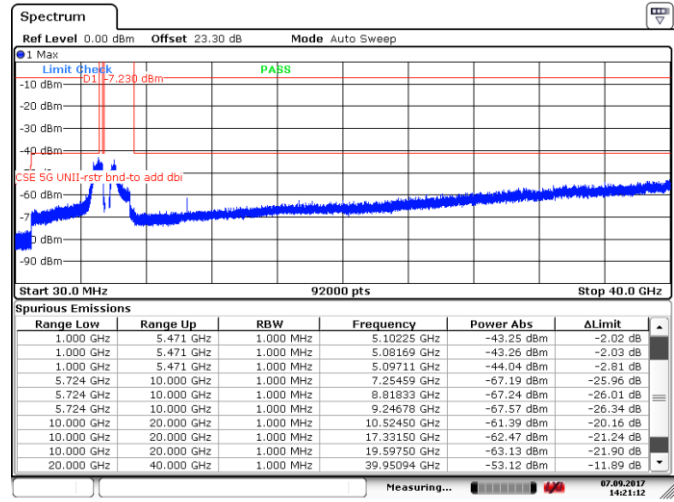
**Section 8**  
**Test name**  
**Specification**

Testing data  
 FCC 15.407(b) and RSS-247 6.2.3.2 Spurious (out-of-band) emissions  
 FCC Part 15 Subpart E and RSS-247 Issue 2



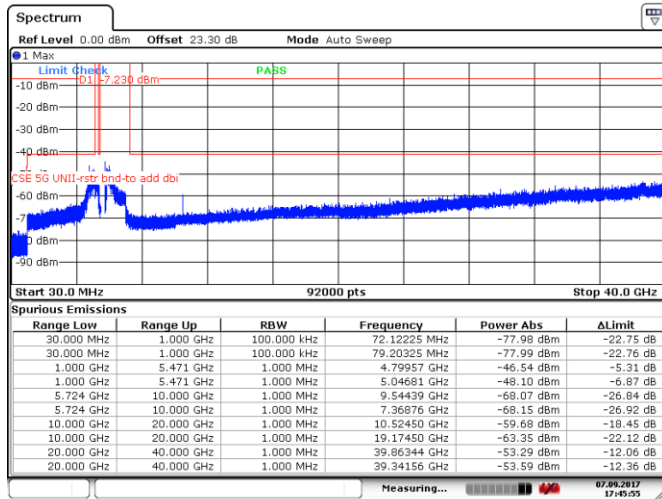
Date: 7.SEP.2017 17:48:43

**Figure 8.5-63:** Spurious emissions within restricted bands, 5 MHz channel, mid channel, 24 dBi antenna, cho



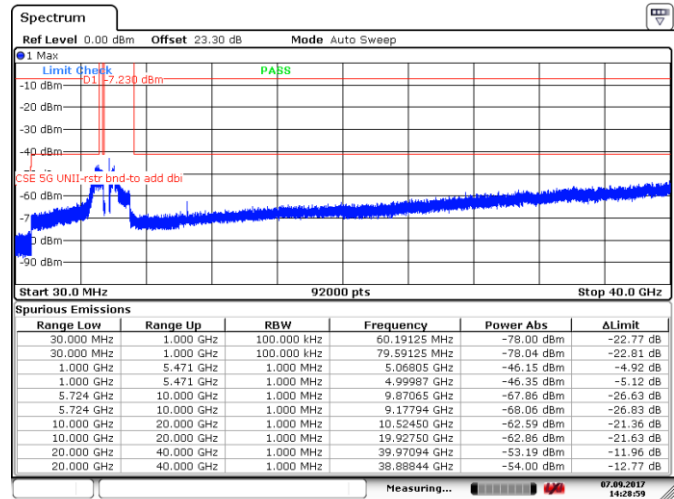
Date: 7.SEP.2017 14:21:11

**Figure 8.5-64:** Spurious emissions within restricted bands, 5 MHz channel, mid channel, 24 dBi antenna, ch1



Date: 7.SEP.2017 17:45:54

**Figure 8.5-65:** Spurious emissions within restricted bands, 5 MHz channel, high channel, 24 dBi antenna, cho

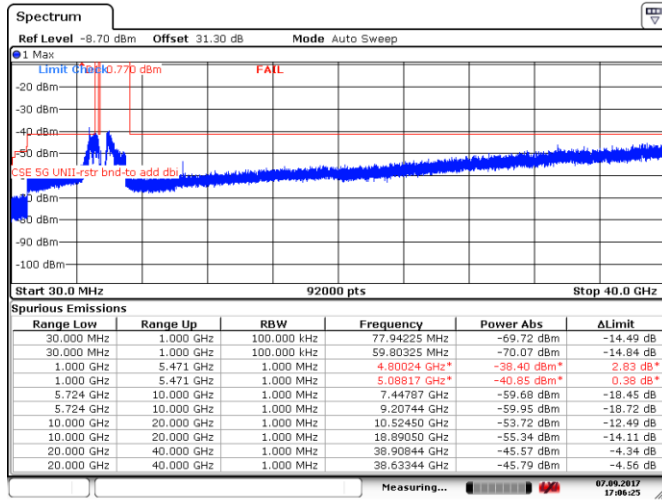


Date: 7.SEP.2017 14:28:59

**Figure 8.5-66:** Spurious emissions within restricted bands, 5 MHz channel, high channel, 24 dBi antenna, ch1

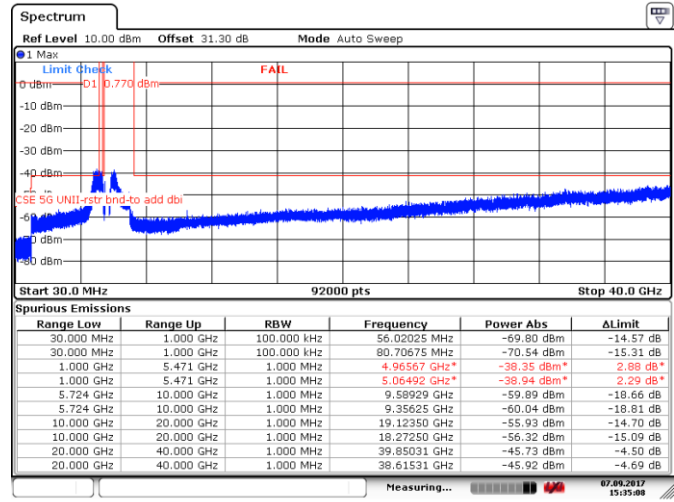
**Section 8**  
**Test name**  
**Specification**

Testing data  
 FCC 15.407(b) and RSS-247 6.2.3.2 Spurious (out-of-band) emissions  
 FCC Part 15 Subpart E and RSS-247 Issue 2



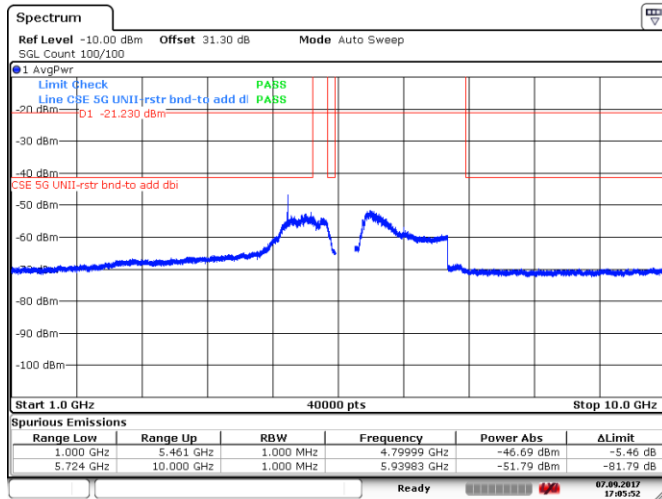
Date: 7.SEP.2017 17:06:24

Figure 8.5-67: Spurious emissions within restricted bands, 5 MHz channel, low channel, 32 dBi antenna, cho



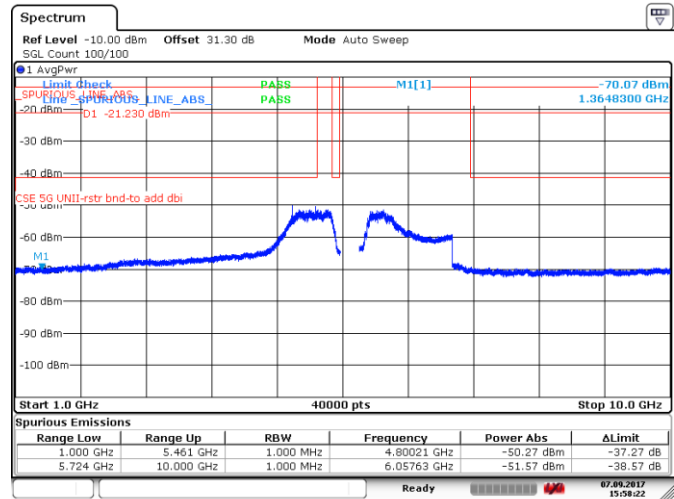
Date: 7.SEP.2017 15:35:07

Figure 8.5-68: Spurious emissions within restricted bands, 5 MHz channel, low channel, 32 dBi antenna, ch1



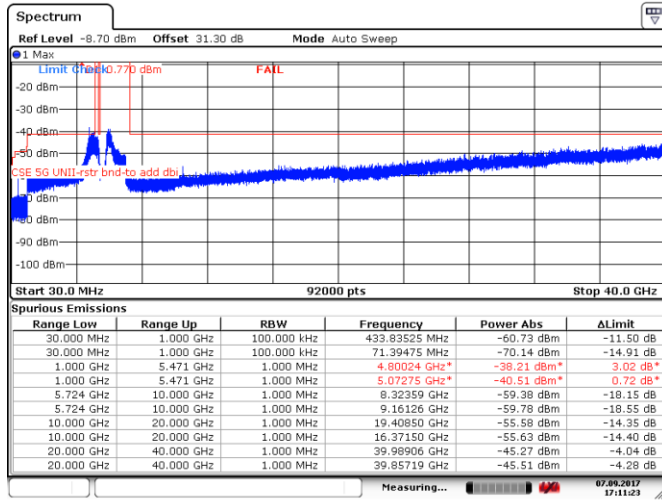
Date: 7.SEP.2017 17:05:52

Figure 8.5-69: Spurious emissions within restricted bands (RMS zoomed), 5 MHz channel, low channel, 32 dBi antenna, cho



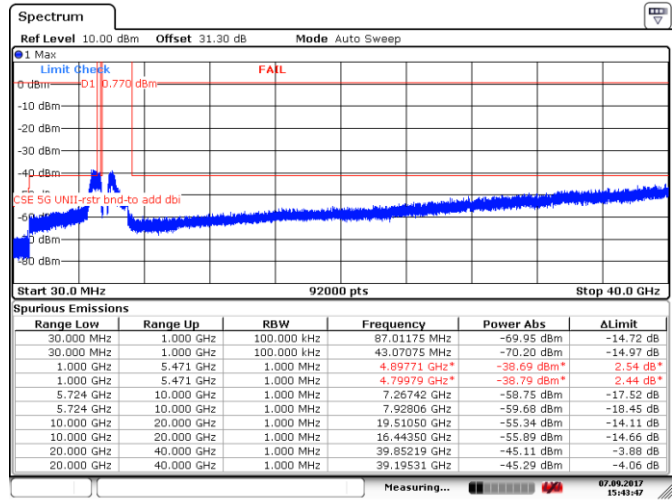
Date: 7.SEP.2017 15:58:22

Figure 8.5-70: Spurious emissions within restricted bands (RMS zoomed), 5 MHz channel, low channel, 32 dBi antenna, ch1



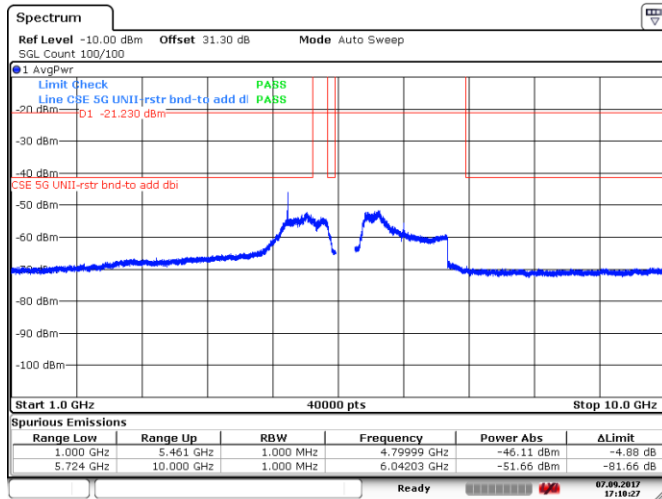
Date: 7.SEP.2017 17:11:23

Figure 8.5-71: Spurious emissions within restricted bands, 5 MHz channel, mid channel, 32 dBi antenna, cho



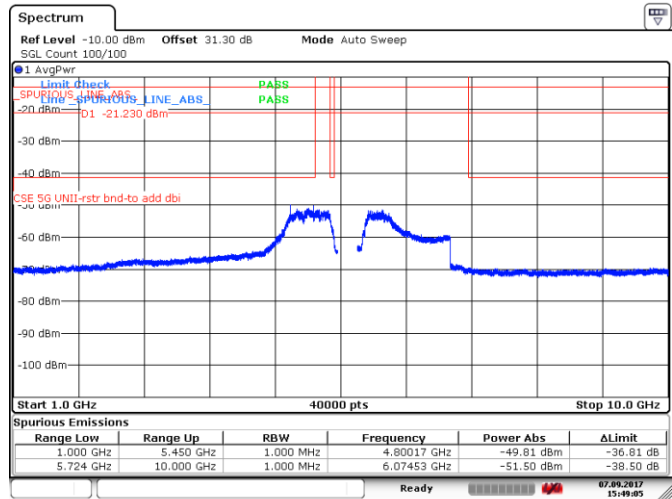
Date: 7.SEP.2017 15:43:46

Figure 8.5-72: Spurious emissions within restricted bands, 5 MHz channel, mid channel, 32 dBi antenna, ch1



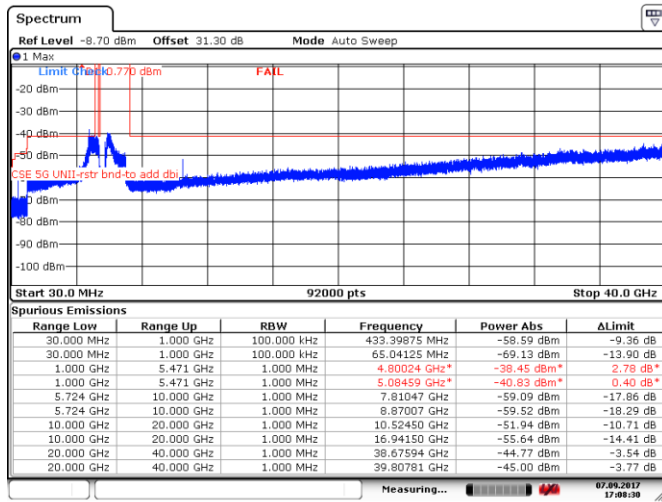
Date: 7.SEP.2017 17:10:27

Figure 8.5-73: Spurious emissions within restricted bands (RMS zoomed), 5 MHz channel, mid channel, 32 dBi antenna, cho



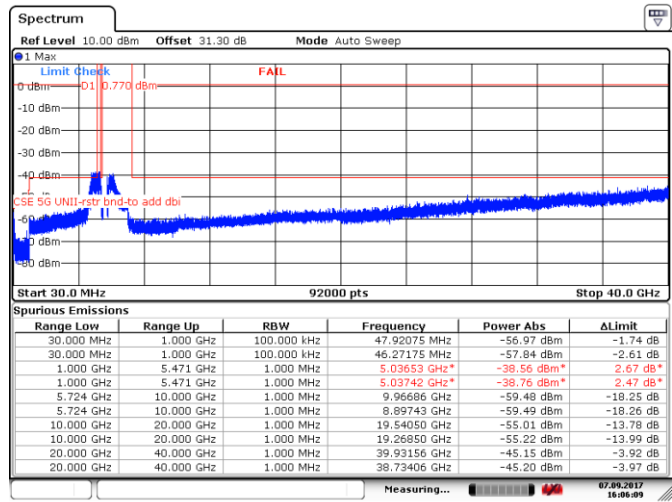
Date: 7.SEP.2017 15:49:04

Figure 8.5-74: Spurious emissions within restricted bands (RMS zoomed), 5 MHz channel, mid channel, 32 dBi antenna, ch1



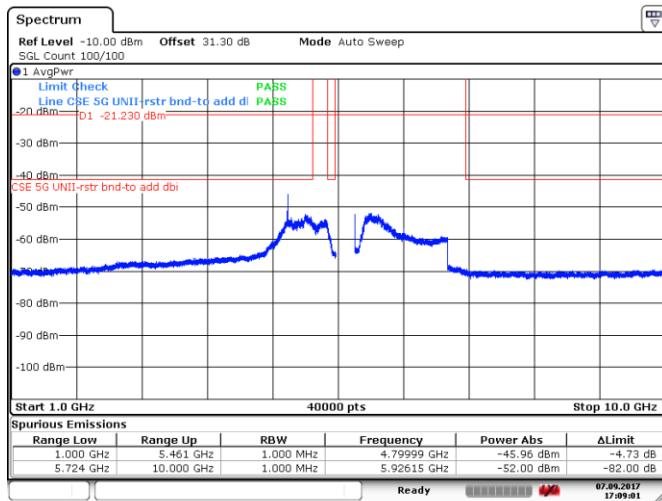
Date: 7.SEP.2017 17:08:30

Figure 8.5-75: Spurious emissions within restricted bands, 5 MHz channel, high channel, 32 dBi antenna, cho



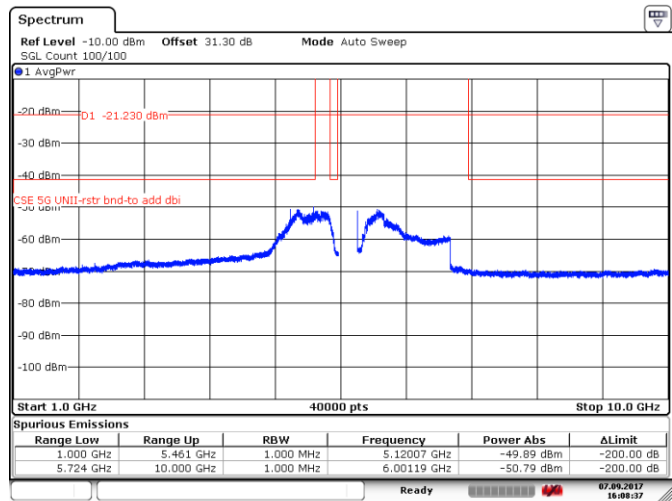
Date: 7.SEP.2017 16:06:09

Figure 8.5-76: Spurious emissions within restricted bands, 5 MHz channel, high channel, 32 dBi antenna, ch1



Date: 7.SEP.2017 17:09:01

Figure 8.5-77: Spurious emissions within restricted bands (RMS zoomed), 5 MHz channel, high channel, 32 dBi antenna, cho



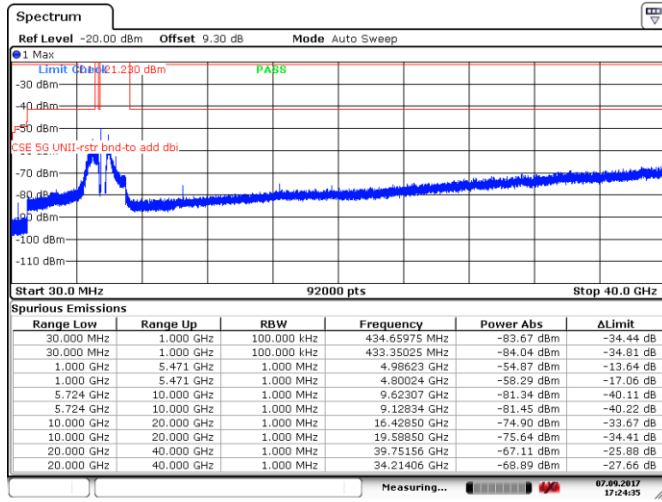
Date: 7.SEP.2017 16:08:37

Figure 8.5-78: Spurious emissions within restricted bands (RMS zoomed), 5 MHz channel, high channel, 32 dBi antenna, ch1



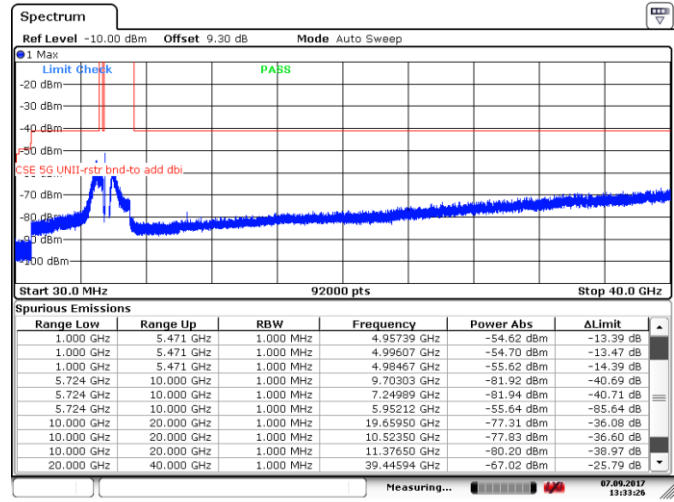
**Section 8**  
**Test name**  
**Specification**

Testing data  
 FCC 15.407(b) and RSS-247 6.2.3.2 Spurious (out-of-band) emissions  
 FCC Part 15 Subpart E and RSS-247 Issue 2



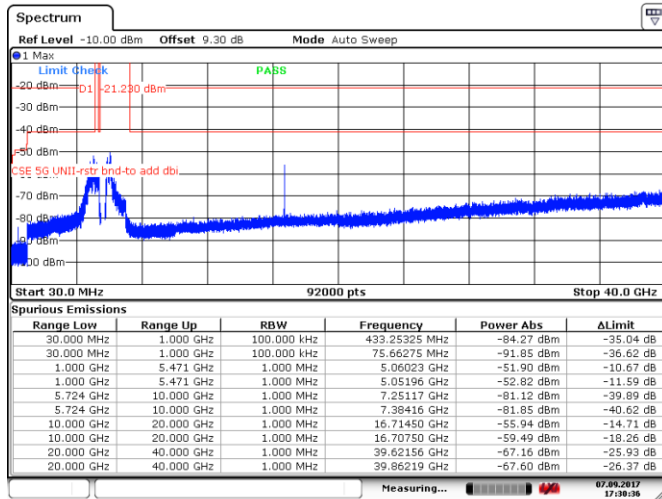
Date: 7.SEP.2017 17:24:35

**Figure 8.5-79:** Spurious emissions within restricted bands, 10 MHz channel, low channel, 10 dBi antenna, cho



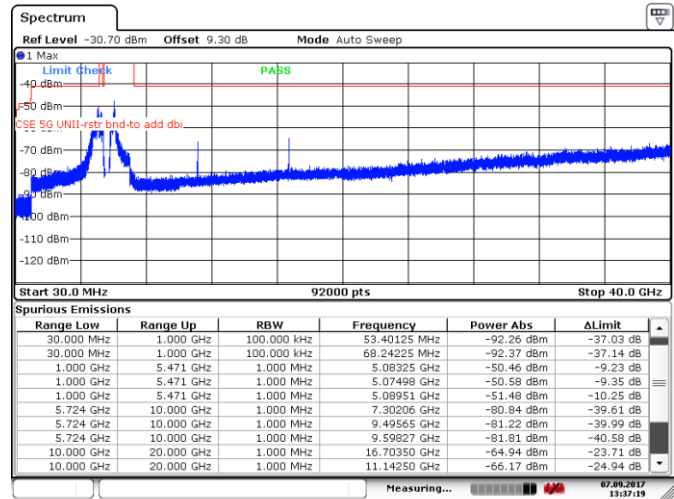
Date: 7.SEP.2017 13:33:28

**Figure 8.5-80:** Spurious emissions within restricted bands, 10 MHz channel, low channel, 10 dBi antenna, ch1



Date: 7.SEP.2017 17:30:36

**Figure 8.5-81:** Spurious emissions within restricted bands, 10 MHz channel, mid channel, 10 dBi antenna, cho

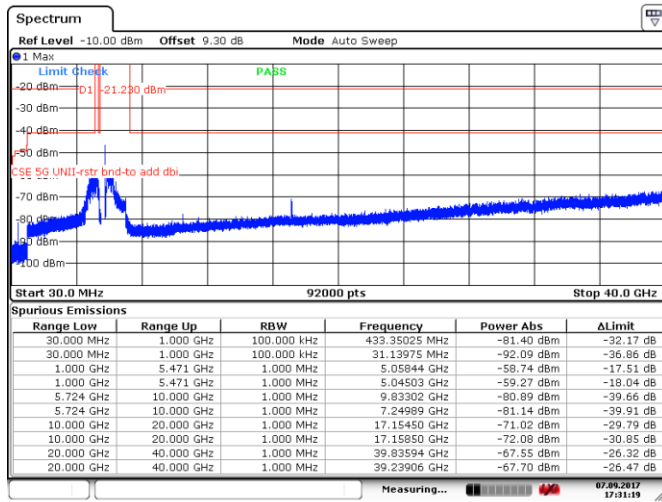


Date: 7.SEP.2017 13:37:18

**Figure 8.5-82:** Spurious emissions within restricted bands, 10 MHz channel, mid channel, 10 dBi antenna, ch1

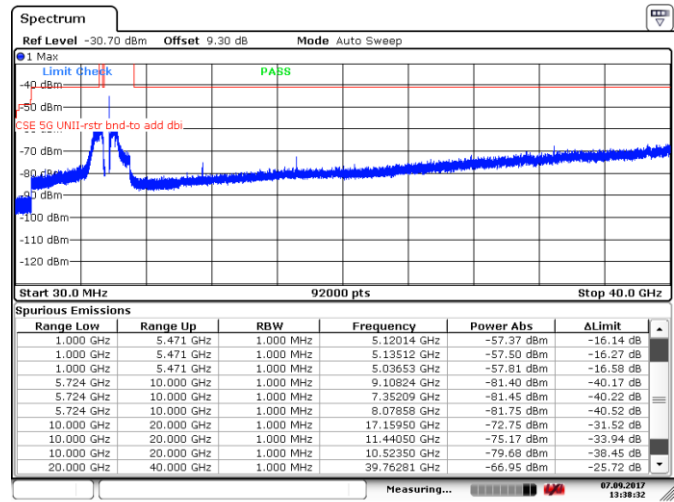
**Section 8**  
**Test name**  
**Specification**

Testing data  
 FCC 15.407(b) and RSS-247 6.2.3.2 Spurious (out-of-band) emissions  
 FCC Part 15 Subpart E and RSS-247 Issue 2



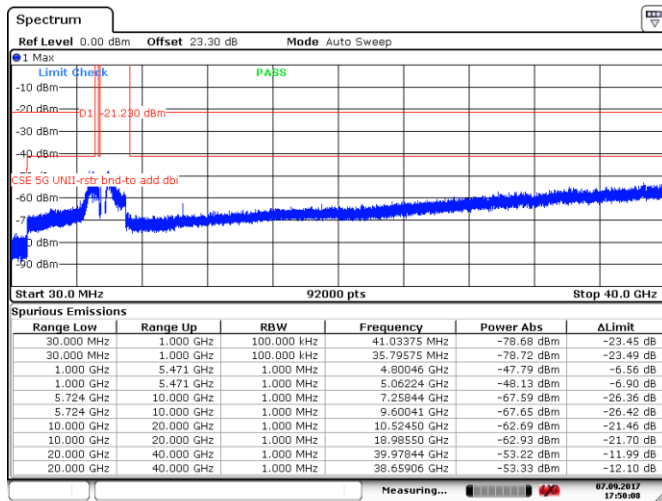
Date: 7.SEP.2017 17:31:18

**Figure 8.5-83:** Spurious emissions within restricted bands, 10 MHz channel, high channel, 10 dBi antenna, cho



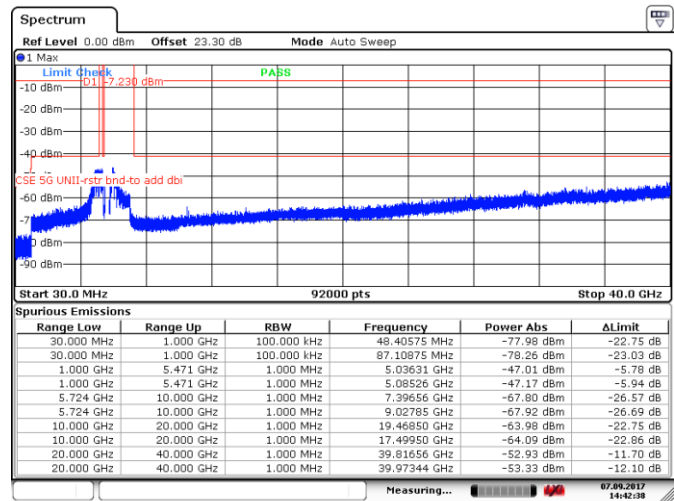
Date: 7.SEP.2017 13:38:32

**Figure 8.5-84:** Spurious emissions within restricted bands, 10 MHz channel, high channel, 10 dBi antenna, ch1



Date: 7.SEP.2017 17:50:08

**Figure 8.5-85:** Spurious emissions within restricted bands, 10 MHz channel, low channel, 24 dBi antenna, cho

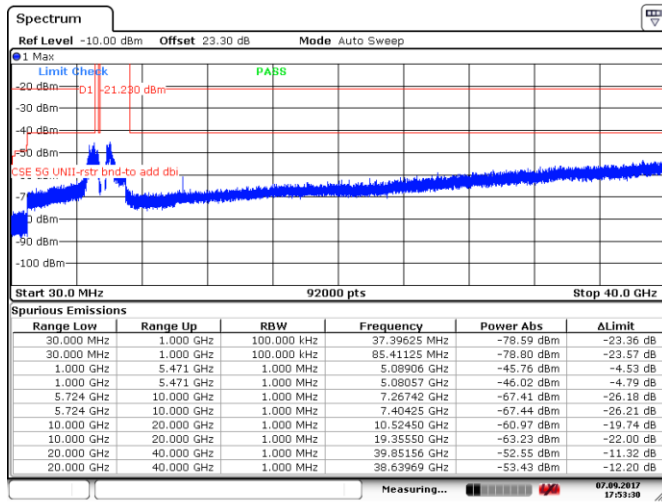


Date: 7.SEP.2017 14:42:37

**Figure 8.5-86:** Spurious emissions within restricted bands, 10 MHz channel, low channel, 24 dBi antenna, ch1

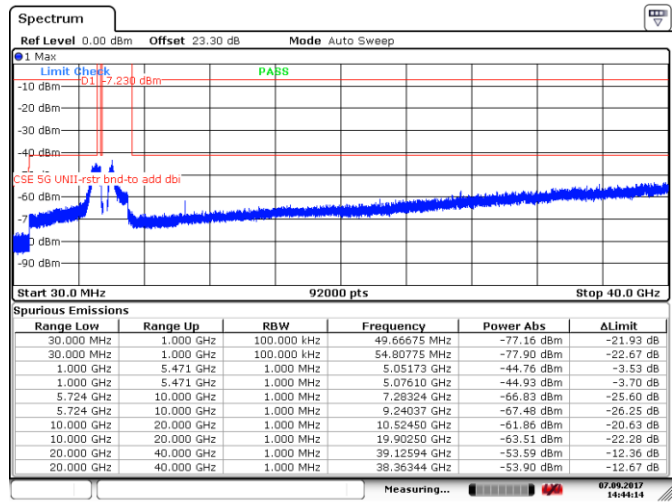
**Section 8**  
**Test name**  
**Specification**

Testing data  
 FCC 15.407(b) and RSS-247 6.2.3.2 Spurious (out-of-band) emissions  
 FCC Part 15 Subpart E and RSS-247 Issue 2



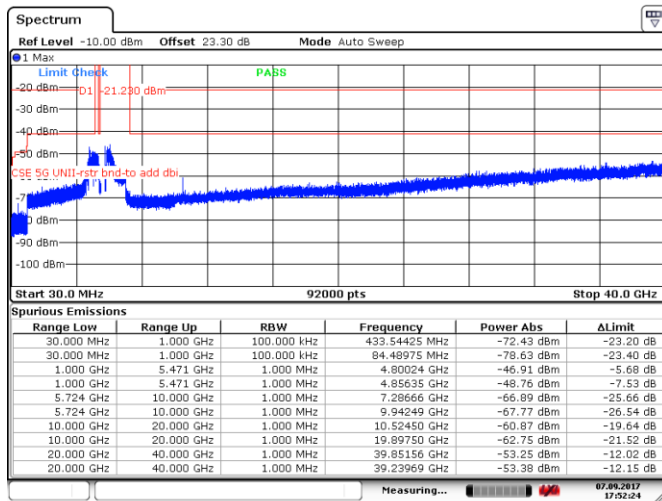
Date: 7.SEP.2017 17:53:29

**Figure 8.5-87:** Spurious emissions within restricted bands, 10 MHz channel, mid channel, 24 dBi antenna, cho



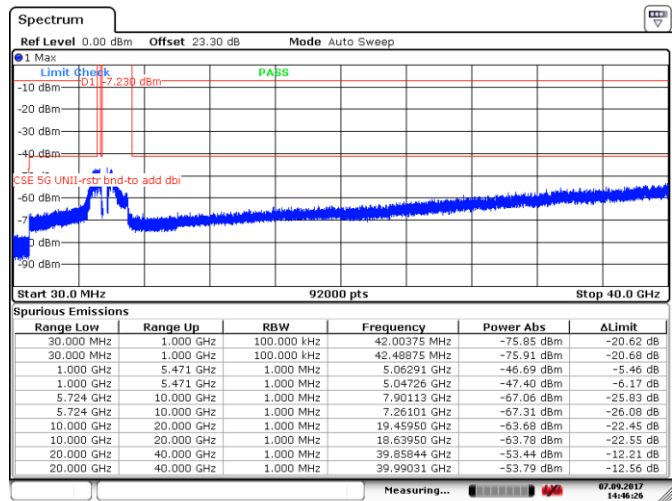
Date: 7.SEP.2017 14:44:14

**Figure 8.5-88:** Spurious emissions within restricted bands, 10 MHz channel, mid channel, 24 dBi antenna, ch1



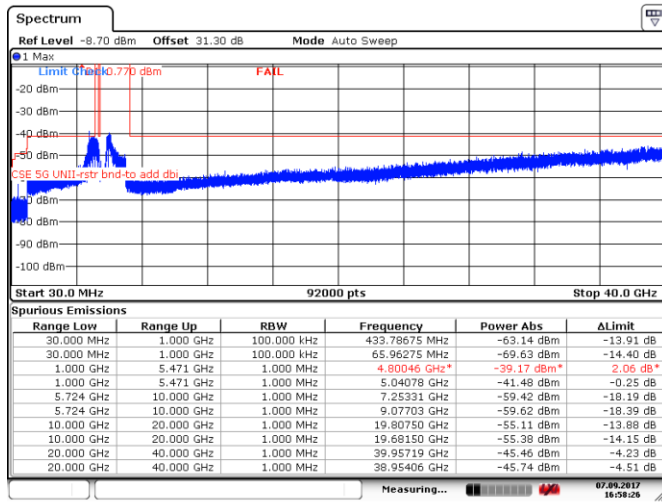
Date: 7.SEP.2017 17:52:24

**Figure 8.5-89:** Spurious emissions within restricted bands, 10 MHz channel, high channel, 24 dBi antenna, cho



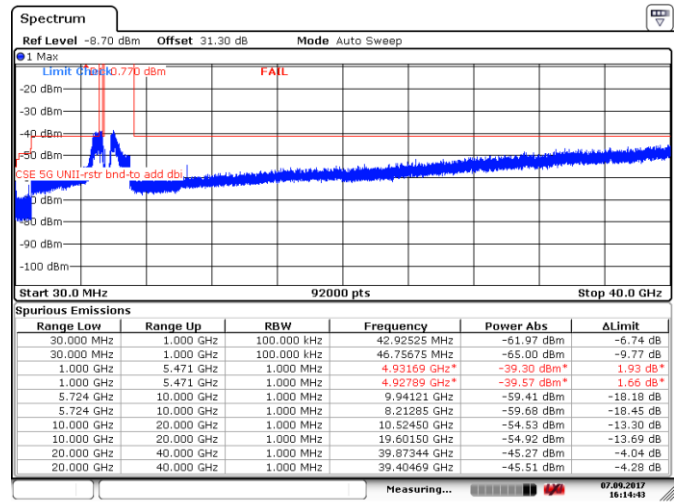
Date: 7.SEP.2017 14:46:25

**Figure 8.5-90:** Spurious emissions within restricted bands, 10 MHz channel, high channel, 24 dBi antenna, ch1



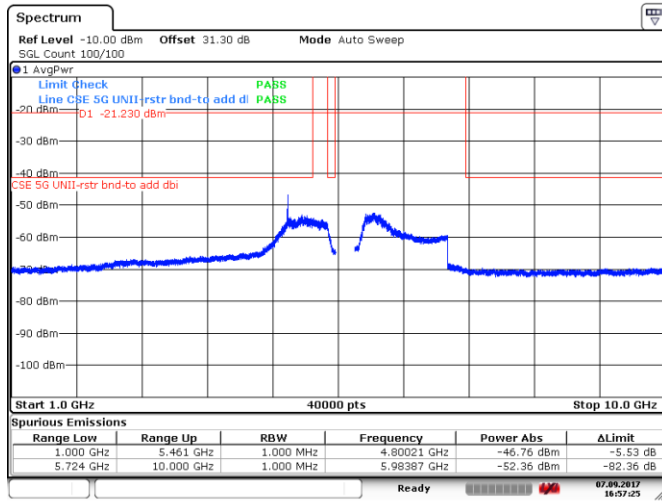
Date: 7.SEP.2017 16:58:26

Figure 8.5-91: Spurious emissions within restricted bands, 10 MHz channel, low channel, 32 dBi antenna, cho



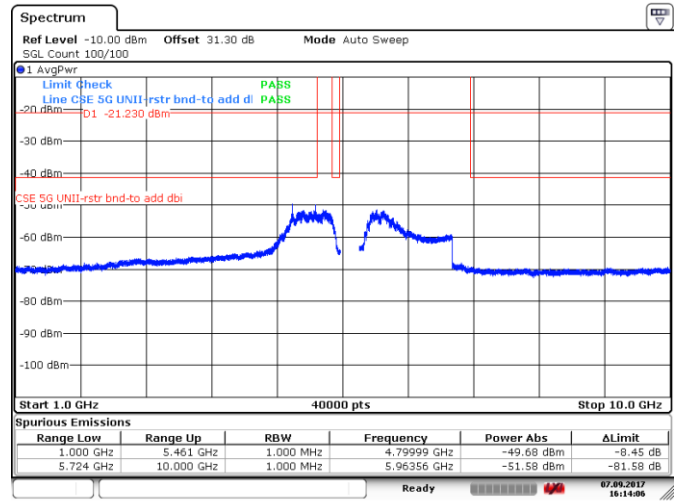
Date: 7.SEP.2017 16:14:42

Figure 8.5-92: Spurious emissions within restricted bands, 10 MHz channel, low channel, 32 dBi antenna, ch1



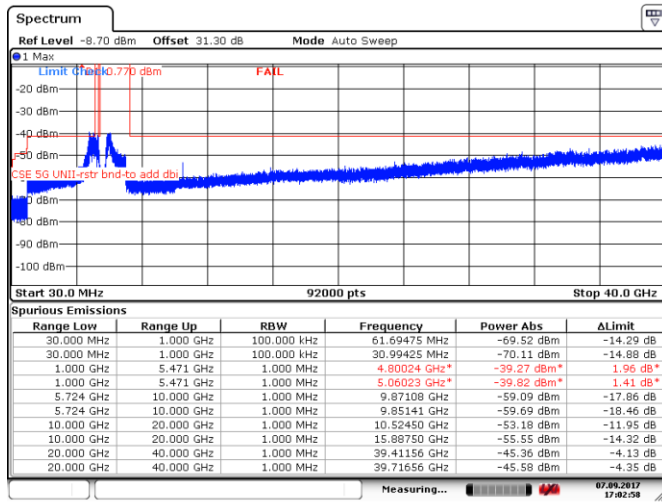
Date: 7.SEP.2017 16:57:25

Figure 8.5-93: Spurious emissions within restricted bands (RMS zoomed), 10 MHz channel, low channel, 32 dBi antenna, cho



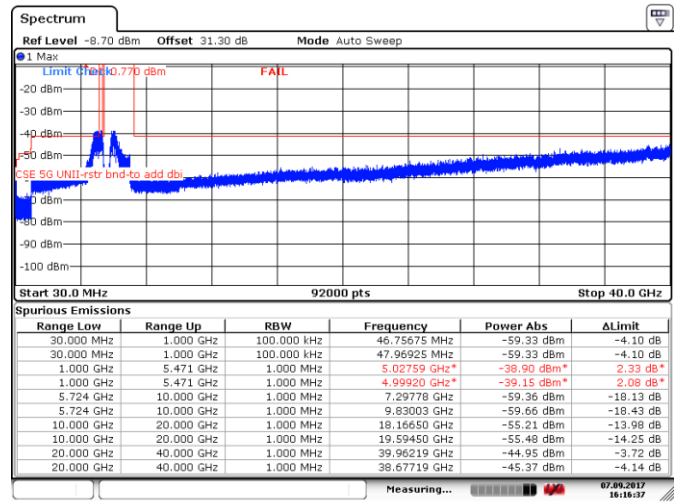
Date: 7.SEP.2017 16:14:06

Figure 8.5-94: Spurious emissions within restricted bands (RMS zoomed), 10 MHz channel, low channel, 32 dBi antenna, ch1



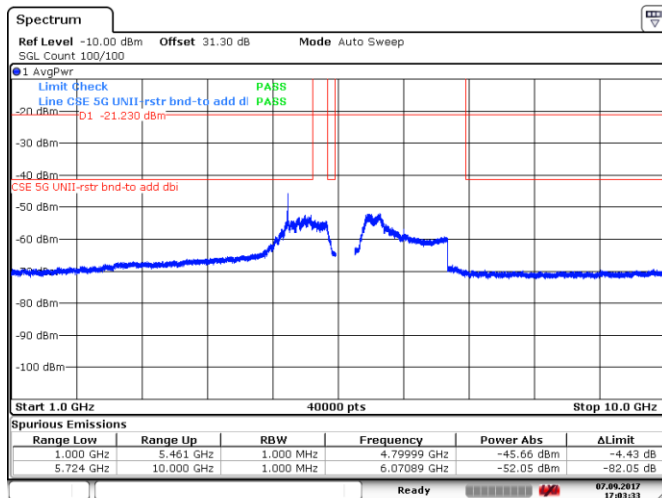
Date: 7.SEP.2017 17:02:58

Figure 8.5-95: Spurious emissions within restricted bands, 10 MHz channel, mid channel, 32 dBi antenna, cho



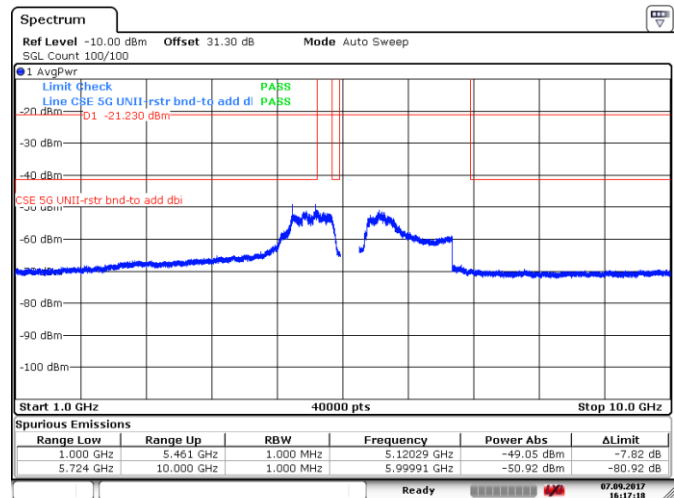
Date: 7.SEP.2017 16:16:37

Figure 8.5-96: Spurious emissions within restricted bands, 10 MHz channel, mid channel, 32 dBi antenna, ch1



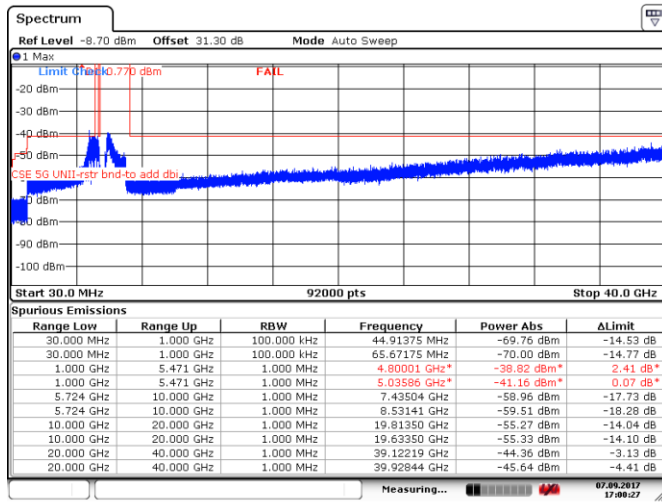
Date: 7.SEP.2017 17:03:34

Figure 8.5-97: Spurious emissions within restricted bands (RMS zoomed), 10 MHz channel, mid channel, 32 dBi antenna, cho



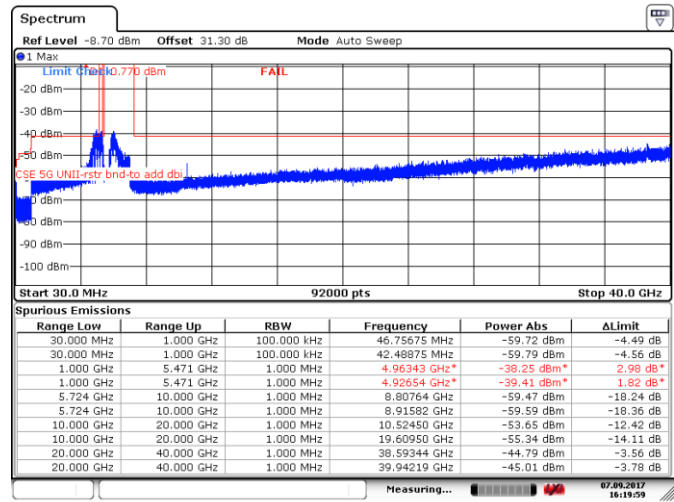
Date: 7.SEP.2017 16:17:18

Figure 8.5-98: Spurious emissions within restricted bands (RMS zoomed), 10 MHz channel, mid channel, 32 dBi antenna, ch1



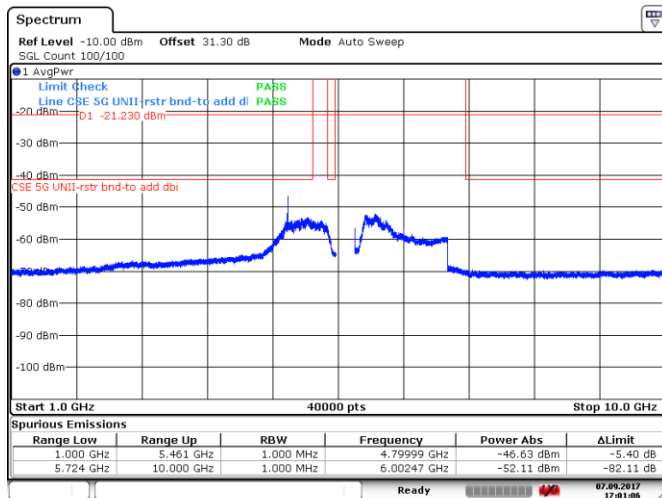
Date: 7.SEP.2017 17:00:26

Figure 8.5-99: Spurious emissions within restricted bands, 10 MHz channel, high channel, 32 dBi antenna, cho



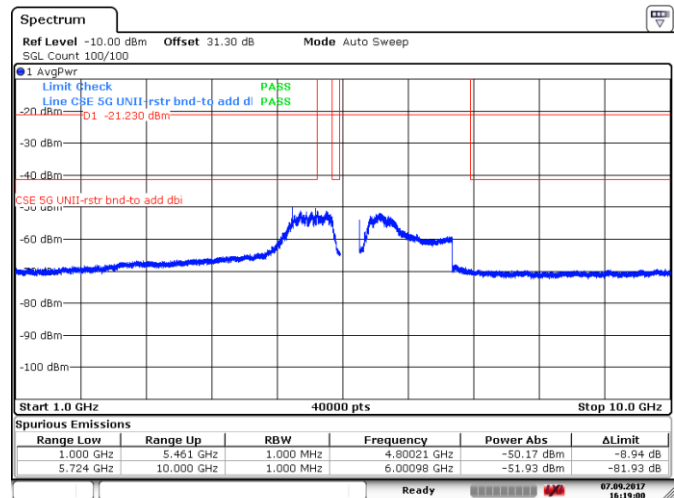
Date: 7.SEP.2017 16:19:59

Figure 8.5-100: Spurious emissions within restricted bands, 10 MHz channel, high channel, 32 dBi antenna, ch1



Date: 7.SEP.2017 17:01:06

Figure 8.5-101: Spurious emissions within restricted bands (RMS zoomed), 10 MHz channel, high channel, 32 dBi antenna, cho

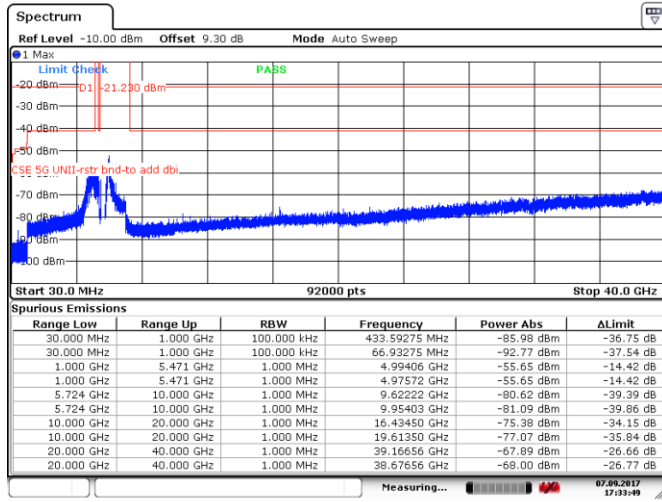


Date: 7.SEP.2017 16:19:00

Figure 8.5-102: Spurious emissions within restricted bands (RMS zoomed), 10 MHz channel, high channel, 32 dBi antenna, ch1

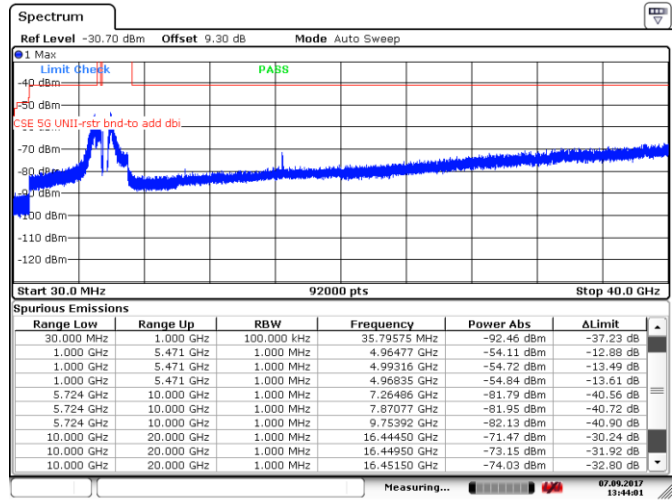
**Section 8**  
**Test name**  
**Specification**

Testing data  
 FCC 15.407(b) and RSS-247 6.2.3.2 Spurious (out-of-band) emissions  
 FCC Part 15 Subpart E and RSS-247 Issue 2



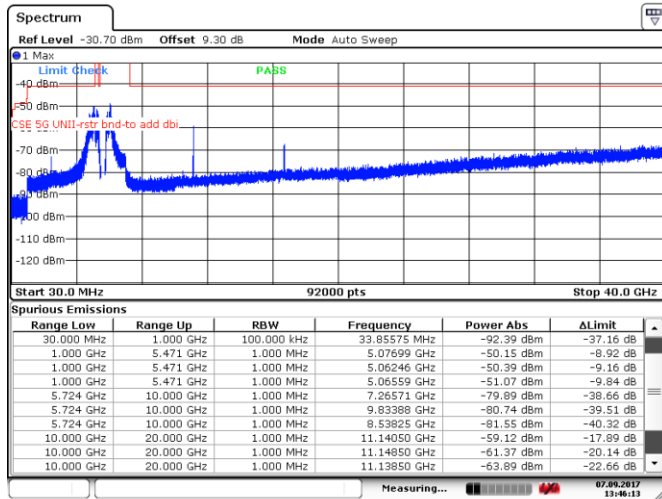
Date: 7.SEP.2017 17:33:49

**Figure 8.5-103:** Spurious emissions within restricted bands, 20 MHz channel, low channel, 10 dBi antenna, cho



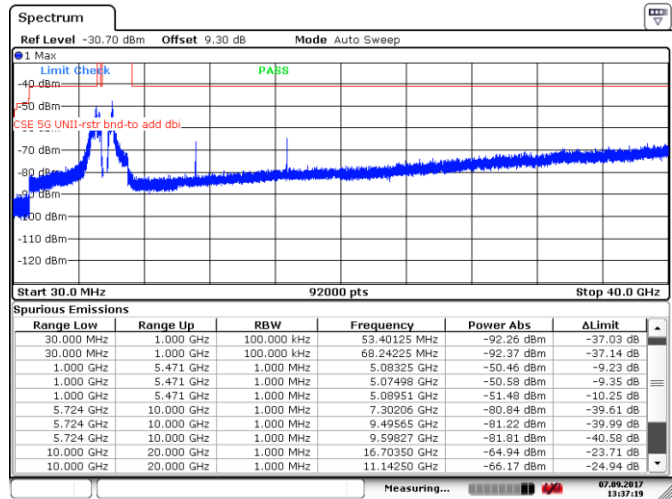
Date: 7.SEP.2017 13:44:00

**Figure 8.5-104:** Spurious emissions within restricted bands, 20 MHz channel, low channel, 10 dBi antenna, ch1



Date: 7.SEP.2017 13:46:12

**Figure 8.5-105:** Spurious emissions within restricted bands, 20 MHz channel, mid channel, 10 dBi antenna, cho

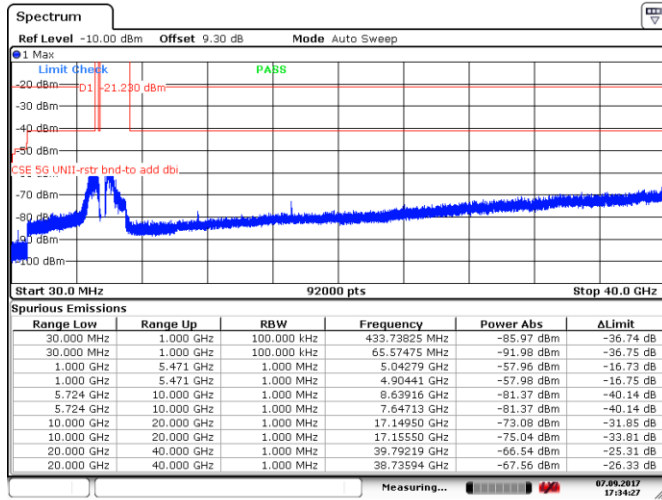


Date: 7.SEP.2017 13:37:18

**Figure 8.5-106:** Spurious emissions within restricted bands, 20 MHz channel, mid channel, 10 dBi antenna, ch1

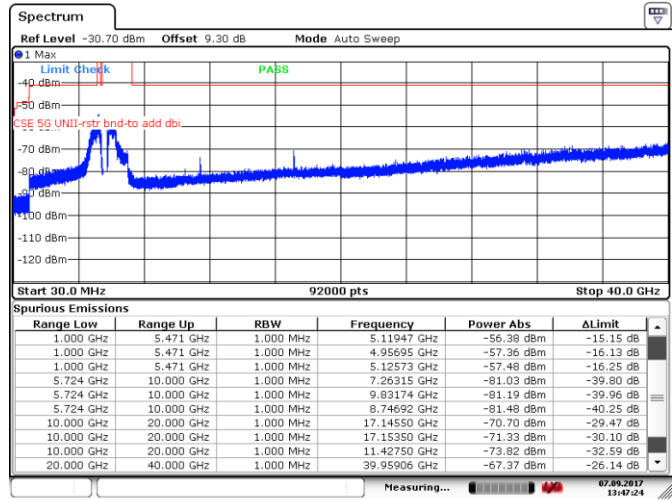
**Section 8**  
**Test name**  
**Specification**

Testing data  
 FCC 15.407(b) and RSS-247 6.2.3.2 Spurious (out-of-band) emissions  
 FCC Part 15 Subpart E and RSS-247 Issue 2



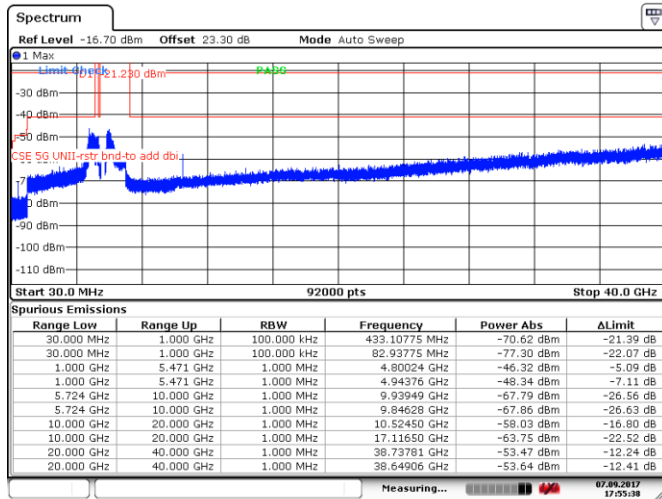
Date: 7.SEP.2017 17:34:26

**Figure 8.5-107:** Spurious emissions within restricted bands, 20 MHz channel, high channel, 10 dBi antenna, cho



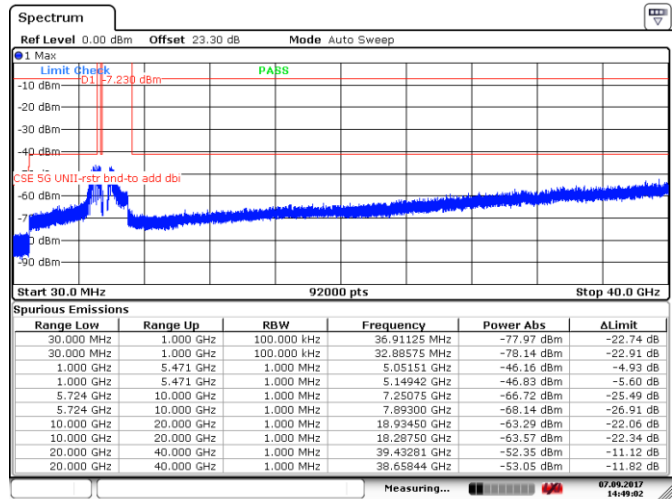
Date: 7.SEP.2017 13:47:23

**Figure 8.5-108:** Spurious emissions within restricted bands, 20MHz channel, high channel, 10 dBi antenna, ch1



Date: 7.SEP.2017 17:55:37

**Figure 8.5-109:** Spurious emissions within restricted bands, 20 MHz channel, low channel, 24 dBi antenna, cho



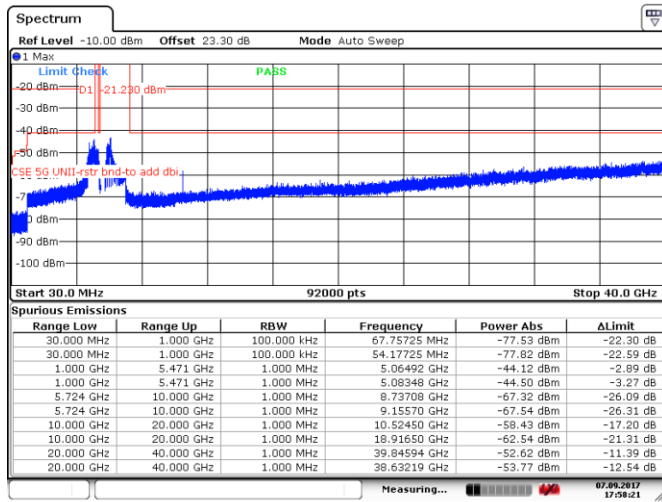
Date: 7.SEP.2017 14:49:01

**Figure 8.5-110:** Spurious emissions within restricted bands, 20MHz channel, low channel, 24 dBi antenna, ch1



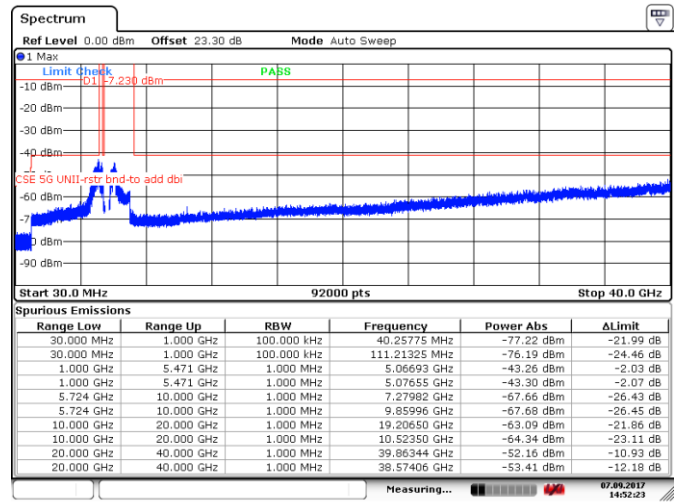
**Section 8**  
**Test name**  
**Specification**

Testing data  
 FCC 15.407(b) and RSS-247 6.2.3.2 Spurious (out-of-band) emissions  
 FCC Part 15 Subpart E and RSS-247 Issue 2



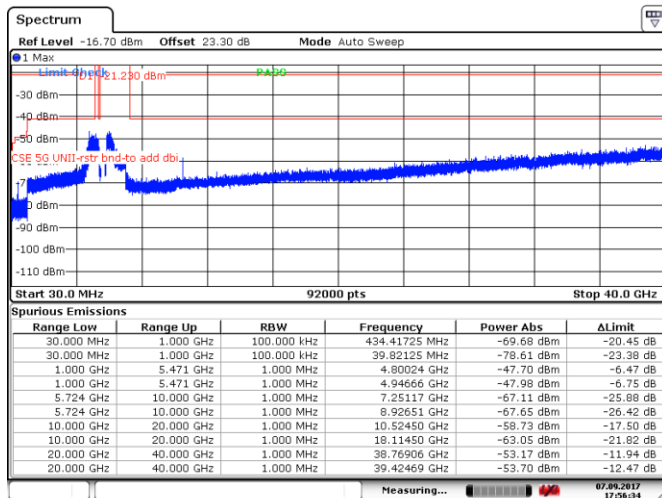
Date: 7.SEP.2017 17:58:20

**Figure 8.5-111:** Spurious emissions within restricted bands, 20 MHz channel, mid channel, 24 dBi antenna, cho



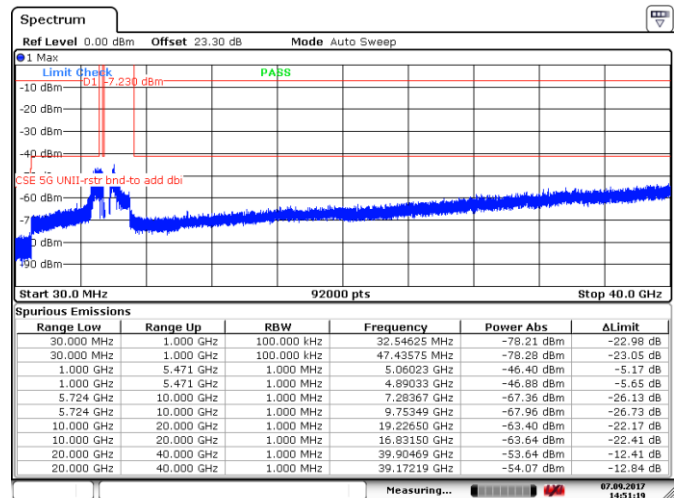
Date: 7.SEP.2017 14:52:22

**Figure 8.5-112:** Spurious emissions within restricted bands, 20 MHz channel, mid channel, 24 dBi antenna, ch1



Date: 7.SEP.2017 17:56:33

**Figure 8.5-113:** Spurious emissions within restricted bands, 20 MHz channel, high channel, 24 dBi antenna, cho

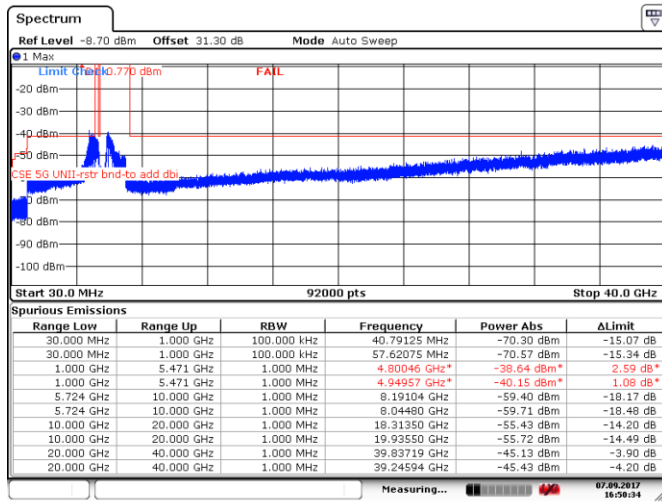


Date: 7.SEP.2017 14:51:18

**Figure 8.5-114:** Spurious emissions within restricted bands, 20 MHz channel, high channel, 24 dBi antenna, ch1

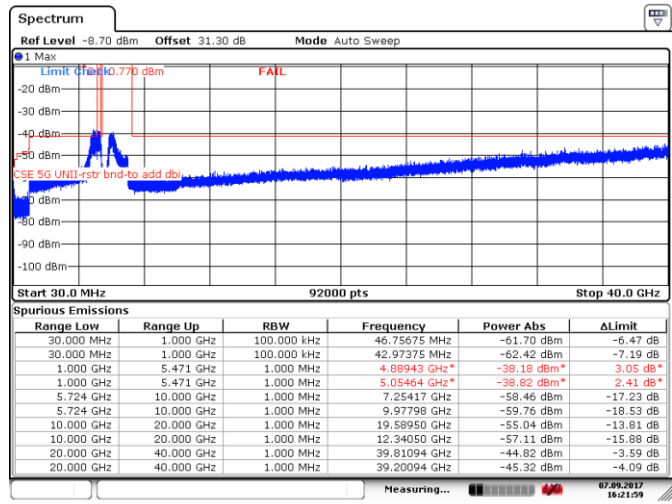
**Section 8**  
**Test name**  
**Specification**

Testing data  
 FCC 15.407(b) and RSS-247 6.2.3.2 Spurious (out-of-band) emissions  
 FCC Part 15 Subpart E and RSS-247 Issue 2



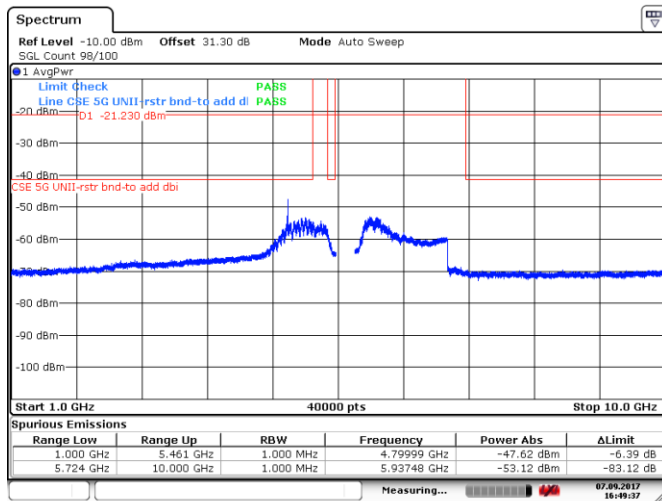
Date: 7.SEP.2017 16:50:33

Figure 8.5-115: Spurious emissions within restricted bands, 20 MHz channel, low channel, 32 dBi antenna, cho



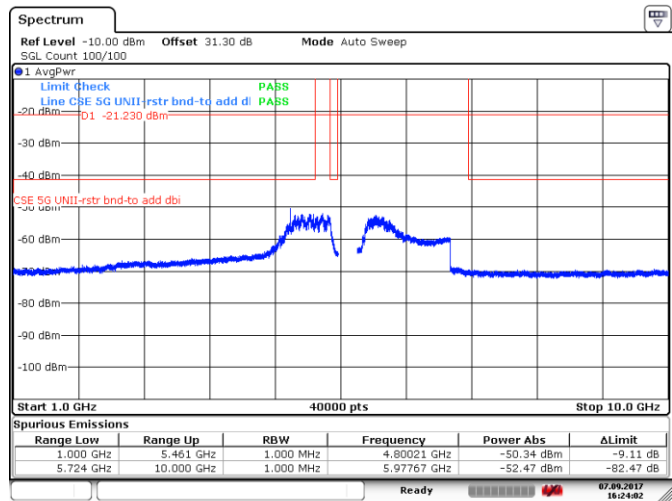
Date: 7.SEP.2017 16:21:58

Figure 8.5-116: Spurious emissions within restricted bands, 20 MHz channel, low channel, 32 dBi antenna, ch1



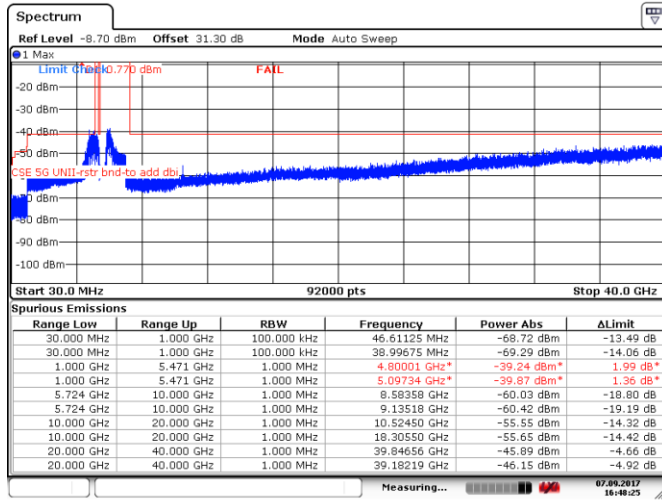
Date: 7.SEP.2017 16:49:37

Figure 8.5-117: Spurious emissions within restricted bands (RMS zoomed), 20 MHz channel, low channel, 32 dBi antenna, cho



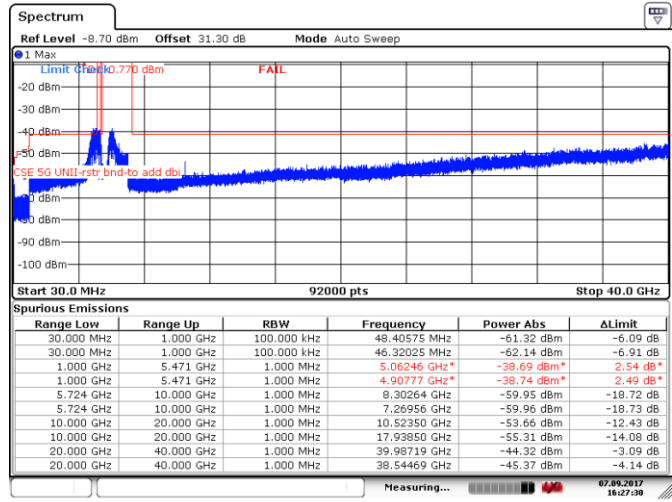
Date: 7.SEP.2017 16:24:02

Figure 8.5-118: Spurious emissions within restricted bands (RMS zoomed), 20 MHz channel, low channel, 32 dBi antenna, ch1



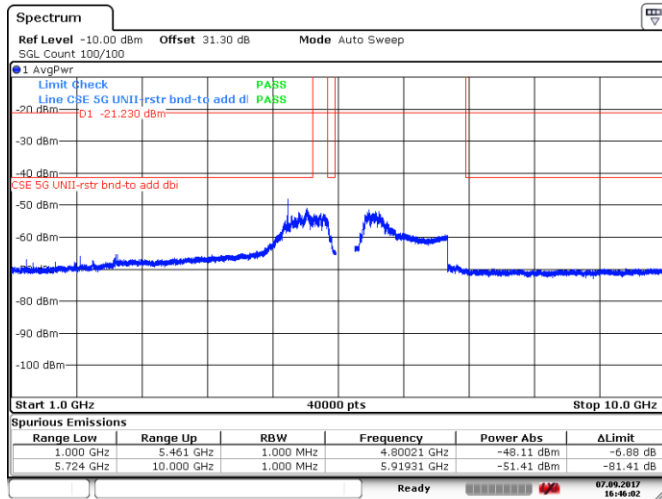
Date: 7.SEP.2017 16:48:24

Figure 8.5-119: Spurious emissions within restricted bands, 20 MHz channel, mid channel, 32 dBi antenna, cho



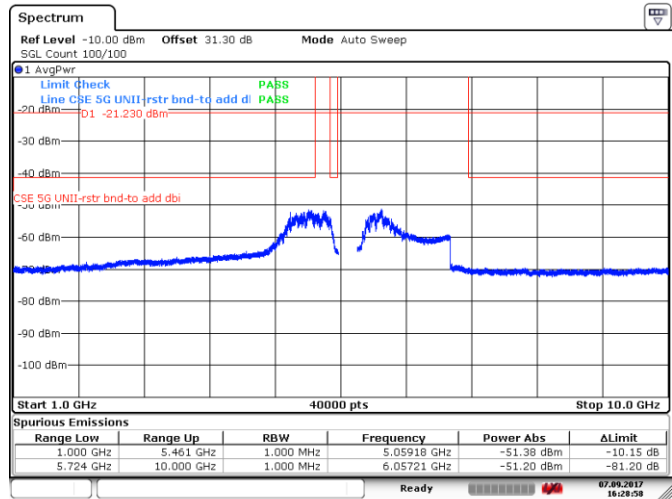
Date: 7.SEP.2017 16:27:30

Figure 8.5-120: Spurious emissions within restricted bands, 20 MHz channel, mid channel, 32 dBi antenna, ch1



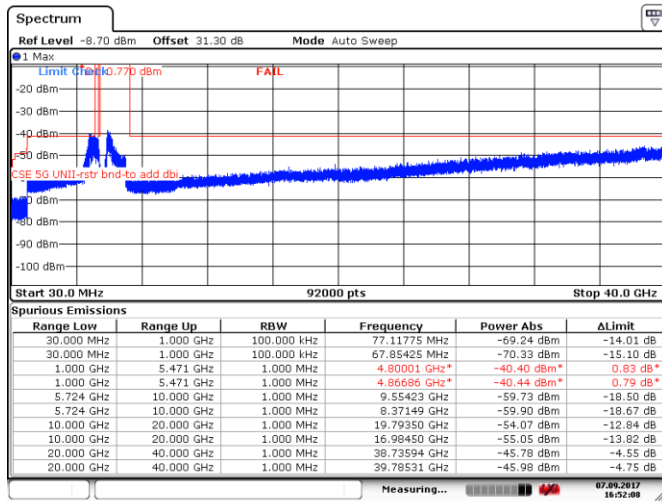
Date: 7.SEP.2017 16:46:02

Figure 8.5-121: Spurious emissions within restricted bands (RMS zoomed), 20 MHz channel, mid channel, 32 dBi antenna, cho



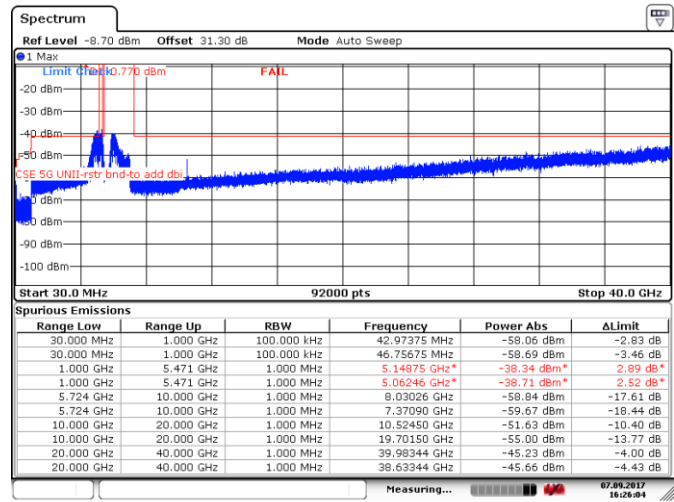
Date: 7.SEP.2017 16:28:58

Figure 8.5-122: Spurious emissions within restricted bands (RMS zoomed), 20 MHz channel, mid channel, 32 dBi antenna, ch1



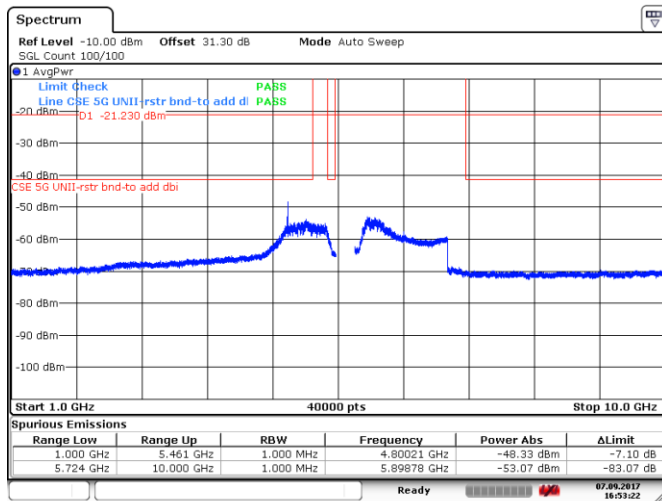
Date: 7.SEP.2017 16:52:07

Figure 8.5-123: Spurious emissions within restricted bands, 20 MHz channel, high channel, 32 dBi antenna, cho



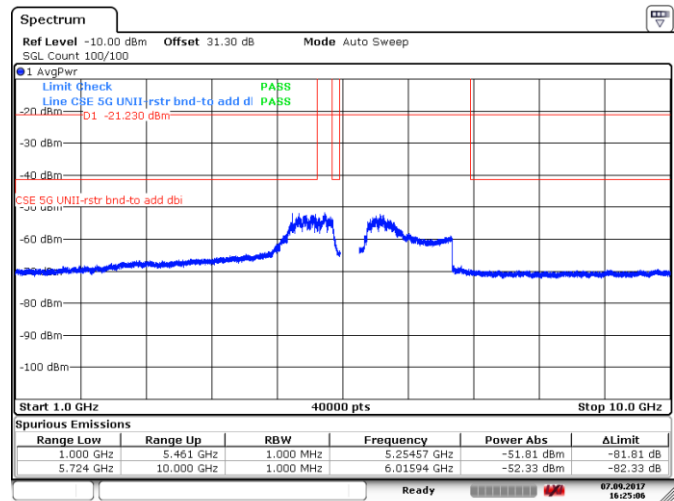
Date: 7.SEP.2017 16:26:04

Figure 8.5-124: Spurious emissions within restricted bands, 20 MHz channel, high channel, 32 dBi antenna, ch1



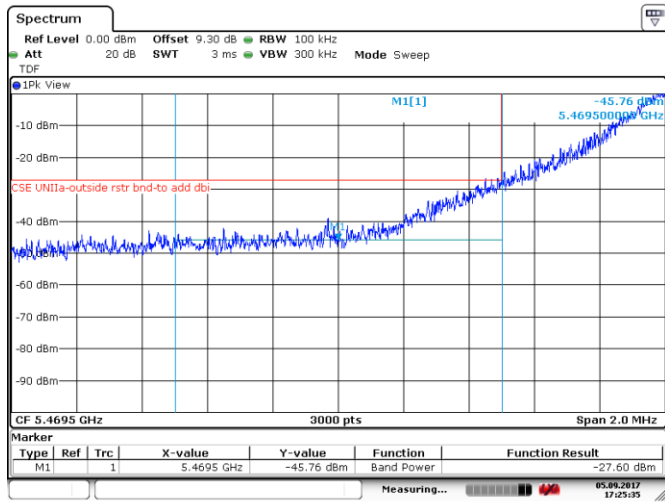
Date: 7.SEP.2017 16:53:22

Figure 8.5-125: Spurious emissions within restricted bands (RMS zoomed), 20 MHz channel, high channel, 32 dBi antenna, cho



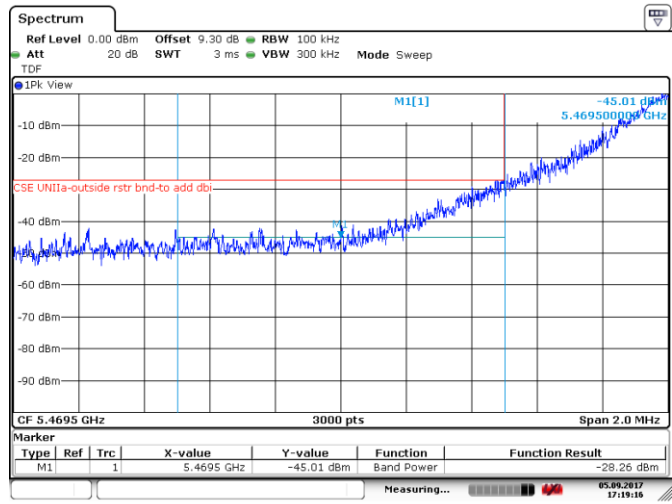
Date: 7.SEP.2017 16:25:06

Figure 8.5-126: Spurious emissions within restricted bands (RMS zoomed), 20 MHz channel, high channel, 32 dBi antenna, ch1



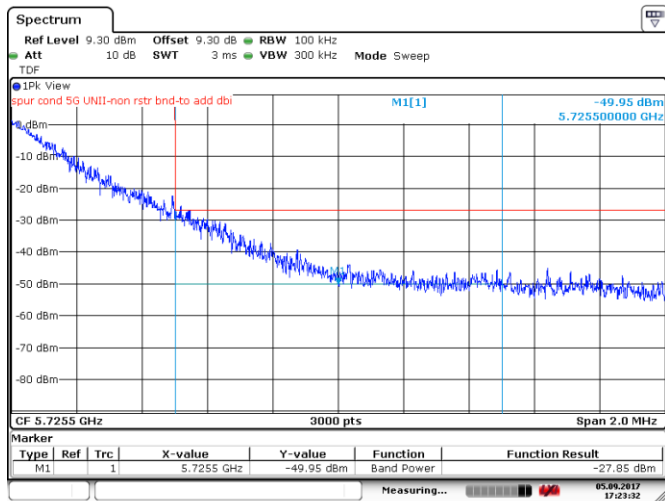
Date: 5.SEP.2017 17:25:35

Figure 8.5-127: Lower band edge for FCC, 5 MHz channel, 10 dBi antenna, cho



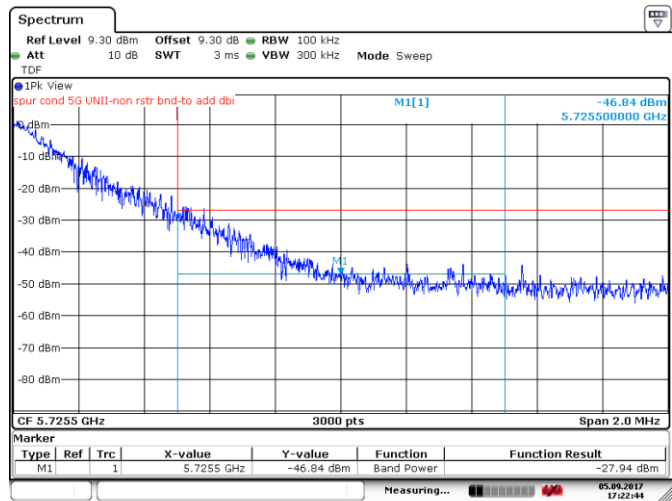
Date: 5.SEP.2017 17:19:16

Figure 8.5-128: Lower band edge for FCC, 5 MHz channel, 10 dBi antenna, ch1



Date: 5.SEP.2017 17:23:32

Figure 8.5-129: Upper band edge for FCC, 5 MHz channel, 10 dBi antenna, cho



Date: 5.SEP.2017 17:22:44

Figure 8.5-130: Upper band edge for FCC, 5 MHz channel, 10 dBi antenna, ch1