


## ANNEX 2: TEST SETUP

ACCESS NODE (5.735-5.815 GHz), Model AN-50

PHOTO # 1

FCC ID: QC8-AN50

Test Setup for Model AN-50 with Model MT-586001, 28 dBi Gain Antenna




## ANNEX 2: TEST SETUP

ACCESS NODE (5.735-5.815 GHz), Model AN-50

PHOTO # 2

FCC ID: QC8-AN50

Test Setup for Model AN-50 with Model MT-586001, 28 dBi Gain Antenna




## ANNEX 2: TEST SETUP

ACCESS NODE (5.735-5.815 GHz), Model AN-50

PHOTO # 3

FCC ID: QC8-AN50

Test Setup for Model AN-50 with Model MT-585002, 23 dBi Gain Antenna





## ANNEX 2: TEST SETUP

ACCESS NODE (5.735-5.815 GHz), Model AN-50

PHOTO # 4

FCC ID: QC8-AN50

Test Setup for Model AN-50 with Model MT-585002, 23 dBi Gain Antenna

