


ANNEX 1 - TEST SETUP PHOTOGRAPHS

Power Line Conducted Emissions Test Configuration 1: External Wall Plug-in Adapter



ANNEX 1 - TEST SETUP PHOTOGRAPHS

Power Line Conducted Emissions Test Configuration 1: External Wall Plug-in Adapter



ANNEX 1 - TEST SETUP PHOTOGRAPHS

Power Line Conducted Emissions Test Configuration 2: Power over Ethernet (PoE) Injector



ANNEX 1 - TEST SETUP PHOTOGRAPHS


Power Line Conducted Emissions Test Configuration 2: Power over Ethernet (PoE) Injector



Bioscrypt, Inc.
V-Station 4G , Model 4GSTU1GGCMW
FCC ID: QC4-4GSTNG


ANNEX 1 - TEST SETUP PHOTOGRAPHS

Radiated Emissions at 10m Distance (for frequency below 30 MHz)




ANNEX 1 - TEST SETUP PHOTOGRAPHS

Radiated Emissions at 3m Distance (for frequency above 30 MHz)



ANNEX 1 - TEST SETUP PHOTOGRAPHS

Radiated Emissions at 3m Distance (for frequency above 30 MHz)



ANNEX 1 - TEST SETUP PHOTOGRAPHS

Radiated Emissions

