


ANNEX 1 - TEST SETUP PHOTOGRAPHS

Power Line Conducted Emissions Test Configuration 1: External 12 VDC Power Source



ANNEX 1 - TEST SETUP PHOTOGRAPHS

Power Line Conducted Emissions Test Configuration 1: External 12 VDC Power Source



Bioscrypt, Inc.
4G FingerVein Station, Model 4GFVSTGW
FCC ID: QC4-4GFVSTGW

ANNEX 1 - TEST SETUP PHOTOGRAPHS

**Power Line Conducted Emissions
Test Configuration 2: Power over Ethernet (PoE) Injector**



ANNEX 1 - TEST SETUP PHOTOGRAPHS

Power Line Conducted Emissions Test Configuration 2: Power over Ethernet (PoE) Injector



ANNEX 1 - TEST SETUP PHOTOGRAPHS


Radiated Emissions at 10 m Distance (for frequencies below 30 MHz)



Bioscrypt, Inc.
4G FingerVein Station, Model 4GFVSTGW
FCC ID: QC4-4GFVSTGW


ANNEX 1 - TEST SETUP PHOTOGRAPHS

Radiated Emissions at 10 m Distance (for frequencies at or above 30 MHz)



ANNEX 1 - TEST SETUP PHOTOGRAPHS


Radiated Emissions at 3 m Distance (for frequencies at or above 30 MHz)



Bioscrypt, Inc.
4G FingerVein Station, Model 4GFVSTGW
FCC ID: QC4-4GFVSTGW

ANNEX 1 - TEST SETUP PHOTOGRAPHS

Radiated Emissions at 3 m Distance (for frequencies above 1000 MHz)



Bioscrypt, Inc.
4G FingerVein Station, Model 4GFVSTGW
FCC ID: QC4-4GFVSTGW

ANNEX 1 - TEST SETUP PHOTOGRAPHS

Radiated Emissions



Bioscrypt, Inc.
4G FingerVein Station, Model 4GFVSTGW
FCC ID: QC4-4GFVSTGW