


12.2. RADIATED RF MEASUREMENT SETUP (BELOW 1 GHz)

12.2.1. AC UNIT



12.2.2. POE UNIT


RADIATED FRONT PHOTO (BELOW 1 GHz)



RADIATED BACK PHOTO (BELOW 1 GHz)




12.3. RADIATED RF MEASUREMENT SETUP (ABOVE 1 GHz)





RADIATED FRONT PHOTO (ABOVE 1 GHz)



RADIATED BACK PHOTO (ABOVE 1 GHz)




12.4. POWERLINE CONDUCTED EMISSIONS MEASUREMENT SETUP





LINE CONDUCTED FRONT PHOTO (PoE)



LINE CONDUCTED BACK PHOTO (PoE)



12.5. DYNAMIC FREQUENCY SELECTION MEASUREMENT SETUP



END OF REPORT