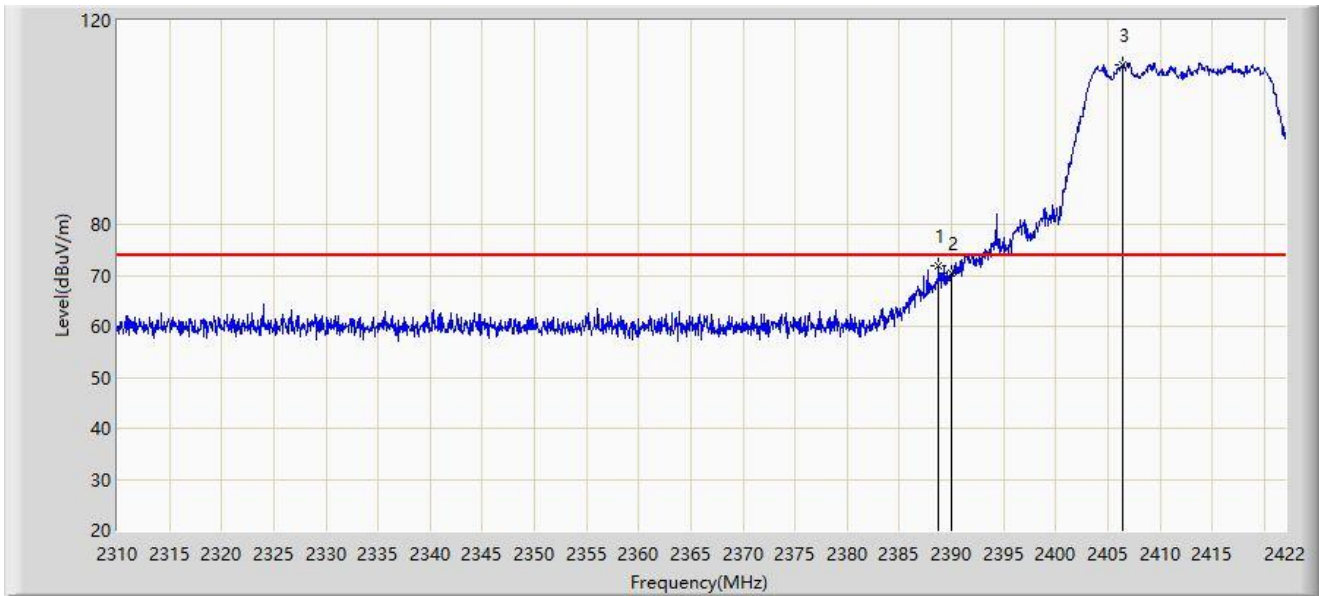


Site: WZ-AC2	Test Date: 2023-06-20
Limit: FCC_2.4G_RE(3m)	Engineer: Bob Zhang
Probe: BBHA9120D_1457_1-18GHz	Polarity: Vertical
EUT: HPE Aruba User Experience Sensor	Power: AC 120V/60Hz
Test Mode: Transmit by 802.11n-HT20 at 2412MHz	



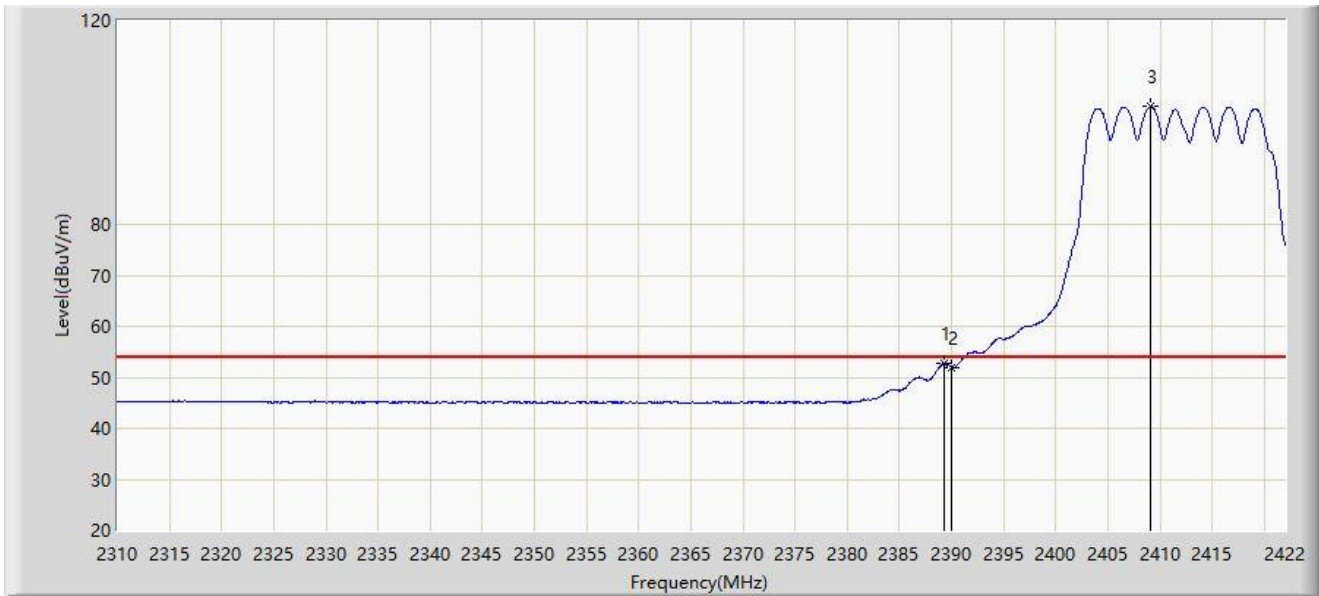
No	Mark	Frequency (MHz)	Measure Level (dB μ V/m)	Reading Level (dB μ V)	Margin (dB)	Limit (dB μ V/m)	Factor (dB/m)	Type
1	*	2388.792	71.846	40.223	-2.154	74.000	31.623	PK
2		2390.000	70.493	38.878	-3.507	74.000	31.615	PK
3		2406.432	111.193	79.656	N/A	N/A	31.537	PK

Note 1: " * ", means this data is the worst emission level.

Note 2: Measure Level (dB μ V/m) = Reading Level (dB μ V) + Factor (dB/m).

Note 3: Factor (dB/m) = Cable Loss (dB) + Antenna Factor (dB/m).

Site: WZ-AC2	Test Date: 2023-06-20
Limit: FCC_2.4G_RE(3m)	Engineer: Bob Zhang
Probe: BBHA9120D_1457_1-18GHz	Polarity: Vertical
EUT: HPE Aruba User Experience Sensor	Power: AC 120V/60Hz
Test Mode: Transmit by 802.11n-HT20 at 2412MHz	



No	Mark	Frequency (MHz)	Measure Level (dB μ V/m)	Reading Level (dB μ V)	Margin (dB)	Limit (dB μ V/m)	Factor (dB/m)	Type
1	*	2389.240	52.767	21.147	-1.233	54.000	31.620	AV
2		2390.000	51.990	20.375	-2.010	54.000	31.615	AV
3		2409.120	103.077	71.548	N/A	N/A	31.529	AV

Note 1: " * ", means this data is the worst emission level.

Note 2: Measure Level (dB μ V/m) = Reading Level (dB μ V) + Factor (dB/m).

Note 3: Factor (dB/m) = Cable Loss (dB) + Antenna Factor (dB/m).

Site: WZ-AC2	Test Date: 2023-06-20
Limit: FCC_2.4G_RE(3m)	Engineer: Bob Zhang
Probe: BBHA9120D_1457_1-18GHz	Polarity: Horizontal
EUT: HPE Aruba User Experience Sensor	Power: AC 120V/60Hz
Test Mode: Transmit by 802.11n-HT20 at 2462MHz	



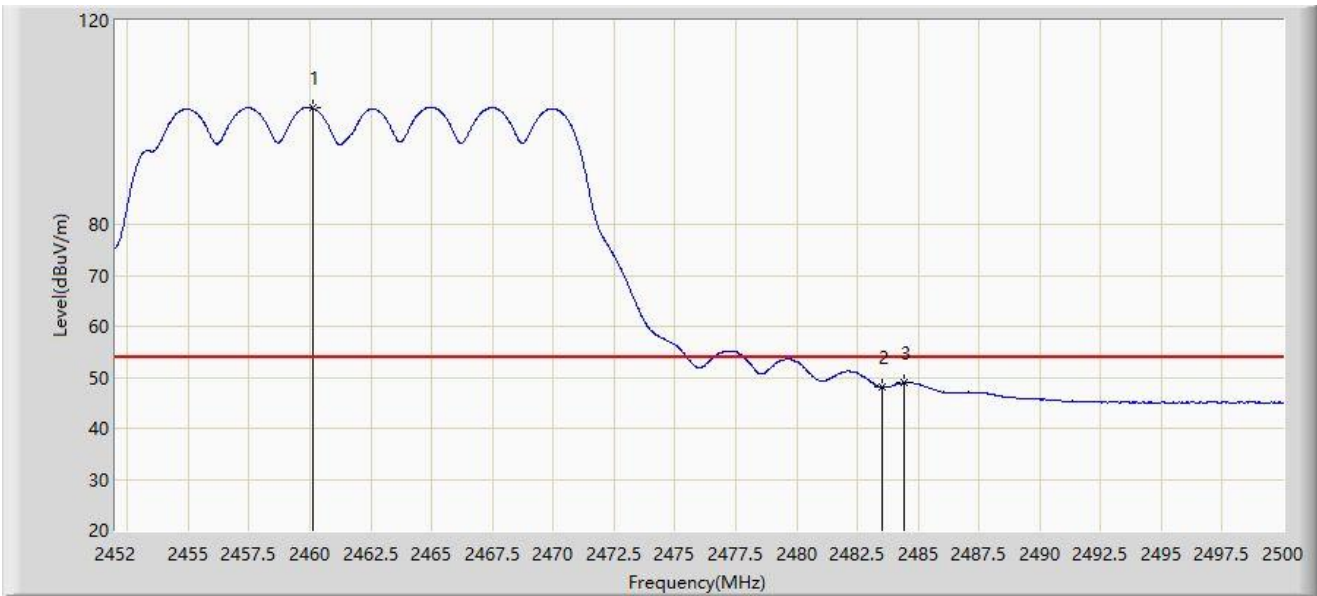
No	Mark	Frequency (MHz)	Measure Level (dB μ V/m)	Reading Level (dB μ V)	Margin (dB)	Limit (dB μ V/m)	Factor (dB/m)	Type
1		2468.224	111.163	79.668	N/A	N/A	31.494	PK
2	*	2483.500	72.269	40.769	-1.731	74.000	31.500	PK
3		2483.800	71.957	40.456	-2.043	74.000	31.501	PK

Note 1: " * ", means this data is the worst emission level.

Note 2: Measure Level (dB μ V/m) = Reading Level (dB μ V) + Factor (dB/m).

Note 3: Factor (dB/m) = Cable Loss (dB) + Antenna Factor (dB/m).

Site: WZ-AC2	Test Date: 2023-06-20
Limit: FCC_2.4G_RE(3m)	Engineer: Bob Zhang
Probe: BBHA9120D_1457_1-18GHz	Polarity: Horizontal
EUT: HPE Aruba User Experience Sensor	Power: AC 120V/60Hz
Test Mode: Transmit by 802.11n-HT20 at 2462MHz	



No	Mark	Frequency (MHz)	Measure Level (dB μ V/m)	Reading Level (dB μ V)	Margin (dB)	Limit (dB μ V/m)	Factor (dB/m)	Type
1		2460.112	102.826	71.341	N/A	N/A	31.485	AV
2		2483.500	48.112	16.612	-5.888	54.000	31.500	AV
3	*	2484.448	48.951	17.450	-5.049	54.000	31.501	AV

Note 1: " * ", means this data is the worst emission level.

Note 2: Measure Level (dB μ V/m) = Reading Level (dB μ V) + Factor (dB/m).

Note 3: Factor (dB/m) = Cable Loss (dB) + Antenna Factor (dB/m).

Site: WZ-AC2	Test Date: 2023-06-20
Limit: FCC_2.4G_RE(3m)	Engineer: Bob Zhang
Probe: BBHA9120D_1457_1-18GHz	Polarity: Vertical
EUT: HPE Aruba User Experience Sensor	Power: AC 120V/60Hz
Test Mode: Transmit by 802.11n-HT20 at 2462MHz	



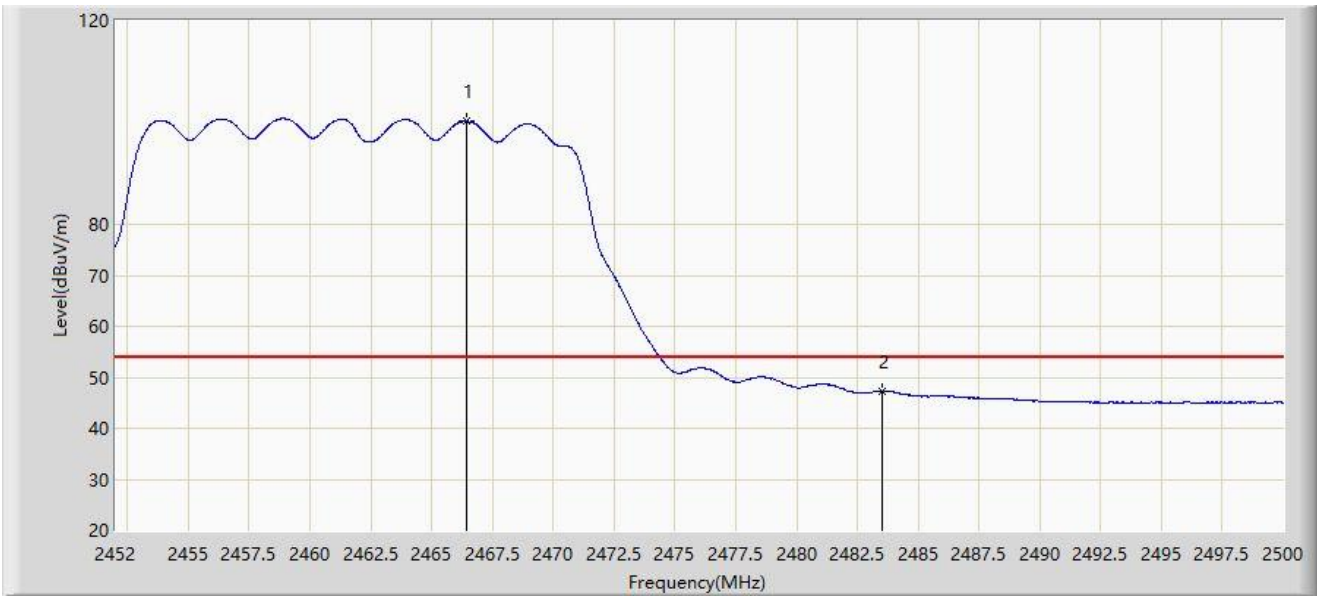
No	Mark	Frequency (MHz)	Measure Level (dB μ V/m)	Reading Level (dB μ V)	Margin (dB)	Limit (dB μ V/m)	Factor (dB/m)	Type
1		2458.192	109.740	78.256	N/A	N/A	31.483	PK
2		2483.500	67.481	35.981	-6.519	74.000	31.500	PK
3	*	2484.952	69.520	38.019	-4.480	74.000	31.501	PK

Note 1: " * ", means this data is the worst emission level.

Note 2: Measure Level (dB μ V/m) = Reading Level (dB μ V) + Factor (dB/m).

Note 3: Factor (dB/m) = Cable Loss (dB) + Antenna Factor (dB/m).

Site: WZ-AC2	Test Date: 2023-06-20
Limit: FCC_2.4G_RE(3m)	Engineer: Bob Zhang
Probe: BBHA9120D_1457_1-18GHz	Polarity: Vertical
EUT: HPE Aruba User Experience Sensor	Power: AC 120V/60Hz
Test Mode: Transmit by 802.11n-HT20 at 2462MHz	



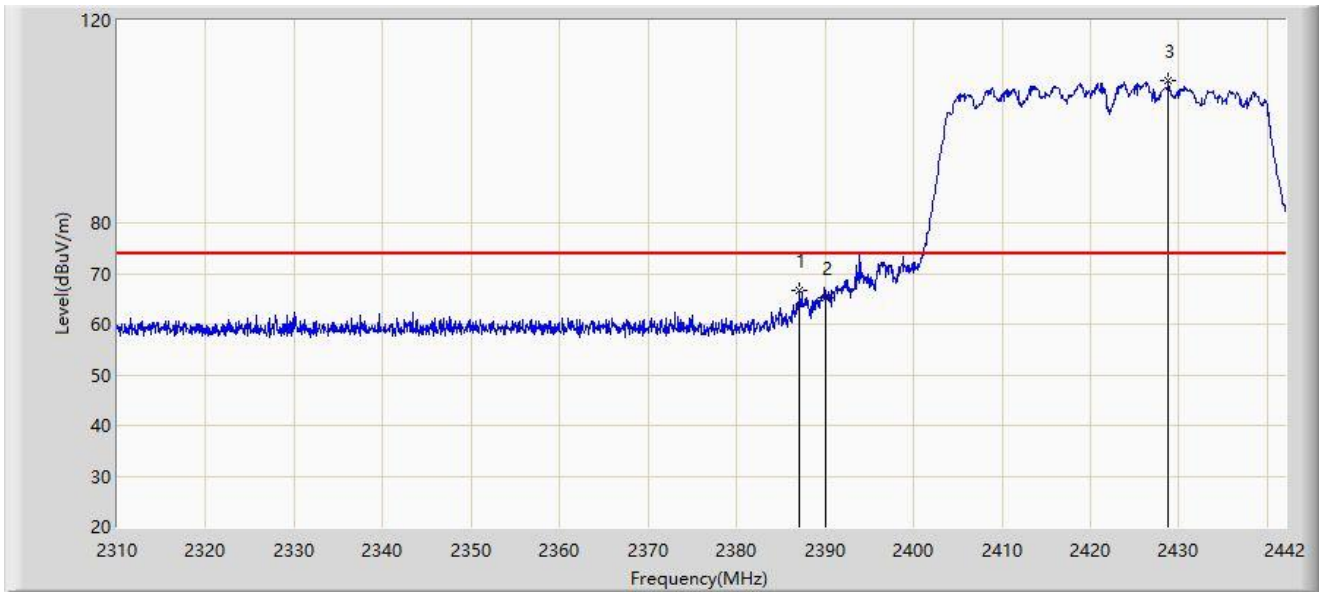
No	Mark	Frequency (MHz)	Measure Level (dB μ V/m)	Reading Level (dB μ V)	Margin (dB)	Limit (dB μ V/m)	Factor (dB/m)	Type
1		2466.448	100.190	68.698	N/A	N/A	31.493	AV
2	*	2483.500	47.178	15.678	-6.822	54.000	31.500	AV

Note 1: " * ", means this data is the worst emission level.

Note 2: Measure Level (dB μ V/m) = Reading Level (dB μ V) + Factor (dB/m).

Note 3: Factor (dB/m) = Cable Loss (dB) + Antenna Factor (dB/m).

Site: WZ-AC2	Test Date: 2023-07-06
Limit: FCC_2.4G_RE(3m)	Engineer: Edith Yu
Probe: BBHA9120D_1457_1-18GHz	Polarity: Horizontal
EUT: HPE Aruba User Experience Sensor	Power: AC 120V/60Hz
Test Mode: Transmit by 802.11n-HT40 at 2422MHz	



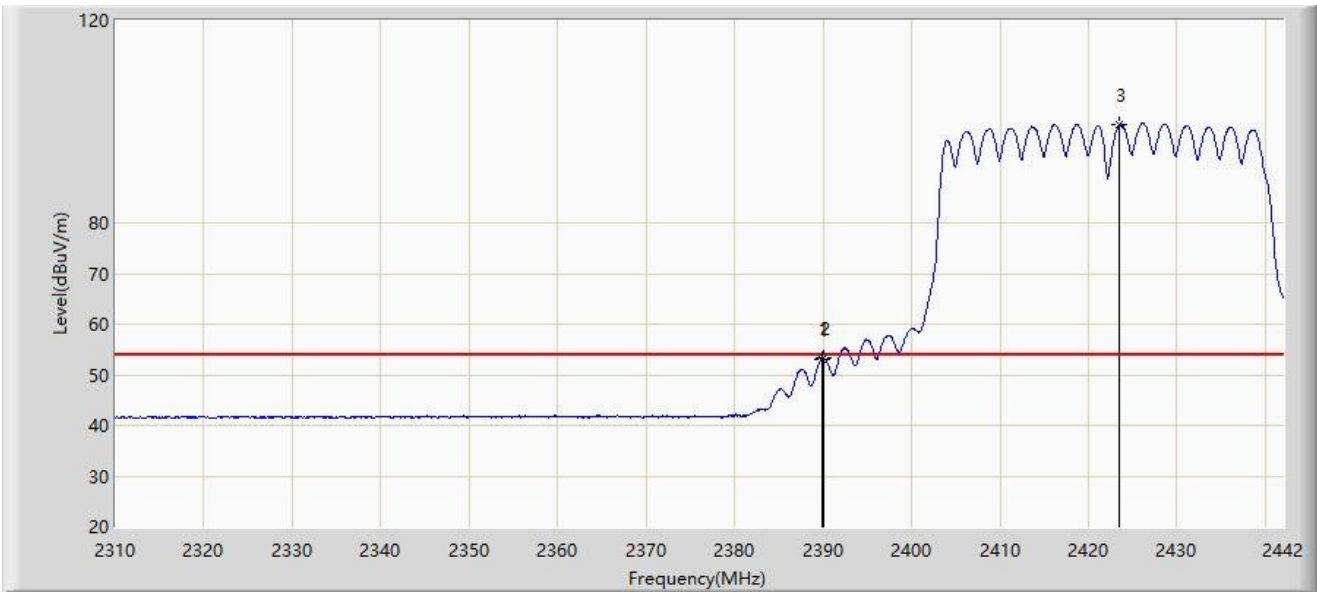
No	Mark	Frequency (MHz)	Measure Level (dB μ V/m)	Reading Level (dB μ V)	Margin (dB)	Limit (dB μ V/m)	Factor (dB/m)	Type
1	*	2387.154	66.736	35.103	-7.264	74.000	31.633	PK
2		2390.000	65.268	33.653	-8.732	74.000	31.615	PK
3		2428.800	108.054	76.566	N/A	N/A	31.489	PK

Note 1: " * ", means this data is the worst emission level.

Note 2: Measure Level (dB μ V/m) = Reading Level (dB μ V) + Factor (dB/m).

Note 3: Factor (dB/m) = Cable Loss (dB) + Antenna Factor (dB/m).

Site: WZ-AC2	Test Date: 2023-07-06
Limit: FCC_2.4G_RE(3m)	Engineer: Edith Yu
Probe: BBHA9120D_1457_1-18GHz	Polarity: Horizontal
EUT: HPE Aruba User Experience Sensor	Power: AC 120V/60Hz
Test Mode: Transmit by 802.11n-HT40 at 2422MHz	



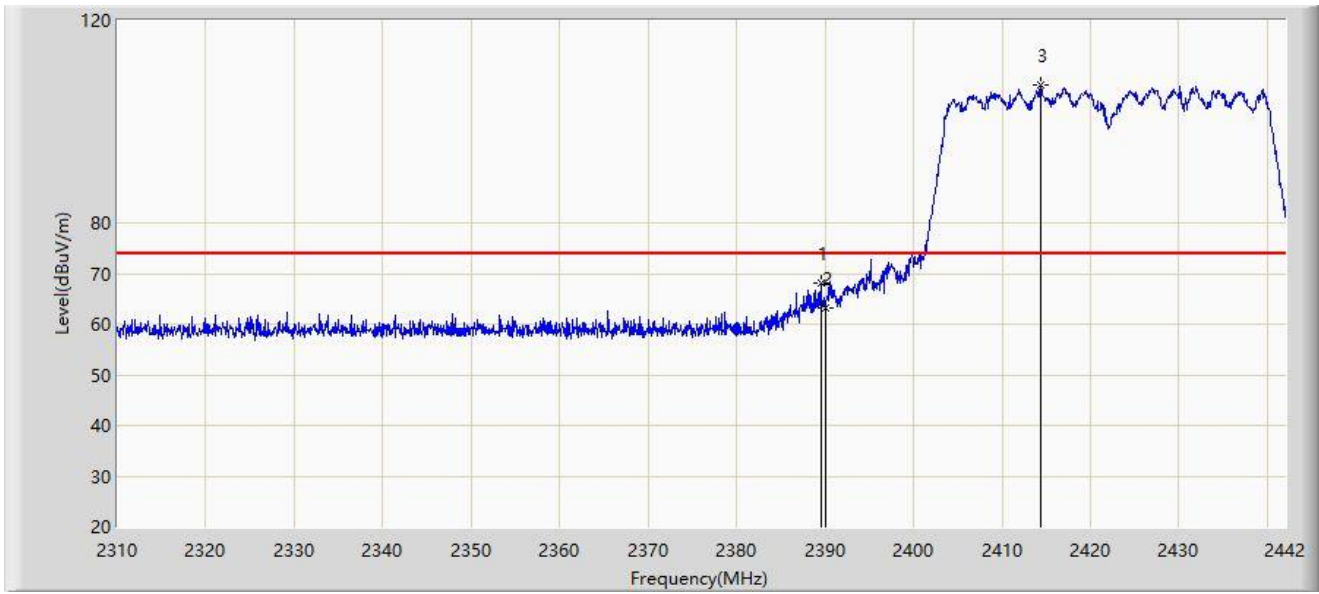
No	Mark	Frequency (MHz)	Measure Level (dB μ V/m)	Reading Level (dB μ V)	Margin (dB)	Limit (dB μ V/m)	Factor (dB/m)	Type
1		2389.860	53.147	21.531	-0.853	54.000	31.616	AV
2	*	2390.000	53.257	21.642	-0.743	54.000	31.615	AV
3		2423.520	99.357	67.865	N/A	N/A	31.492	AV

Note 1: " * ", means this data is the worst emission level.

Note 2: Measure Level (dB μ V/m) = Reading Level (dB μ V) + Factor (dB/m).

Note 3: Factor (dB/m) = Cable Loss (dB) + Antenna Factor (dB/m).

Site: WZ-AC2	Test Date: 2023-07-06
Limit: FCC_2.4G_RE(3m)	Engineer: Edith Yu
Probe: BBHA9120D_1457_1-18GHz	Polarity: Vertical
EUT: HPE Aruba User Experience Sensor	Power: AC 120V/60Hz
Test Mode: Transmit by 802.11n-HT40 at 2422MHz	



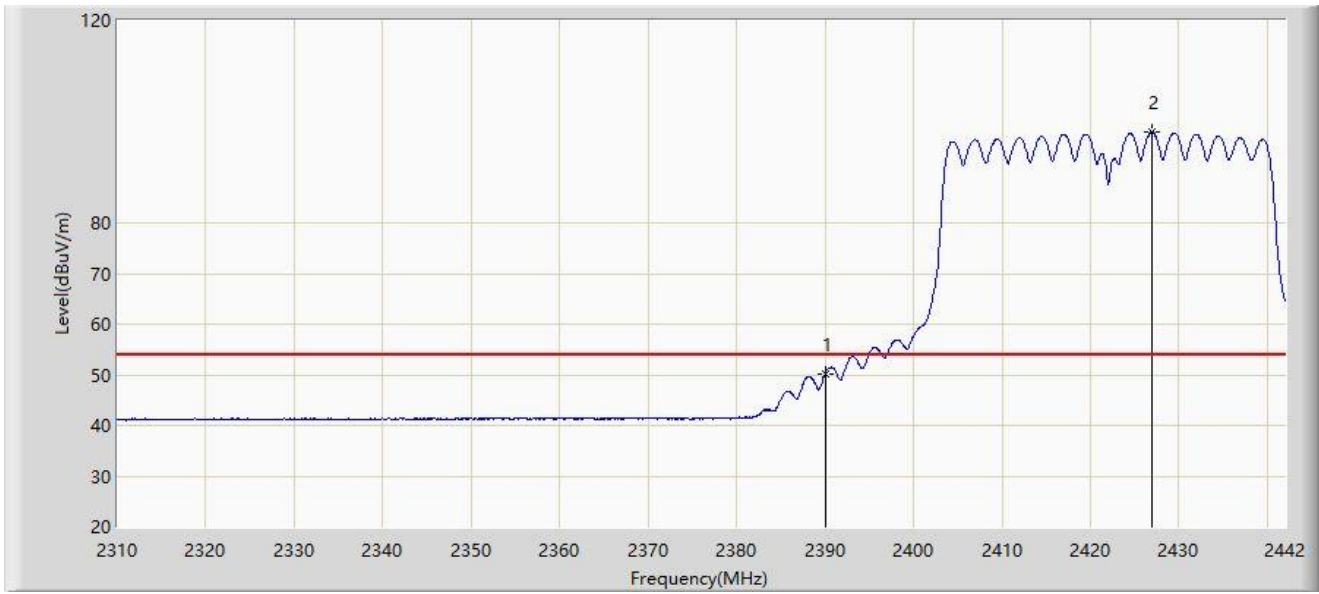
No	Mark	Frequency (MHz)	Measure Level (dB μ V/m)	Reading Level (dB μ V)	Margin (dB)	Limit (dB μ V/m)	Factor (dB/m)	Type
1	*	2389.530	67.984	36.366	-6.016	74.000	31.618	PK
2		2390.000	63.266	31.651	-10.734	74.000	31.615	PK
3		2414.412	107.120	75.607	N/A	N/A	31.513	PK

Note 1: " * ", means this data is the worst emission level.

Note 2: Measure Level (dB μ V/m) = Reading Level (dB μ V) + Factor (dB/m).

Note 3: Factor (dB/m) = Cable Loss (dB) + Antenna Factor (dB/m).

Site: WZ-AC2	Test Date: 2023-07-06
Limit: FCC_2.4G_RE(3m)	Engineer: Edith Yu
Probe: BBHA9120D_1457_1-18GHz	Polarity: Vertical
EUT: HPE Aruba User Experience Sensor	Power: AC 120V/60Hz
Test Mode: Transmit by 802.11n-HT40 at 2422MHz	



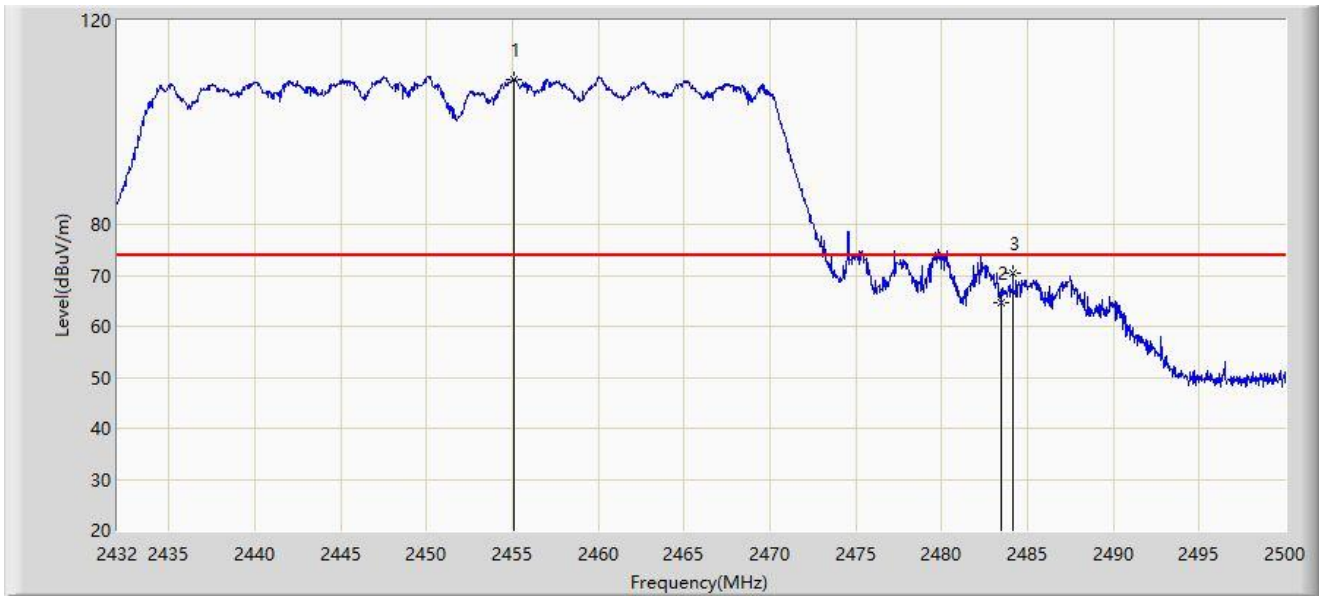
No	Mark	Frequency (MHz)	Measure Level (dB μ V/m)	Reading Level (dB μ V)	Margin (dB)	Limit (dB μ V/m)	Factor (dB/m)	Type
1	*	2390.000	50.260	18.645	-3.740	54.000	31.615	AV
2		2426.952	97.926	66.437	N/A	N/A	31.489	AV

Note 1: " * ", means this data is the worst emission level.

Note 2: Measure Level (dB μ V/m) = Reading Level (dB μ V) + Factor (dB/m).

Note 3: Factor (dB/m) = Cable Loss (dB) + Antenna Factor (dB/m).

Site: WZ-AC2	Test Date: 2023-06-27
Limit: FCC_2.4G_RE(3m)	Engineer: Edith Yu
Probe: BBHA9120D_1457_1-18GHz	Polarity: Horizontal
EUT: HPE Aruba User Experience Sensor	Power: AC 120V/60Hz
Test Mode: Transmit by 802.11n-HT40 at 2452MHz	



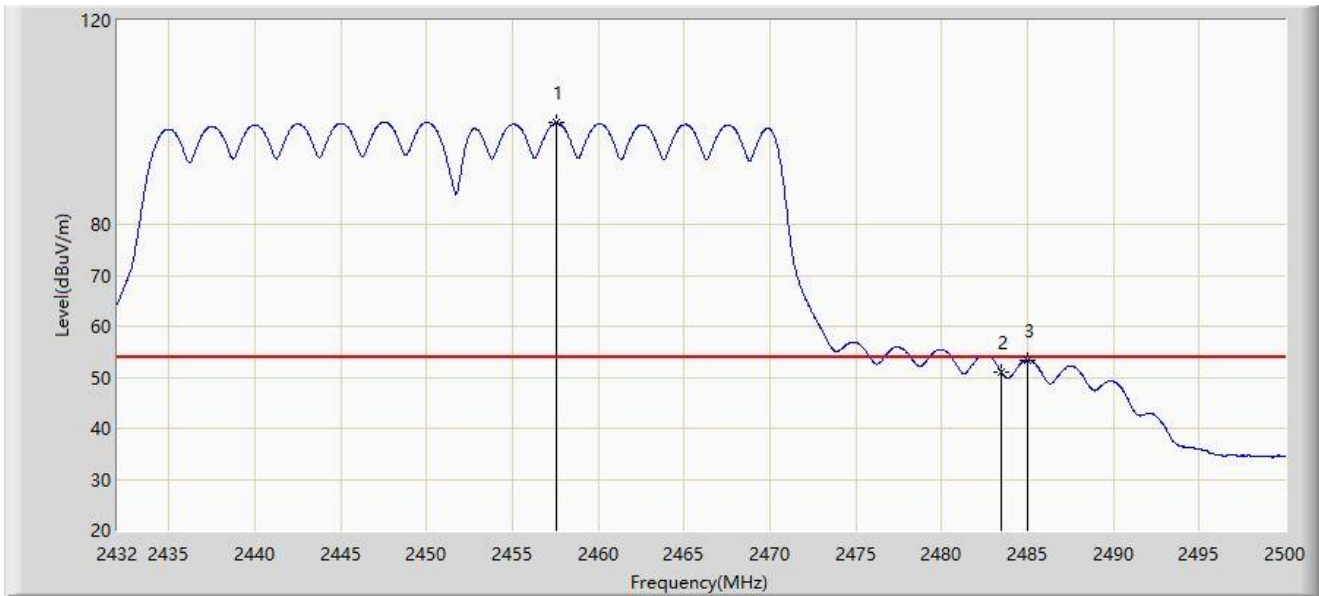
No	Mark	Frequency (MHz)	Measure Level (dB μ V/m)	Reading Level (dB μ V)	Margin (dB)	Limit (dB μ V/m)	Factor (dB/m)	Type
1		2455.052	108.424	76.942	N/A	N/A	31.482	PK
2		2483.500	64.733	33.233	-9.267	74.000	31.500	PK
3	*	2484.156	70.572	39.071	-3.428	74.000	31.501	PK

Note 1: " * ", means this data is the worst emission level.

Note 2: Measure Level (dB μ V/m) = Reading Level (dB μ V) + Factor (dB/m).

Note 3: Factor (dB/m) = Cable Loss (dB) + Antenna Factor (dB/m).

Site: WZ-AC2	Test Date: 2023-06-27
Limit: FCC_2.4G_RE(3m)	Engineer: Edith Yu
Probe: BBHA9120D_1457_1-18GHz	Polarity: Horizontal
EUT: HPE Aruba User Experience Sensor	Power: AC 120V/60Hz
Test Mode: Transmit by 802.11n-HT40 at 2452MHz	



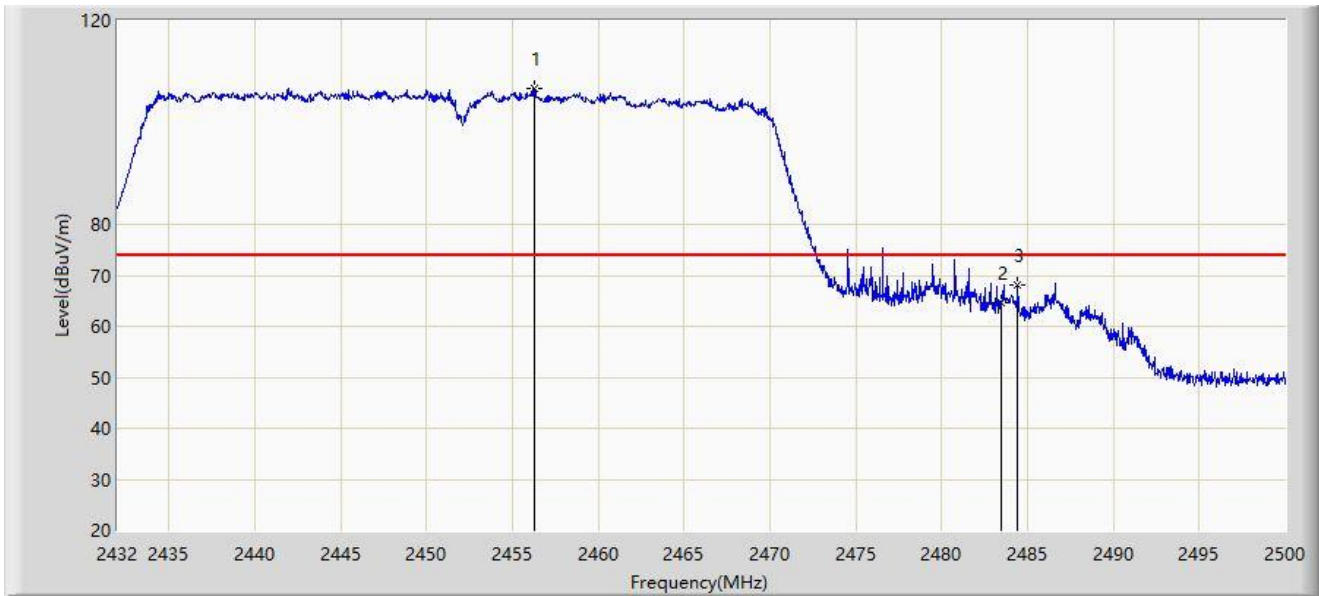
No	Mark	Frequency (MHz)	Measure Level (dBμV/m)	Reading Level (dBμV)	Margin (dB)	Limit (dBμV/m)	Factor (dB/m)	Type
1		2457.568	99.897	68.414	N/A	N/A	31.483	AV
2		2483.500	50.926	19.426	-3.074	54.000	31.500	AV
3	*	2485.006	53.314	21.813	-0.686	54.000	31.501	AV

Note 1: " * ", means this data is the worst emission level.

Note 2: Measure Level (dBμV/m) = Reading Level (dBμV) + Factor (dB/m).

Note 3: Factor (dB/m) = Cable Loss (dB) + Antenna Factor (dB/m).

Site: WZ-AC2	Test Date: 2023-06-27
Limit: FCC_2.4G_RE(3m)	Engineer: Edith Yu
Probe: BBHA9120D_1457_1-18GHz	Polarity: Vertical
EUT: HPE Aruba User Experience Sensor	Power: AC 120V/60Hz
Test Mode: Transmit by 802.11n-HT40 at 2452MHz	



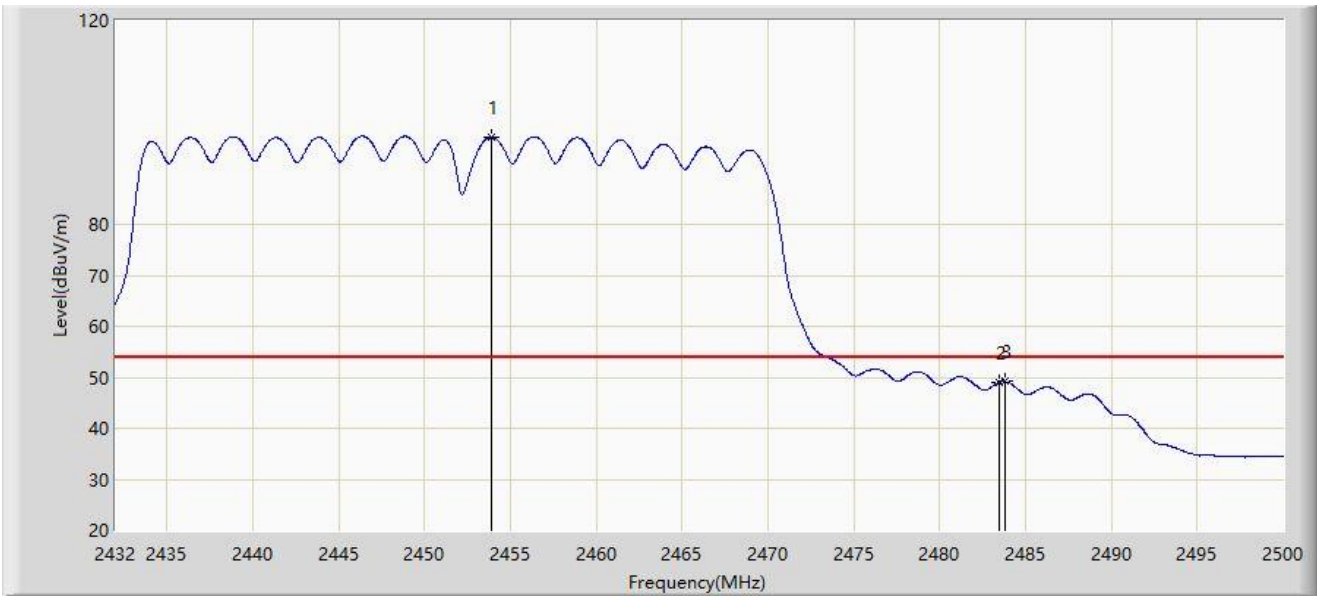
No	Mark	Frequency (MHz)	Measure Level (dB μ V/m)	Reading Level (dB μ V)	Margin (dB)	Limit (dB μ V/m)	Factor (dB/m)	Type
1		2456.310	106.718	75.236	N/A	N/A	31.481	PK
2		2483.500	64.524	33.024	-9.476	74.000	31.500	PK
3	*	2484.428	68.048	36.547	-5.952	74.000	31.501	PK

Note 1: " * ", means this data is the worst emission level.

Note 2: Measure Level (dB μ V/m) = Reading Level (dB μ V) + Factor (dB/m).

Note 3: Factor (dB/m) = Cable Loss (dB) + Antenna Factor (dB/m).

Site: WZ-AC2	Test Date: 2023-06-27
Limit: FCC_2.4G_RE(3m)	Engineer: Edith Yu
Probe: BBHA9120D_1457_1-18GHz	Polarity: Vertical
EUT: HPE Aruba User Experience Sensor	Power: AC 120V/60Hz
Test Mode: Transmit by 802.11n-HT40 at 2452MHz	



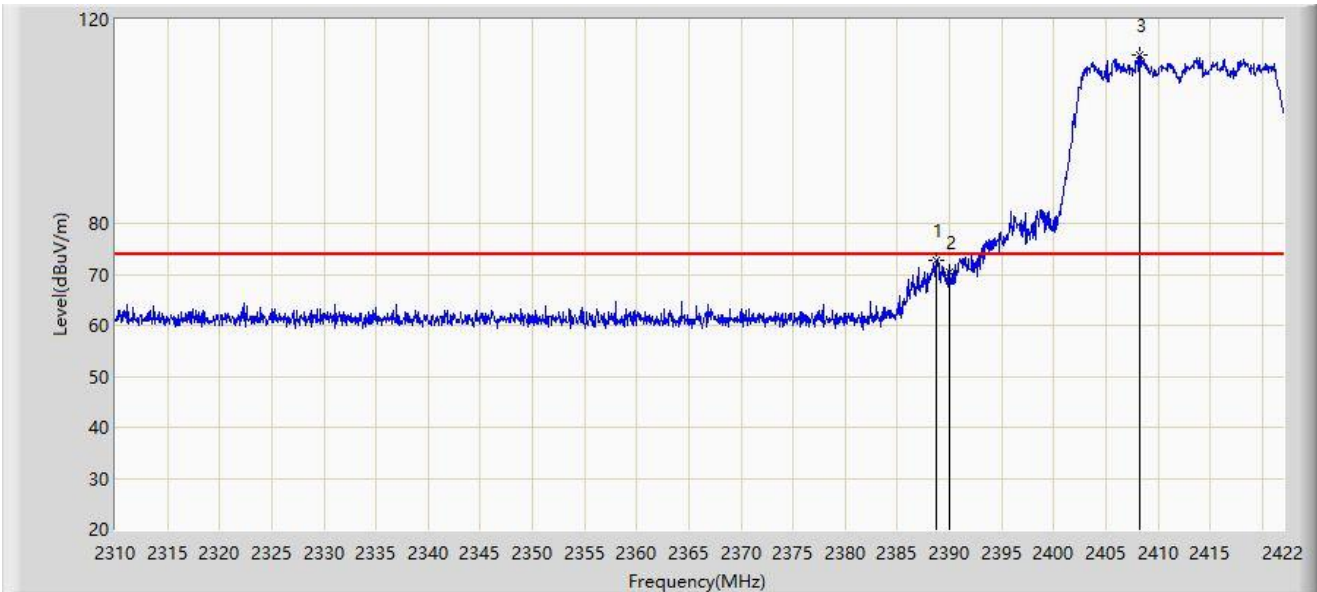
No	Mark	Frequency (MHz)	Measure Level (dB μ V/m)	Reading Level (dB μ V)	Margin (dB)	Limit (dB μ V/m)	Factor (dB/m)	Type
1		2453.862	97.037	65.555	N/A	N/A	31.482	AV
2		2483.500	49.056	17.556	-4.944	54.000	31.500	AV
3	*	2483.782	49.196	17.695	-4.804	54.000	31.501	AV

Note 1: " * ", means this data is the worst emission level.

Note 2: Measure Level (dB μ V/m) = Reading Level (dB μ V) + Factor (dB/m).

Note 3: Factor (dB/m) = Cable Loss (dB) + Antenna Factor (dB/m).

Site: WZ-AC2	Test Date: 2023-06-21
Limit: FCC_2.4G_RE(3m)	Engineer: Bob Zhang
Probe: BBHA9120D_1457_1-18GHz	Polarity: Horizontal
EUT: HPE Aruba User Experience Sensor	Power: AC 120V/60Hz
Test Mode: Transmit by 802.11ax-HE20 at 2412MHz	



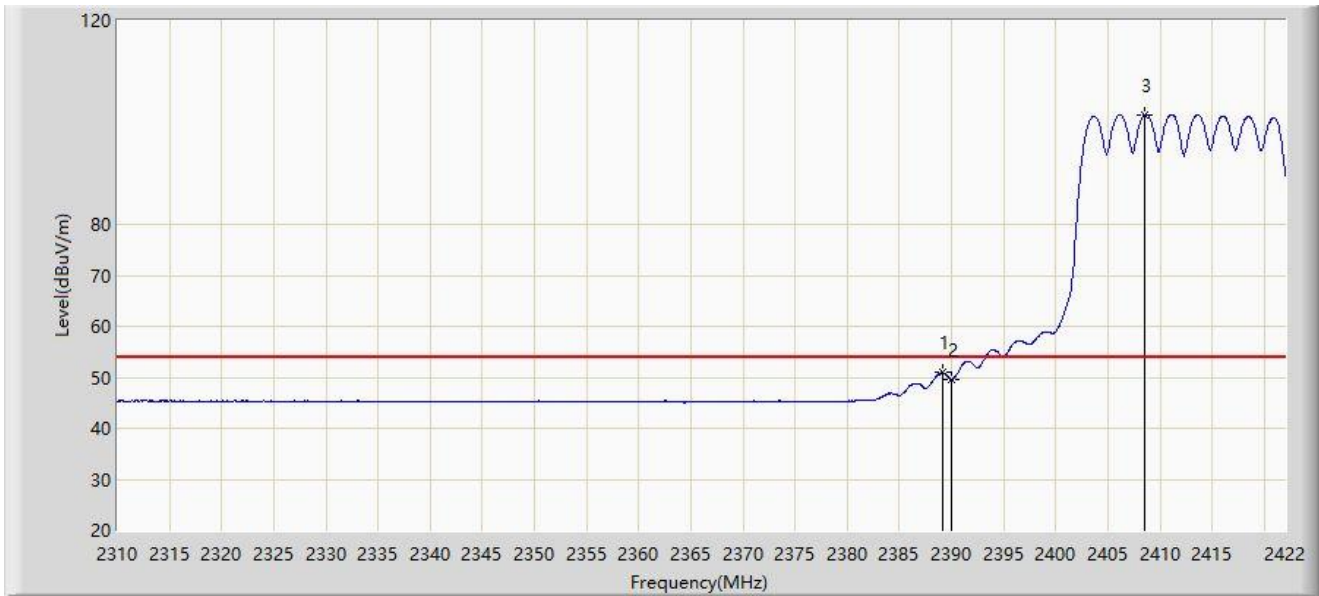
No	Mark	Frequency (MHz)	Measure Level (dB μ V/m)	Reading Level (dB μ V)	Margin (dB)	Limit (dB μ V/m)	Factor (dB/m)	Type
1	*	2388.736	72.733	41.110	-1.267	74.000	31.623	PK
2		2390.000	70.433	38.818	-3.567	74.000	31.615	PK
3		2408.224	113.089	81.558	N/A	N/A	31.532	PK

Note 1: " * ", means this data is the worst emission level.

Note 2: Measure Level (dB μ V/m) = Reading Level (dB μ V) + Factor (dB/m).

Note 3: Factor (dB/m) = Cable Loss (dB) + Antenna Factor (dB/m).

Site: WZ-AC2	Test Date: 2023-06-21
Limit: FCC_2.4G_RE(3m)	Engineer: Bob Zhang
Probe: BBHA9120D_1457_1-18GHz	Polarity: Horizontal
EUT: HPE Aruba User Experience Sensor	Power: AC 120V/60Hz
Test Mode: Transmit by 802.11ax-HE20 at 2412MHz	



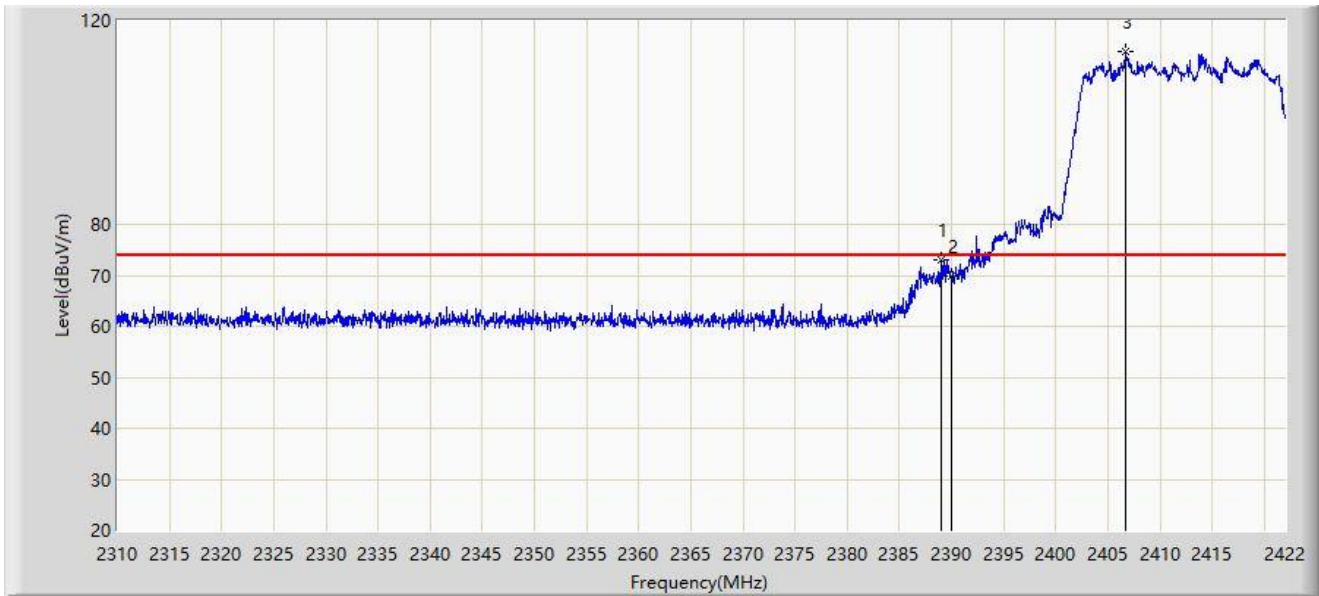
No	Mark	Frequency (MHz)	Measure Level (dB μ V/m)	Reading Level (dB μ V)	Margin (dB)	Limit (dB μ V/m)	Factor (dB/m)	Type
1	*	2389.128	50.939	19.318	-3.061	54.000	31.620	AV
2		2390.000	49.575	17.960	-4.425	54.000	31.615	AV
3		2408.560	101.543	70.013	N/A	N/A	31.531	AV

Note 1: " * ", means this data is the worst emission level.

Note 2: Measure Level (dB μ V/m) = Reading Level (dB μ V) + Factor (dB/m).

Note 3: Factor (dB/m) = Cable Loss (dB) + Antenna Factor (dB/m).

Site: WZ-AC2	Test Date: 2023-06-21
Limit: FCC_2.4G_RE(3m)	Engineer: Bob Zhang
Probe: BBHA9120D_1457_1-18GHz	Polarity: Vertical
EUT: HPE Aruba User Experience Sensor	Power: AC 120V/60Hz
Test Mode: Transmit by 802.11ax-HE20 at 2412MHz	



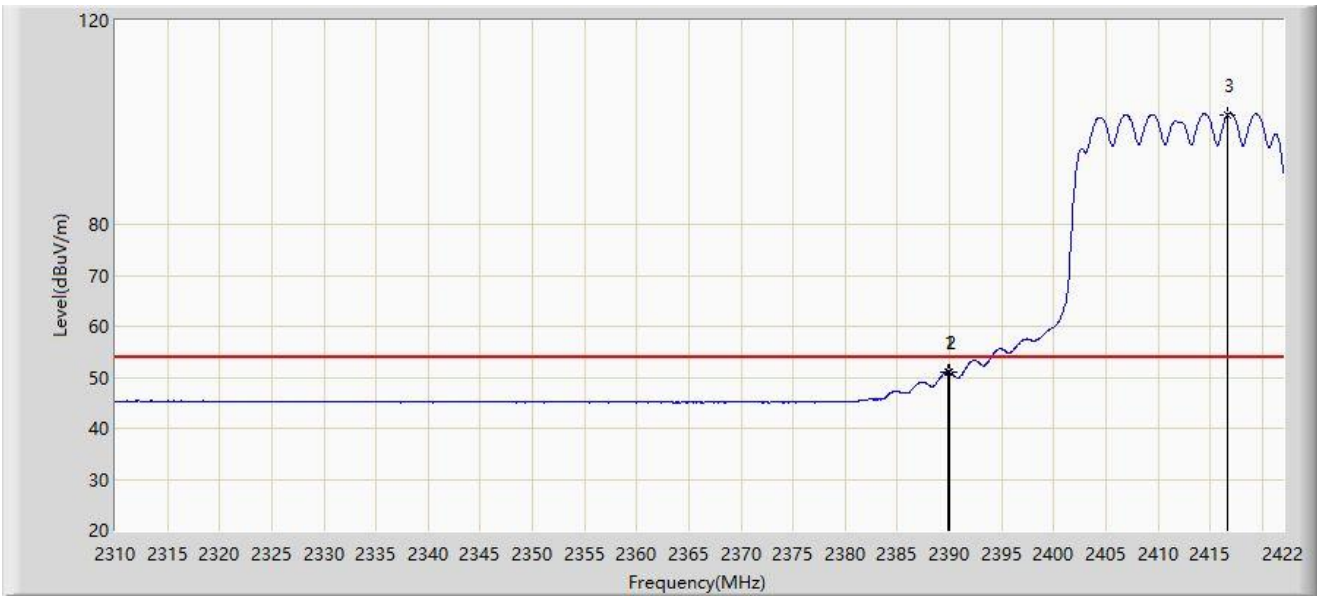
No	Mark	Frequency (MHz)	Measure Level (dB μ V/m)	Reading Level (dB μ V)	Margin (dB)	Limit (dB μ V/m)	Factor (dB/m)	Type
1	*	2389.072	73.069	41.448	-0.931	74.000	31.621	PK
2		2390.000	69.933	38.318	-4.067	74.000	31.615	PK
3		2406.656	113.839	82.303	N/A	N/A	31.536	PK

Note 1: " * ", means this data is the worst emission level.

Note 2: Measure Level (dB μ V/m) = Reading Level (dB μ V) + Factor (dB/m).

Note 3: Factor (dB/m) = Cable Loss (dB) + Antenna Factor (dB/m).

Site: WZ-AC2	Test Date: 2023-06-21
Limit: FCC_2.4G_RE(3m)	Engineer: Bob Zhang
Probe: BBHA9120D_1457_1-18GHz	Polarity: Vertical
EUT: HPE Aruba User Experience Sensor	Power: AC 120V/60Hz
Test Mode: Transmit by 802.11ax-HE20 at 2412MHz	



No	Mark	Frequency (MHz)	Measure Level (dB μ V/m)	Reading Level (dB μ V)	Margin (dB)	Limit (dB μ V/m)	Factor (dB/m)	Type
1	*	2389.800	51.045	19.429	-2.955	54.000	31.617	AV
2		2390.000	50.924	19.309	-3.076	54.000	31.615	AV
3		2416.680	101.557	70.052	N/A	N/A	31.506	AV

Note 1: " * ", means this data is the worst emission level.

Note 2: Measure Level (dB μ V/m) = Reading Level (dB μ V) + Factor (dB/m).

Note 3: Factor (dB/m) = Cable Loss (dB) + Antenna Factor (dB/m).

Site: WZ-AC2	Test Date: 2023-06-21
Limit: FCC_2.4G_RE(3m)	Engineer: Bob Zhang
Probe: BBHA9120D_1457_1-18GHz	Polarity: Horizontal
EUT: HPE Aruba User Experience Sensor	Power: AC 120V/60Hz
Test Mode: Transmit by 802.11ax-HE20 at 2462MHz	



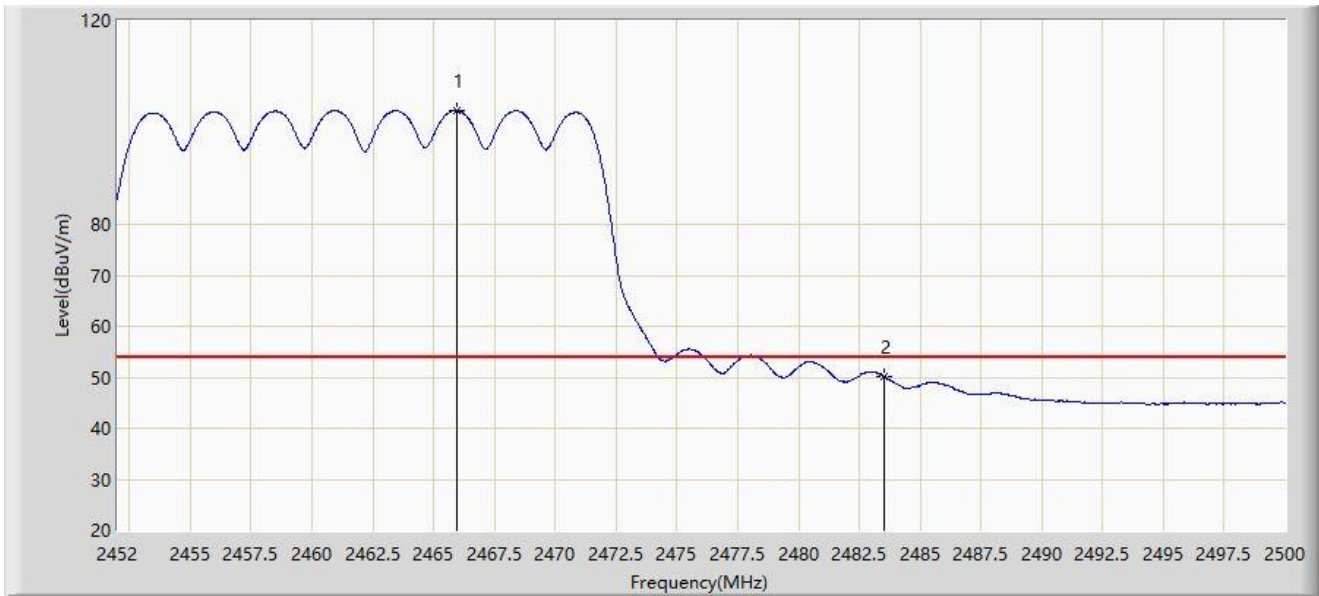
No	Mark	Frequency (MHz)	Measure Level (dB μ V/m)	Reading Level (dB μ V)	Margin (dB)	Limit (dB μ V/m)	Factor (dB/m)	Type
1		2458.144	113.365	81.882	N/A	N/A	31.483	PK
2		2483.500	71.241	39.741	-2.759	74.000	31.500	PK
3	*	2483.632	72.716	41.215	-1.284	74.000	31.501	PK

Note 1: " * ", means this data is the worst emission level.

Note 2: Measure Level (dB μ V/m) = Reading Level (dB μ V) + Factor (dB/m).

Note 3: Factor (dB/m) = Cable Loss (dB) + Antenna Factor (dB/m).

Site: WZ-AC2	Time: 2023/06/22 - 00:02
Limit: FCC_2.4G_RE(3m)	Engineer: Bob Zhang
Probe: BBHA9120D_1457_1-18GHz	Polarity: Horizontal
EUT: HPE Aruba User Experience Sensor	Power: AC 120V/60Hz
Test Mode: Transmit by 802.11ax-HE20 at 2462MHz	



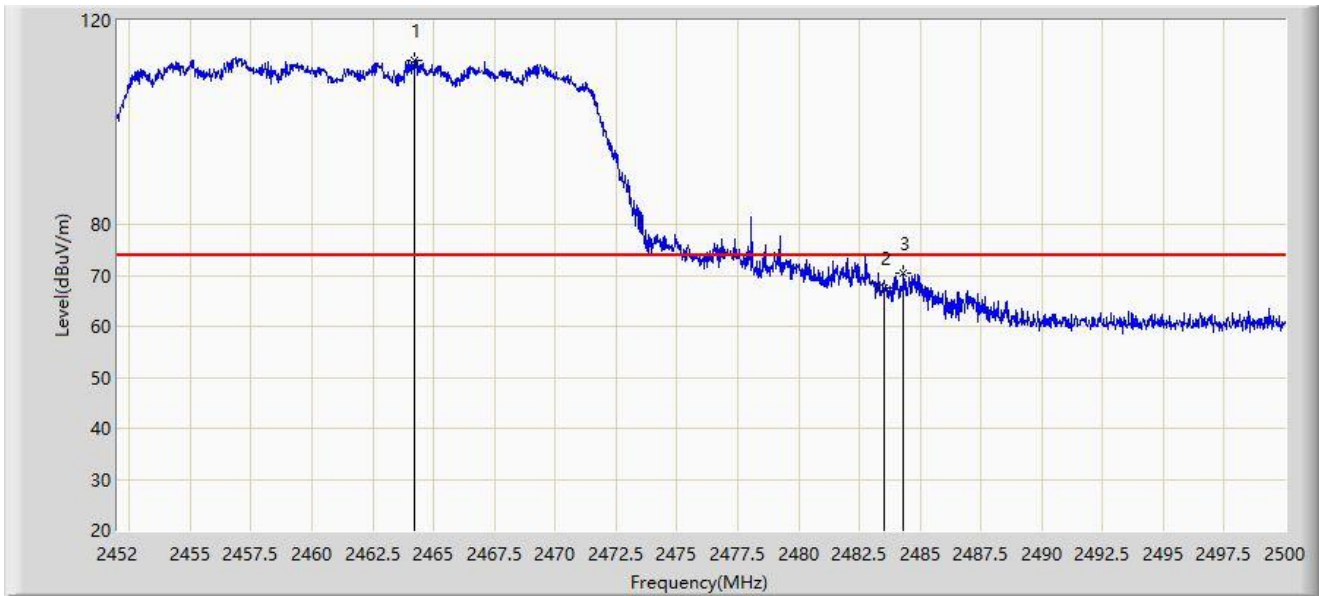
No	Mark	Frequency (MHz)	Measure Level (dB μ V/m)	Reading Level (dB μ V)	Margin (dB)	Limit (dB μ V/m)	Factor (dB/m)	Type
1		2465.944	102.315	70.823	N/A	N/A	31.492	AV
2	*	2483.500	50.240	18.740	-3.760	54.000	31.500	AV

Note 1: " * ", means this data is the worst emission level.

Note 2: Measure Level (dB μ V/m) = Reading Level (dB μ V) + Factor (dB/m).

Note 3: Factor (dB/m) = Cable Loss (dB) + Antenna Factor (dB/m).

Site: WZ-AC2	Test Date: 2023-06-21
Limit: FCC_2.4G_RE(3m)	Engineer: Bob Zhang
Probe: BBHA9120D_1457_1-18GHz	Polarity: Vertical
EUT: HPE Aruba User Experience Sensor	Power: AC 120V/60Hz
Test Mode: Transmit by 802.11ax-HE20 at 2462MHz	



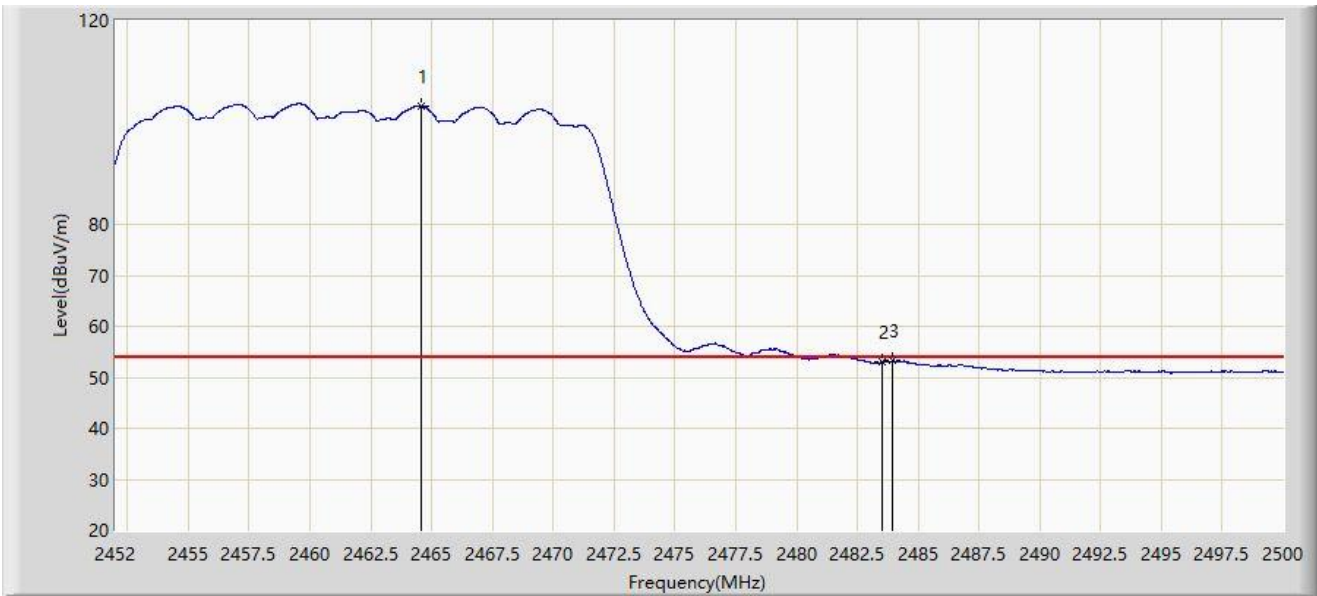
No	Mark	Frequency (MHz)	Measure Level (dB μ V/m)	Reading Level (dB μ V)	Margin (dB)	Limit (dB μ V/m)	Factor (dB/m)	Type
1		2464.192	112.227	80.737	N/A	N/A	31.490	PK
2		2483.500	67.597	36.097	-6.403	74.000	31.500	PK
3	*	2484.328	70.570	39.069	-3.430	74.000	31.501	PK

Note 1: " * ", means this data is the worst emission level.

Note 2: Measure Level (dB μ V/m) = Reading Level (dB μ V) + Factor (dB/m).

Note 3: Factor (dB/m) = Cable Loss (dB) + Antenna Factor (dB/m).

Site: WZ-AC2	Test Date: 2023-06-21
Limit: FCC_2.4G_RE(3m)	Engineer: Bob Zhang
Probe: BBHA9120D_1457_1-18GHz	Polarity: Vertical
EUT: HPE Aruba User Experience Sensor	Power: AC 120V/60Hz
Test Mode: Transmit by 802.11ax-HE20 at 2462MHz	



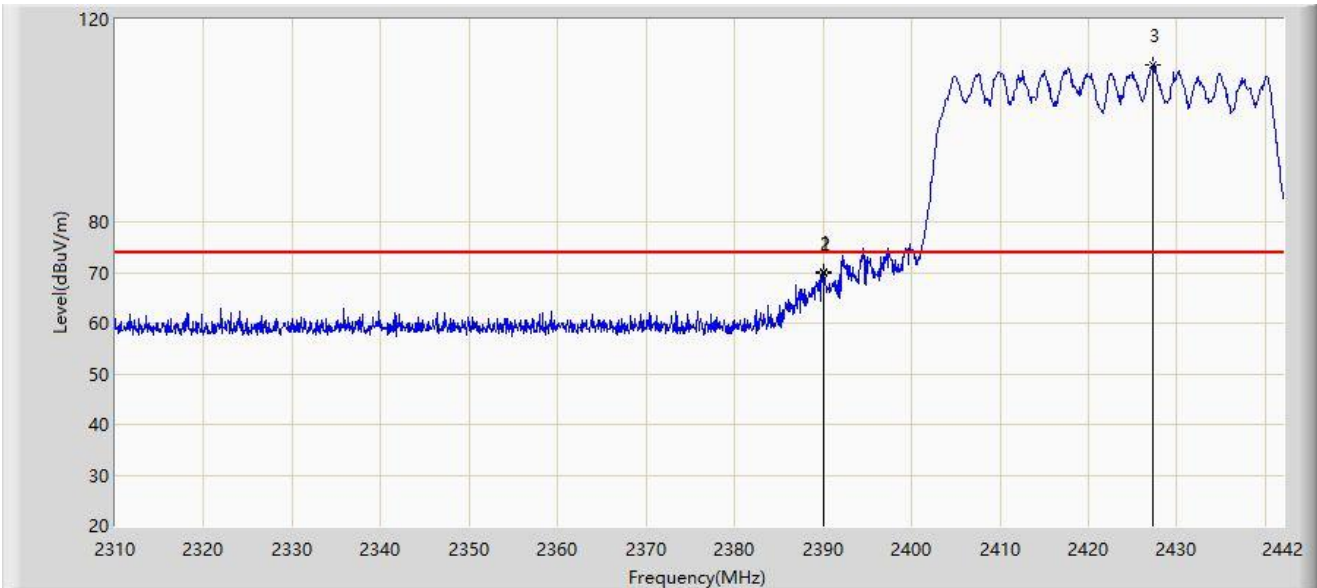
No	Mark	Frequency (MHz)	Measure Level (dBμV/m)	Reading Level (dBμV)	Margin (dB)	Limit (dBμV/m)	Factor (dB/m)	Type
1		2464.600	103.213	71.723	N/A	N/A	31.491	AV
2		2483.500	52.975	21.475	-1.025	54.000	31.500	AV
3	*	2483.944	53.243	21.742	-0.757	54.000	31.501	AV

Note 1: " * ", means this data is the worst emission level.

Note 2: Measure Level (dBμV/m) = Reading Level (dBμV) + Factor (dB/m).

Note 3: Factor (dB/m) = Cable Loss (dB) + Antenna Factor (dB/m).

Site: WZ-AC2	Test Date: 2023-07-06
Limit: FCC_2.4G_RE(3m)	Engineer: Edith Yu
Probe: BBHA9120D_1457_1-18GHz	Polarity: Horizontal
EUT: HPE Aruba User Experience Sensor	Power: AC 120V/60Hz
Test Mode: Transmit by 802.11ax-HE40 at 2422MHz	



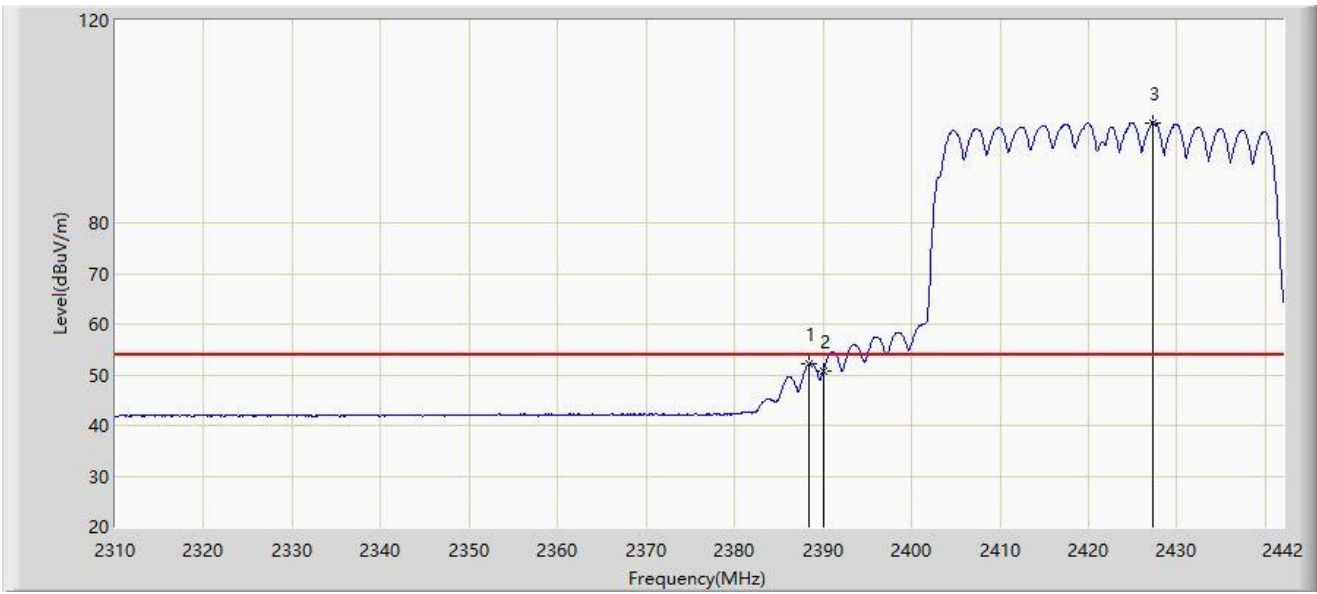
No	Mark	Frequency (MHz)	Measure Level (dBμV/m)	Reading Level (dBμV)	Margin (dB)	Limit (dBμV/m)	Factor (dB/m)	Type
1	*	2389.992	70.006	38.391	-3.994	74.000	31.615	PK
2		2390.000	69.767	38.152	-4.233	74.000	31.615	PK
3		2427.348	111.090	79.601	N/A	N/A	31.489	PK

Note 1: " * ", means this data is the worst emission level.

Note 2: Measure Level (dBμV/m) = Reading Level (dBμV) + Factor (dB/m).

Note 3: Factor (dB/m) = Cable Loss (dB) + Antenna Factor (dB/m).

Site: WZ-AC2	Test Date: 2023-07-06
Limit: FCC_2.4G_RE(3m)	Engineer: Edith Yu
Probe: BBHA9120D_1457_1-18GHz	Polarity: Horizontal
EUT: HPE Aruba User Experience Sensor	Power: AC 120V/60Hz
Test Mode: Transmit by 802.11ax-HE40 at 2422MHz	



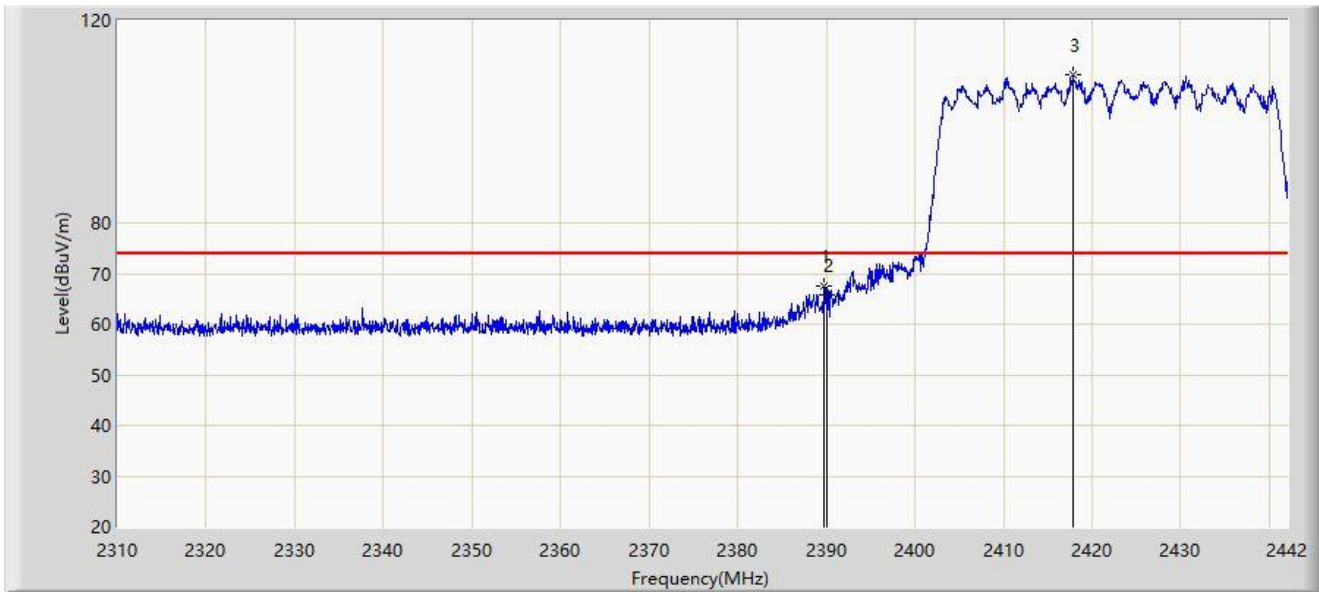
No	Mark	Frequency (MHz)	Measure Level (dB μ V/m)	Reading Level (dB μ V)	Margin (dB)	Limit (dB μ V/m)	Factor (dB/m)	Type
1	*	2388.342	52.192	20.567	-1.808	54.000	31.626	AV
2		2390.000	50.594	18.979	-3.406	54.000	31.615	AV
3		2427.216	99.771	68.282	N/A	N/A	31.488	AV

Note 1: " * ", means this data is the worst emission level.

Note 2: Measure Level (dB μ V/m) = Reading Level (dB μ V) + Factor (dB/m).

Note 3: Factor (dB/m) = Cable Loss (dB) + Antenna Factor (dB/m).

Site: WZ-AC2	Test Date: 2023-07-06
Limit: FCC_2.4G_RE(3m)	Engineer: Edith Yu
Probe: BBHA9120D_1457_1-18GHz	Polarity: Vertical
EUT: HPE Aruba User Experience Sensor	Power: AC 120V/60Hz
Test Mode: Transmit by 802.11ax-HE40 at 2422MHz	



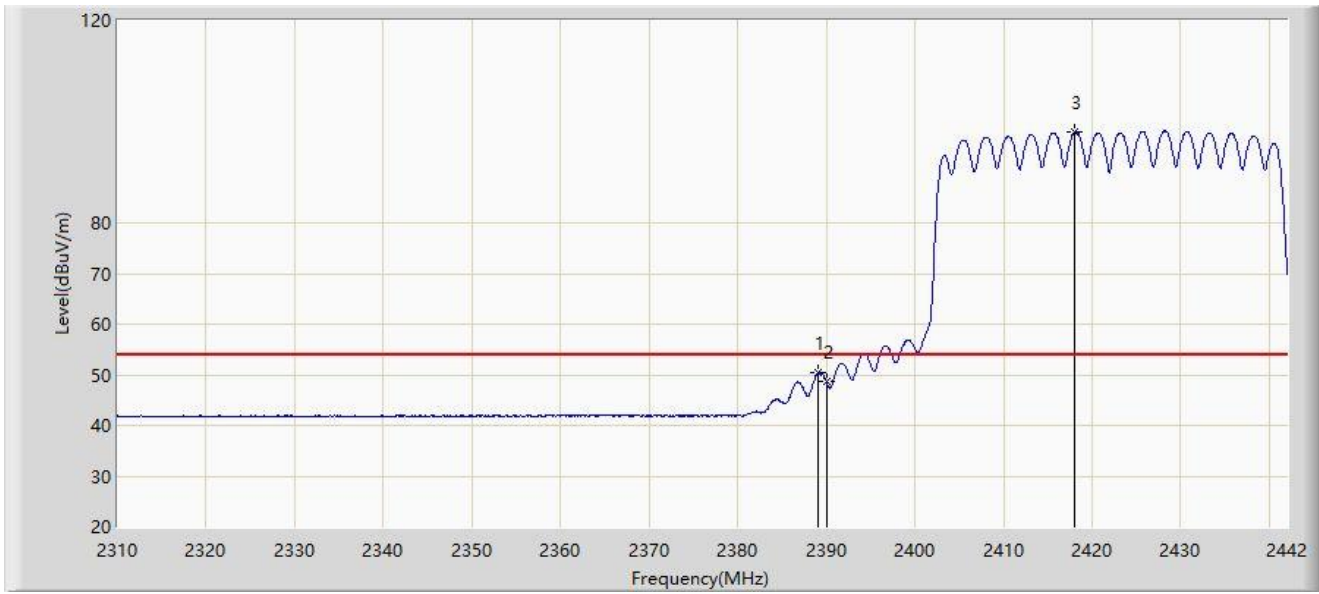
No	Mark	Frequency (MHz)	Measure Level (dB μ V/m)	Reading Level (dB μ V)	Margin (dB)	Limit (dB μ V/m)	Factor (dB/m)	Type
1	*	2389.794	67.427	35.811	-6.573	74.000	31.617	PK
2		2390.000	65.829	34.214	-8.171	74.000	31.615	PK
3		2417.778	109.243	77.741	N/A	N/A	31.502	PK

Note 1: " * ", means this data is the worst emission level.

Note 2: Measure Level (dB μ V/m) = Reading Level (dB μ V) + Factor (dB/m).

Note 3: Factor (dB/m) = Cable Loss (dB) + Antenna Factor (dB/m).

Site: WZ-AC2	Test Date: 2023-07-06
Limit: FCC_2.4G_RE(3m)	Engineer: Edith Yu
Probe: BBHA9120D_1457_1-18GHz	Polarity: Vertical
EUT: HPE Aruba User Experience Sensor	Power: AC 120V/60Hz
Test Mode: Transmit by 802.11ax-HE40 at 2422MHz	



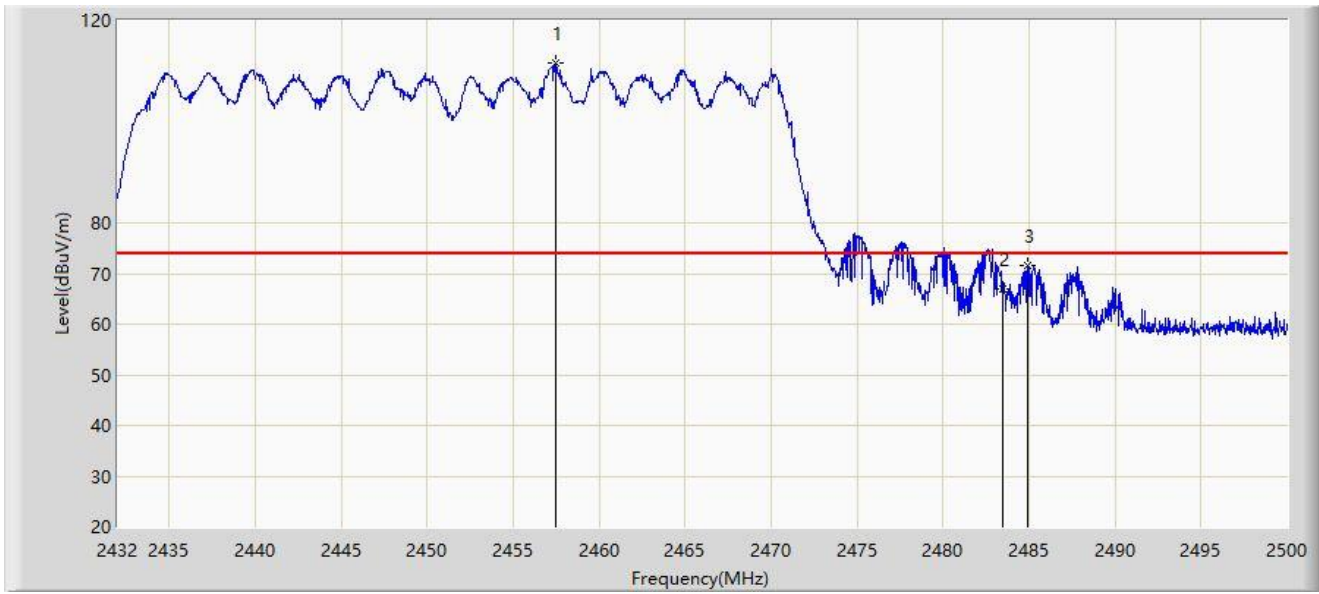
No	Mark	Frequency (MHz)	Measure Level (dB μ V/m)	Reading Level (dB μ V)	Margin (dB)	Limit (dB μ V/m)	Factor (dB/m)	Type
1	*	2389.134	50.324	18.703	-3.676	54.000	31.620	AV
2		2390.000	48.629	17.014	-5.371	54.000	31.615	AV
3		2417.976	97.886	66.385	N/A	N/A	31.501	AV

Note 1: " * ", means this data is the worst emission level.

Note 2: Measure Level (dB μ V/m) = Reading Level (dB μ V) + Factor (dB/m).

Note 3: Factor (dB/m) = Cable Loss (dB) + Antenna Factor (dB/m).

Site: WZ-AC2	Test Date: 2023-07-06
Limit: FCC_2.4G_RE(3m)	Engineer: Edith Yu
Probe: BBHA9120D_1457_1-18GHz	Polarity: Horizontal
EUT: HPE Aruba User Experience Sensor	Power: AC 120V/60Hz
Test Mode: Transmit by 802.11ax-HE40 at 2452MHz	



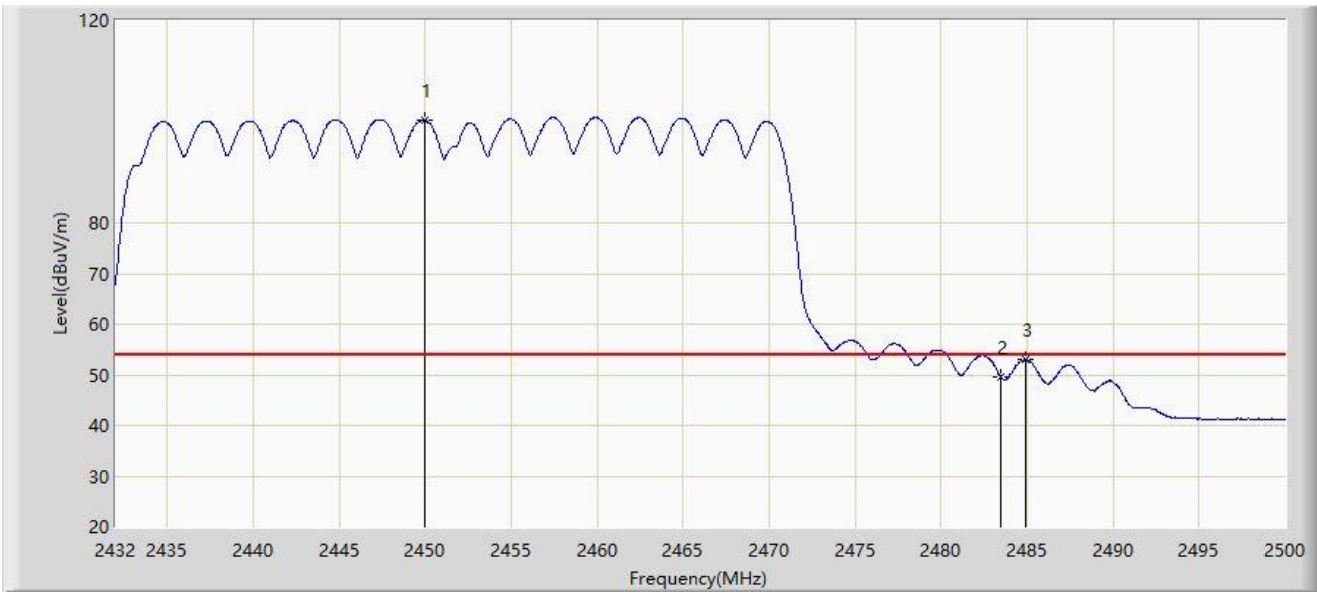
No	Mark	Frequency (MHz)	Measure Level (dBμV/m)	Reading Level (dBμV)	Margin (dB)	Limit (dBμV/m)	Factor (dB/m)	Type
1		2457.500	111.454	79.971	N/A	N/A	31.483	PK
2		2483.500	66.900	35.400	-7.100	74.000	31.500	PK
3	*	2484.904	71.508	40.007	-2.492	74.000	31.501	PK

Note 1: " * ", means this data is the worst emission level.

Note 2: Measure Level (dBμV/m) = Reading Level (dBμV) + Factor (dB/m).

Note 3: Factor (dB/m) = Cable Loss (dB) + Antenna Factor (dB/m).

Site: WZ-AC2	Test Date: 2023-07-06
Limit: FCC_2.4G_RE(3m)	Engineer: Edith Yu
Probe: BBHA9120D_1457_1-18GHz	Polarity: Horizontal
EUT: HPE Aruba User Experience Sensor	Power: AC 120V/60Hz
Test Mode: Transmit by 802.11ax-HE40 at 2452MHz	



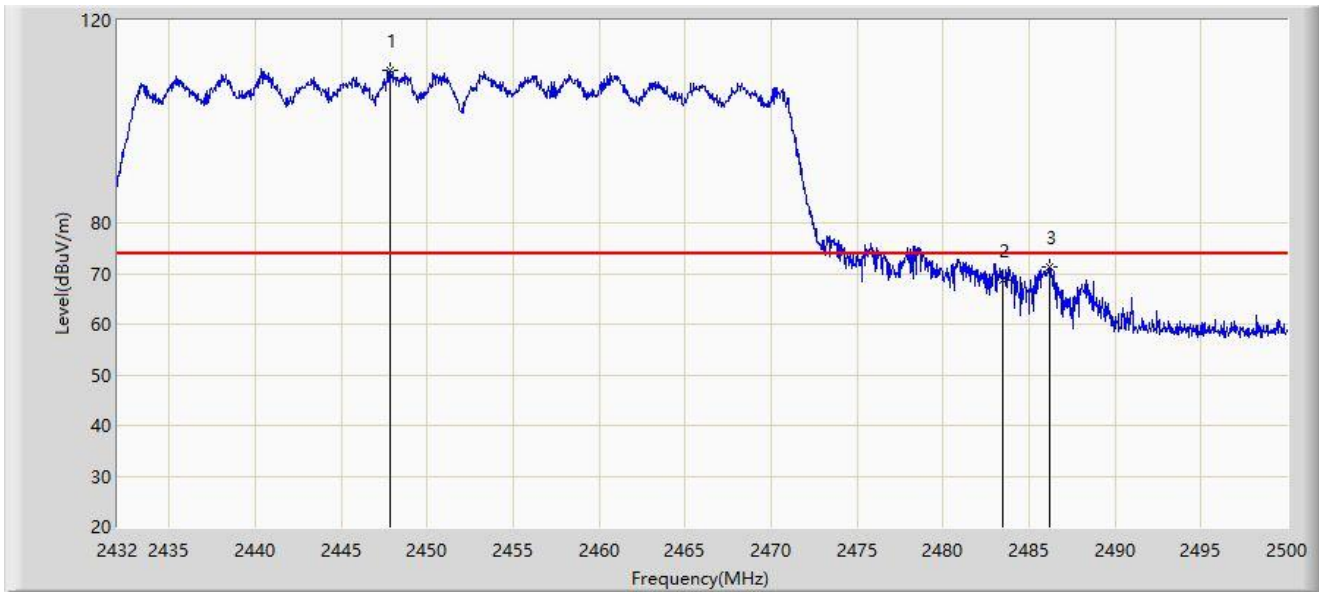
No	Mark	Frequency (MHz)	Measure Level (dB μ V/m)	Reading Level (dB μ V)	Margin (dB)	Limit (dB μ V/m)	Factor (dB/m)	Type
1		2449.952	100.328	68.845	N/A	N/A	31.483	AV
2		2483.500	49.623	18.123	-4.377	54.000	31.500	AV
3	*	2484.938	52.906	21.405	-1.094	54.000	31.501	AV

Note 1: " * ", means this data is the worst emission level.

Note 2: Measure Level (dB μ V/m) = Reading Level (dB μ V) + Factor (dB/m).

Note 3: Factor (dB/m) = Cable Loss (dB) + Antenna Factor (dB/m).

Site: WZ-AC2	Test Date: 2023-07-06
Limit: FCC_2.4G_RE(3m)	Engineer: Edith Yu
Probe: BBHA9120D_1457_1-18GHz	Polarity: Vertical
EUT: HPE Aruba User Experience Sensor	Power: AC 120V/60Hz
Test Mode: Transmit by 802.11ax-HE40 at 2452MHz	



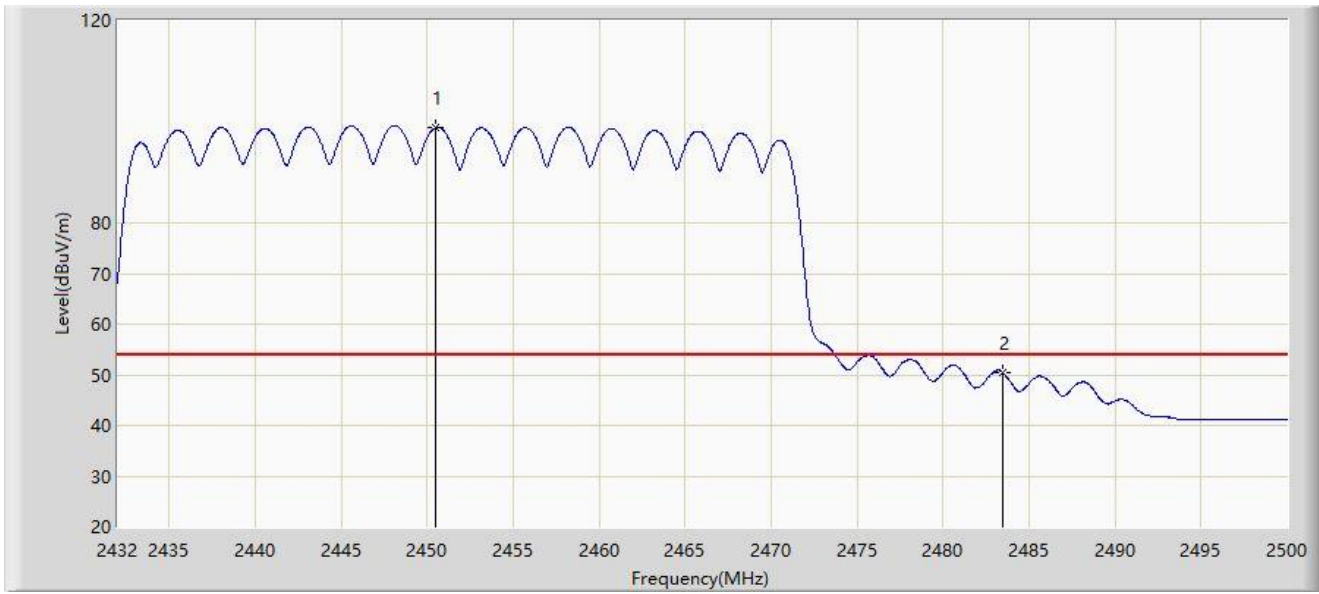
No	Mark	Frequency (MHz)	Measure Level (dB μ V/m)	Reading Level (dB μ V)	Margin (dB)	Limit (dB μ V/m)	Factor (dB/m)	Type
1		2447.878	110.003	78.519	N/A	N/A	31.484	PK
2		2483.500	68.681	37.181	-5.319	74.000	31.500	PK
3	*	2486.162	71.199	39.697	-2.801	74.000	31.502	PK

Note 1: " * ", means this data is the worst emission level.

Note 2: Measure Level (dB μ V/m) = Reading Level (dB μ V) + Factor (dB/m).

Note 3: Factor (dB/m) = Cable Loss (dB) + Antenna Factor (dB/m).

Site: WZ-AC2	Test Date: 2023-07-06
Limit: FCC_2.4G_RE(3m)	Engineer: Edith Yu
Probe: BBHA9120D_1457_1-18GHz	Polarity: Vertical
EUT: HPE Aruba User Experience Sensor	Power: AC 120V/60Hz
Test Mode: Transmit by 802.11ax-HE40 at 2452MHz	



No	Mark	Frequency (MHz)	Measure Level (dB μ V/m)	Reading Level (dB μ V)	Margin (dB)	Limit (dB μ V/m)	Factor (dB/m)	Type
1		2450.462	98.746	67.263	N/A	N/A	31.483	AV
2	*	2483.500	50.378	18.878	-3.622	54.000	31.500	AV

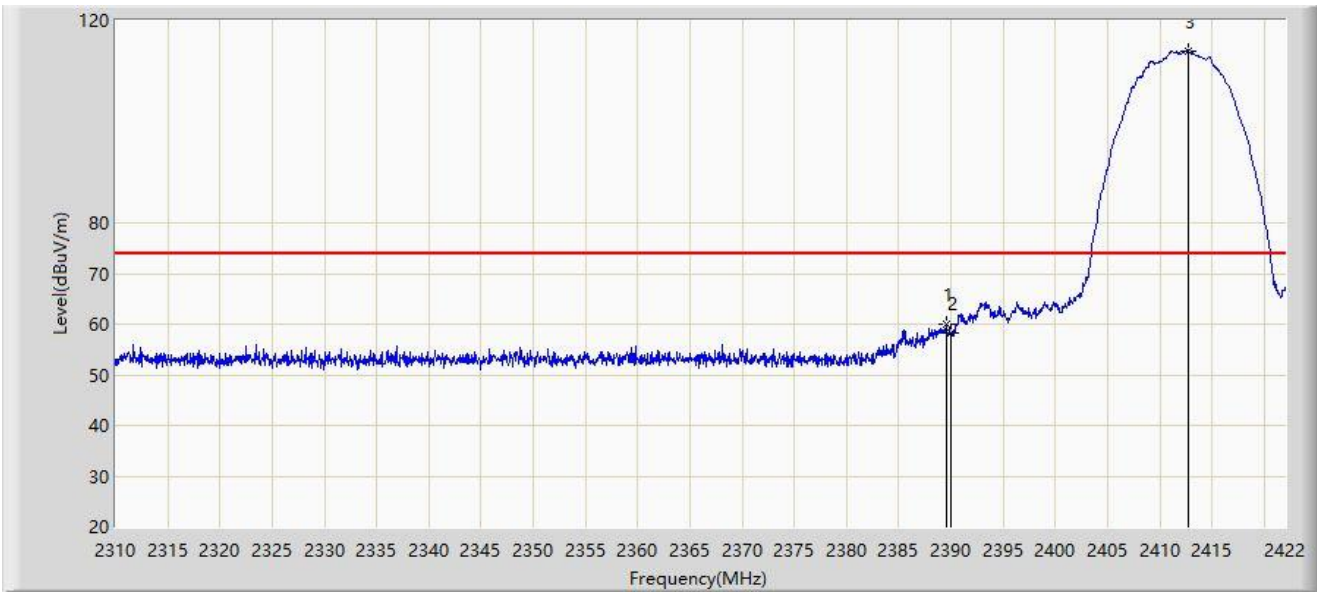
Note 1: " * ", means this data is the worst emission level.

Note 2: Measure Level (dB μ V/m) = Reading Level (dB μ V) + Factor (dB/m).

Note 3: Factor (dB/m) = Cable Loss (dB) + Antenna Factor (dB/m).

Radio 1:

Site: WZ-AC2	Test Date: 2023-06-23
Limit: FCC_2.4G_RE(3m)	Engineer: Dick Shen
Probe: BBHA9120D_1457_1-18GHz	Polarity: Horizontal
EUT: HPE Aruba User Experience Sensor	Power: AC 120V/60Hz
Test Mode: Transmit by 802.11b at 2412MHz	



No	Mark	Frequency (MHz)	Measure Level (dBμV/m)	Reading Level (dBμV)	Margin (dB)	Limit (dBμV/m)	Factor (dB/m)	Type
1	*	2389.520	59.969	28.351	-14.031	74.000	31.618	PK
2		2390.000	58.352	26.737	-15.648	74.000	31.615	PK
3		2412.704	113.956	82.438	N/A	N/A	31.518	PK

Note 1: " * ", means this data is the worst emission level.

Note 2: Measure Level (dBμV/m) = Reading Level (dBμV) + Factor (dB/m).

Note 3: Factor (dB/m) = Cable Loss (dB) + Antenna Factor (dB/m).

Site: WZ-AC2	Test Date: 2023-06-23
Limit: FCC_2.4G_RE(3m)	Engineer: Dick Shen
Probe: BBHA9120D_1457_1-18GHz	Polarity: Horizontal
EUT: HPE Aruba User Experience Sensor	Power: AC 120V/60Hz
Test Mode: Transmit by 802.11b at 2412MHz	



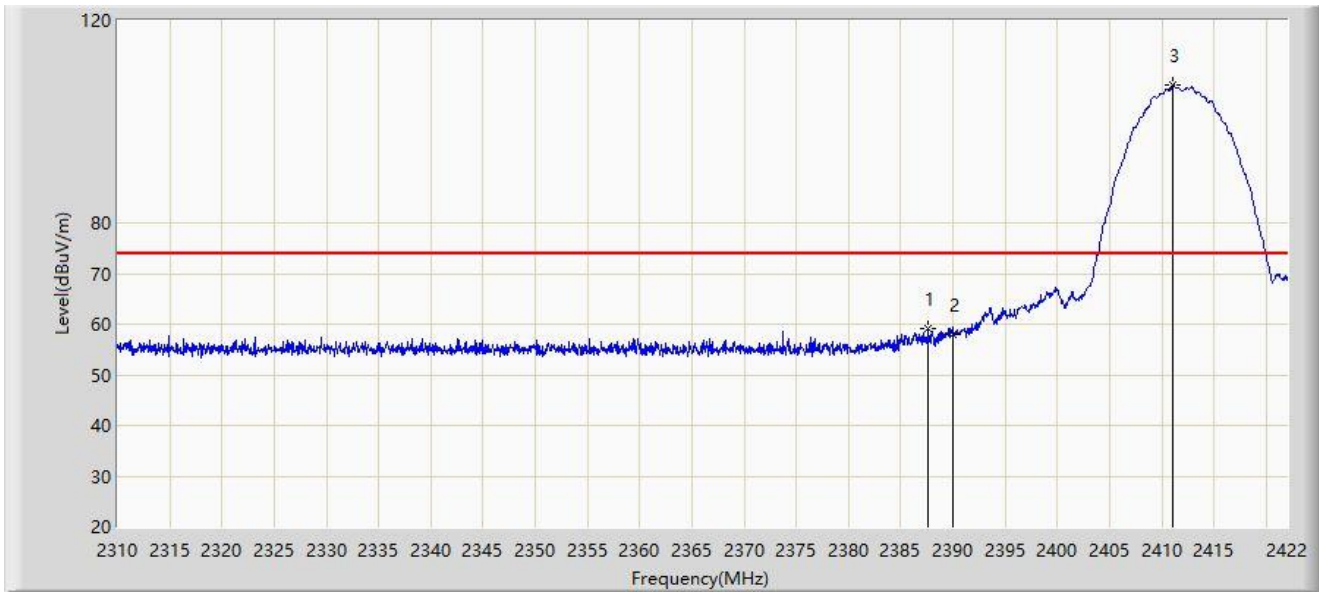
No	Mark	Frequency (MHz)	Measure Level (dB μ V/m)	Reading Level (dB μ V)	Margin (dB)	Limit (dB μ V/m)	Factor (dB/m)	Type
1	*	2389.296	52.612	20.993	-1.388	54.000	31.620	AV
2		2390.000	50.085	18.470	-3.915	54.000	31.615	AV
3		2411.192	113.028	81.505	N/A	N/A	31.522	AV

Note 1: " * ", means this data is the worst emission level.

Note 2: Measure Level (dB μ V/m) = Reading Level (dB μ V) + Factor (dB/m).

Note 3: Factor (dB/m) = Cable Loss (dB) + Antenna Factor (dB/m).

Site: WZ-AC2	Test Date: 2023-06-23
Limit: FCC_2.4G_RE(3m)	Engineer: Dick Shen
Probe: BBHA9120D_1457_1-18GHz	Polarity: Vertical
EUT: HPE Aruba User Experience Sensor	Power: AC 120V/60Hz
Test Mode: Transmit by 802.11b at 2412MHz	



No	Mark	Frequency (MHz)	Measure Level (dB μ V/m)	Reading Level (dB μ V)	Margin (dB)	Limit (dB μ V/m)	Factor (dB/m)	Type
1	*	2387.672	59.042	27.412	-14.958	74.000	31.629	PK
2		2390.000	58.049	26.434	-15.951	74.000	31.615	PK
3		2411.080	107.152	75.629	N/A	N/A	31.523	PK

Note 1: " * ", means this data is the worst emission level.

Note 2: Measure Level (dB μ V/m) = Reading Level (dB μ V) + Factor (dB/m).

Note 3: Factor (dB/m) = Cable Loss (dB) + Antenna Factor (dB/m).

Site: WZ-AC2	Test Date: 2023-06-23
Limit: FCC_2.4G_RE(3m)	Engineer: Dick Shen
Probe: BBHA9120D_1457_1-18GHz	Polarity: Vertical
EUT: HPE Aruba User Experience Sensor	Power: AC 120V/60Hz
Test Mode: Transmit by 802.11b at 2412MHz	



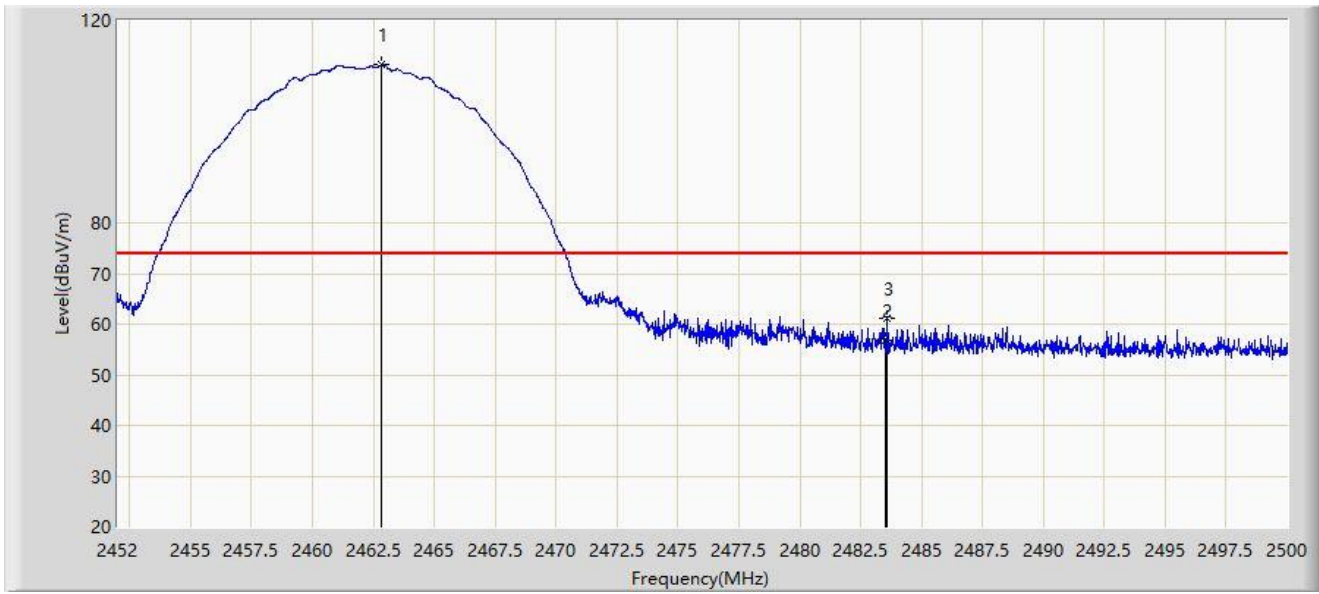
No	Mark	Frequency (MHz)	Measure Level (dB μ V/m)	Reading Level (dB μ V)	Margin (dB)	Limit (dB μ V/m)	Factor (dB/m)	Type
1		2385.824	45.380	13.739	-8.620	54.000	31.642	AV
2	*	2390.000	47.111	15.496	-6.889	54.000	31.615	AV
3		2411.192	102.467	70.944	N/A	N/A	31.522	AV

Note 1: " * ", means this data is the worst emission level.

Note 2: Measure Level (dB μ V/m) = Reading Level (dB μ V) + Factor (dB/m).

Note 3: Factor (dB/m) = Cable Loss (dB) + Antenna Factor (dB/m).

Site: WZ-AC2	Test Date: 2023-07-06
Limit: FCC_2.4G_RE(3m)	Engineer: Dick Shen
Probe: BBHA9120D_1457_1-18GHz	Polarity: Horizontal
EUT: HPE Aruba User Experience Sensor	Power: AC 120V/60Hz
Test Mode: Transmit by 802.11b at 2462MHz	



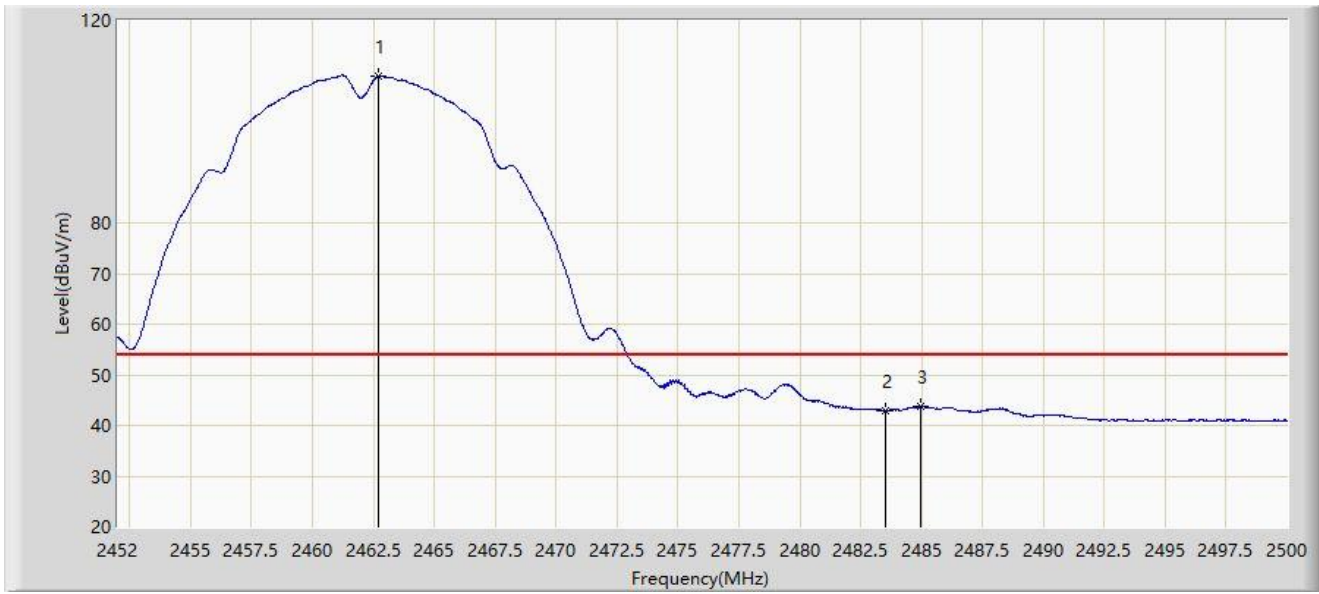
No	Mark	Frequency (MHz)	Measure Level (dBμV/m)	Reading Level (dBμV)	Margin (dB)	Limit (dBμV/m)	Factor (dB/m)	Type
1		2462.800	111.184	79.696	N/A	N/A	31.488	PK
2		2483.500	56.747	25.247	-17.253	74.000	31.500	PK
3	*	2483.608	61.084	29.583	-12.916	74.000	31.501	PK

Note 1: " * ", means this data is the worst emission level.

Note 2: Measure Level (dBμV/m) = Reading Level (dBμV) + Factor (dB/m).

Note 3: Factor (dB/m) = Cable Loss (dB) + Antenna Factor (dB/m).

Site: WZ-AC2	Test Date: 2023-07-06
Limit: FCC_2.4G_RE(3m)	Engineer: Dick Shen
Probe: BBHA9120D_1457_1-18GHz	Polarity: Horizontal
EUT: HPE Aruba User Experience Sensor	Power: AC 120V/60Hz
Test Mode: Transmit by 802.11b at 2462MHz	



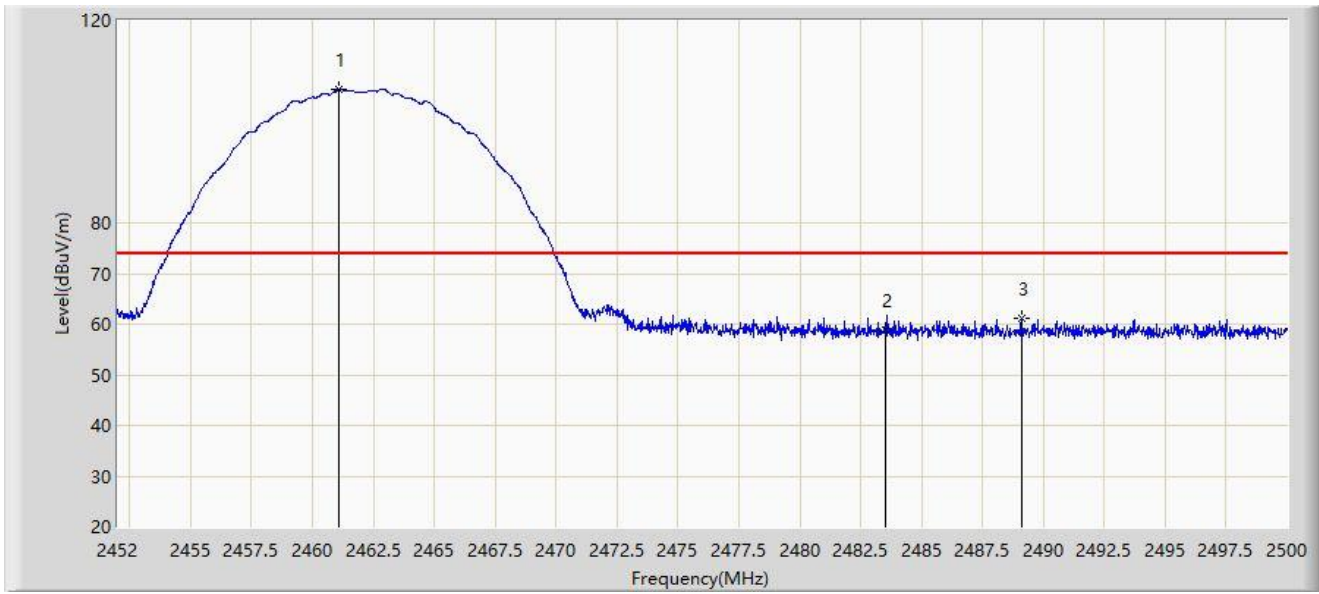
No	Mark	Frequency (MHz)	Measure Level (dB μ V/m)	Reading Level (dB μ V)	Margin (dB)	Limit (dB μ V/m)	Factor (dB/m)	Type
1		2462.680	109.020	77.532	N/A	N/A	31.488	AV
2		2483.500	42.955	11.455	-11.045	54.000	31.500	AV
3	*	2484.976	43.772	12.271	-10.228	54.000	31.501	AV

Note 1: " * ", means this data is the worst emission level.

Note 2: Measure Level (dB μ V/m) = Reading Level (dB μ V) + Factor (dB/m).

Note 3: Factor (dB/m) = Cable Loss (dB) + Antenna Factor (dB/m).

Site: WZ-AC2	Test Date: 2023-07-06
Limit: FCC_2.4G_RE(3m)	Engineer: Dick Shen
Probe: BBHA9120D_1457_1-18GHz	Polarity: Vertical
EUT: HPE Aruba User Experience Sensor	Power: AC 120V/60Hz
Test Mode: Transmit by 802.11b at 2462MHz	



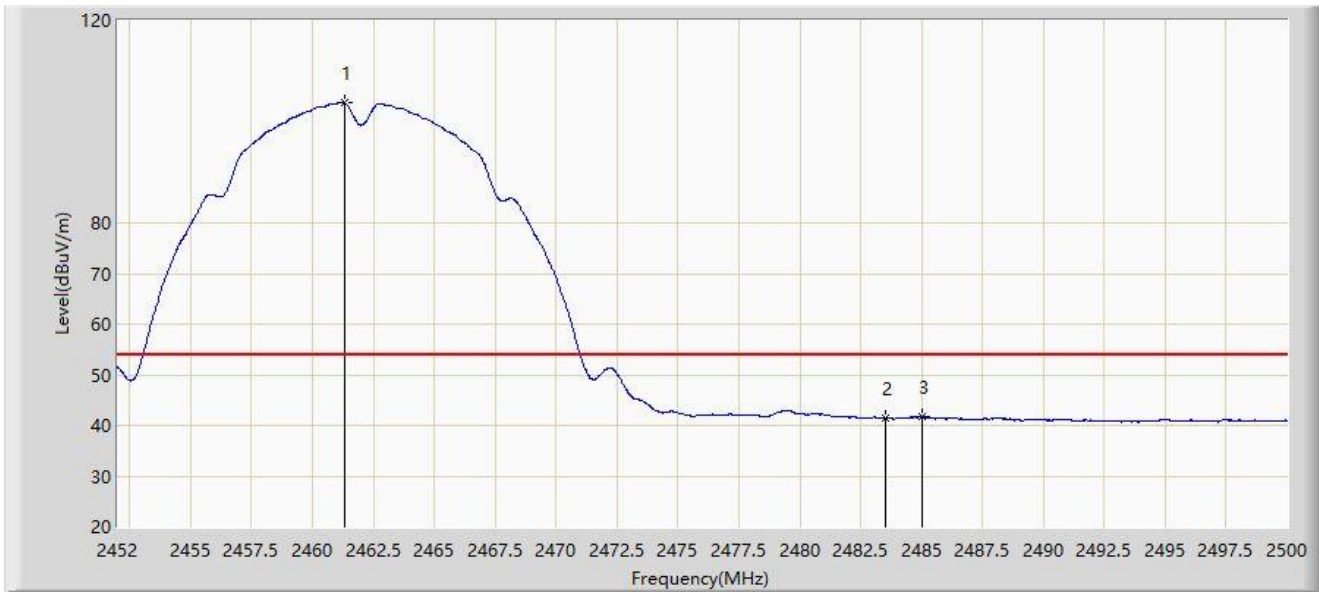
No	Mark	Frequency (MHz)	Measure Level (dB μ V/m)	Reading Level (dB μ V)	Margin (dB)	Limit (dB μ V/m)	Factor (dB/m)	Type
1		2461.072	106.500	75.014	N/A	N/A	31.486	PK
2		2483.500	58.900	27.400	-15.100	74.000	31.500	PK
3	*	2489.104	61.059	29.556	-12.941	74.000	31.503	PK

Note 1: " * ", means this data is the worst emission level.

Note 2: Measure Level (dB μ V/m) = Reading Level (dB μ V) + Factor (dB/m).

Note 3: Factor (dB/m) = Cable Loss (dB) + Antenna Factor (dB/m).

Site: WZ-AC2	Test Date: 2023-07-06
Limit: FCC_2.4G_RE(3m)	Engineer: Dick Shen
Probe: BBHA9120D_1457_1-18GHz	Polarity: Vertical
EUT: HPE Aruba User Experience Sensor	Power: AC 120V/60Hz
Test Mode: Transmit by 802.11b at 2462MHz	



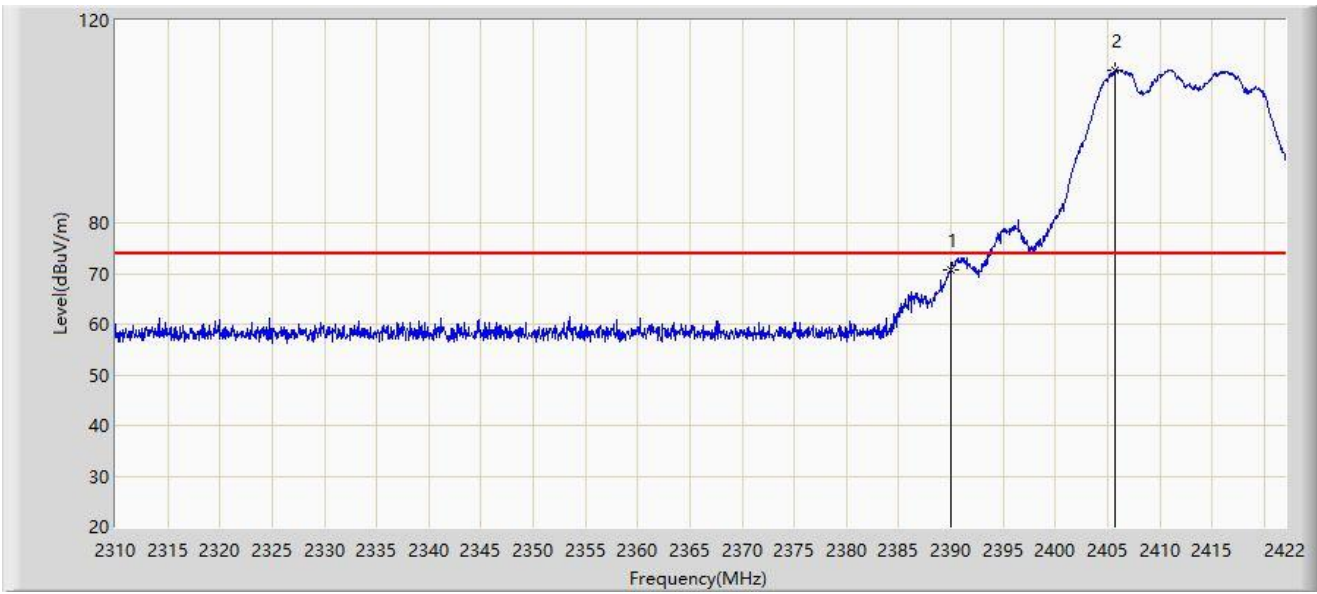
No	Mark	Frequency (MHz)	Measure Level (dB μ V/m)	Reading Level (dB μ V)	Margin (dB)	Limit (dB μ V/m)	Factor (dB/m)	Type
1		2461.312	103.698	72.211	N/A	N/A	31.487	AV
2		2483.500	41.371	9.871	-12.629	54.000	31.500	AV
3	*	2485.048	41.611	10.110	-12.389	54.000	31.501	AV

Note 1: " * ", means this data is the worst emission level.

Note 2: Measure Level (dB μ V/m) = Reading Level (dB μ V) + Factor (dB/m).

Note 3: Factor (dB/m) = Cable Loss (dB) + Antenna Factor (dB/m).

Site: WZ-AC2	Test Date: 2023-07-06
Limit: FCC_2.4G_RE(3m)	Engineer: Dick Shen
Probe: BBHA9120D_1457_1-18GHz	Polarity: Horizontal
EUT: HPE Aruba User Experience Sensor	Power: AC 120V/60Hz
Test Mode: Transmit by 802.11g at 2412MHz	



No	Mark	Frequency (MHz)	Measure Level (dB μ V/m)	Reading Level (dB μ V)	Margin (dB)	Limit (dB μ V/m)	Factor (dB/m)	Type
1	*	2390.000	70.853	39.238	-3.147	74.000	31.615	PK
2		2405.760	110.108	78.569	N/A	N/A	31.538	PK

Note 1: " * ", means this data is the worst emission level.

Note 2: Measure Level (dB μ V/m) = Reading Level (dB μ V) + Factor (dB/m).

Note 3: Factor (dB/m) = Cable Loss (dB) + Antenna Factor (dB/m).

Site: WZ-AC2	Test Date: 2023-07-06
Limit: FCC_2.4G_RE(3m)	Engineer: Dick Shen
Probe: BBHA9120D_1457_1-18GHz	Polarity: Horizontal
EUT: HPE Aruba User Experience Sensor	Power: AC 120V/60Hz
Test Mode: Transmit by 802.11g at 2412MHz	



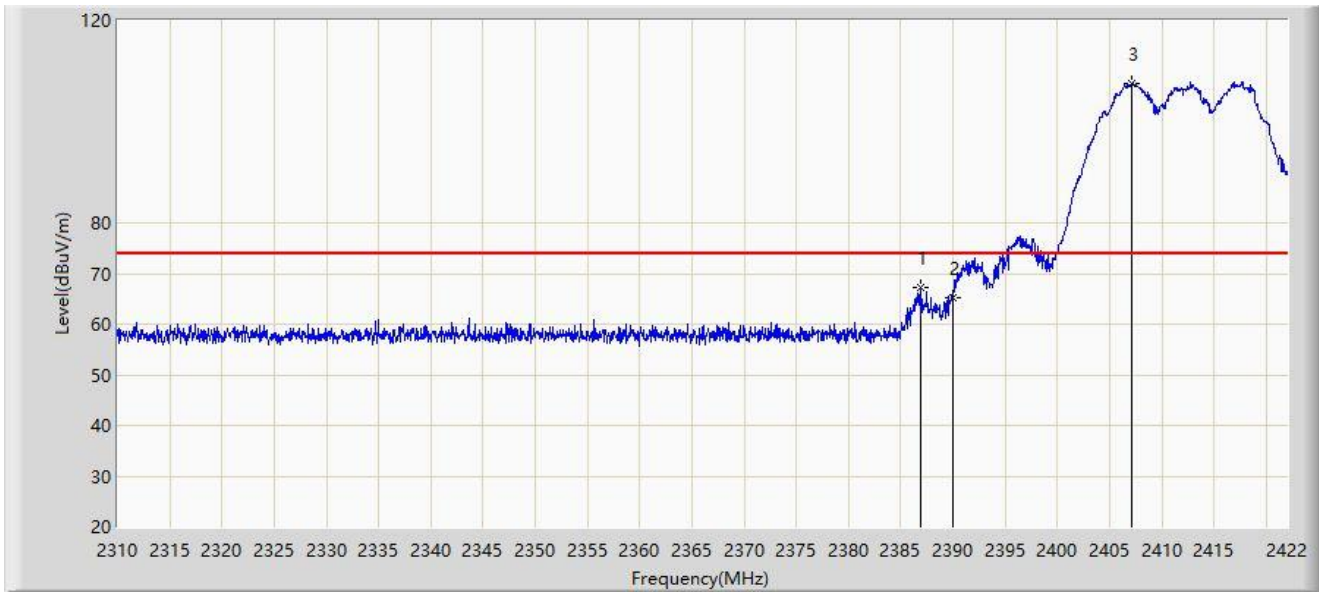
No	Mark	Frequency (MHz)	Measure Level (dB μ V/m)	Reading Level (dB μ V)	Margin (dB)	Limit (dB μ V/m)	Factor (dB/m)	Type
1	*	2390.000	47.839	16.224	-6.161	54.000	31.615	AV
2		2405.704	102.166	70.627	N/A	N/A	31.539	AV

Note 1: " * ", means this data is the worst emission level.

Note 2: Measure Level (dB μ V/m) = Reading Level (dB μ V) + Factor (dB/m).

Note 3: Factor (dB/m) = Cable Loss (dB) + Antenna Factor (dB/m).

Site: WZ-AC2	Test Date: 2023-07-06
Limit: FCC_2.4G_RE(3m)	Engineer: Dick Shen
Probe: BBHA9120D_1457_1-18GHz	Polarity: Vertical
EUT: HPE Aruba User Experience Sensor	Power: AC 120V/60Hz
Test Mode: Transmit by 802.11g at 2412MHz	



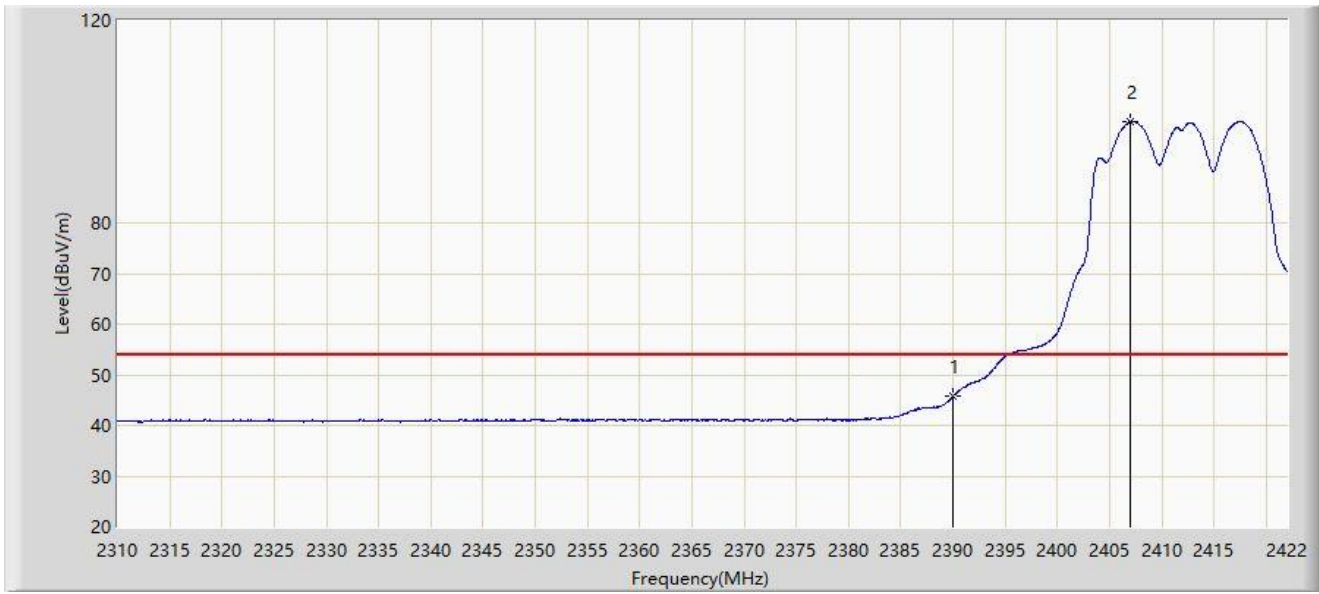
No	Mark	Frequency (MHz)	Measure Level (dB μ V/m)	Reading Level (dB μ V)	Margin (dB)	Limit (dB μ V/m)	Factor (dB/m)	Type
1	*	2386.888	67.169	35.534	-6.831	74.000	31.634	PK
2		2390.000	65.308	33.693	-8.692	74.000	31.615	PK
3		2407.160	107.440	75.906	N/A	N/A	31.535	PK

Note 1: " * ", means this data is the worst emission level.

Note 2: Measure Level (dB μ V/m) = Reading Level (dB μ V) + Factor (dB/m).

Note 3: Factor (dB/m) = Cable Loss (dB) + Antenna Factor (dB/m).

Site: WZ-AC2	Test Date: 2023-07-06
Limit: FCC_2.4G_RE(3m)	Engineer: Dick Shen
Probe: BBHA9120D_1457_1-18GHz	Polarity: Vertical
EUT: HPE Aruba User Experience Sensor	Power: AC 120V/60Hz
Test Mode: Transmit by 802.11g at 2412MHz	



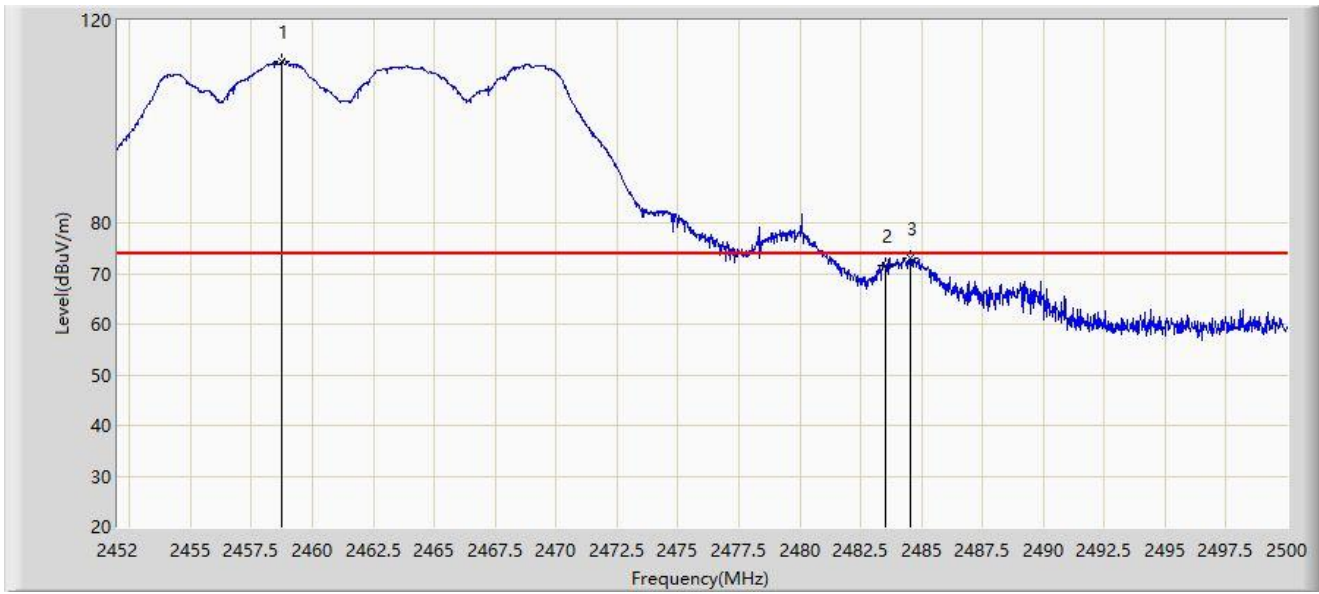
No	Mark	Frequency (MHz)	Measure Level (dB μ V/m)	Reading Level (dB μ V)	Margin (dB)	Limit (dB μ V/m)	Factor (dB/m)	Type
1	*	2390.000	45.679	14.064	-8.321	54.000	31.615	AV
2		2406.992	100.008	68.473	N/A	N/A	31.535	AV

Note 1: " * ", means this data is the worst emission level.

Note 2: Measure Level (dB μ V/m) = Reading Level (dB μ V) + Factor (dB/m).

Note 3: Factor (dB/m) = Cable Loss (dB) + Antenna Factor (dB/m).

Site: WZ-AC2	Test Date: 2023-06-23
Limit: FCC_2.4G_RE(3m)	Engineer: Dick Shen
Probe: BBHA9120D_1457_1-18GHz	Polarity: Horizontal
EUT: HPE Aruba User Experience Sensor	Power: AC 120V/60Hz
Test Mode: Transmit by 802.11g at 2462MHz	



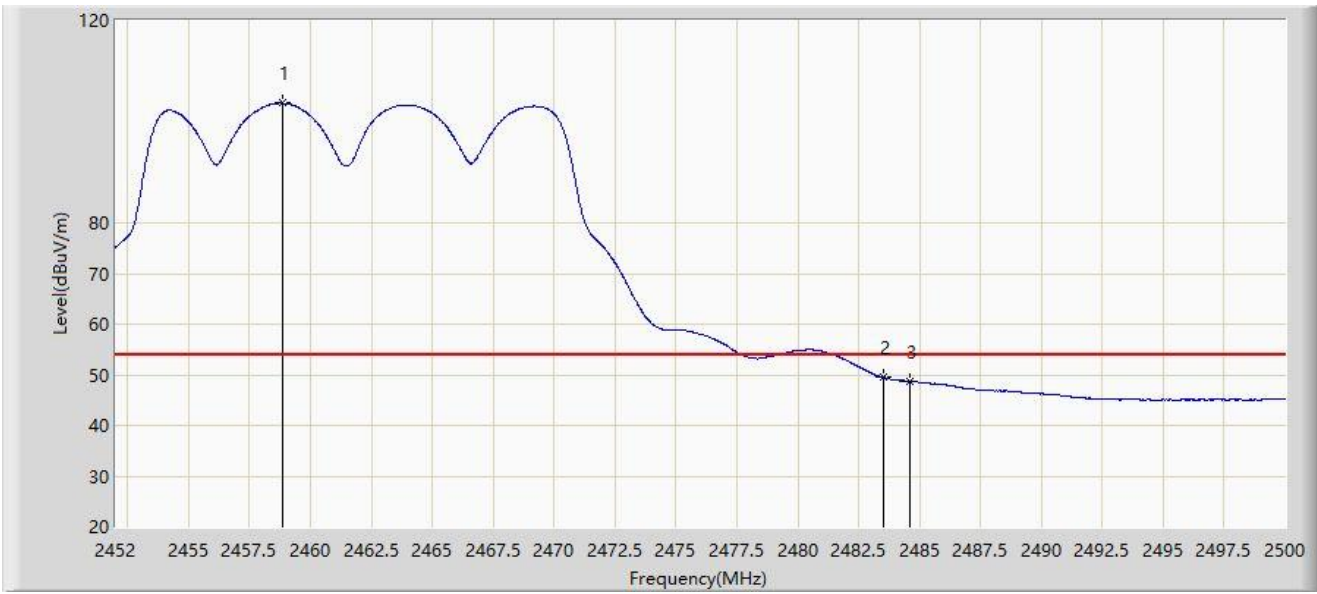
No	Mark	Frequency (MHz)	Measure Level (dB μ V/m)	Reading Level (dB μ V)	Margin (dB)	Limit (dB μ V/m)	Factor (dB/m)	Type
1		2458.720	111.832	80.348	N/A	N/A	31.484	PK
2		2483.500	71.654	40.154	-2.346	74.000	31.500	PK
3	*	2484.568	73.120	41.619	-0.880	74.000	31.501	PK

Note 1: " * ", means this data is the worst emission level.

Note 2: Measure Level (dB μ V/m) = Reading Level (dB μ V) + Factor (dB/m).

Note 3: Factor (dB/m) = Cable Loss (dB) + Antenna Factor (dB/m).

Site: WZ-AC2	Test Date: 2023-06-23
Limit: FCC_2.4G_RE(3m)	Engineer: Dick Shen
Probe: BBHA9120D_1457_1-18GHz	Polarity: Horizontal
EUT: HPE Aruba User Experience Sensor	Power: AC 120V/60Hz
Test Mode: Transmit by 802.11g at 2462MHz	



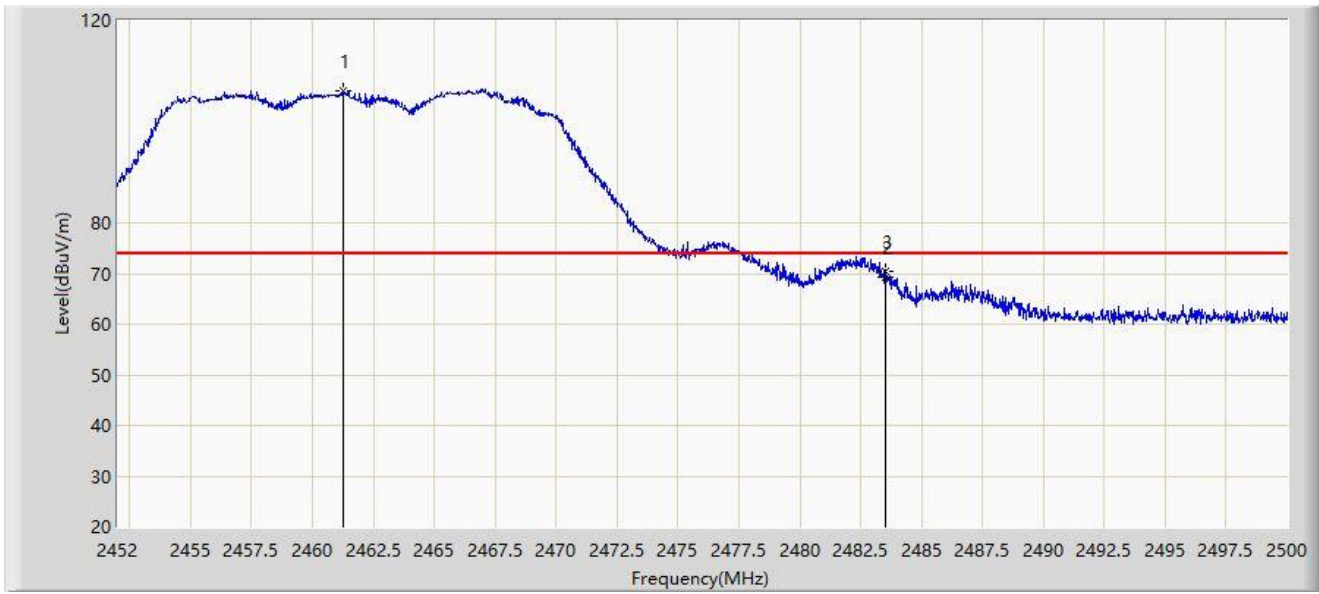
No	Mark	Frequency (MHz)	Measure Level (dB μ V/m)	Reading Level (dB μ V)	Margin (dB)	Limit (dB μ V/m)	Factor (dB/m)	Type
1		2458.840	103.631	72.147	N/A	N/A	31.485	AV
2	*	2483.500	49.474	17.974	-4.526	54.000	31.500	AV
3		2484.592	48.753	17.252	-5.247	54.000	31.501	AV

Note 1: " * ", means this data is the worst emission level.

Note 2: Measure Level (dB μ V/m) = Reading Level (dB μ V) + Factor (dB/m).

Note 3: Factor (dB/m) = Cable Loss (dB) + Antenna Factor (dB/m).

Site: WZ-AC2	Test Date: 2023-06-23
Limit: FCC_2.4G_RE(3m)	Engineer: Dick Shen
Probe: BBHA9120D_1457_1-18GHz	Polarity: Vertical
EUT: HPE Aruba User Experience Sensor	Power: AC 120V/60Hz
Test Mode: Transmit by 802.11g at 2462MHz	



No	Mark	Frequency (MHz)	Measure Level (dB μ V/m)	Reading Level (dB μ V)	Margin (dB)	Limit (dB μ V/m)	Factor (dB/m)	Type
1		2461.240	106.145	74.658	N/A	N/A	31.487	PK
2		2483.500	69.339	37.839	-4.661	74.000	31.500	PK
3	*	2483.512	70.472	38.972	-3.528	74.000	31.500	PK

Note 1: " * ", means this data is the worst emission level.

Note 2: Measure Level (dB μ V/m) = Reading Level (dB μ V) + Factor (dB/m).

Note 3: Factor (dB/m) = Cable Loss (dB) + Antenna Factor (dB/m).

Site: WZ-AC2	Test Date: 2023-06-23
Limit: FCC_2.4G_RE(3m)	Engineer: Dick Shen
Probe: BBHA9120D_1457_1-18GHz	Polarity: Vertical
EUT: HPE Aruba User Experience Sensor	Power: AC 120V/60Hz
Test Mode: Transmit by 802.11g at 2462MHz	



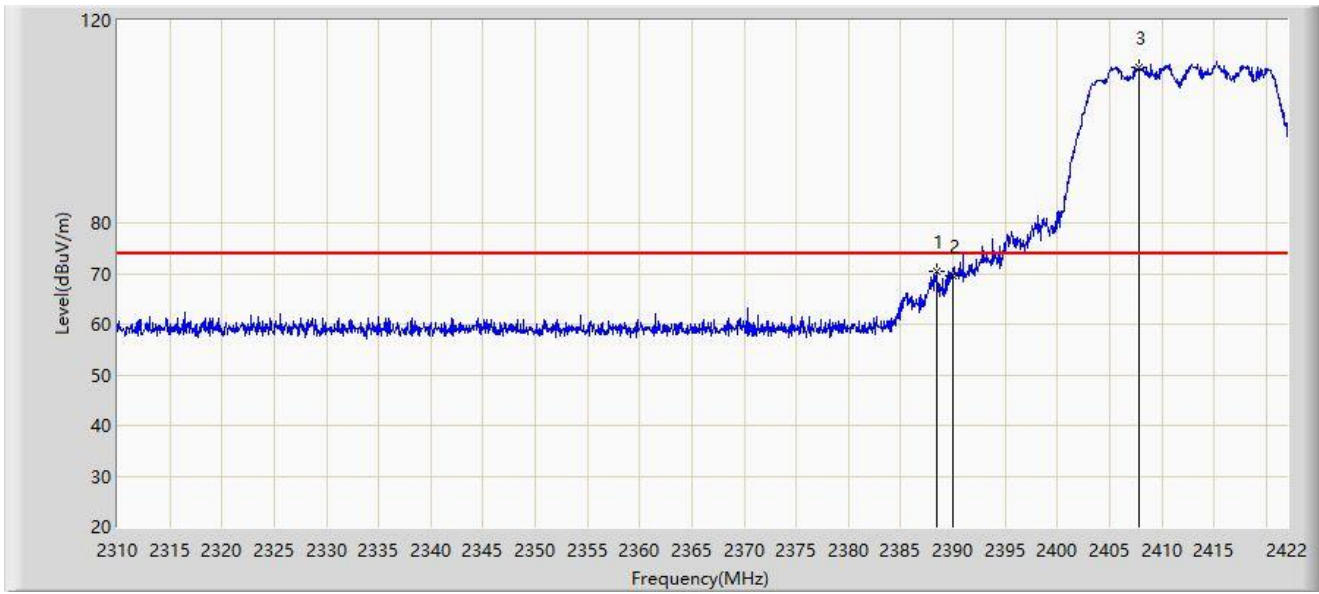
No	Mark	Frequency (MHz)	Measure Level (dBμV/m)	Reading Level (dBμV)	Margin (dB)	Limit (dBμV/m)	Factor (dB/m)	Type
1		2461.168	97.497	66.011	N/A	N/A	31.487	AV
2	*	2483.500	47.395	15.895	-6.605	54.000	31.500	AV
3		2483.920	47.180	15.679	-6.820	54.000	31.501	AV

Note 1: " * ", means this data is the worst emission level.

Note 2: Measure Level (dBμV/m) = Reading Level (dBμV) + Factor (dB/m).

Note 3: Factor (dB/m) = Cable Loss (dB) + Antenna Factor (dB/m).

Site: WZ-AC2	Test Date: 2023-06-23
Limit: FCC_2.4G_RE(3m)	Engineer: Dick Shen
Probe: BBHA9120D_1457_1-18GHz	Polarity: Horizontal
EUT: HPE Aruba User Experience Sensor	Power: AC 120V/60Hz
Test Mode: Transmit by 802.11n-HT20 at 2412MHz	



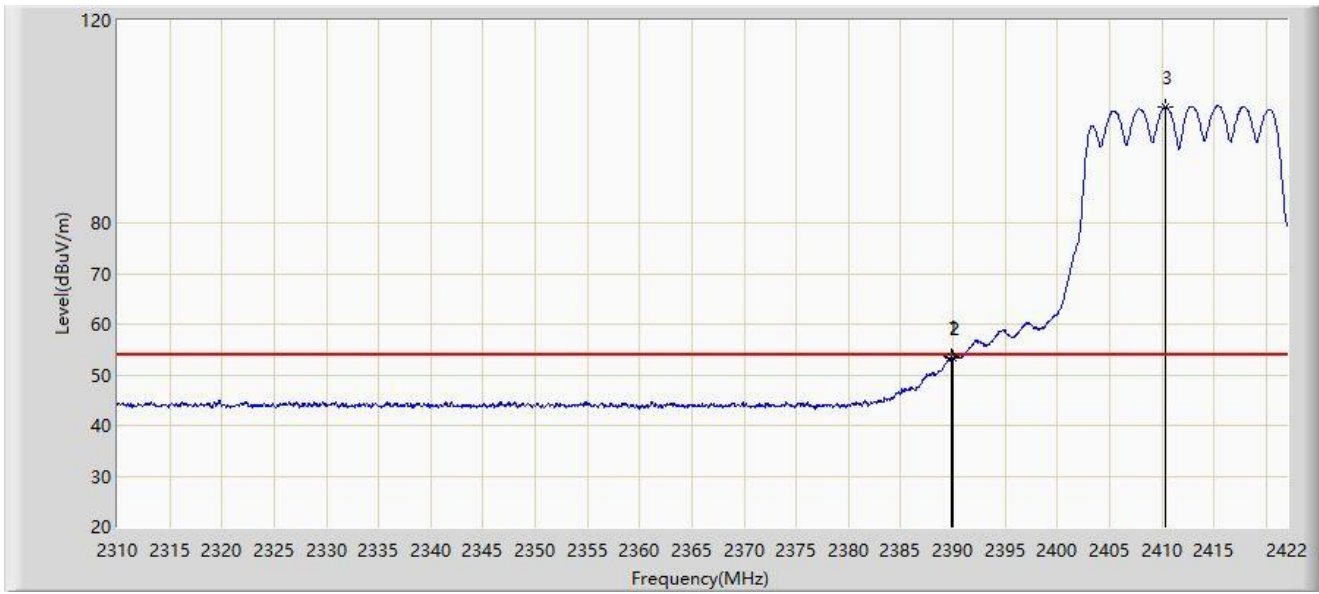
No	Mark	Frequency (MHz)	Measure Level (dB μ V/m)	Reading Level (dB μ V)	Margin (dB)	Limit (dB μ V/m)	Factor (dB/m)	Type
1	*	2388.512	70.290	38.666	-3.710	74.000	31.624	PK
2		2390.000	69.649	38.034	-4.351	74.000	31.615	PK
3		2407.832	110.624	79.091	N/A	N/A	31.533	PK

Note 1: " * ", means this data is the worst emission level.

Note 2: Measure Level (dB μ V/m) = Reading Level (dB μ V) + Factor (dB/m).

Note 3: Factor (dB/m) = Cable Loss (dB) + Antenna Factor (dB/m).

Site: WZ-AC2	Test Date: 2023-06-23
Limit: FCC_2.4G_RE(3m)	Engineer: Dick Shen
Probe: BBHA9120D_1457_1-18GHz	Polarity: Horizontal
EUT: HPE Aruba User Experience Sensor	Power: AC 120V/60Hz
Test Mode: Transmit by 802.11n-HT20 at 2412MHz	



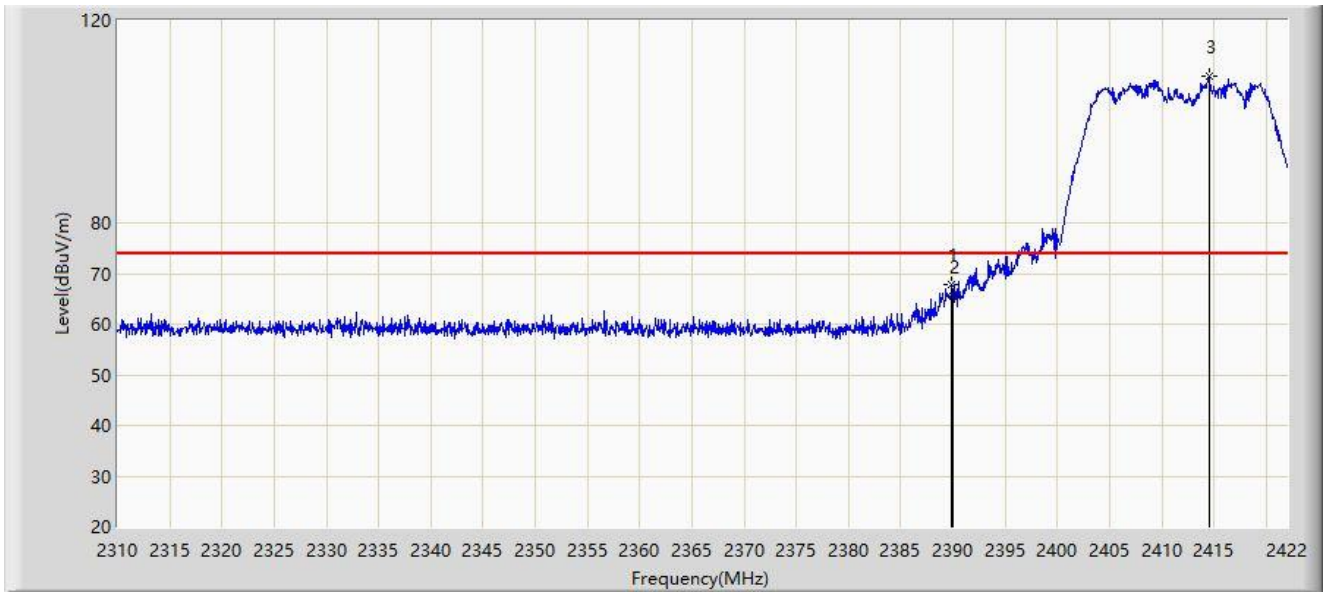
No	Mark	Frequency (MHz)	Measure Level (dB μ V/m)	Reading Level (dB μ V)	Margin (dB)	Limit (dB μ V/m)	Factor (dB/m)	Type
1	*	2389.800	53.537	21.921	-0.463	54.000	31.617	AV
2		2390.000	53.235	21.620	-0.765	54.000	31.615	AV
3		2410.296	102.870	71.345	N/A	N/A	31.525	AV

Note 1: " * ", means this data is the worst emission level.

Note 2: Measure Level (dB μ V/m) = Reading Level (dB μ V) + Factor (dB/m).

Note 3: Factor (dB/m) = Cable Loss (dB) + Antenna Factor (dB/m).

Site: WZ-AC2	Test Date: 2023-06-23
Limit: FCC_2.4G_RE(3m)	Engineer: Dick Shen
Probe: BBHA9120D_1457_1-18GHz	Polarity: Vertical
EUT: HPE Aruba User Experience Sensor	Power: AC 120V/60Hz
Test Mode: Transmit by 802.11n-HT20 at 2412MHz	



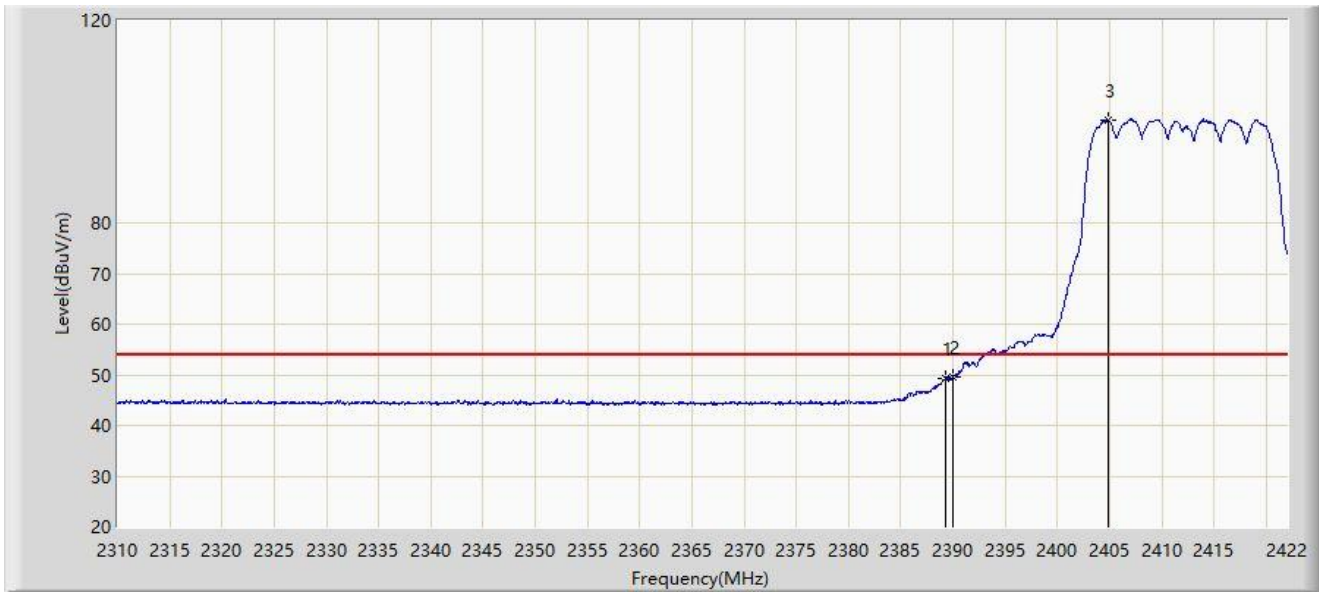
No	Mark	Frequency (MHz)	Measure Level (dB μ V/m)	Reading Level (dB μ V)	Margin (dB)	Limit (dB μ V/m)	Factor (dB/m)	Type
1	*	2389.912	67.814	36.198	-6.186	74.000	31.615	PK
2		2390.000	65.547	33.932	-8.453	74.000	31.615	PK
3		2414.552	109.113	77.601	N/A	N/A	31.512	PK

Note 1: " * ", means this data is the worst emission level.

Note 2: Measure Level (dB μ V/m) = Reading Level (dB μ V) + Factor (dB/m).

Note 3: Factor (dB/m) = Cable Loss (dB) + Antenna Factor (dB/m).

Site: WZ-AC2	Test Date: 2023-06-23
Limit: FCC_2.4G_RE(3m)	Engineer: Dick Shen
Probe: BBHA9120D_1457_1-18GHz	Polarity: Vertical
EUT: HPE Aruba User Experience Sensor	Power: AC 120V/60Hz
Test Mode: Transmit by 802.11n-HT20 at 2412MHz	



No	Mark	Frequency (MHz)	Measure Level (dBμV/m)	Reading Level (dBμV)	Margin (dB)	Limit (dBμV/m)	Factor (dB/m)	Type
1		2389.352	49.418	17.799	-4.582	54.000	31.620	AV
2	*	2390.000	49.472	17.857	-4.528	54.000	31.615	AV
3		2404.864	100.333	68.792	N/A	N/A	31.541	AV

Note 1: " * ", means this data is the worst emission level.

Note 2: Measure Level (dBμV/m) = Reading Level (dBμV) + Factor (dB/m).

Note 3: Factor (dB/m) = Cable Loss (dB) + Antenna Factor (dB/m).

Site: WZ-AC2	Test Date: 2023-06-23
Limit: FCC_2.4G_RE(3m)	Engineer: Dick Shen
Probe: BBHA9120D_1457_1-18GHz	Polarity: Horizontal
EUT: HPE Aruba User Experience Sensor	Power: AC 120V/60Hz
Test Mode: Transmit by 802.11n-HT20 at 2462MHz	



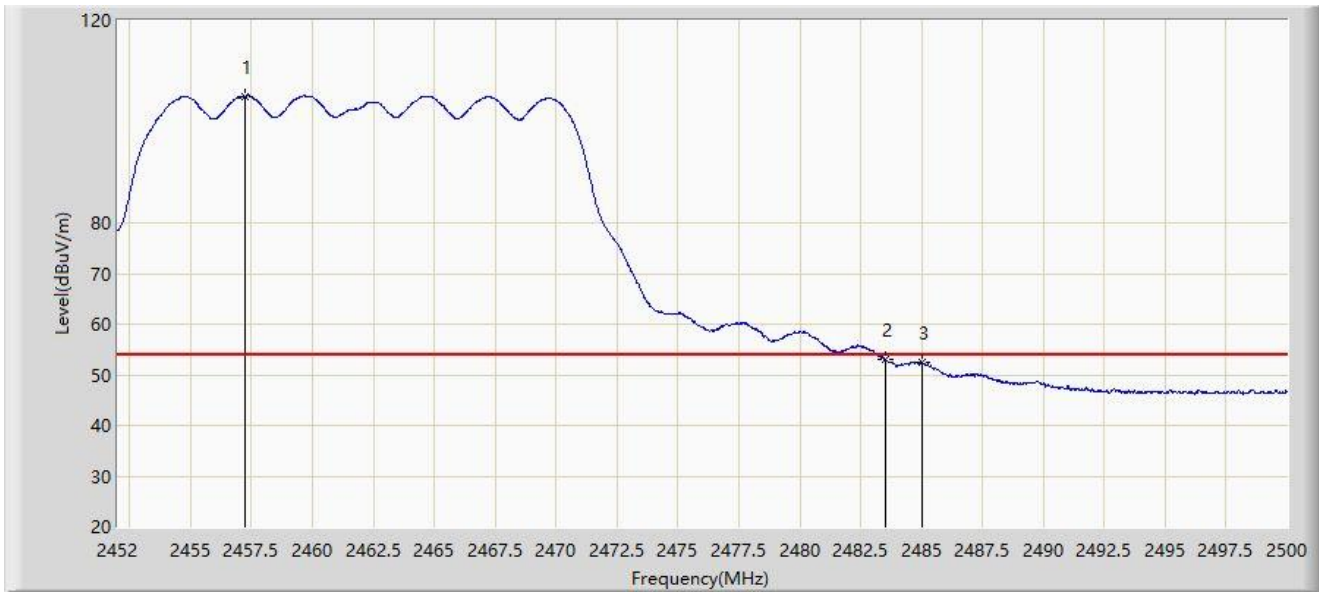
No	Mark	Frequency (MHz)	Measure Level (dB μ V/m)	Reading Level (dB μ V)	Margin (dB)	Limit (dB μ V/m)	Factor (dB/m)	Type
1		2459.584	113.021	81.536	N/A	N/A	31.485	PK
2		2483.500	69.463	37.963	-4.537	74.000	31.500	PK
3	*	2485.288	73.145	41.644	-0.855	74.000	31.501	PK

Note 1: " * ", means this data is the worst emission level.

Note 2: Measure Level (dB μ V/m) = Reading Level (dB μ V) + Factor (dB/m).

Note 3: Factor (dB/m) = Cable Loss (dB) + Antenna Factor (dB/m).

Site: WZ-AC2	Test Date: 2023-06-23
Limit: FCC_2.4G_RE(3m)	Engineer: Dick Shen
Probe: BBHA9120D_1457_1-18GHz	Polarity: Horizontal
EUT: HPE Aruba User Experience Sensor	Power: AC 120V/60Hz
Test Mode: Transmit by 802.11n-HT20 at 2462MHz	



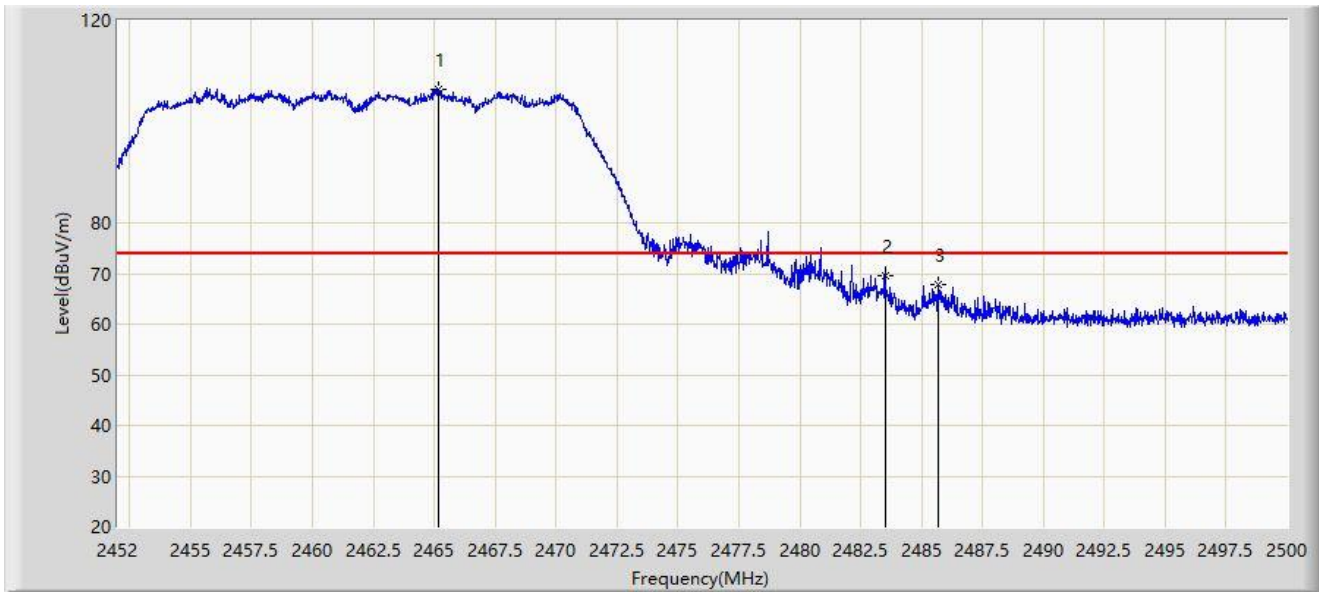
No	Mark	Frequency (MHz)	Measure Level (dB μ V/m)	Reading Level (dB μ V)	Margin (dB)	Limit (dB μ V/m)	Factor (dB/m)	Type
1		2457.208	104.969	73.486	N/A	N/A	31.482	AV
2	*	2483.500	52.965	21.465	-1.035	54.000	31.500	AV
3		2485.000	52.552	21.051	-1.448	54.000	31.501	AV

Note 1: " * ", means this data is the worst emission level.

Note 2: Measure Level (dB μ V/m) = Reading Level (dB μ V) + Factor (dB/m).

Note 3: Factor (dB/m) = Cable Loss (dB) + Antenna Factor (dB/m).

Site: WZ-AC2	Test Date: 2023-06-23
Limit: FCC_2.4G_RE(3m)	Engineer: Dick Shen
Probe: BBHA9120D_1457_1-18GHz	Polarity: Vertical
EUT: HPE Aruba User Experience Sensor	Power: AC 120V/60Hz
Test Mode: Transmit by 802.11n-HT20 at 2462MHz	



No	Mark	Frequency (MHz)	Measure Level (dB μ V/m)	Reading Level (dB μ V)	Margin (dB)	Limit (dB μ V/m)	Factor (dB/m)	Type
1		2465.200	106.233	74.742	N/A	N/A	31.491	PK
2	*	2483.500	69.596	38.096	-4.404	74.000	31.500	PK
3		2485.696	67.797	36.296	-6.203	74.000	31.501	PK

Note 1: " * ", means this data is the worst emission level.

Note 2: Measure Level (dB μ V/m) = Reading Level (dB μ V) + Factor (dB/m).

Note 3: Factor (dB/m) = Cable Loss (dB) + Antenna Factor (dB/m).

Site: WZ-AC2	Test Date: 2023-06-23
Limit: FCC_2.4G_RE(3m)	Engineer: Dick Shen
Probe: BBHA9120D_1457_1-18GHz	Polarity: Vertical
EUT: HPE Aruba User Experience Sensor	Power: AC 120V/60Hz
Test Mode: Transmit by 802.11n-HT20 at 2462MHz	



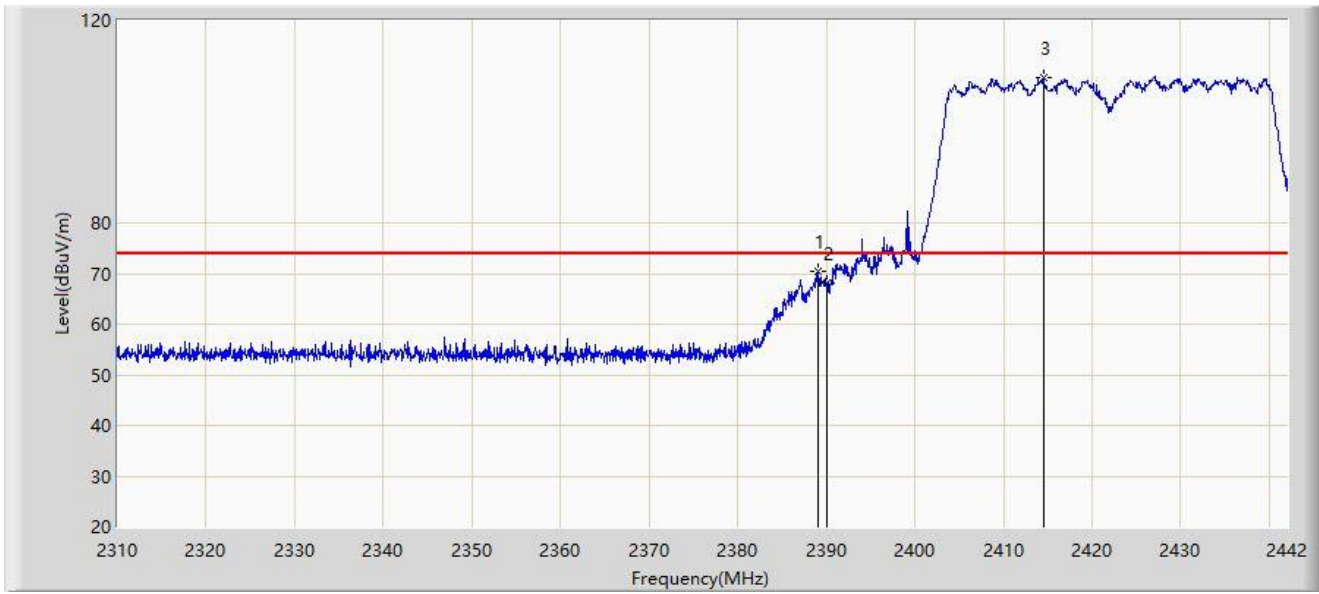
No	Mark	Frequency (MHz)	Measure Level (dBμV/m)	Reading Level (dBμV)	Margin (dB)	Limit (dBμV/m)	Factor (dB/m)	Type
1		2460.112	97.884	66.399	N/A	N/A	31.485	AV
2		2483.500	49.335	17.835	-4.665	54.000	31.500	AV
3	*	2483.848	49.877	18.376	-4.123	54.000	31.501	AV

Note 1: " * ", means this data is the worst emission level.

Note 2: Measure Level (dBμV/m) = Reading Level (dBμV) + Factor (dB/m).

Note 3: Factor (dB/m) = Cable Loss (dB) + Antenna Factor (dB/m).

Site: WZ-AC2	Test Date: 2023-06-23
Limit: FCC_2.4G_RE(3m)	Engineer: Dick Shen
Probe: BBHA9120D_1457_1-18GHz	Polarity: Horizontal
EUT: HPE Aruba User Experience Sensor	Power: AC 120V/60Hz
Test Mode: Transmit by 802.11n-HT40 at 2422MHz	



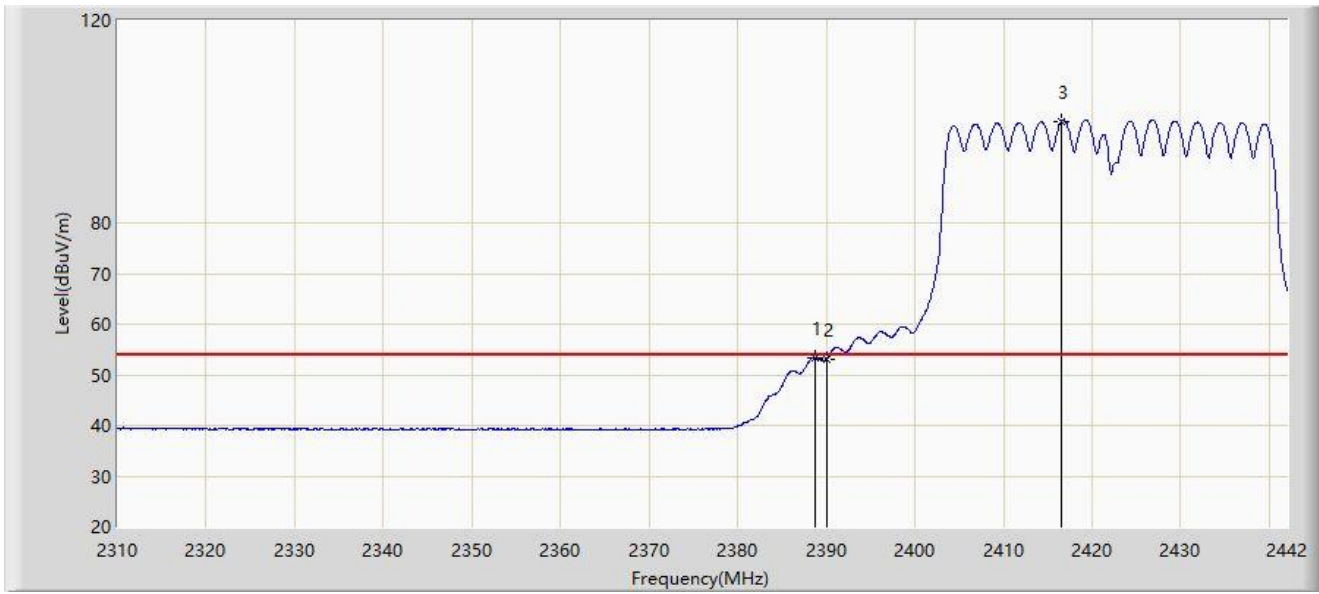
No	Mark	Frequency (MHz)	Measure Level (dBμV/m)	Reading Level (dBμV)	Margin (dB)	Limit (dBμV/m)	Factor (dB/m)	Type
1	*	2389.068	70.566	38.945	-3.434	74.000	31.621	PK
2		2390.000	68.084	36.469	-5.916	74.000	31.615	PK
3		2414.478	108.744	77.232	N/A	N/A	31.513	PK

Note 1: " * ", means this data is the worst emission level.

Note 2: Measure Level (dBμV/m) = Reading Level (dBμV) + Factor (dB/m).

Note 3: Factor (dB/m) = Cable Loss (dB) + Antenna Factor (dB/m).

Site: WZ-AC2	Test Date: 2023-06-23
Limit: FCC_2.4G_RE(3m)	Engineer: Dick Shen
Probe: BBHA9120D_1457_1-18GHz	Polarity: Horizontal
EUT: HPE Aruba User Experience Sensor	Power: AC 120V/60Hz
Test Mode: Transmit by 802.11n-HT40 at 2422MHz	



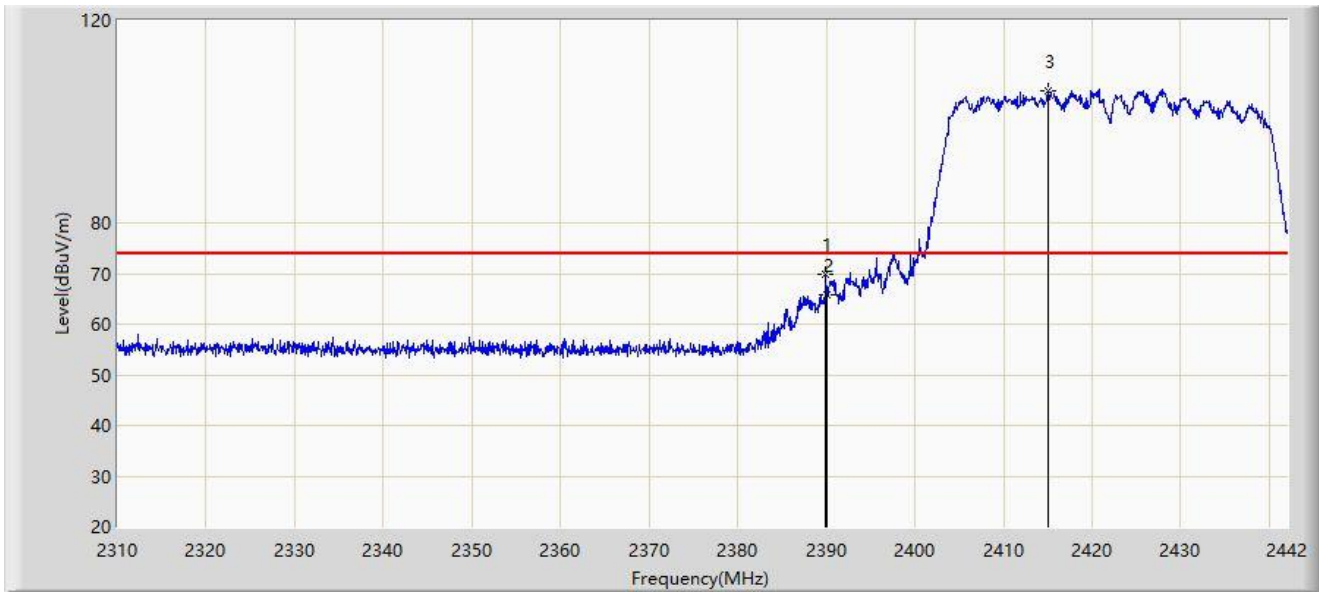
No	Mark	Frequency (MHz)	Measure Level (dBμV/m)	Reading Level (dBμV)	Margin (dB)	Limit (dBμV/m)	Factor (dB/m)	Type
1	*	2388.672	53.406	21.783	-0.594	54.000	31.623	AV
2		2390.000	53.164	21.549	-0.836	54.000	31.615	AV
3		2416.524	100.060	68.554	N/A	N/A	31.506	AV

Note 1: " * ", means this data is the worst emission level.

Note 2: Measure Level (dBμV/m) = Reading Level (dBμV) + Factor (dB/m).

Note 3: Factor (dB/m) = Cable Loss (dB) + Antenna Factor (dB/m).

Site: WZ-AC2	Test Date: 2023-06-23
Limit: FCC_2.4G_RE(3m)	Engineer: Dick Shen
Probe: BBHA9120D_1457_1-18GHz	Polarity: Vertical
EUT: HPE Aruba User Experience Sensor	Power: AC 120V/60Hz
Test Mode: Transmit by 802.11n-HT40 at 2422MHz	



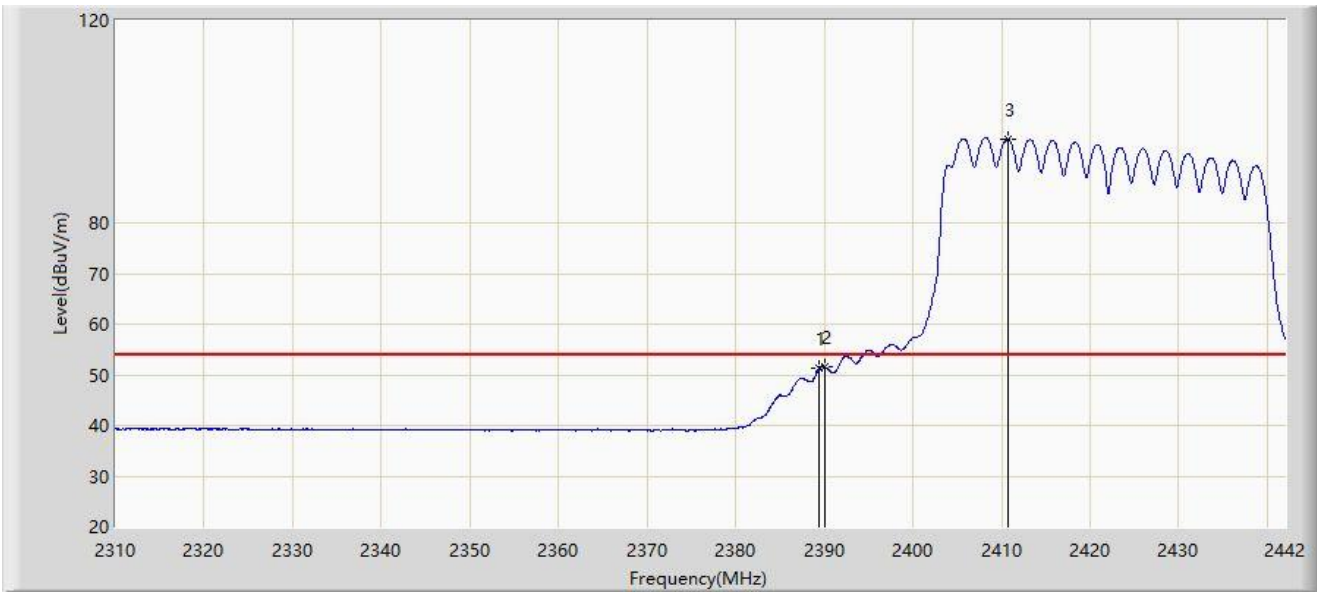
No	Mark	Frequency (MHz)	Measure Level (dB μ V/m)	Reading Level (dB μ V)	Margin (dB)	Limit (dB μ V/m)	Factor (dB/m)	Type
1	*	2389.926	69.771	38.155	-4.229	74.000	31.615	PK
2		2390.000	65.813	34.198	-8.187	74.000	31.615	PK
3		2415.006	106.113	74.602	N/A	N/A	31.511	PK

Note 1: " * ", means this data is the worst emission level.

Note 2: Measure Level (dB μ V/m) = Reading Level (dB μ V) + Factor (dB/m).

Note 3: Factor (dB/m) = Cable Loss (dB) + Antenna Factor (dB/m).

Site: WZ-AC2	Test Date: 2023-06-23
Limit: FCC_2.4G_RE(3m)	Engineer: Dick Shen
Probe: BBHA9120D_1457_1-18GHz	Polarity: Vertical
EUT: HPE Aruba User Experience Sensor	Power: AC 120V/60Hz
Test Mode: Transmit by 802.11n-HT40 at 2422MHz	



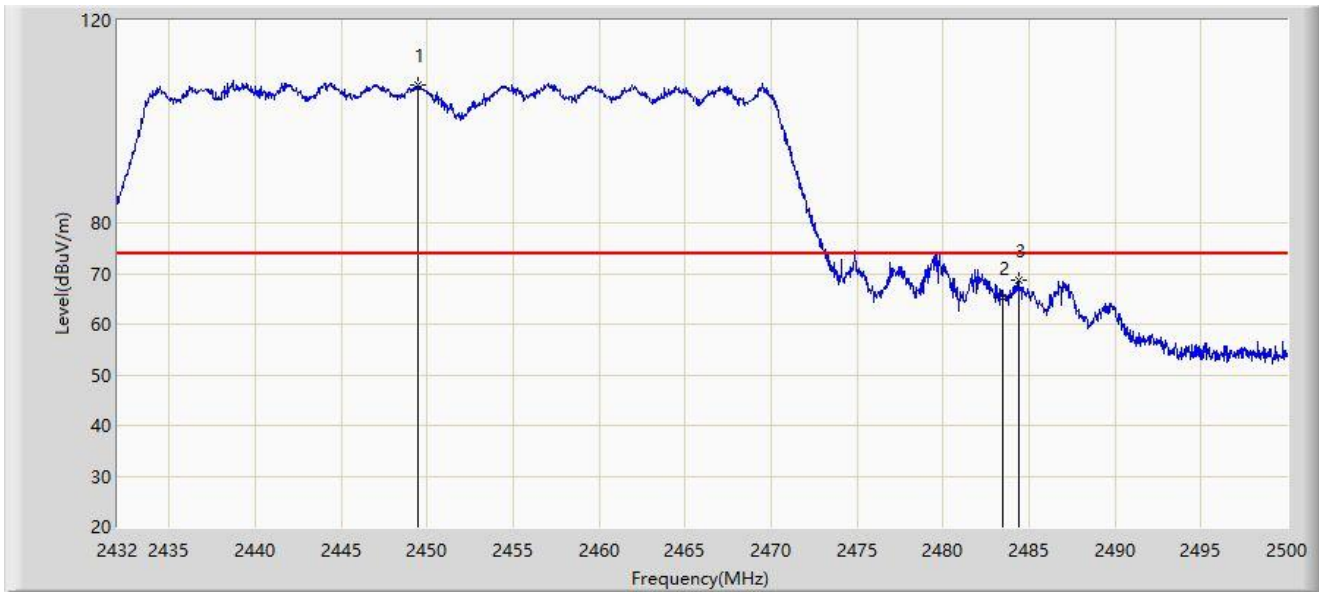
No	Mark	Frequency (MHz)	Measure Level (dB μ V/m)	Reading Level (dB μ V)	Margin (dB)	Limit (dB μ V/m)	Factor (dB/m)	Type
1		2389.464	51.211	19.593	-2.789	54.000	31.618	AV
2	*	2390.000	51.608	19.993	-2.392	54.000	31.615	AV
3		2410.716	96.639	65.115	N/A	N/A	31.524	AV

Note 1: " * ", means this data is the worst emission level.

Note 2: Measure Level (dB μ V/m) = Reading Level (dB μ V) + Factor (dB/m).

Note 3: Factor (dB/m) = Cable Loss (dB) + Antenna Factor (dB/m).

Site: WZ-AC2	Test Date: 2023-06-23
Limit: FCC_2.4G_RE(3m)	Engineer: Dick Shen
Probe: BBHA9120D_1457_1-18GHz	Polarity: Horizontal
EUT: HPE Aruba User Experience Sensor	Power: AC 120V/60Hz
Test Mode: Transmit by 802.11n-HT40 at 2452MHz	



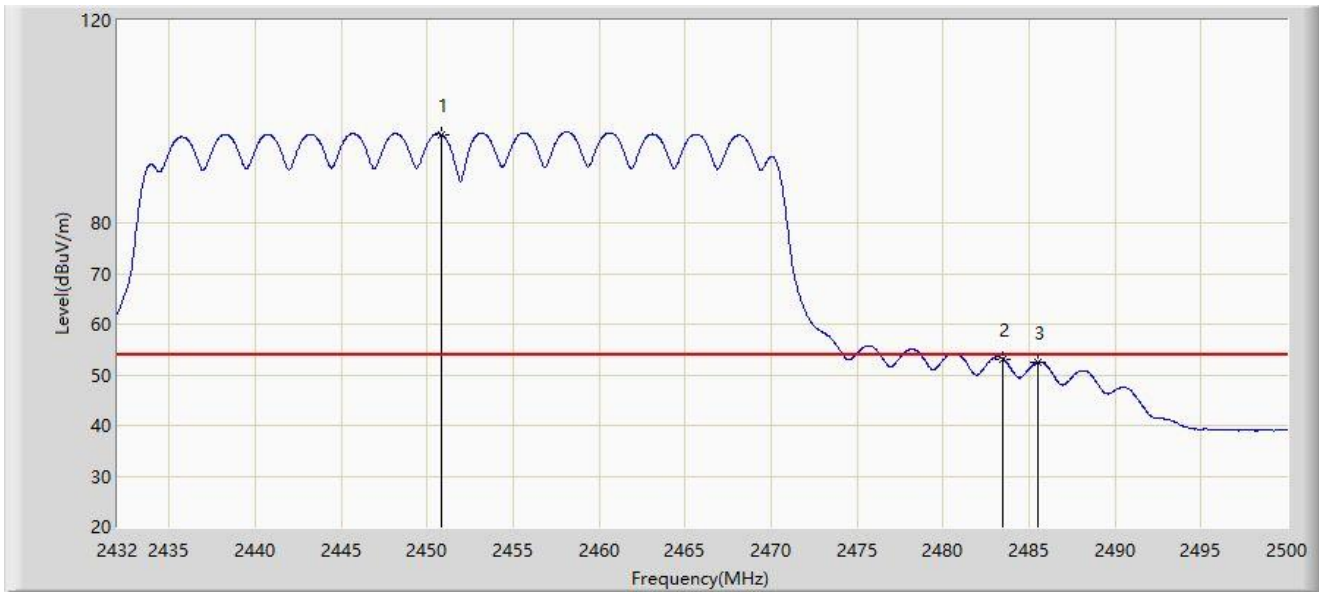
No	Mark	Frequency (MHz)	Measure Level (dB μ V/m)	Reading Level (dB μ V)	Margin (dB)	Limit (dB μ V/m)	Factor (dB/m)	Type
1		2449.510	107.214	75.731	N/A	N/A	31.483	PK
2		2483.500	65.273	33.773	-8.727	74.000	31.500	PK
3	*	2484.394	68.664	37.163	-5.336	74.000	31.501	PK

Note 1: " * ", means this data is the worst emission level.

Note 2: Measure Level (dB μ V/m) = Reading Level (dB μ V) + Factor (dB/m).

Note 3: Factor (dB/m) = Cable Loss (dB) + Antenna Factor (dB/m).

Site: WZ-AC2	Test Date: 2023-06-23
Limit: FCC_2.4G_RE(3m)	Engineer: Dick Shen
Probe: BBHA9120D_1457_1-18GHz	Polarity: Horizontal
EUT: HPE Aruba User Experience Sensor	Power: AC 120V/60Hz
Test Mode: Transmit by 802.11n-HT40 at 2452MHz	



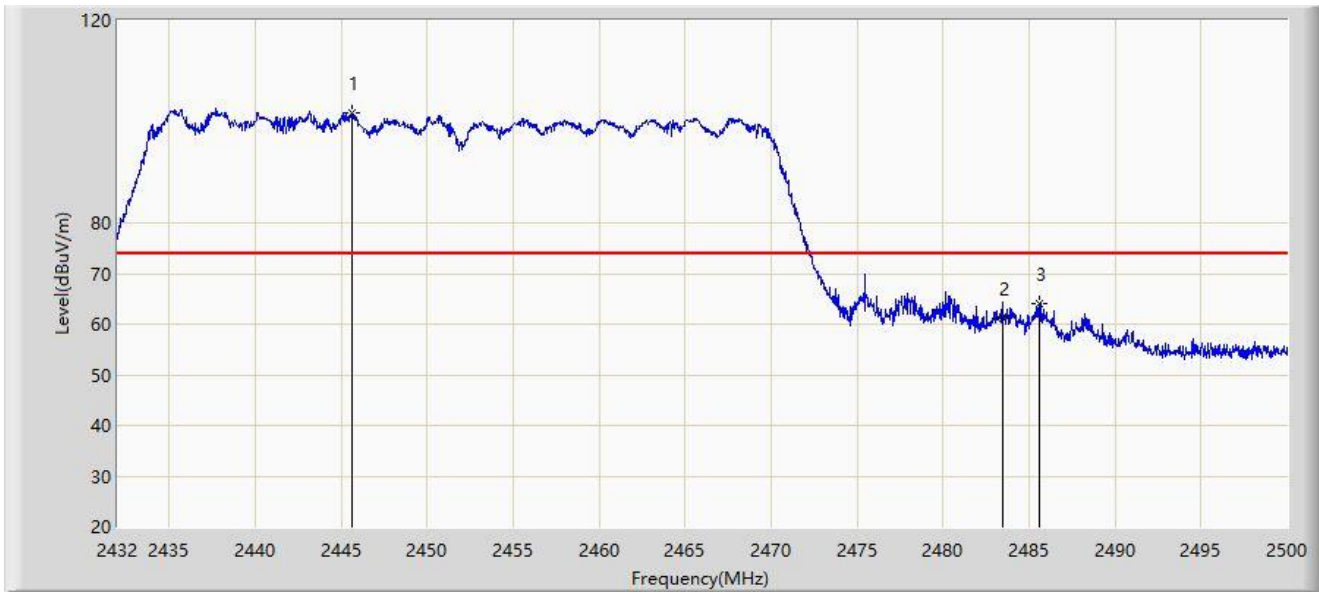
No	Mark	Frequency (MHz)	Measure Level (dB μ V/m)	Reading Level (dB μ V)	Margin (dB)	Limit (dB μ V/m)	Factor (dB/m)	Type
1		2450.802	97.485	66.002	N/A	N/A	31.483	AV
2	*	2483.500	53.071	21.571	-0.929	54.000	31.500	AV
3		2485.550	52.511	21.010	-1.489	54.000	31.501	AV

Note 1: " * ", means this data is the worst emission level.

Note 2: Measure Level (dB μ V/m) = Reading Level (dB μ V) + Factor (dB/m).

Note 3: Factor (dB/m) = Cable Loss (dB) + Antenna Factor (dB/m).

Site: WZ-AC2	Test Date: 2023-06-23
Limit: FCC_2.4G_RE(3m)	Engineer: Dick Shen
Probe: BBHA9120D_1457_1-18GHz	Polarity: Vertical
EUT: HPE Aruba User Experience Sensor	Power: AC 120V/60Hz
Test Mode: Transmit by 802.11n-HT40 at 2452MHz	



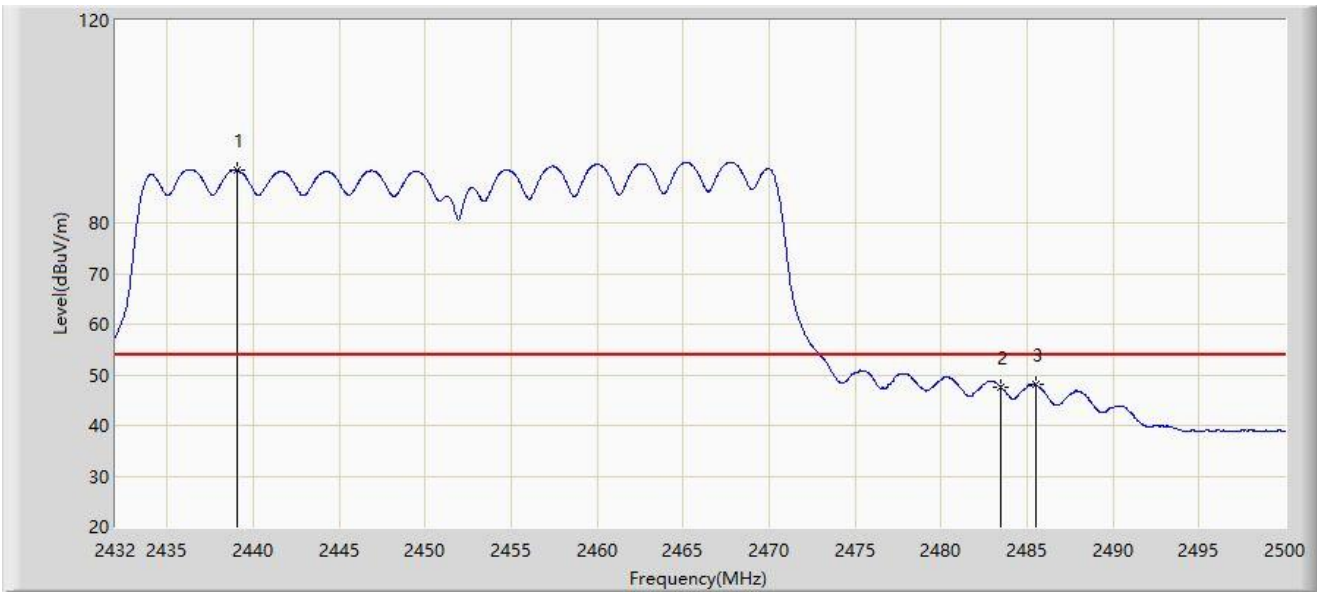
No	Mark	Frequency (MHz)	Measure Level (dB μ V/m)	Reading Level (dB μ V)	Margin (dB)	Limit (dB μ V/m)	Factor (dB/m)	Type
1		2445.600	101.686	70.202	N/A	N/A	31.484	PK
2		2483.500	61.224	29.724	-12.776	74.000	31.500	PK
3	*	2485.584	63.955	32.454	-10.045	74.000	31.501	PK

Note 1: " * ", means this data is the worst emission level.

Note 2: Measure Level (dB μ V/m) = Reading Level (dB μ V) + Factor (dB/m).

Note 3: Factor (dB/m) = Cable Loss (dB) + Antenna Factor (dB/m).

Site: WZ-AC2	Test Date: 2023-06-23
Limit: FCC_2.4G_RE(3m)	Engineer: Dick Shen
Probe: BBHA9120D_1457_1-18GHz	Polarity: Vertical
EUT: HPE Aruba User Experience Sensor	Power: AC 120V/60Hz
Test Mode: Transmit by 802.11n-HT40 at 2452MHz	



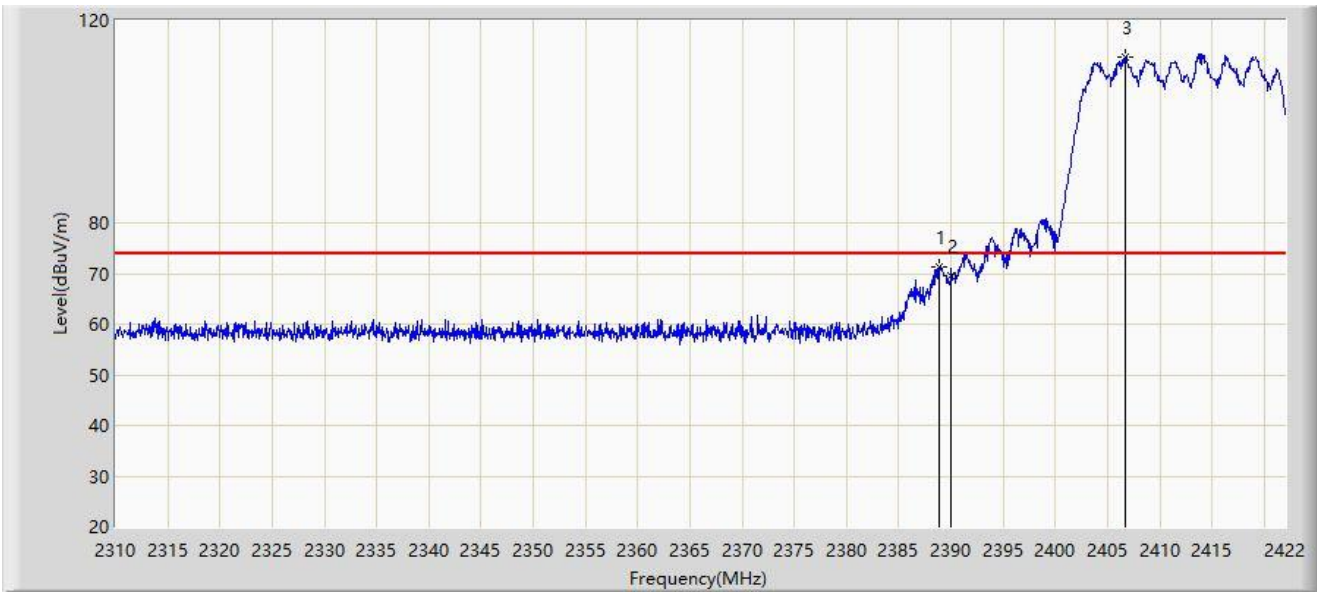
No	Mark	Frequency (MHz)	Measure Level (dB μ V/m)	Reading Level (dB μ V)	Margin (dB)	Limit (dB μ V/m)	Factor (dB/m)	Type
1		2439.038	90.405	58.915	N/A	N/A	31.490	AV
2		2483.500	47.502	16.002	-6.498	54.000	31.500	AV
3	*	2485.482	47.987	16.486	-6.013	54.000	31.501	AV

Note 1: " * ", means this data is the worst emission level.

Note 2: Measure Level (dB μ V/m) = Reading Level (dB μ V) + Factor (dB/m).

Note 3: Factor (dB/m) = Cable Loss (dB) + Antenna Factor (dB/m).

Site: WZ-AC2	Test Date: 2023-06-23
Limit: FCC_2.4G_RE(3m)	Engineer: Dick Shen
Probe: BBHA9120D_1457_1-18GHz	Polarity: Horizontal
EUT: HPE Aruba User Experience Sensor	Power: AC 120V/60Hz
Test Mode: Transmit by 802.11ax-HE20 at 2412MHz	



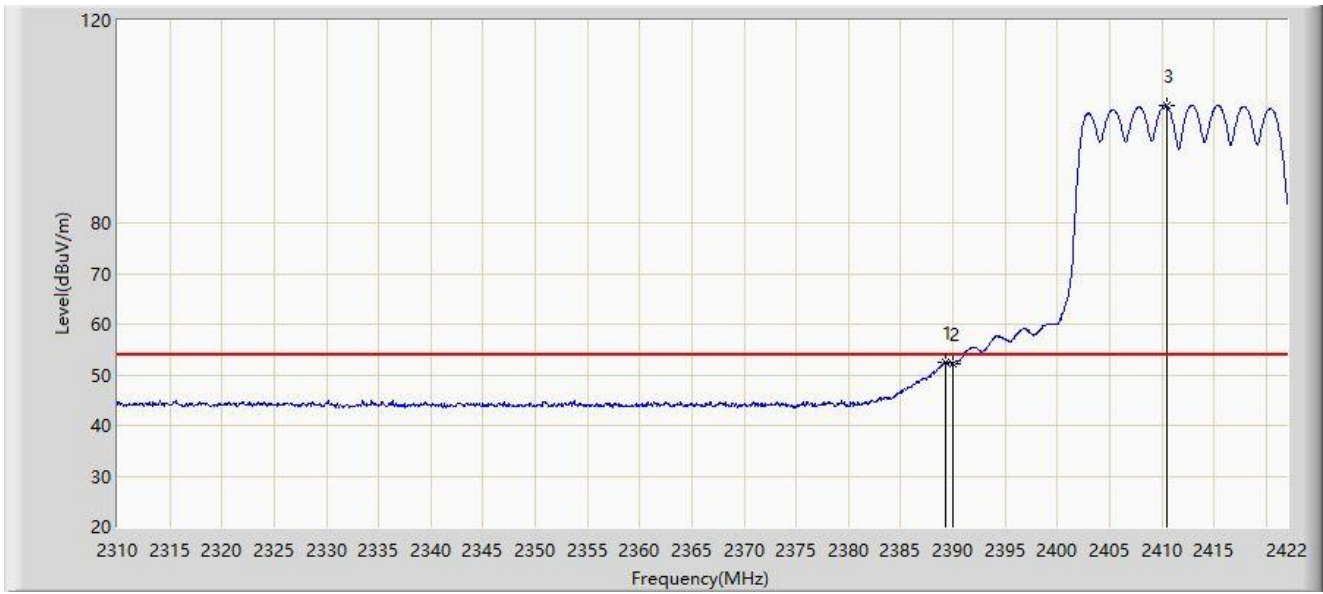
No	Mark	Frequency (MHz)	Measure Level (dB μ V/m)	Reading Level (dB μ V)	Margin (dB)	Limit (dB μ V/m)	Factor (dB/m)	Type
1	*	2388.904	71.436	39.814	-2.564	74.000	31.622	PK
2		2390.000	69.565	37.950	-4.435	74.000	31.615	PK
3		2406.656	112.725	81.189	N/A	N/A	31.536	PK

Note 1: " * ", means this data is the worst emission level.

Note 2: Measure Level (dB μ V/m) = Reading Level (dB μ V) + Factor (dB/m).

Note 3: Factor (dB/m) = Cable Loss (dB) + Antenna Factor (dB/m).

Site: WZ-AC2	Test Date: 2023-06-23
Limit: FCC_2.4G_RE(3m)	Engineer: Dick Shen
Probe: BBHA9120D_1457_1-18GHz	Polarity: Horizontal
EUT: HPE Aruba User Experience Sensor	Power: AC 120V/60Hz
Test Mode: Transmit by 802.11ax-HE20 at 2412MHz	



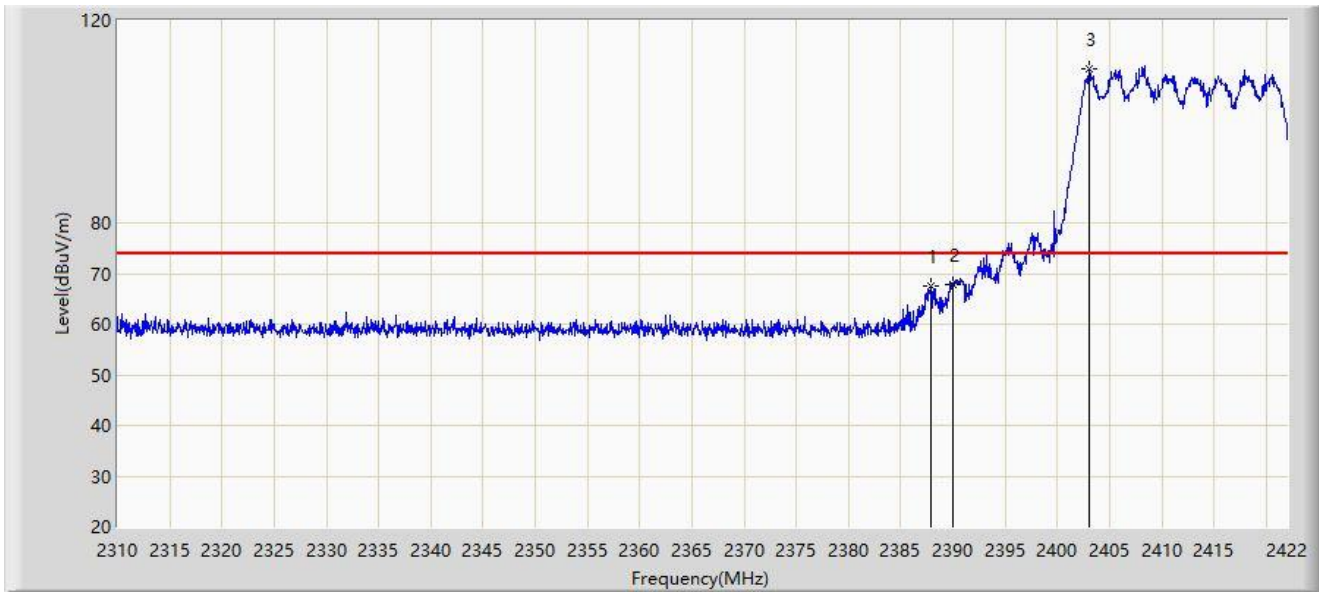
No	Mark	Frequency (MHz)	Measure Level (dB μ V/m)	Reading Level (dB μ V)	Margin (dB)	Limit (dB μ V/m)	Factor (dB/m)	Type
1	*	2389.352	52.539	20.920	-1.461	54.000	31.620	AV
2		2390.000	52.232	20.617	-1.768	54.000	31.615	AV
3		2410.464	103.092	71.567	N/A	N/A	31.524	AV

Note 1: " * ", means this data is the worst emission level.

Note 2: Measure Level (dB μ V/m) = Reading Level (dB μ V) + Factor (dB/m).

Note 3: Factor (dB/m) = Cable Loss (dB) + Antenna Factor (dB/m).

Site: WZ-AC2	Test Date: 2023-06-23
Limit: FCC_2.4G_RE(3m)	Engineer: Dick Shen
Probe: BBHA9120D_1457_1-18GHz	Polarity: Vertical
EUT: HPE Aruba User Experience Sensor	Power: AC 120V/60Hz
Test Mode: Transmit by 802.11ax-HE20 at 2412MHz	



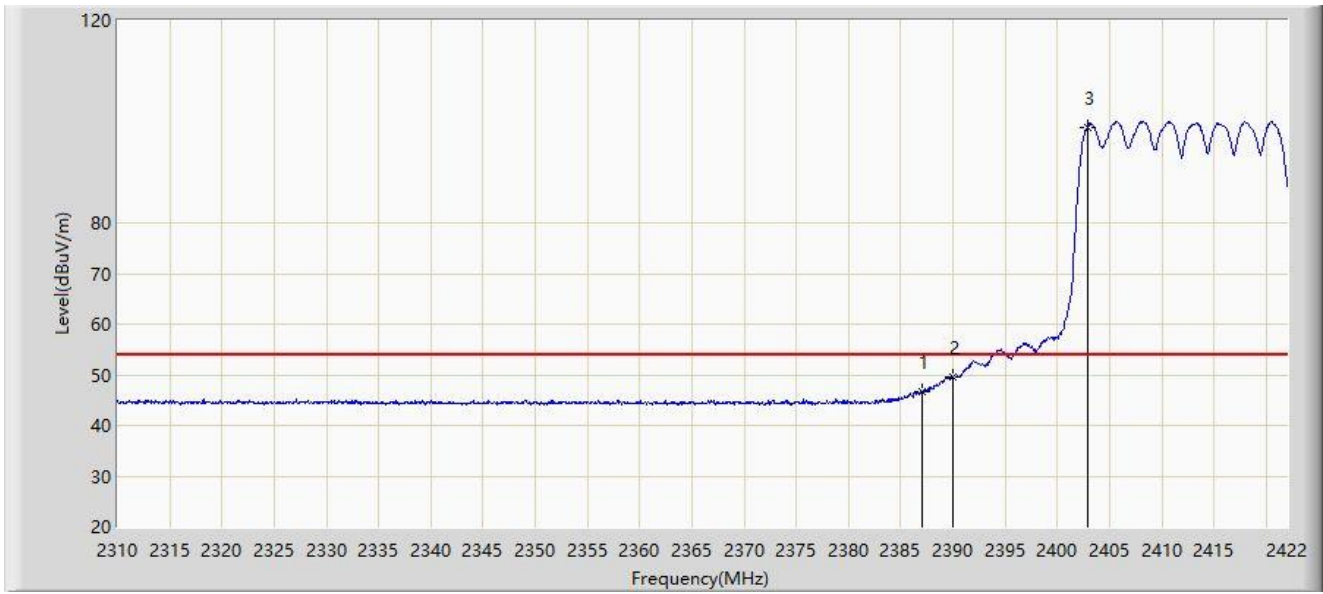
No	Mark	Frequency (MHz)	Measure Level (dB μ V/m)	Reading Level (dB μ V)	Margin (dB)	Limit (dB μ V/m)	Factor (dB/m)	Type
1		2387.952	67.392	35.764	-6.608	74.000	31.628	PK
2	*	2390.000	67.902	36.287	-6.098	74.000	31.615	PK
3		2403.072	110.498	78.952	N/A	N/A	31.546	PK

Note 1: " * ", means this data is the worst emission level.

Note 2: Measure Level (dB μ V/m) = Reading Level (dB μ V) + Factor (dB/m).

Note 3: Factor (dB/m) = Cable Loss (dB) + Antenna Factor (dB/m).

Site: WZ-AC2	Test Date: 2023-06-23
Limit: FCC_2.4G_RE(3m)	Engineer: Dick Shen
Probe: BBHA9120D_1457_1-18GHz	Polarity: Vertical
EUT: HPE Aruba User Experience Sensor	Power: AC 120V/60Hz
Test Mode: Transmit by 802.11ax-HE20 at 2412MHz	



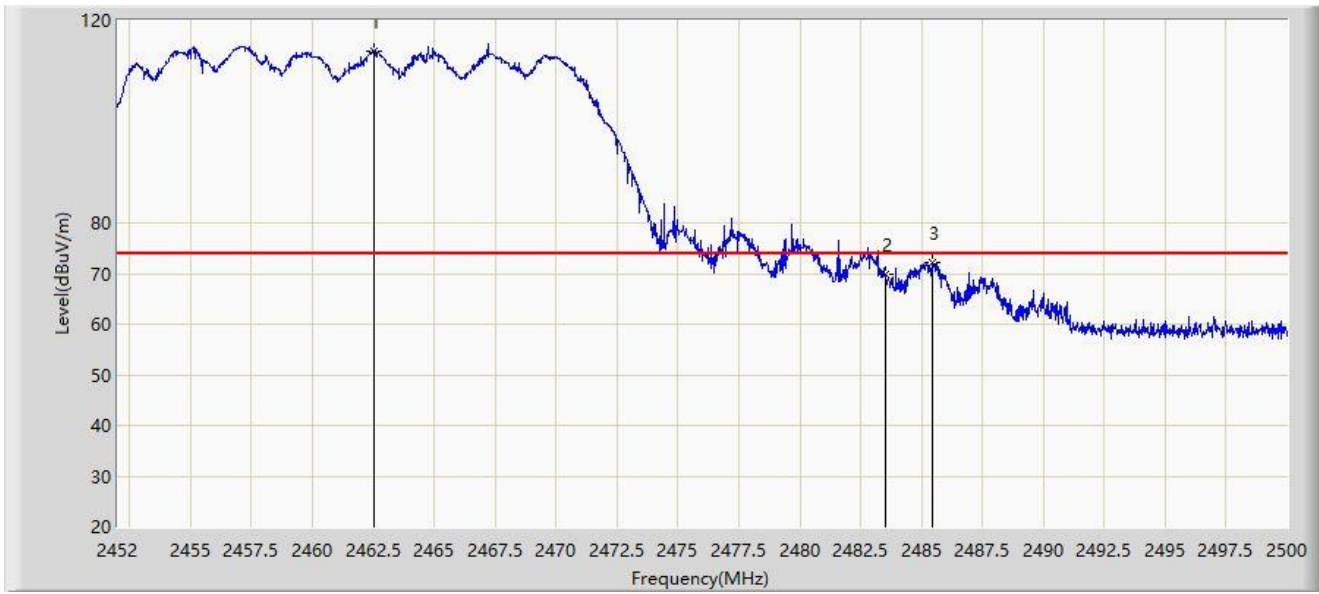
No	Mark	Frequency (MHz)	Measure Level (dB μ V/m)	Reading Level (dB μ V)	Margin (dB)	Limit (dB μ V/m)	Factor (dB/m)	Type
1		2387.112	46.806	15.173	-7.194	54.000	31.634	AV
2	*	2390.000	49.583	17.968	-4.417	54.000	31.615	AV
3		2402.848	98.903	67.356	N/A	N/A	31.547	AV

Note 1: " * ", means this data is the worst emission level.

Note 2: Measure Level (dB μ V/m) = Reading Level (dB μ V) + Factor (dB/m).

Note 3: Factor (dB/m) = Cable Loss (dB) + Antenna Factor (dB/m).

Site: WZ-AC2	Test Date: 2023-06-23
Limit: FCC_2.4G_RE(3m)	Engineer: Dick Shen
Probe: BBHA9120D_1457_1-18GHz	Polarity: Horizontal
EUT: HPE Aruba User Experience Sensor	Power: AC 120V/60Hz
Test Mode: Transmit by 802.11ax-HE20 at 2462MHz	



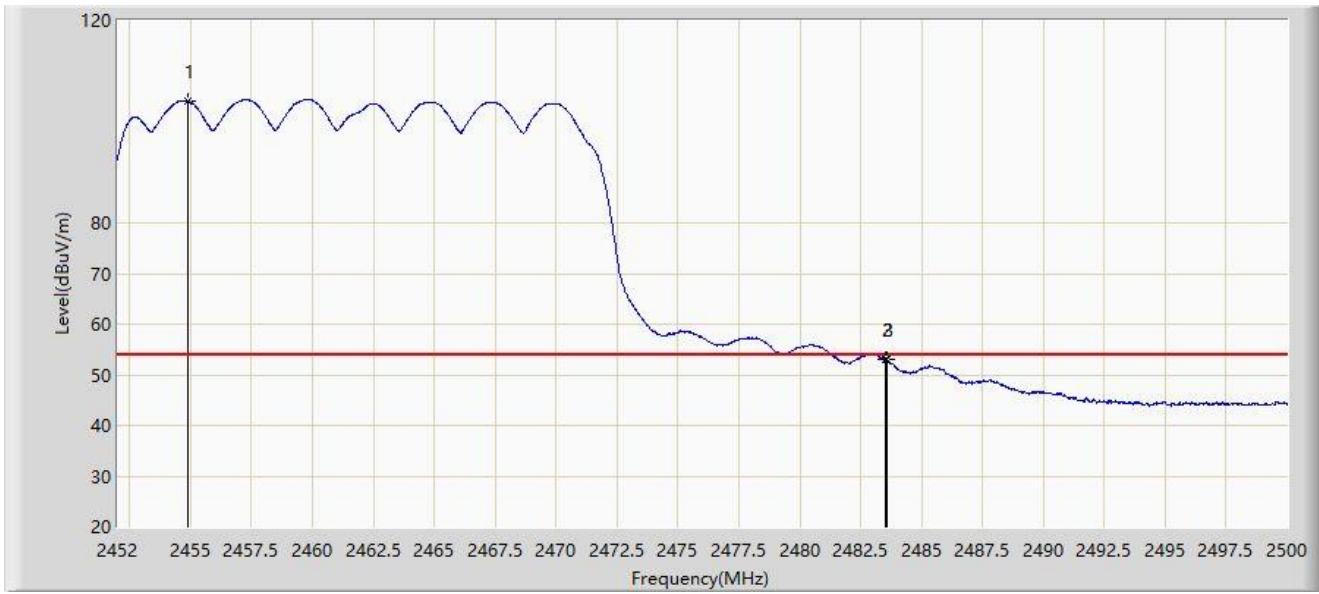
No	Mark	Frequency (MHz)	Measure Level (dB μ V/m)	Reading Level (dB μ V)	Margin (dB)	Limit (dB μ V/m)	Factor (dB/m)	Type
1		2462.512	113.974	82.486	N/A	N/A	31.488	PK
2		2483.500	69.753	38.253	-4.247	74.000	31.500	PK
3	*	2485.456	72.179	40.678	-1.821	74.000	31.501	PK

Note 1: " * ", means this data is the worst emission level.

Note 2: Measure Level (dB μ V/m) = Reading Level (dB μ V) + Factor (dB/m).

Note 3: Factor (dB/m) = Cable Loss (dB) + Antenna Factor (dB/m).

Site: WZ-AC2	Test Date: 2023-06-23
Limit: FCC_2.4G_RE(3m)	Engineer: Dick Shen
Probe: BBHA9120D_1457_1-18GHz	Polarity: Horizontal
EUT: HPE Aruba User Experience Sensor	Power: AC 120V/60Hz
Test Mode: Transmit by 802.11ax-HE20 at 2462MHz	



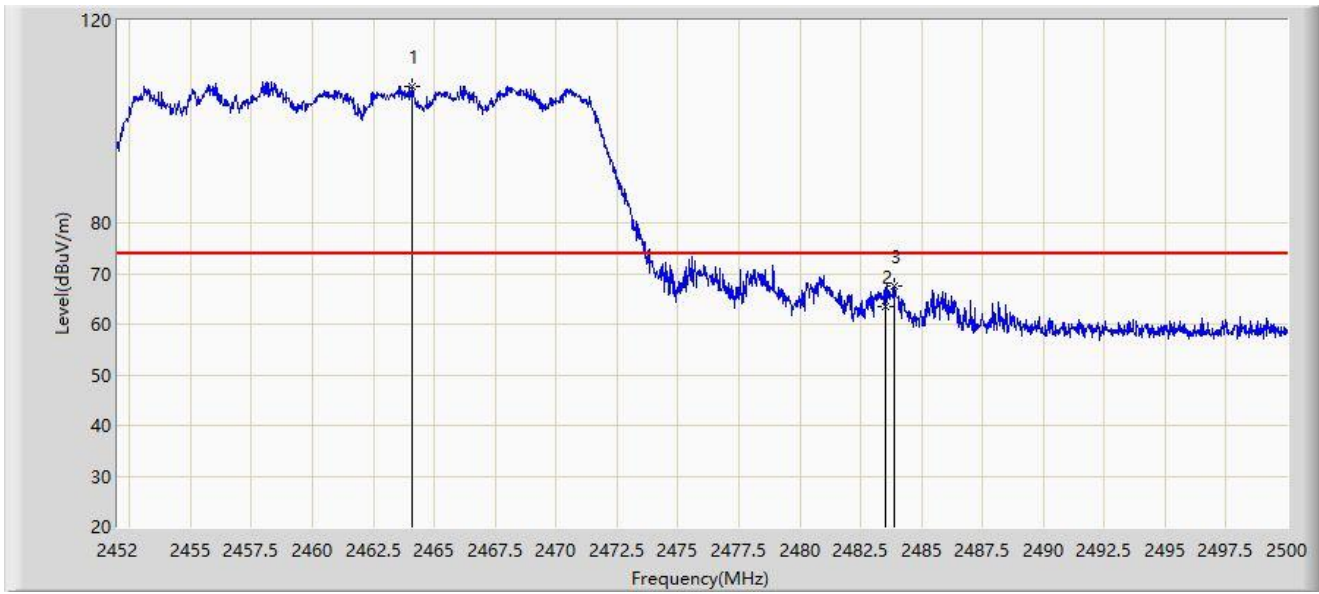
No	Mark	Frequency (MHz)	Measure Level (dB μ V/m)	Reading Level (dB μ V)	Margin (dB)	Limit (dB μ V/m)	Factor (dB/m)	Type
1		2454.880	104.087	72.605	N/A	N/A	31.482	AV
2	*	2483.500	53.170	21.670	-0.830	54.000	31.500	AV
3		2483.584	52.995	21.494	-1.005	54.000	31.501	AV

Note 1: " * ", means this data is the worst emission level.

Note 2: Measure Level (dB μ V/m) = Reading Level (dB μ V) + Factor (dB/m).

Note 3: Factor (dB/m) = Cable Loss (dB) + Antenna Factor (dB/m).

Site: WZ-AC2	Test Date: 2023-06-23
Limit: FCC_2.4G_RE(3m)	Engineer: Dick Shen
Probe: BBHA9120D_1457_1-18GHz	Polarity: Vertical
EUT: HPE Aruba User Experience Sensor	Power: AC 120V/60Hz
Test Mode: Transmit by 802.11ax-HE20 at 2462MHz	



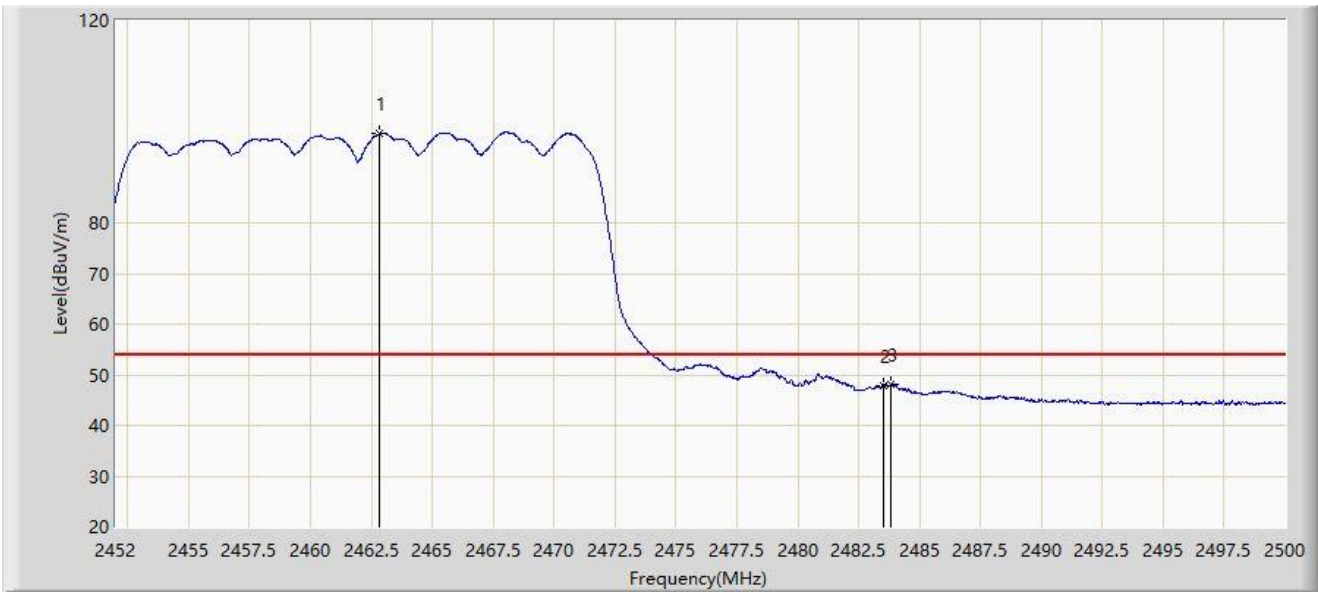
No	Mark	Frequency (MHz)	Measure Level (dB μ V/m)	Reading Level (dB μ V)	Margin (dB)	Limit (dB μ V/m)	Factor (dB/m)	Type
1		2464.072	106.927	75.437	N/A	N/A	31.490	PK
2		2483.500	63.586	32.086	-10.414	74.000	31.500	PK
3	*	2483.896	67.409	35.908	-6.591	74.000	31.501	PK

Note 1: " * ", means this data is the worst emission level.

Note 2: Measure Level (dB μ V/m) = Reading Level (dB μ V) + Factor (dB/m).

Note 3: Factor (dB/m) = Cable Loss (dB) + Antenna Factor (dB/m).

Site: WZ-AC2	Test Date: 2023-06-23
Limit: FCC_2.4G_RE(3m)	Engineer: Dick Shen
Probe: BBHA9120D_1457_1-18GHz	Polarity: Vertical
EUT: HPE Aruba User Experience Sensor	Power: AC 120V/60Hz
Test Mode: Transmit by 802.11ax-HE20 at 2462MHz	



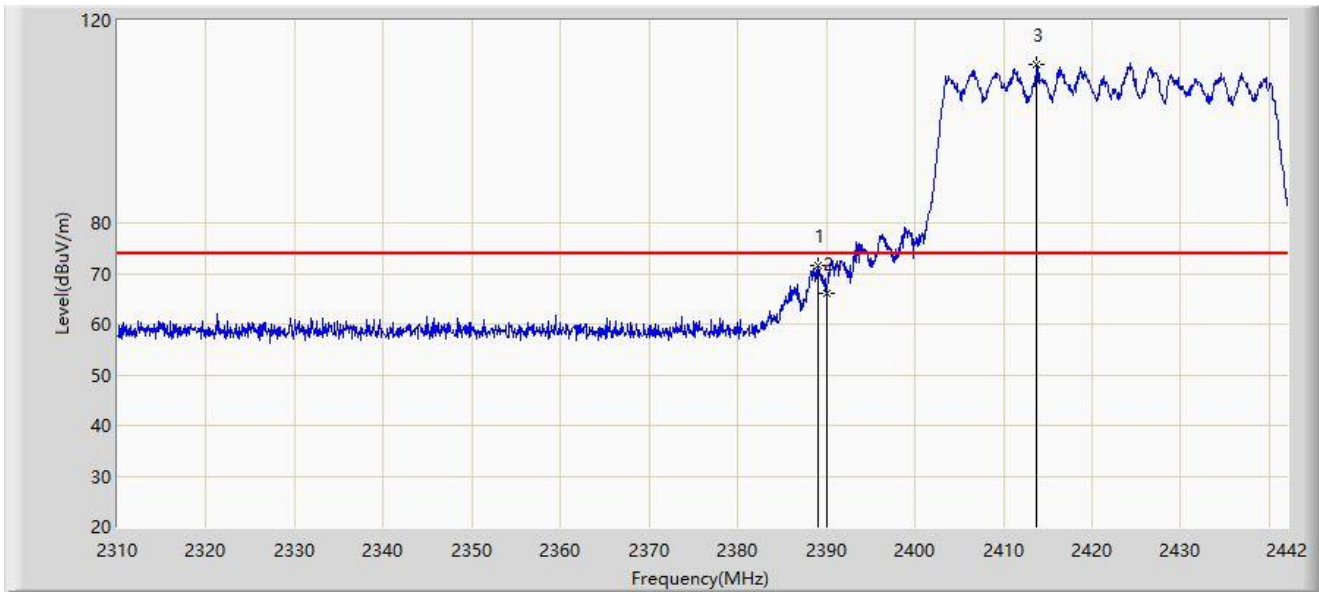
No	Mark	Frequency (MHz)	Measure Level (dB μ V/m)	Reading Level (dB μ V)	Margin (dB)	Limit (dB μ V/m)	Factor (dB/m)	Type
1		2462.800	97.546	66.058	N/A	N/A	31.488	AV
2		2483.500	47.818	16.318	-6.182	54.000	31.500	AV
3	*	2483.848	48.230	16.729	-5.770	54.000	31.501	AV

Note 1: " * ", means this data is the worst emission level.

Note 2: Measure Level (dB μ V/m) = Reading Level (dB μ V) + Factor (dB/m).

Note 3: Factor (dB/m) = Cable Loss (dB) + Antenna Factor (dB/m).

Site: WZ-AC2	Test Date: 2023-06-23
Limit: FCC_2.4G_RE(3m)	Engineer: Dick Shen
Probe: BBHA9120D_1457_1-18GHz	Polarity: Horizontal
EUT: HPE Aruba User Experience Sensor	Power: AC 120V/60Hz
Test Mode: Transmit by 802.11ax-HE40 at 2422MHz	



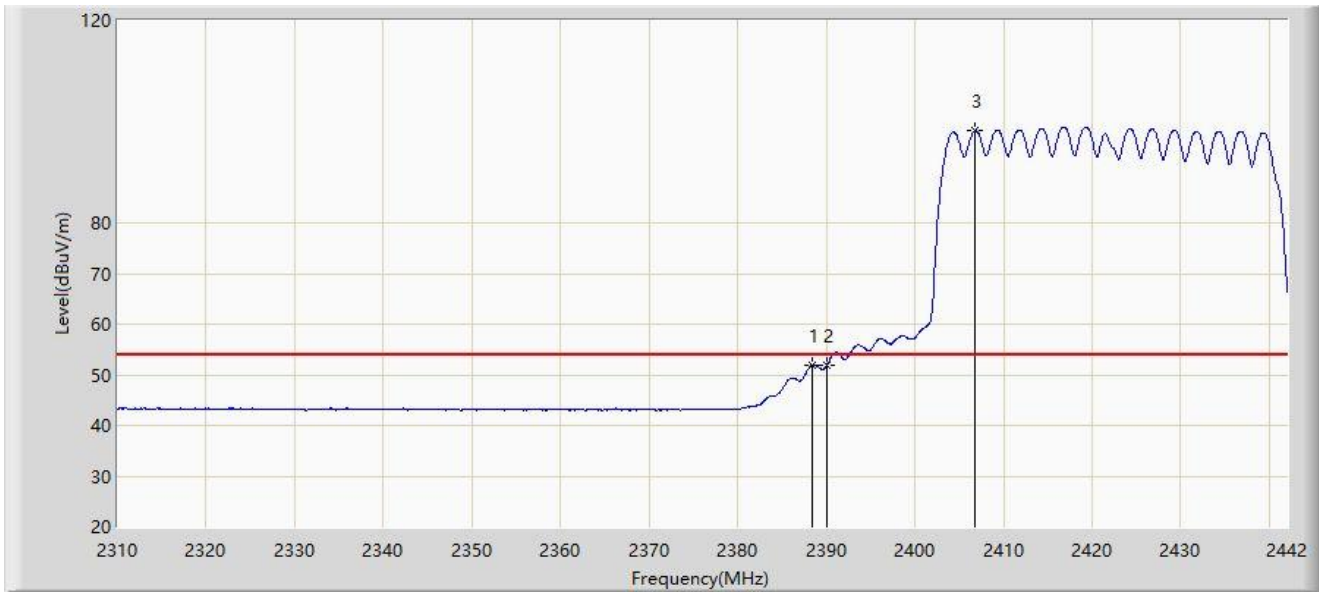
No	Mark	Frequency (MHz)	Measure Level (dB μ V/m)	Reading Level (dB μ V)	Margin (dB)	Limit (dB μ V/m)	Factor (dB/m)	Type
1	*	2389.002	71.478	39.857	-2.522	74.000	31.621	PK
2		2390.000	65.991	34.376	-8.009	74.000	31.615	PK
3		2413.752	111.370	79.855	N/A	N/A	31.515	PK

Note 1: " * ", means this data is the worst emission level.

Note 2: Measure Level (dB μ V/m) = Reading Level (dB μ V) + Factor (dB/m).

Note 3: Factor (dB/m) = Cable Loss (dB) + Antenna Factor (dB/m).

Site: WZ-AC2	Test Date: 2023-06-23
Limit: FCC_2.4G_RE(3m)	Engineer: Dick Shen
Probe: BBHA9120D_1457_1-18GHz	Polarity: Horizontal
EUT: HPE Aruba User Experience Sensor	Power: AC 120V/60Hz
Test Mode: Transmit by 802.11ax-HE40 at 2422MHz	



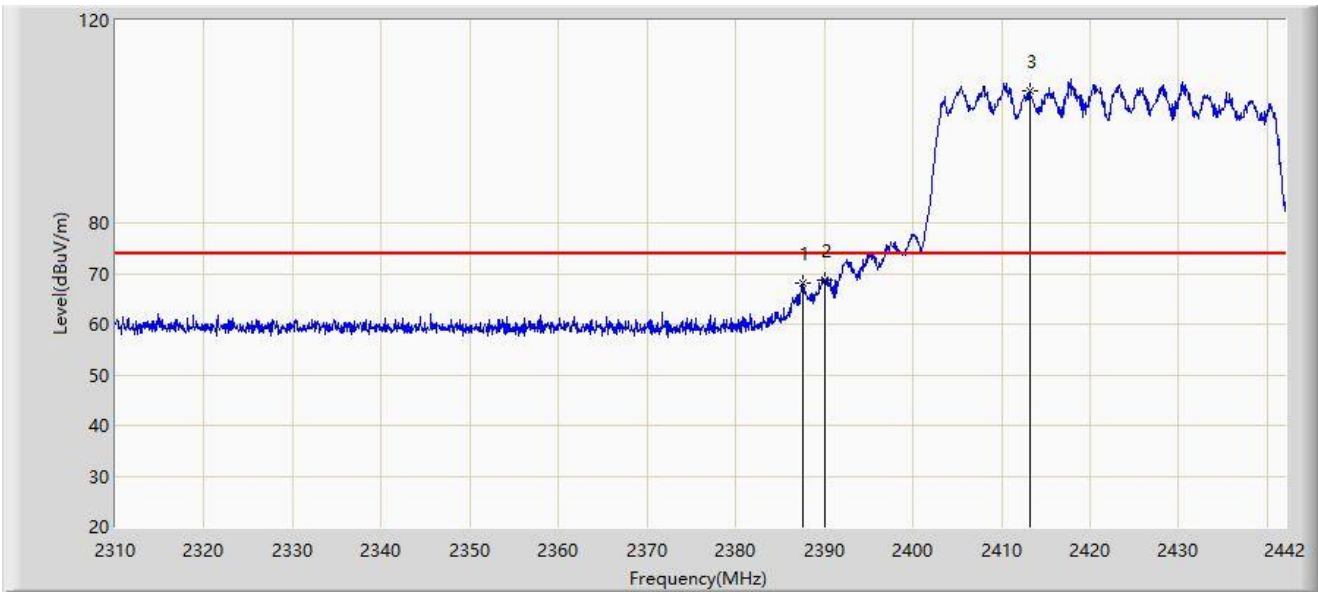
No	Mark	Frequency (MHz)	Measure Level (dB μ V/m)	Reading Level (dB μ V)	Margin (dB)	Limit (dB μ V/m)	Factor (dB/m)	Type
1	*	2388.342	51.899	20.274	-2.101	54.000	31.626	AV
2		2390.000	51.803	20.188	-2.197	54.000	31.615	AV
3		2406.756	98.137	66.601	N/A	N/A	31.536	AV

Note 1: " * ", means this data is the worst emission level.

Note 2: Measure Level (dB μ V/m) = Reading Level (dB μ V) + Factor (dB/m).

Note 3: Factor (dB/m) = Cable Loss (dB) + Antenna Factor (dB/m).

Site: WZ-AC2	Test Date: 2023-06-23
Limit: FCC_2.4G_RE(3m)	Engineer: Dick Shen
Probe: BBHA9120D_1457_1-18GHz	Polarity: Vertical
EUT: HPE Aruba User Experience Sensor	Power: AC 120V/60Hz
Test Mode: Transmit by 802.11ax-HE40 at 2422MHz	



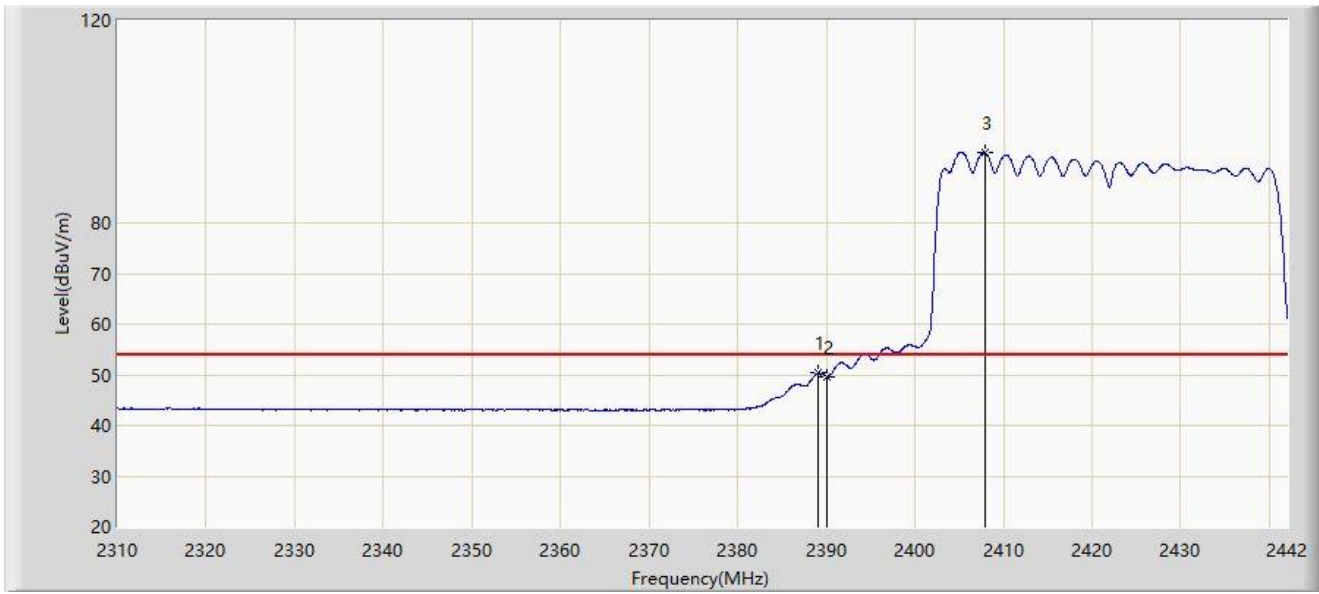
No	Mark	Frequency (MHz)	Measure Level (dBμV/m)	Reading Level (dBμV)	Margin (dB)	Limit (dBμV/m)	Factor (dB/m)	Type
1		2387.550	67.985	36.355	-6.015	74.000	31.631	PK
2	*	2390.000	68.786	37.171	-5.214	74.000	31.615	PK
3		2413.158	105.946	74.429	N/A	N/A	31.517	PK

Note 1: " * ", means this data is the worst emission level.

Note 2: Measure Level (dBμV/m) = Reading Level (dBμV) + Factor (dB/m).

Note 3: Factor (dB/m) = Cable Loss (dB) + Antenna Factor (dB/m).

Site: WZ-AC2	Test Date: 2023-06-23
Limit: FCC_2.4G_RE(3m)	Engineer: Dick Shen
Probe: BBHA9120D_1457_1-18GHz	Polarity: Vertical
EUT: HPE Aruba User Experience Sensor	Power: AC 120V/60Hz
Test Mode: Transmit by 802.11ax-HE40 at 2422MHz	



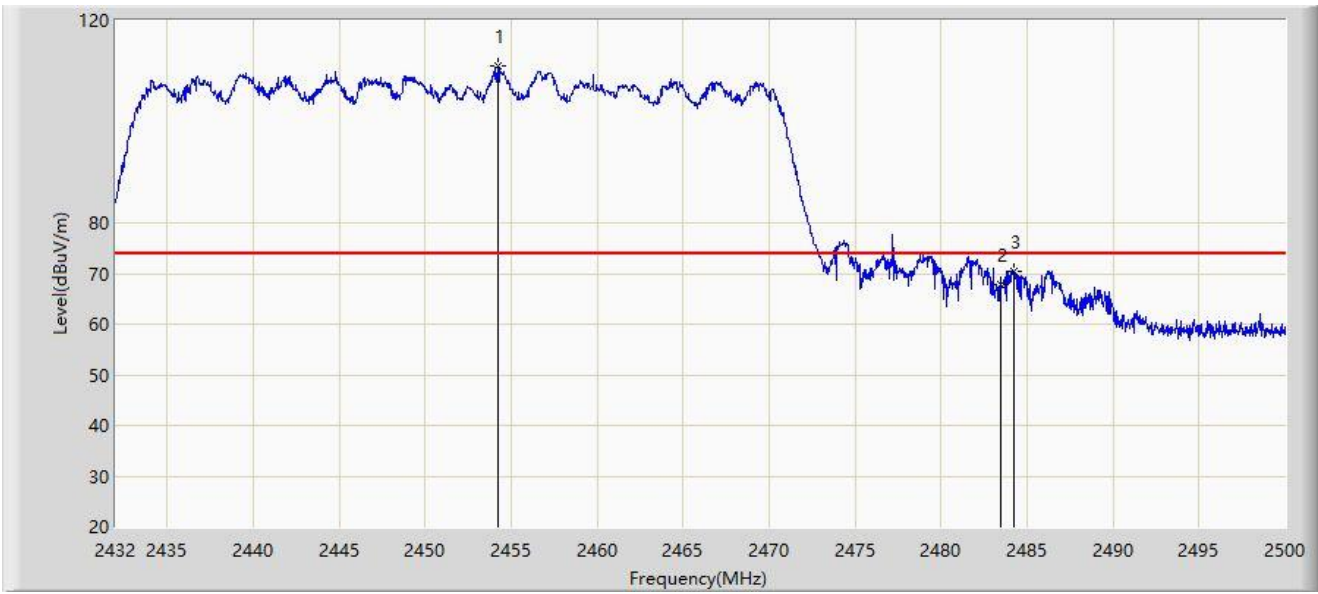
No	Mark	Frequency (MHz)	Measure Level (dB μ V/m)	Reading Level (dB μ V)	Margin (dB)	Limit (dB μ V/m)	Factor (dB/m)	Type
1	*	2389.134	50.319	18.698	-3.681	54.000	31.620	AV
2		2390.000	49.649	18.034	-4.351	54.000	31.615	AV
3		2407.878	93.869	62.337	N/A	N/A	31.533	AV

Note 1: " * ", means this data is the worst emission level.

Note 2: Measure Level (dB μ V/m) = Reading Level (dB μ V) + Factor (dB/m).

Note 3: Factor (dB/m) = Cable Loss (dB) + Antenna Factor (dB/m).

Site: WZ-AC2	Test Date: 2023-06-23
Limit: FCC_2.4G_RE(3m)	Engineer: Dick Shen
Probe: BBHA9120D_1457_1-18GHz	Polarity: Horizontal
EUT: HPE Aruba User Experience Sensor	Power: AC 120V/60Hz
Test Mode: Transmit by 802.11ax-HE40 at 2452MHz	



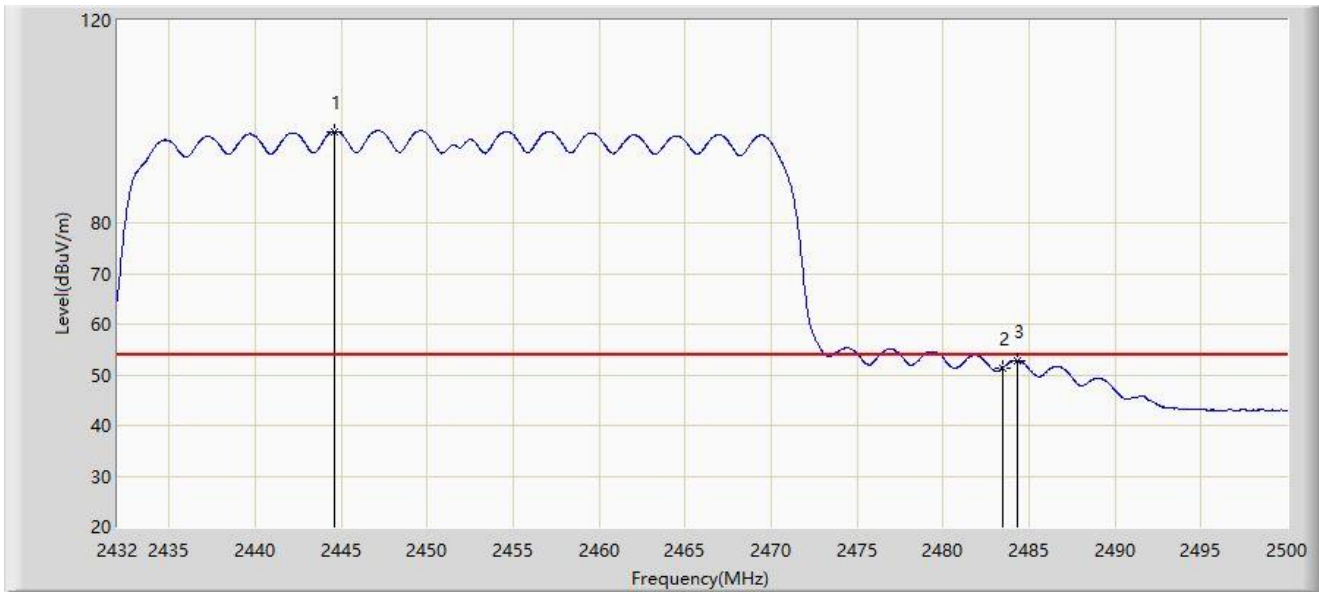
No	Mark	Frequency (MHz)	Measure Level (dBμV/m)	Reading Level (dBμV)	Margin (dB)	Limit (dBμV/m)	Factor (dB/m)	Type
1		2454.236	110.905	79.423	N/A	N/A	31.482	PK
2		2483.500	67.901	36.401	-6.099	74.000	31.500	PK
3	*	2484.224	70.469	38.968	-3.531	74.000	31.501	PK

Note 1: " * ", means this data is the worst emission level.

Note 2: Measure Level (dBμV/m) = Reading Level (dBμV) + Factor (dB/m).

Note 3: Factor (dB/m) = Cable Loss (dB) + Antenna Factor (dB/m).

Site: WZ-AC2	Test Date: 2023-06-23
Limit: FCC_2.4G_RE(3m)	Engineer: Dick Shen
Probe: BBHA9120D_1457_1-18GHz	Polarity: Horizontal
EUT: HPE Aruba User Experience Sensor	Power: AC 120V/60Hz
Test Mode: Transmit by 802.11ax-HE40 at 2452MHz	



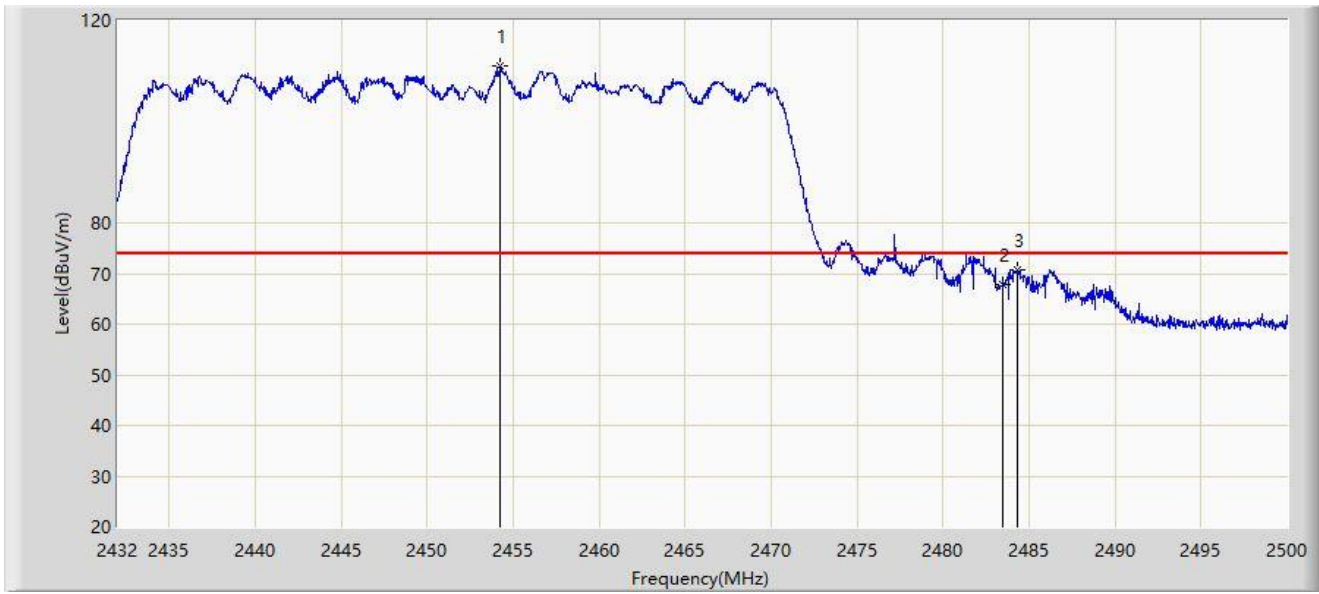
No	Mark	Frequency (MHz)	Measure Level (dB μ V/m)	Reading Level (dB μ V)	Margin (dB)	Limit (dB μ V/m)	Factor (dB/m)	Type
1		2444.614	98.107	66.622	N/A	N/A	31.485	AV
2		2483.500	51.429	19.929	-2.571	54.000	31.500	AV
3	*	2484.326	52.774	21.273	-1.226	54.000	31.501	AV

Note 1: " * ", means this data is the worst emission level.

Note 2: Measure Level (dB μ V/m) = Reading Level (dB μ V) + Factor (dB/m).

Note 3: Factor (dB/m) = Cable Loss (dB) + Antenna Factor (dB/m).

Site: WZ-AC2	Test Date: 2023-06-23
Limit: FCC_2.4G_RE(3m)	Engineer: Dick Shen
Probe: BBHA9120D_1457_1-18GHz	Polarity: Vertical
EUT: HPE Aruba User Experience Sensor	Power: AC 120V/60Hz
Test Mode: Transmit by 802.11ax-HE40 at 2452MHz	



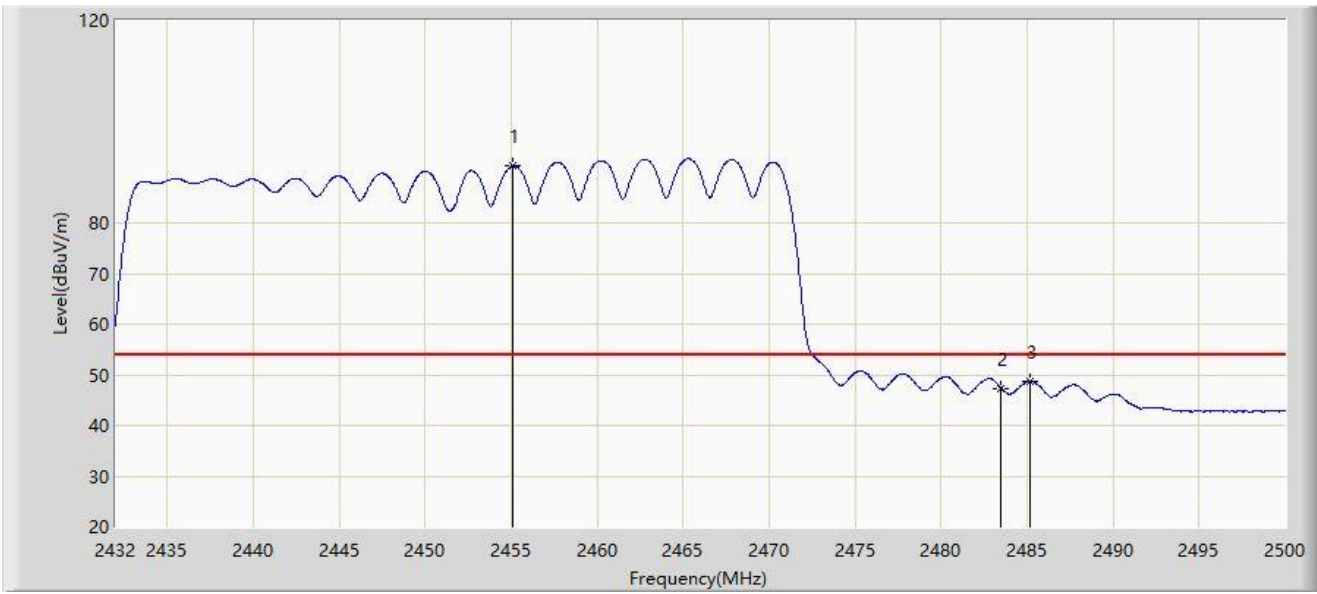
No	Mark	Frequency (MHz)	Measure Level (dB μ V/m)	Reading Level (dB μ V)	Margin (dB)	Limit (dB μ V/m)	Factor (dB/m)	Type
1		2454.236	110.905	79.423	N/A	N/A	31.482	PK
2		2483.500	67.901	36.401	-6.099	74.000	31.500	PK
3	*	2484.360	70.803	39.302	-3.197	74.000	31.501	PK

Note 1: " * ", means this data is the worst emission level.

Note 2: Measure Level (dB μ V/m) = Reading Level (dB μ V) + Factor (dB/m).

Note 3: Factor (dB/m) = Cable Loss (dB) + Antenna Factor (dB/m).

Site: WZ-AC2	Test Date: 2023-06-23
Limit: FCC_2.4G_RE(3m)	Engineer: Dick Shen
Probe: BBHA9120D_1457_1-18GHz	Polarity: Vertical
EUT: HPE Aruba User Experience Sensor	Power: AC 120V/60Hz
Test Mode: Transmit by 802.11ax-HE40 at 2452MHz	



No	Mark	Frequency (MHz)	Measure Level (dB μ V/m)	Reading Level (dB μ V)	Margin (dB)	Limit (dB μ V/m)	Factor (dB/m)	Type
1		2455.086	91.274	59.792	N/A	N/A	31.482	AV
2		2483.500	47.350	15.850	-6.650	54.000	31.500	AV
3	*	2485.142	48.770	17.269	-5.230	54.000	31.501	AV

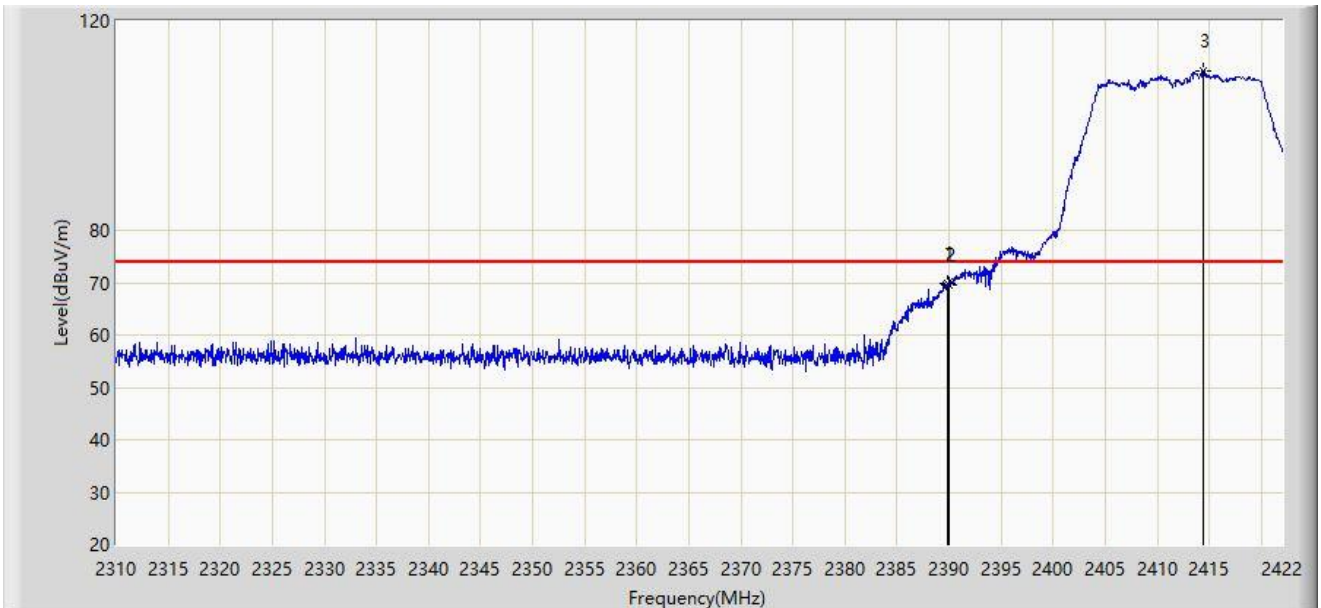
Note 1: " * ", means this data is the worst emission level.

Note 2: Measure Level (dB μ V/m) = Reading Level (dB μ V) + Factor (dB/m).

Note 3: Factor (dB/m) = Cable Loss (dB) + Antenna Factor (dB/m).

Spot Check Test Data:
Radio 0:

Site: WZ-AC1	Test Date: 2023-08-09
Limit: FCC_2.4G_RE(3m)	Engineer: Ajin Fan
Probe: BBHA9120D_1167_1-18GHz	Polarity: Horizontal
EUT: HPE Aruba User Experience Sensor	Power: AC 120V/60Hz
Test Mode: Transmit by 802.11g at 2412MHz	



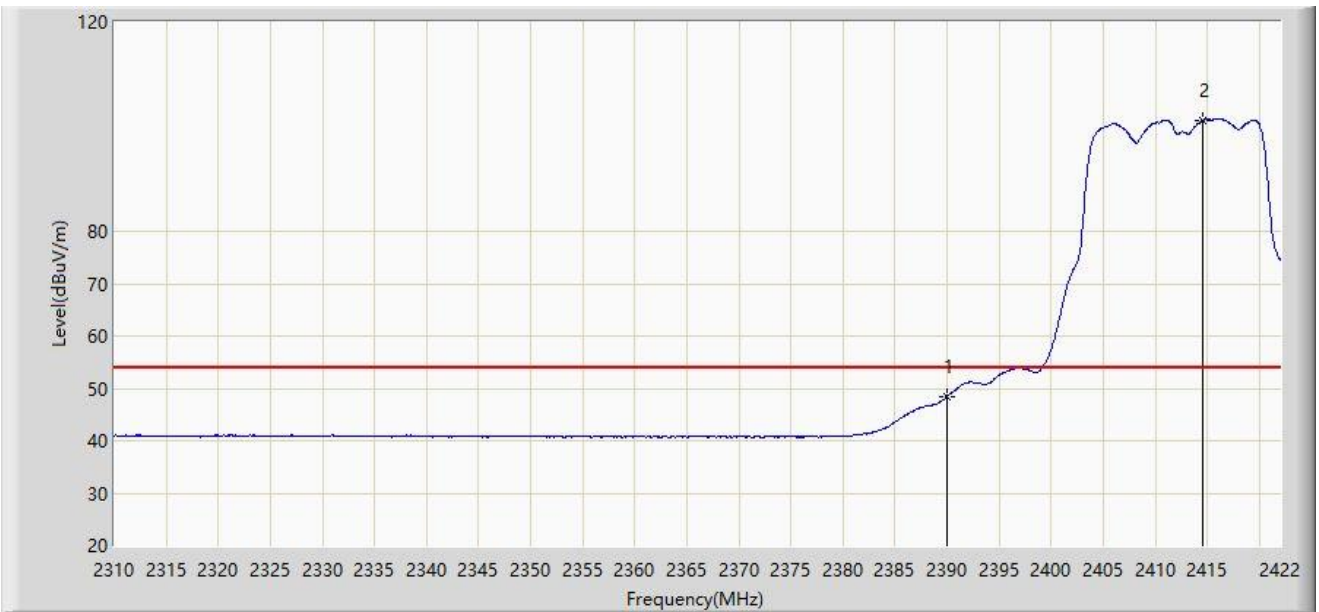
No	Mark	Frequency (MHz)	Measure Level (dBμV/m)	Reading Level (dBμV)	Margin (dB)	Limit (dBμV/m)	Factor (dB/m)	Type
1	*	2389.800	69.952	38.794	-4.048	74.000	31.159	PK
2		2390.000	69.501	38.343	-4.499	74.000	31.158	PK
3		2414.384	110.538	79.407	N/A	N/A	31.131	PK

Note 1: " * ", means this data is the worst emission level.

Note 2: Measure Level (dBμV/m) = Reading Level (dBμV) + Factor (dB/m).

Note 3: Factor (dB/m) = Cable Loss (dB) + Antenna Factor (dB/m).

Site: WZ-AC1	Test Date: 2023-08-09
Limit: FCC_2.4G_RE(3m)	Engineer: Ajin Fan
Probe: BBHA9120D_1167_1-18GHz	Polarity: Horizontal
EUT: HPE Aruba User Experience Sensor	Power: AC 120V/60Hz
Test Mode: Transmit by 802.11g at 2412MHz	



No	Mark	Frequency (MHz)	Measure Level (dB μ V/m)	Reading Level (dB μ V)	Margin (dB)	Limit (dB μ V/m)	Factor (dB/m)	Type
1	*	2390.000	48.486	17.328	-5.514	54.000	31.158	AV
2		2414.608	101.231	70.100	N/A	N/A	31.130	AV

Note 1: " * ", means this data is the worst emission level.

Note 2: Measure Level (dB μ V/m) = Reading Level (dB μ V) + Factor (dB/m).

Note 3: Factor (dB/m) = Cable Loss (dB) + Antenna Factor (dB/m).

Site: WZ-AC1	Test Date: 2023-08-09
Limit: FCC_2.4G_RE(3m)	Engineer: Ajin Fan
Probe: BBHA9120D_1167_1-18GHz	Polarity: Vertical
EUT: HPE Aruba User Experience Sensor	Power: AC 120V/60Hz
Test Mode: Transmit by 802.11g at 2412MHz	



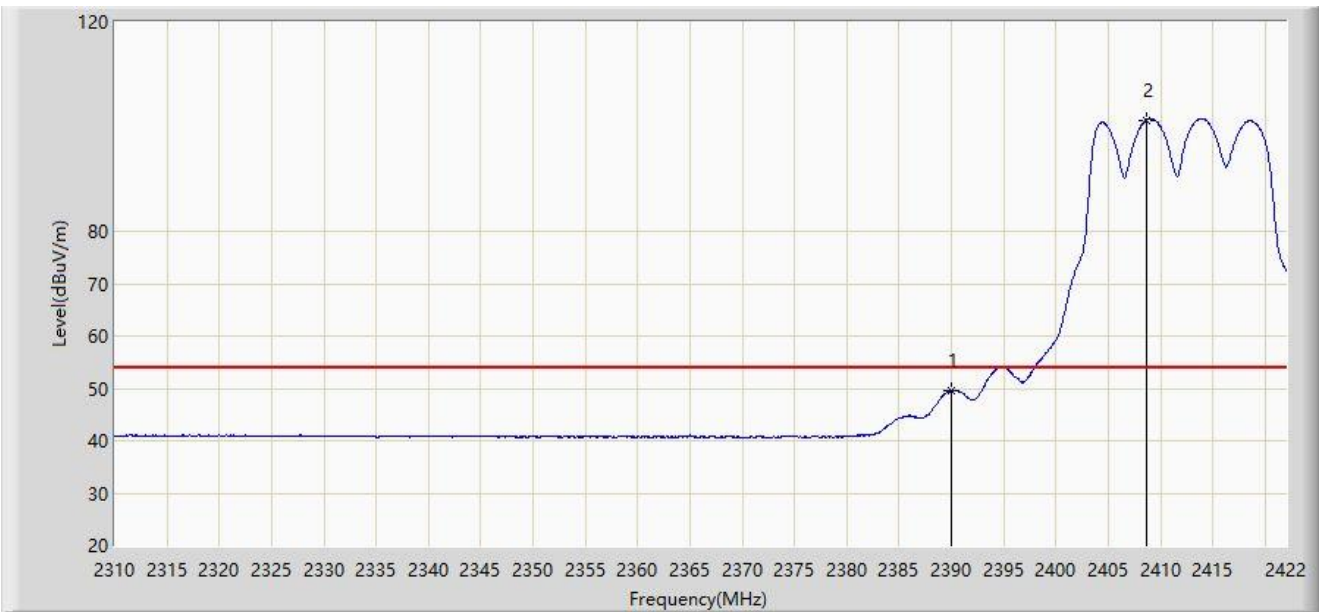
No	Mark	Frequency (MHz)	Measure Level (dB μ V/m)	Reading Level (dB μ V)	Margin (dB)	Limit (dB μ V/m)	Factor (dB/m)	Type
1	*	2389.968	72.411	41.253	-1.589	74.000	31.158	PK
2		2390.000	72.101	40.943	-1.899	74.000	31.158	PK
3		2408.336	111.781	80.641	N/A	N/A	31.139	PK

Note 1: " * ", means this data is the worst emission level.

Note 2: Measure Level (dB μ V/m) = Reading Level (dB μ V) + Factor (dB/m).

Note 3: Factor (dB/m) = Cable Loss (dB) + Antenna Factor (dB/m).

Site: WZ-AC1	Test Date: 2023-08-09
Limit: FCC_2.4G_RE(3m)	Engineer: Ajin Fan
Probe: BBHA9120D_1167_1-18GHz	Polarity: Vertical
EUT: HPE Aruba User Experience Sensor	Power: AC 120V/60Hz
Test Mode: Transmit by 802.11g at 2412MHz	



No	Mark	Frequency (MHz)	Measure Level (dB μ V/m)	Reading Level (dB μ V)	Margin (dB)	Limit (dB μ V/m)	Factor (dB/m)	Type
1	*	2390.000	49.600	18.442	-4.400	54.000	31.158	AV
2		2408.672	101.253	70.114	N/A	N/A	31.138	AV

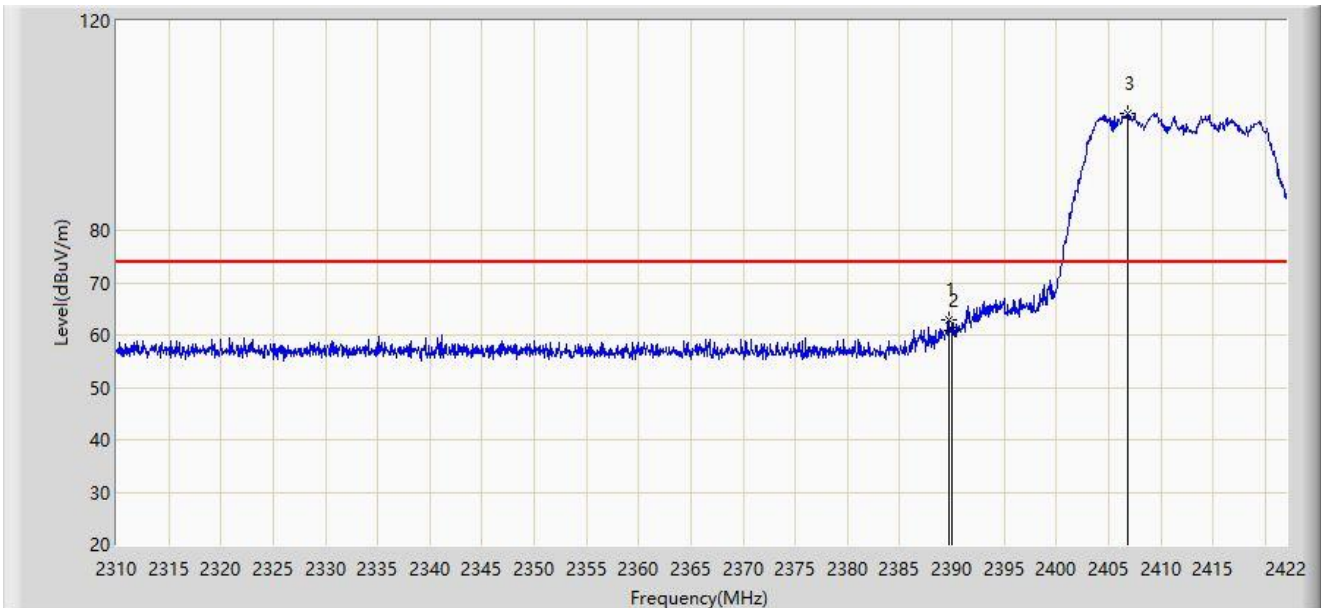
Note 1: " * ", means this data is the worst emission level.

Note 2: Measure Level (dB μ V/m) = Reading Level (dB μ V) + Factor (dB/m).

Note 3: Factor (dB/m) = Cable Loss (dB) + Antenna Factor (dB/m).

Spot Check Test Data:
Radio 1:

Site: WZ-AC1	Test Date: 2023-08-09
Limit: FCC_2.4G_RE(3m)	Engineer: Ajin Fan
Probe: BBHA9120D_1167_1-18GHz	Polarity: Horizontal
EUT: HPE Aruba User Experience Sensor	Power: AC 120V/60Hz
Test Mode: Transmit by 802.11n-HT20 at 2412MHz	



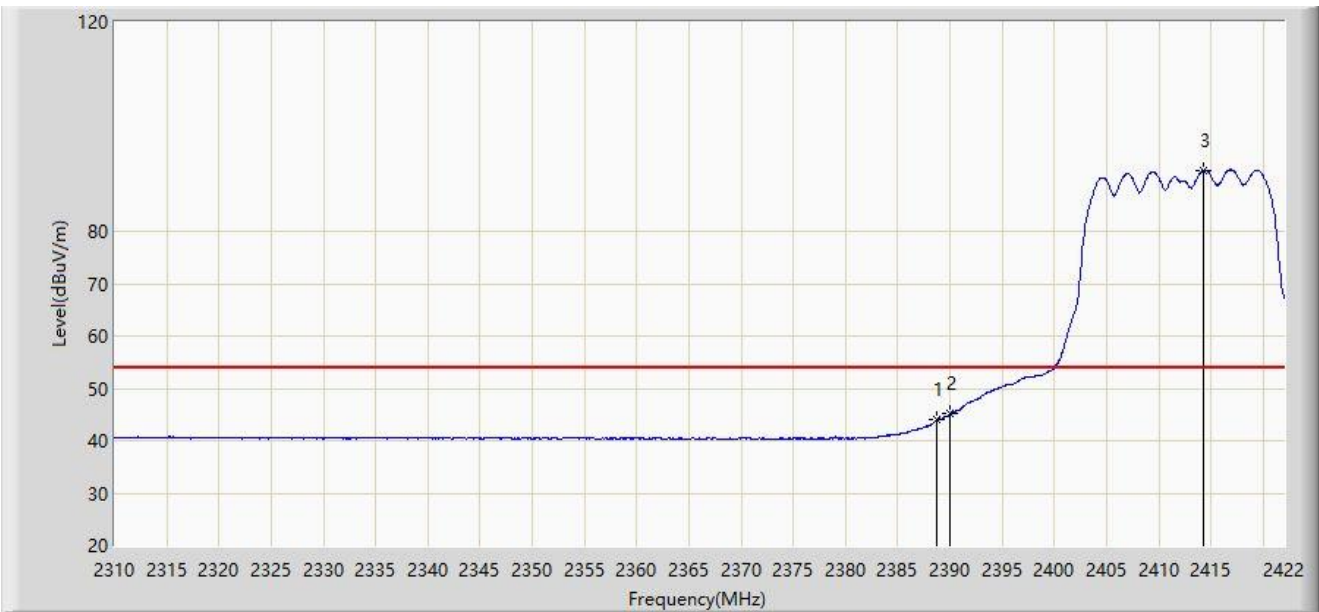
No	Mark	Frequency (MHz)	Measure Level (dB μ V/m)	Reading Level (dB μ V)	Margin (dB)	Limit (dB μ V/m)	Factor (dB/m)	Type
1	*	2389.688	62.858	31.700	-11.142	74.000	31.158	PK
2		2390.000	60.819	29.661	-13.181	74.000	31.158	PK
3		2406.824	102.369	71.226	N/A	N/A	31.143	PK

Note 1: " * ", means this data is the worst emission level.

Note 2: Measure Level (dB μ V/m) = Reading Level (dB μ V) + Factor (dB/m).

Note 3: Factor (dB/m) = Cable Loss (dB) + Antenna Factor (dB/m).

Site: WZ-AC1	Test Date: 2023-08-09
Limit: FCC_2.4G_RE(3m)	Engineer: Ajin Fan
Probe: BBHA9120D_1167_1-18GHz	Polarity: Horizontal
EUT: HPE Aruba User Experience Sensor	Power: AC 120V/60Hz
Test Mode: Transmit by 802.11n-HT20 at 2412MHz	



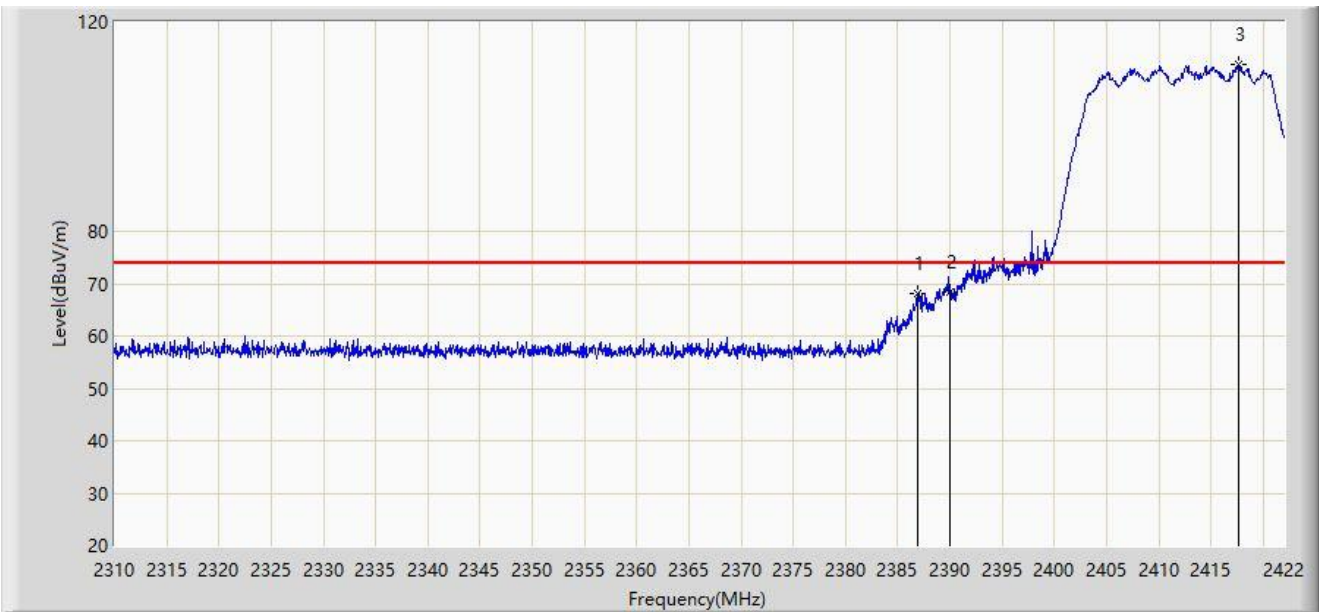
No	Mark	Frequency (MHz)	Measure Level (dB μ V/m)	Reading Level (dB μ V)	Margin (dB)	Limit (dB μ V/m)	Factor (dB/m)	Type
1		2388.792	44.103	12.944	-9.897	54.000	31.159	AV
2	*	2390.000	45.153	13.995	-8.847	54.000	31.158	AV
3		2414.216	91.619	60.488	N/A	N/A	31.131	AV

Note 1: " * ", means this data is the worst emission level.

Note 2: Measure Level (dB μ V/m) = Reading Level (dB μ V) + Factor (dB/m).

Note 3: Factor (dB/m) = Cable Loss (dB) + Antenna Factor (dB/m).

Site: WZ-AC1	Test Date: 2023-08-09
Limit: FCC_2.4G_RE(3m)	Engineer: Ajin Fan
Probe: BBHA9120D_1167_1-18GHz	Polarity: Vertical
EUT: HPE Aruba User Experience Sensor	Power: AC 120V/60Hz
Test Mode: Transmit by 802.11n-HT20 at 2412MHz	



No	Mark	Frequency (MHz)	Measure Level (dB μ V/m)	Reading Level (dB μ V)	Margin (dB)	Limit (dB μ V/m)	Factor (dB/m)	Type
1		2386.888	68.126	36.966	-5.874	74.000	31.160	PK
2	*	2390.000	68.522	37.364	-5.478	74.000	31.158	PK
3		2417.632	111.794	80.667	N/A	N/A	31.128	PK

Note 1: " * ", means this data is the worst emission level.

Note 2: Measure Level (dB μ V/m) = Reading Level (dB μ V) + Factor (dB/m).

Note 3: Factor (dB/m) = Cable Loss (dB) + Antenna Factor (dB/m).

Site: WZ-AC1	Test Date: 2023-08-09
Limit: FCC_2.4G_RE(3m)	Engineer: Ajin Fan
Probe: BBHA9120D_1167_1-18GHz	Polarity: Vertical
EUT: HPE Aruba User Experience Sensor	Power: AC 120V/60Hz
Test Mode: Transmit by 802.11n-HT20 at 2412MHz	



No	Mark	Frequency (MHz)	Measure Level (dB μ V/m)	Reading Level (dB μ V)	Margin (dB)	Limit (dB μ V/m)	Factor (dB/m)	Type
1		2389.296	52.203	21.045	-1.797	54.000	31.158	AV
2	*	2390.000	52.283	21.125	-1.717	54.000	31.158	AV
3		2414.944	103.425	72.295	N/A	N/A	31.131	AV

Note 1: " * ", means this data is the worst emission level.

Note 2: Measure Level (dB μ V/m) = Reading Level (dB μ V) + Factor (dB/m).

Note 3: Factor (dB/m) = Cable Loss (dB) + Antenna Factor (dB/m).

Spot-check Error (From KDB 484596 D01 Referencing Test Data)

Worst Case Spot-check Error	Limit	Result
2.04%	25%	Pass

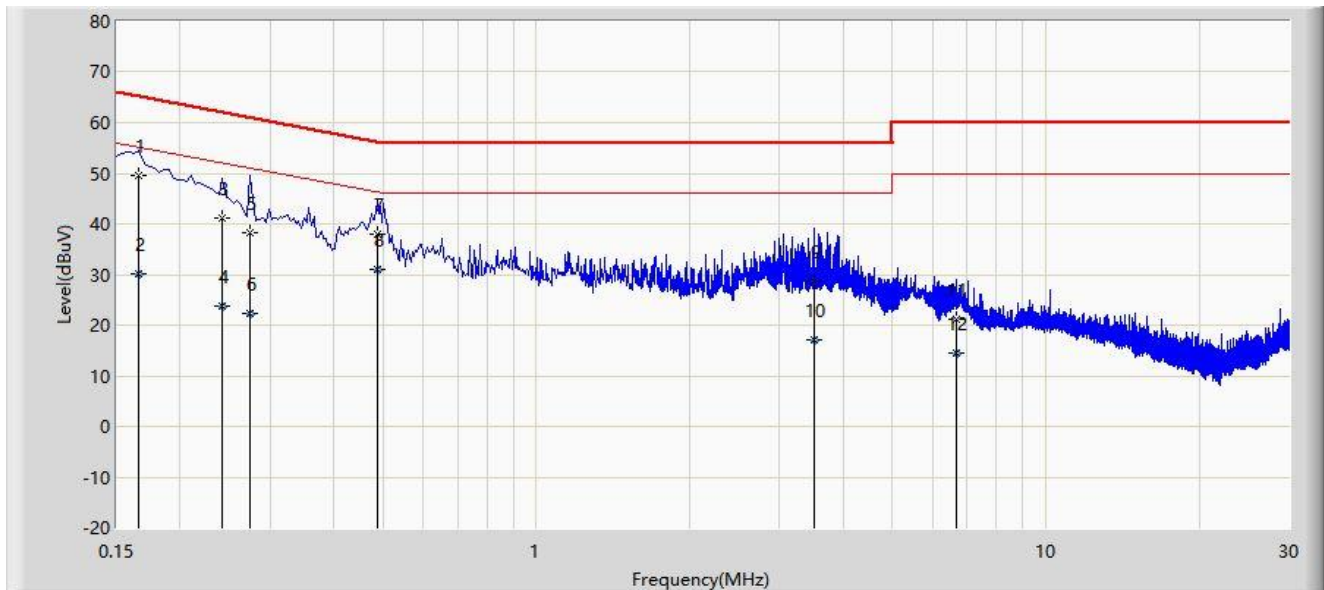
Note: Spot-check Error = $|\text{spot check data} - \text{reference data}| / |\text{reference data}|$

For example, $|69.501 \text{ dBuV/m} - 73.485 \text{ dBuV/m}| / 73.485 \text{ dBuV/m} * 100 = 2.04\%$

A.8 AC Conducted Emissions Test Result

Radio 0:

Site: WZ-SR2	Test Date: 2023-08-07
Limit: FCC_Part15.207_CE_AC Power	Engineer: Linda Wei
Probe: ENV216_101683_Filter Off_E	Polarity: Line
EUT: HPE Aruba User Experience Sensor	Power: AC 120V/60Hz
Test Mode: Transmit by 802.11b at 2412MHz	



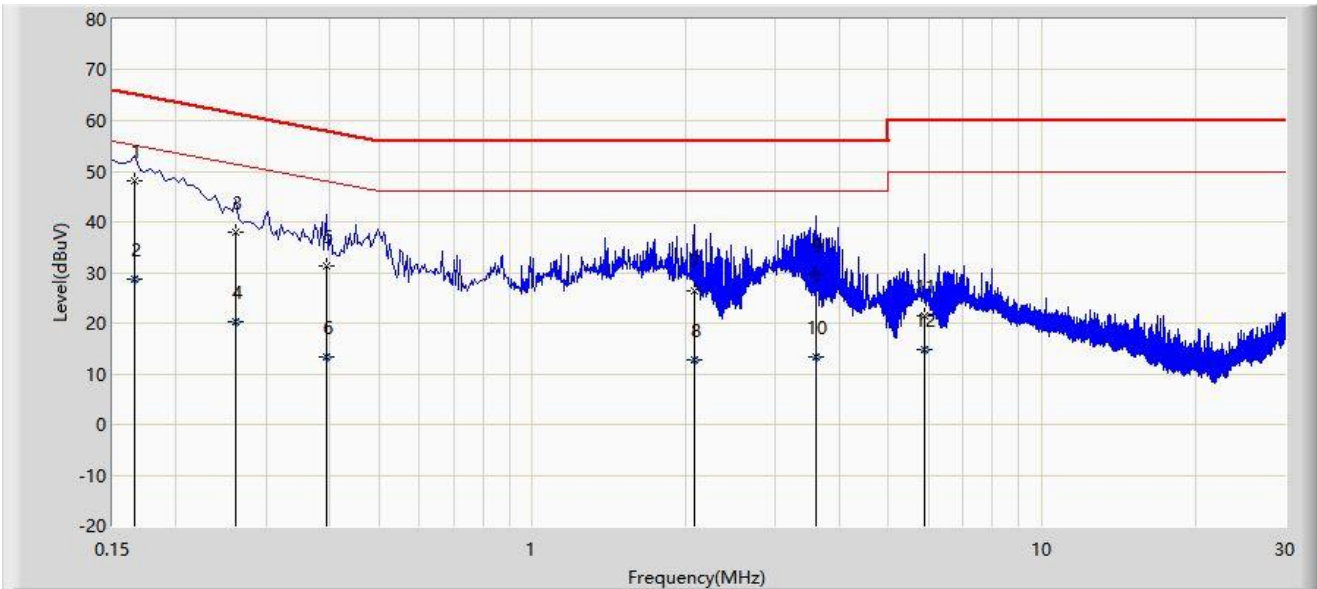
No	Mark	Frequency (MHz)	Measure Level (dBμV)	Reading Level (dBμV)	Margin (dB)	Limit (dBμV)	Factor (dB)	Type
1		0.166	49.649	39.876	-15.509	65.158	9.773	QP
2		0.166	30.186	20.413	-24.972	55.158	9.773	AV
3		0.242	41.183	31.378	-20.844	62.027	9.805	QP
4		0.242	23.651	13.846	-28.376	52.027	9.805	AV
5		0.274	38.401	28.587	-22.595	60.996	9.814	QP
6		0.274	22.343	12.529	-28.653	50.996	9.814	AV
7		0.486	37.870	27.946	-18.366	56.236	9.924	QP
8	*	0.486	30.998	21.075	-15.238	46.236	9.924	AV
9		3.502	28.647	18.041	-27.353	56.000	10.606	QP
10		3.502	17.219	6.613	-28.781	46.000	10.606	AV
11		6.682	21.287	10.329	-38.713	60.000	10.959	QP
12		6.682	14.495	3.537	-35.505	50.000	10.959	AV

Note 1: " * ", means this data is the worst emission level.

Note 2: Measure Level (dBμV) = Reading Level (dBμV) + Factor (dB).

Note 3: Factor (dB) = Cable Loss (dB) + LISN Factor (dB).

Site: WZ-SR2	Test Date: 2023-08-07
Limit: FCC_Part15.207_CE_AC Power	Engineer: Linda Wei
Probe: ENV216_101683_Filter Off_E	Polarity: Neutral
EUT: HPE Aruba User Experience Sensor	Power: AC 120V/60Hz
Test Mode: Transmit by 802.11b at 2412MHz	



No	Mark	Frequency (MHz)	Measure Level (dB μ V)	Reading Level (dB μ V)	Margin (dB)	Limit (dB μ V)	Factor (dB)	Type
1	*	0.166	48.226	38.448	-16.932	65.158	9.778	QP
2		0.166	28.660	18.882	-26.498	55.158	9.778	AV
3		0.262	37.914	28.100	-23.454	61.368	9.814	QP
4		0.262	20.211	10.397	-31.157	51.368	9.814	AV
5		0.394	31.296	21.414	-26.683	57.979	9.882	QP
6		0.394	13.451	3.570	-34.527	47.979	9.882	AV
7		2.074	26.395	15.965	-29.605	56.000	10.429	QP
8		2.074	12.628	2.199	-33.372	46.000	10.429	AV
9		3.610	29.685	18.885	-26.315	56.000	10.799	QP
10		3.610	13.424	2.625	-32.576	46.000	10.799	AV
11		5.886	21.588	10.413	-38.412	60.000	11.175	QP
12		5.886	14.740	3.565	-35.260	50.000	11.175	AV

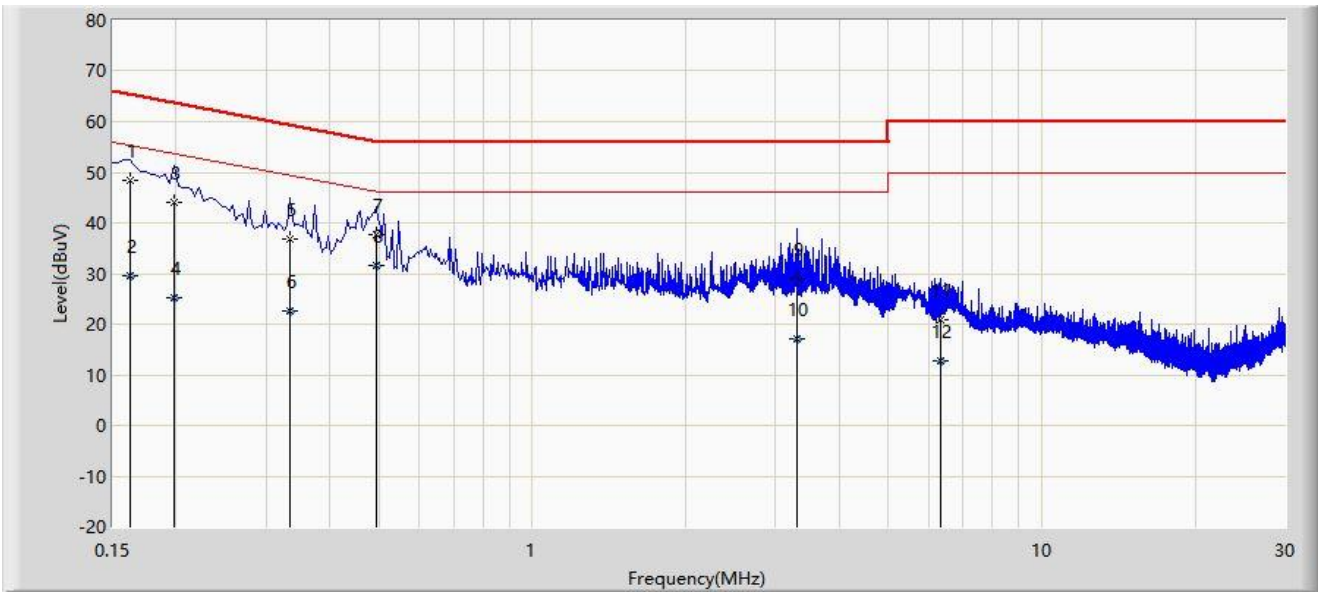
Note 1: " * ", means this data is the worst emission level.

Note 2: Measure Level (dB μ V) = Reading Level (dB μ V) + Factor (dB).

Note 3: Factor (dB) = Cable Loss (dB) + LISN Factor (dB).

Radio 1:

Site: WZ-SR2	Test Date: 2023-08-07
Limit: FCC_Part15.207_CE_AC Power	Engineer: Linda Wei
Probe: ENV216_101683_Filter Off_E	Polarity: Line
EUT: HPE Aruba User Experience Sensor	Power: AC 120V/60Hz
Test Mode: Transmit by 802.11b at 2412MHz	



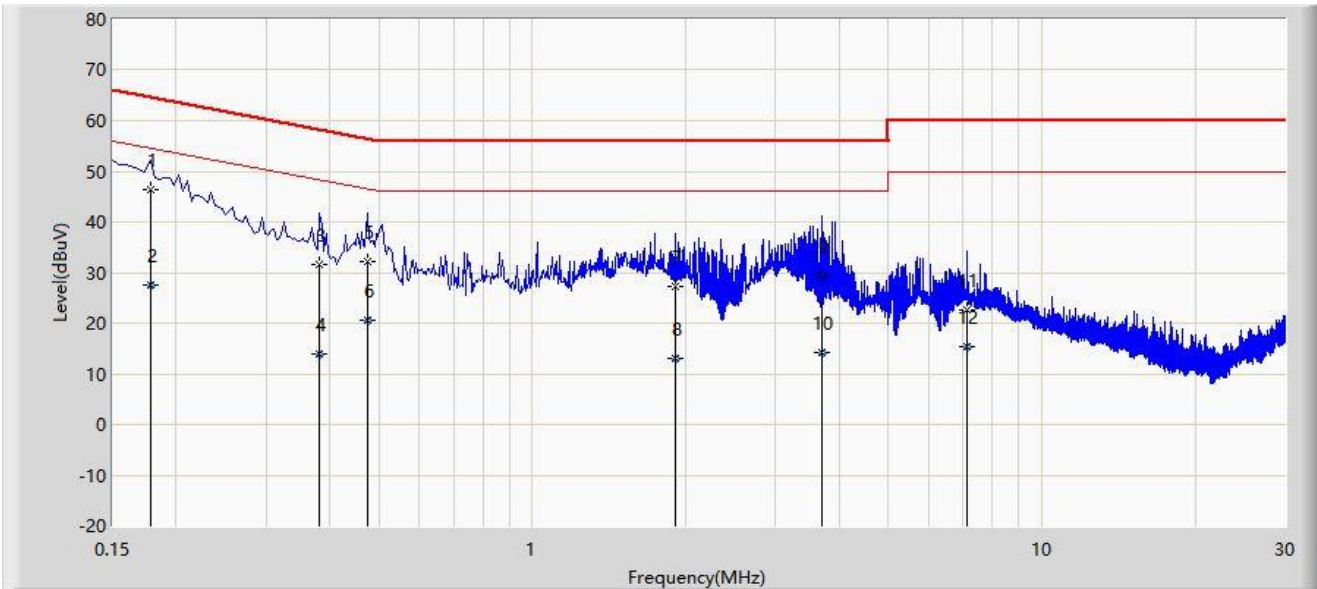
No	Mark	Frequency (MHz)	Measure Level (dBμV)	Reading Level (dBμV)	Margin (dB)	Limit (dBμV)	Factor (dB)	Type
1		0.162	48.491	38.720	-16.870	65.361	9.772	QP
2		0.162	29.521	19.749	-25.840	55.361	9.772	AV
3		0.198	44.155	34.368	-19.539	63.694	9.786	QP
4		0.198	25.173	15.386	-28.522	53.694	9.786	AV
5		0.334	36.871	27.028	-22.480	59.351	9.843	QP
6		0.334	22.664	12.822	-26.687	49.351	9.843	AV
7		0.494	37.791	27.863	-18.310	56.100	9.928	QP
8	*	0.494	31.473	21.545	-14.627	46.100	9.928	AV
9		3.314	28.939	18.360	-27.061	56.000	10.580	QP
10		3.314	17.061	6.482	-28.939	46.000	10.580	AV
11		6.318	20.988	10.064	-39.012	60.000	10.924	QP
12		6.318	12.723	1.799	-37.277	50.000	10.924	AV

Note 1: " * ", means this data is the worst emission level.

Note 2: Measure Level (dBμV) = Reading Level (dBμV) + Factor (dB).

Note 3: Factor (dB) = Cable Loss (dB) + LISN Factor (dB).

Site: WZ-SR2	Test Date: 2023-08-07
Limit: FCC_Part15.207_CE_AC Power	Engineer: Linda Wei
Probe: ENV216_101683_Filter Off_E	Polarity: Neutral
EUT: HPE Aruba User Experience Sensor	Power: AC 120V/60Hz
Test Mode: Transmit by 802.11b at 2412MHz	



No	Mark	Frequency (MHz)	Measure Level (dBμV)	Reading Level (dBμV)	Margin (dB)	Limit (dBμV)	Factor (dB)	Type
1	*	0.178	46.301	36.521	-18.277	64.578	9.780	QP
2		0.178	27.435	17.655	-27.143	54.578	9.780	AV
3		0.382	31.736	21.863	-26.499	58.236	9.874	QP
4		0.382	14.020	4.146	-34.216	48.236	9.874	AV
5		0.474	32.156	22.229	-24.288	56.444	9.928	QP
6		0.474	20.672	10.745	-25.772	46.444	9.928	AV
7		1.910	27.144	16.749	-28.856	56.000	10.395	QP
8		1.910	12.902	2.506	-33.098	46.000	10.395	AV
9		3.710	29.205	18.380	-26.795	56.000	10.824	QP
10		3.710	14.226	3.402	-31.774	46.000	10.824	AV
11		7.134	22.632	11.369	-37.368	60.000	11.263	QP
12		7.134	15.371	4.108	-34.629	50.000	11.263	AV

Note 1: " * ", means this data is the worst emission level.

Note 2: Measure Level (dBμV) = Reading Level (dBμV) + Factor (dB).

Note 3: Factor (dB) = Cable Loss (dB) + LISN Factor (dB).

Appendix B – Test Setup Photograph

Refer to “2306RSU027-UT” file.

Appendix C – EUT Photograph

Refer to “2306RSU027-UE” file.

————— The End —————