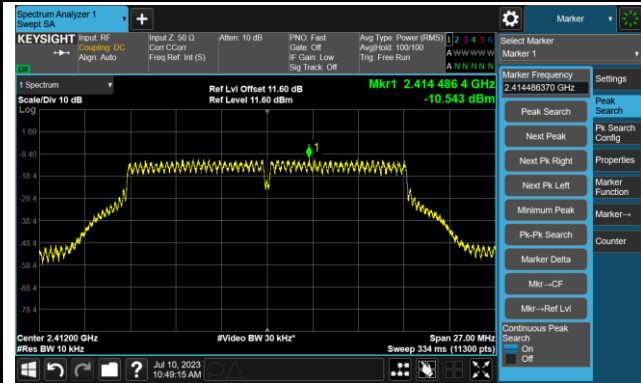
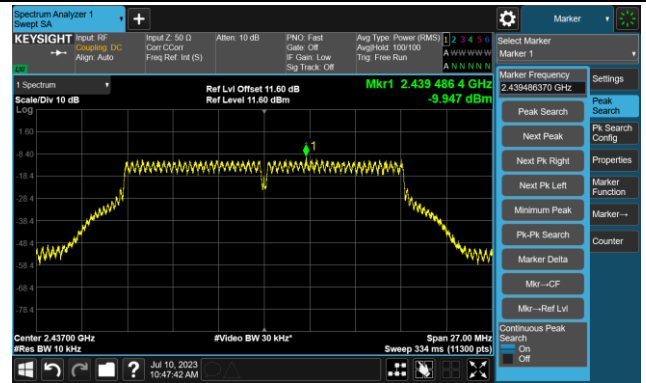


802.11n-HT20 - AVPSD – Ant 1

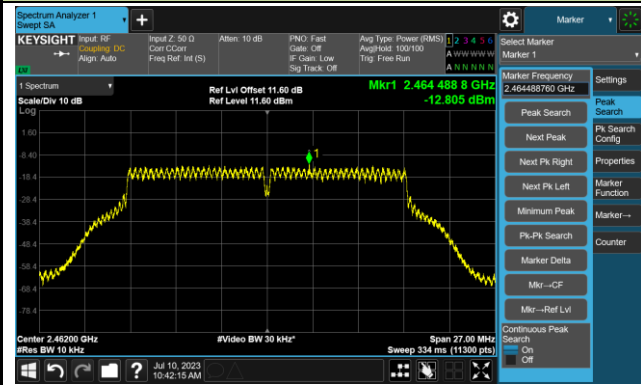
Channel 01 (2412MHz)



Channel 06 (2437MHz)

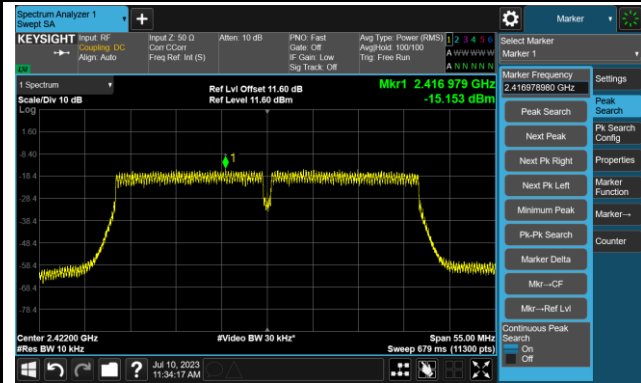


Channel 11 (2462MHz)

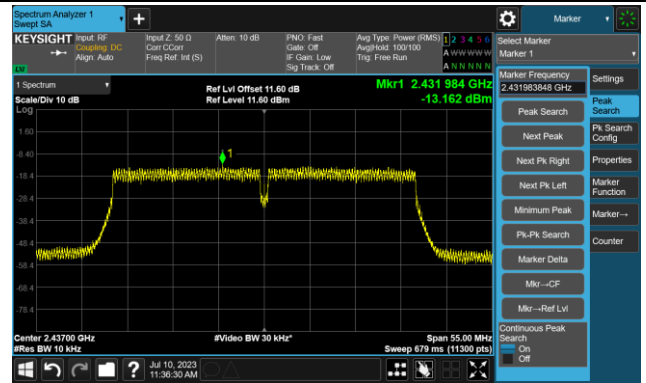


802.11n-HT40 - AVPSD – Ant 1

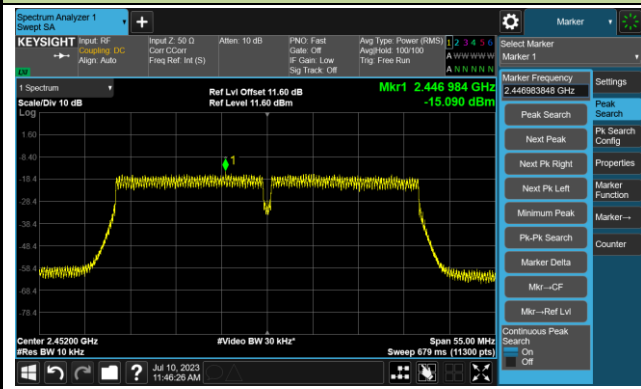
Channel 03 (2422MHz)



Channel 06 (2437MHz)

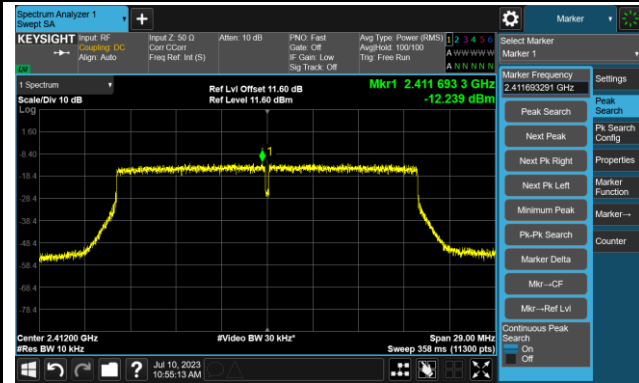


Channel 09 (2452MHz)

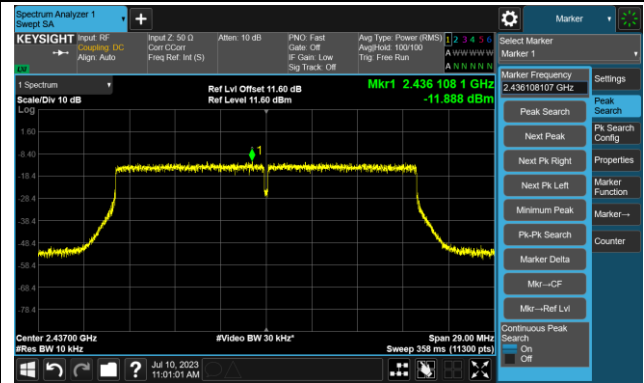


802.11ax-HE20 - AVPSD – Ant 1

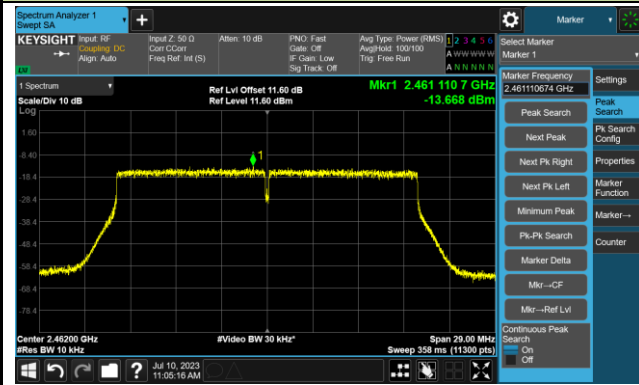
Channel 01 (2412MHz)



Channel 06 (2437MHz)

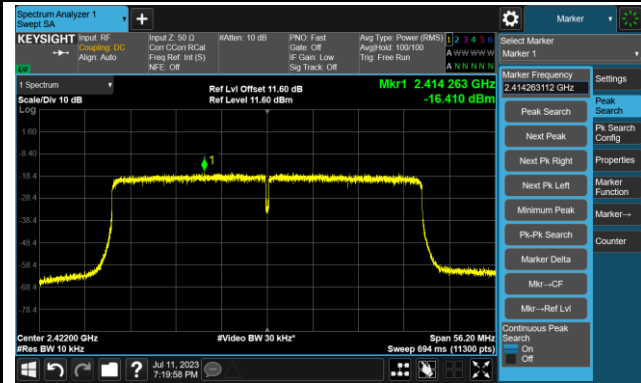


Channel 11 (2462MHz)

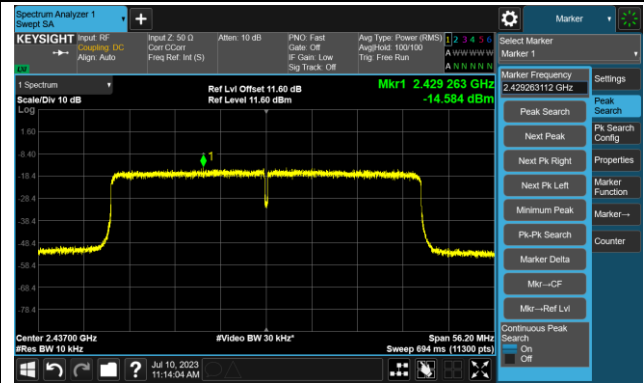


802.11ax-HE40 - AVPSD – Ant 1

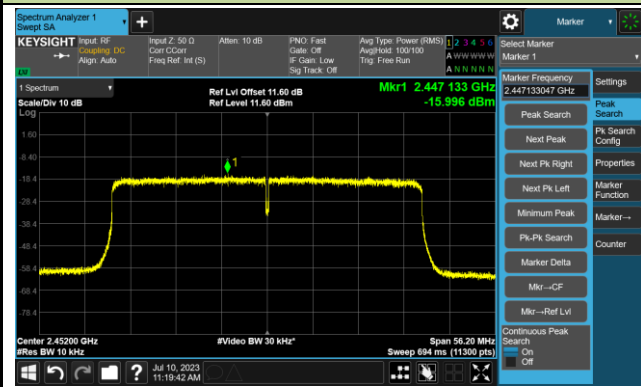
Channel 03 (2422MHz)



Channel 06 (2437MHz)



Channel 09 (2452MHz)



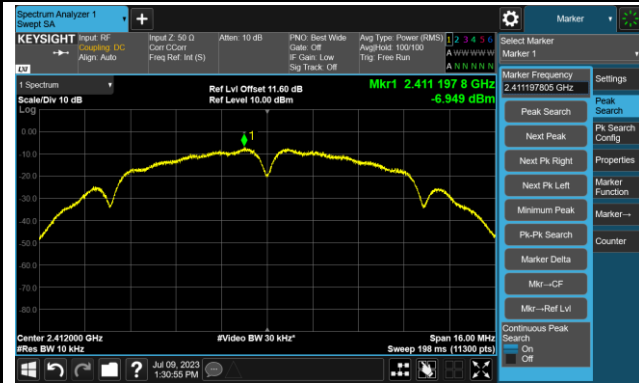
Test Site	WZ-SR5	Test Engineer	Lynn Yang
Test Date	2023-07-04	Radio	1

Test Mode	Data Rate/ MCS	Channel No.	Freq. (MHz)	AVPSD(dBm/10kHz)		Total PSD (dBm/10kHz)	Limit (dBm/3kHz)	Result
				Ant 0	Ant 1			
11b	1Mbps	01	2412	-6.949	-8.490	-4.64	≤ 8.00	Pass
11b	1Mbps	06	2437	-7.638	-7.192	-4.40	≤ 8.00	Pass
11b	1Mbps	11	2462	-6.915	-7.446	-4.16	≤ 8.00	Pass
11g	6Mbps	01	2412	-12.720	-11.724	-9.18	≤ 8.00	Pass
11g	6Mbps	06	2437	-12.712	-10.640	-8.54	≤ 8.00	Pass
11g	6Mbps	11	2462	-12.694	-10.944	-8.72	≤ 8.00	Pass
11n-HT20	MCS0	01	2412	-13.373	-11.903	-9.57	≤ 8.00	Pass
11n-HT20	MCS0	06	2437	-12.904	-10.898	-8.78	≤ 8.00	Pass
11n-HT20	MCS0	11	2462	-12.850	-11.238	-8.96	≤ 8.00	Pass
11n-HT40	MCS0	03	2422	-15.332	-14.157	-11.69	≤ 8.00	Pass
11n-HT40	MCS0	06	2437	-13.294	-12.619	-9.93	≤ 8.00	Pass
11n-HT40	MCS0	09	2452	-16.250	-15.712	-12.96	≤ 8.00	Pass
11ax-HE20	MCS0	01	2412	-14.398	-13.353	-10.83	≤ 8.00	Pass
11ax-HE20	MCS0	06	2437	-13.972	-11.886	-9.79	≤ 8.00	Pass
11ax-HE20	MCS0	11	2462	-14.417	-12.737	-10.49	≤ 8.00	Pass
11ax-HE40	MCS0	03	2422	-16.823	-15.849	-13.30	≤ 8.00	Pass
11ax-HE40	MCS0	06	2437	-15.819	-15.027	-12.39	≤ 8.00	Pass
11ax-HE40	MCS0	09	2452	-17.703	-17.239	-14.45	≤ 8.00	Pass

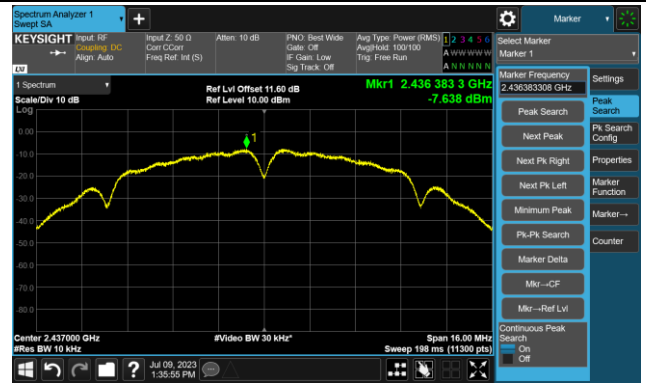
Note: Total PSD (dBm/10kHz) = $10 \cdot \log \{ 10^{(\text{Ant 0 AVPSD}/10)} + 10^{(\text{Ant 1 AVPSD}/10)} \}$.

802.11b - AVPSD – Ant 0

Channel 01 (2412MHz)



Channel 06 (2437MHz)

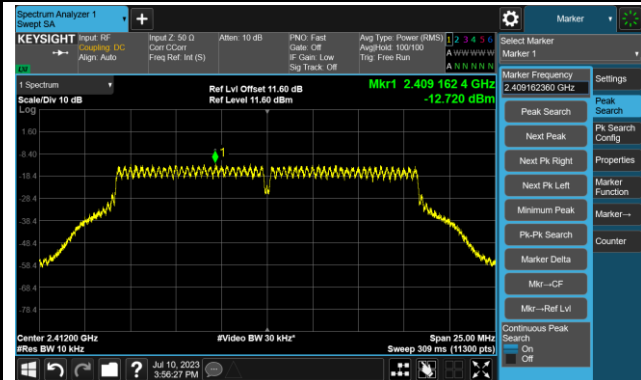


Channel 11 (2462MHz)

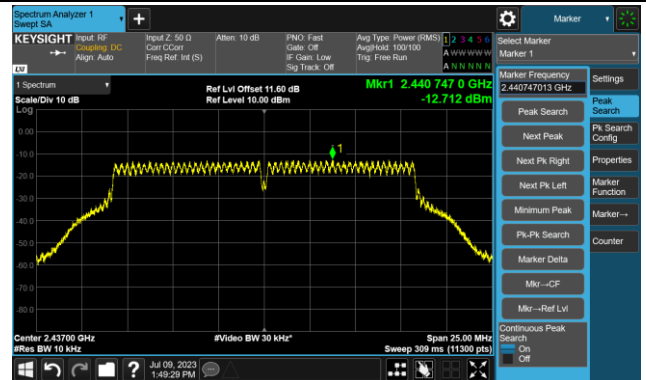


802.11g - AVPSD – Ant 0

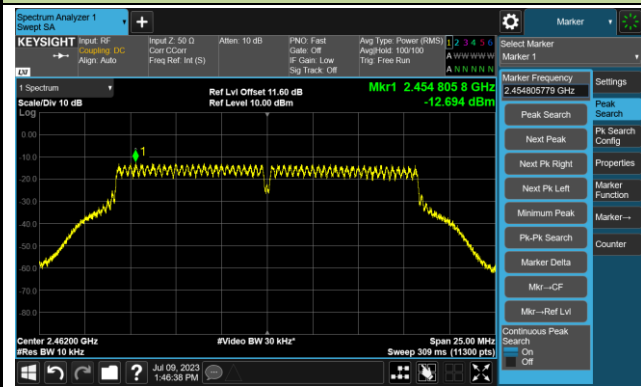
Channel 01 (2412MHz)



Channel 06 (2437MHz)

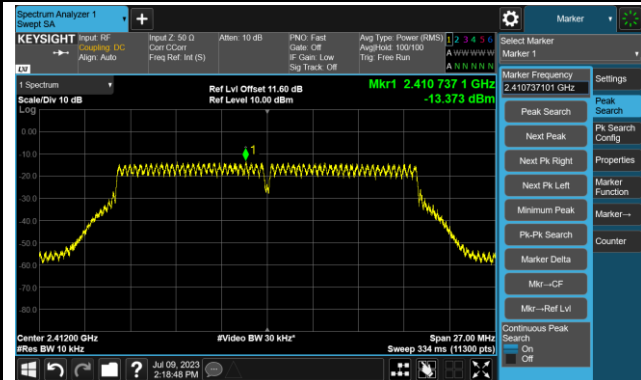


Channel 11 (2462MHz)

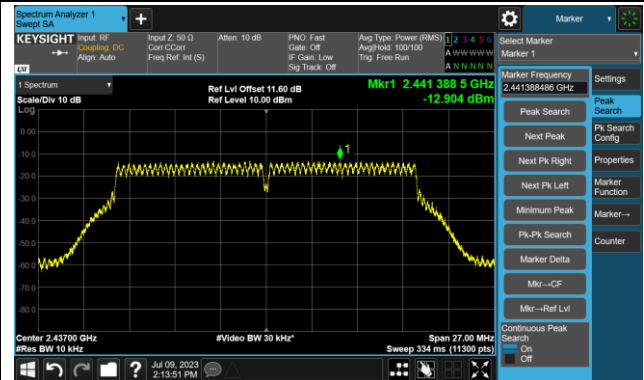


802.11n-HT20 - AVPSD – Ant 0

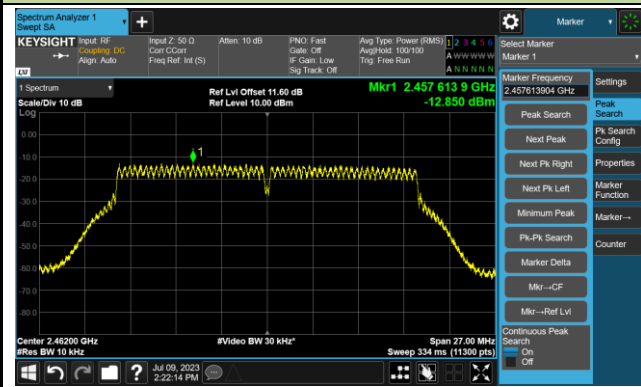
Channel 01 (2412MHz)



Channel 06 (2437MHz)

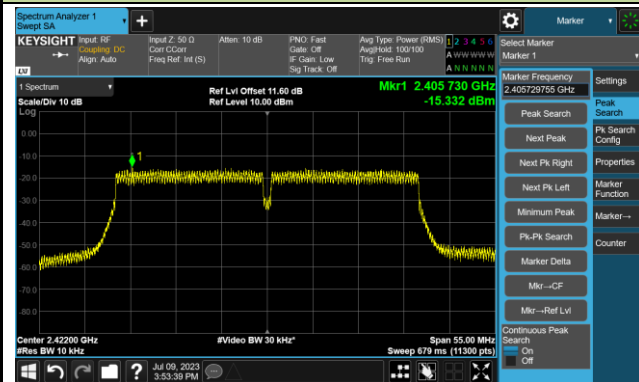


Channel 11 (2462MHz)

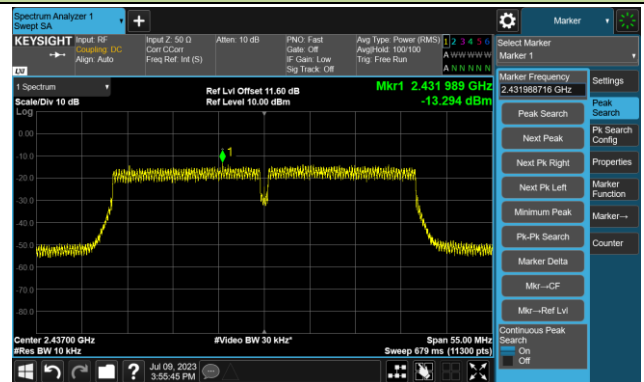


802.11n-HT40 - AVPSD – Ant 0

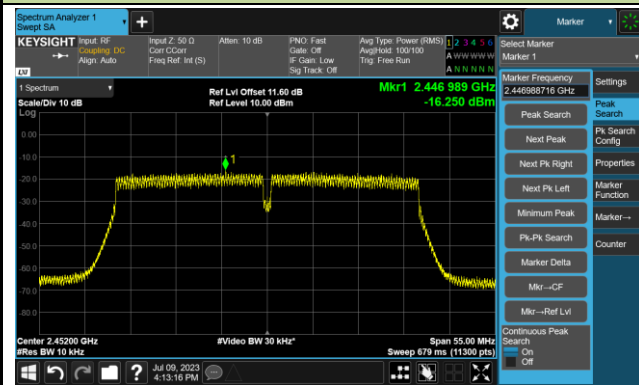
Channel 03 (2422MHz)



Channel 06 (2437MHz)

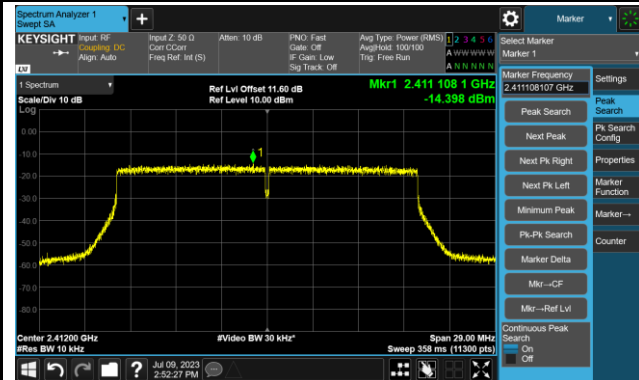


Channel 09 (2452MHz)



802.11ax-HE20 - AVPSD – Ant 0

Channel 01 (2412MHz)



Channel 06 (2437MHz)

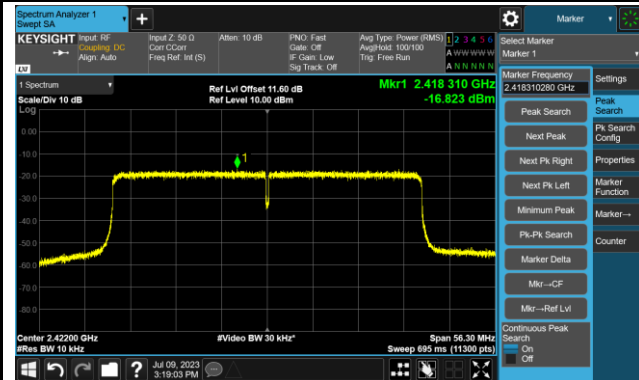


Channel 11 (2462MHz)

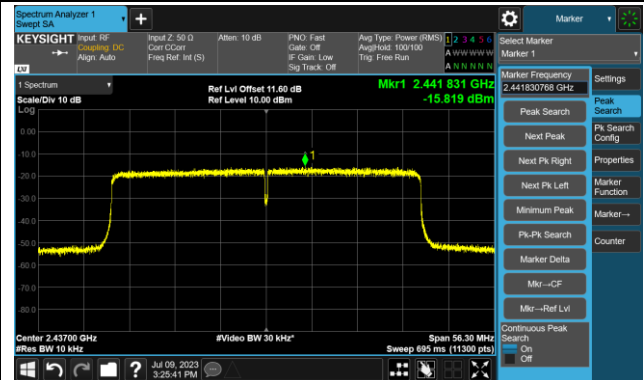


802.11ax-HE40 - AVPSD – Ant 0

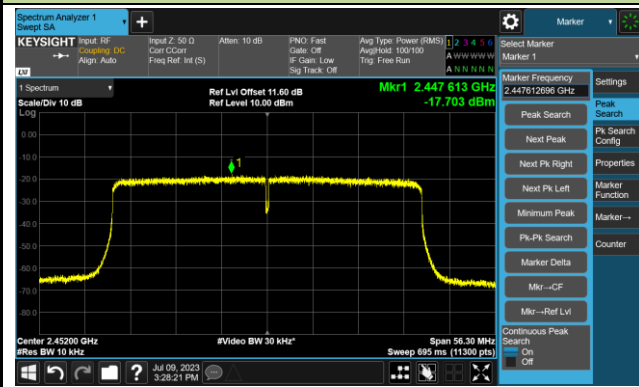
Channel 03 (2422MHz)



Channel 06 (2437MHz)

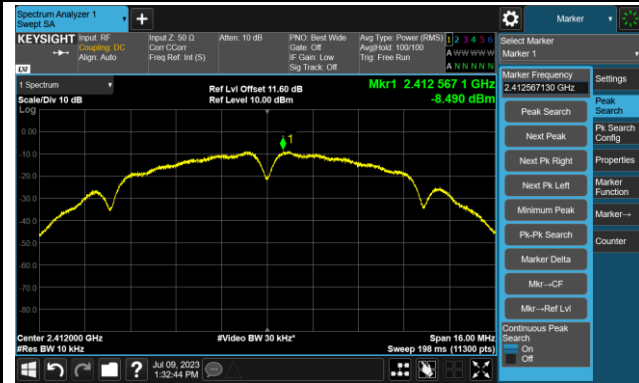


Channel 09 (2452MHz)

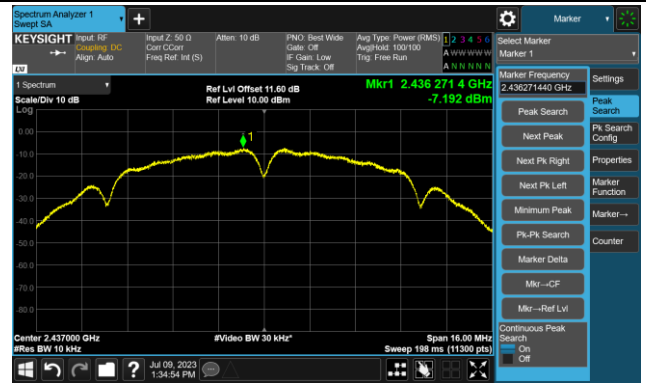


802.11b - AVPSD – Ant 1

Channel 01 (2412MHz)

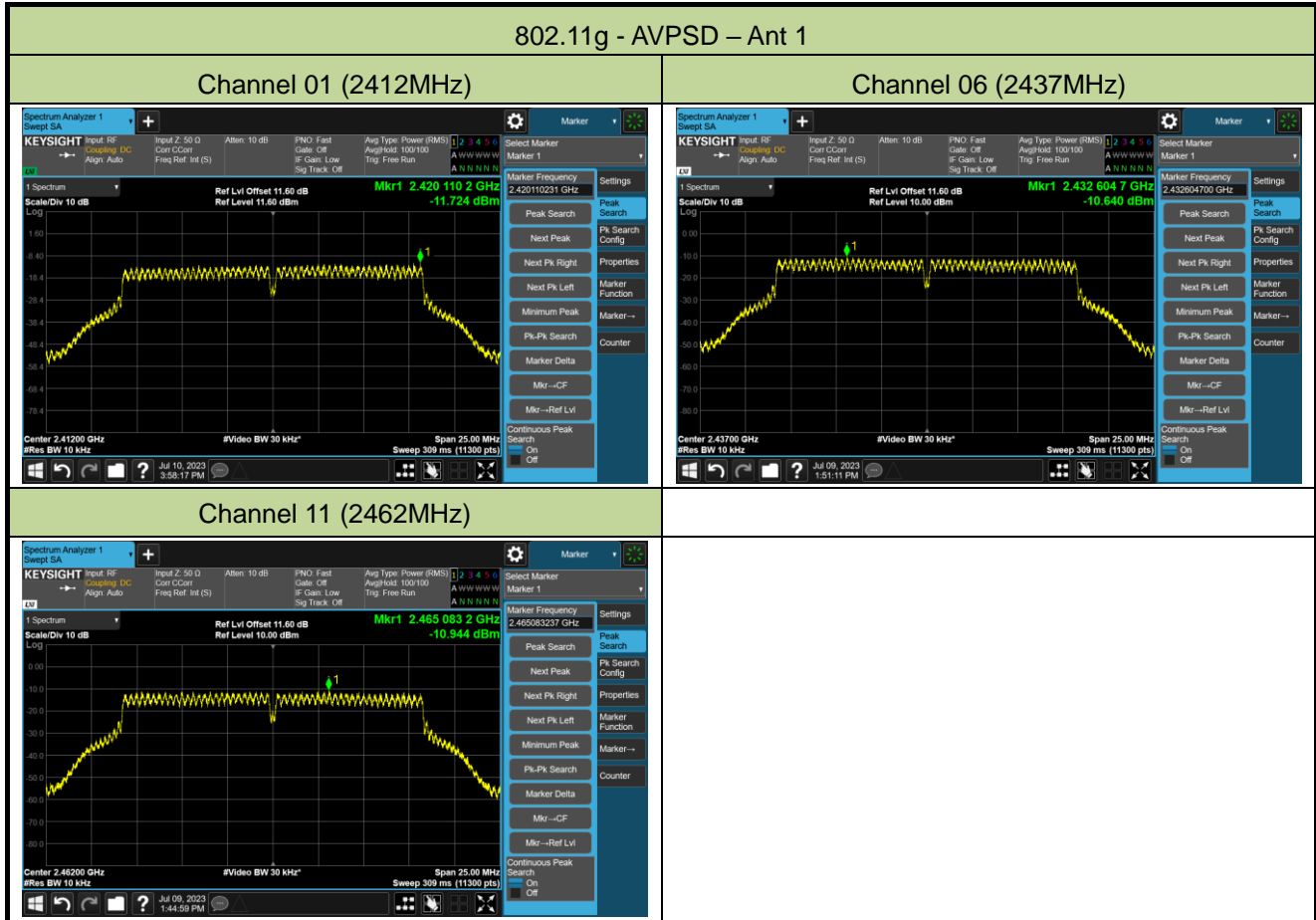


Channel 06 (2437MHz)



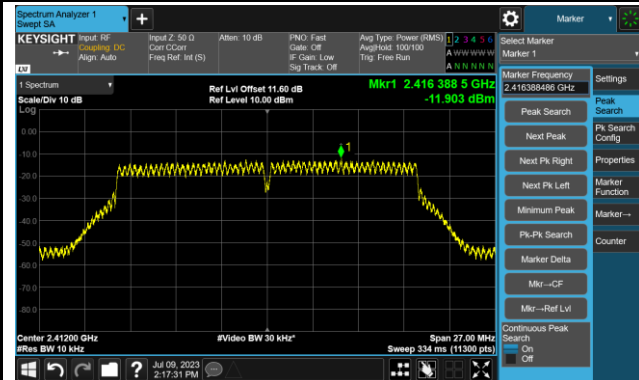
Channel 11 (2462MHz)



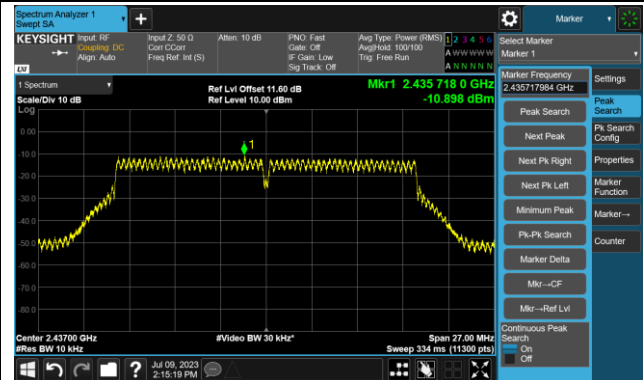


802.11n-HT20 - AVPSD – Ant 1

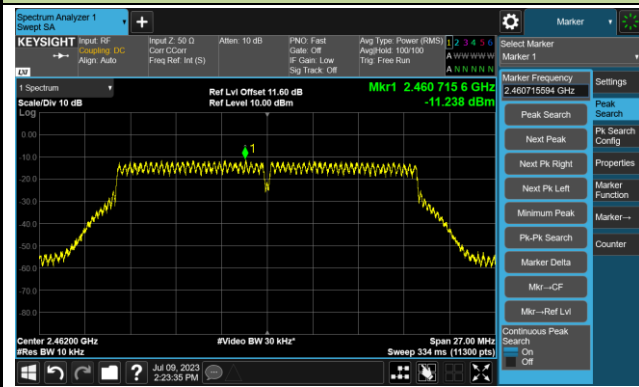
Channel 01 (2412MHz)



Channel 06 (2437MHz)

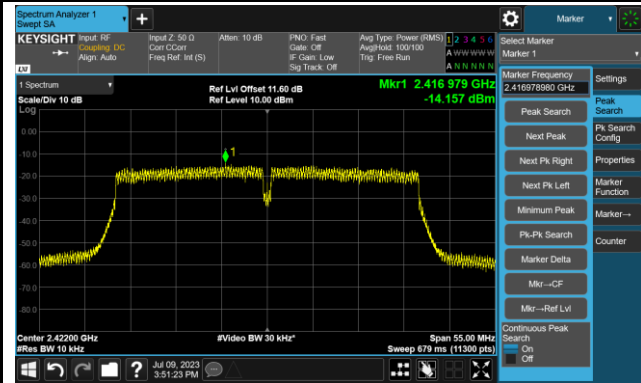


Channel 11 (2462MHz)

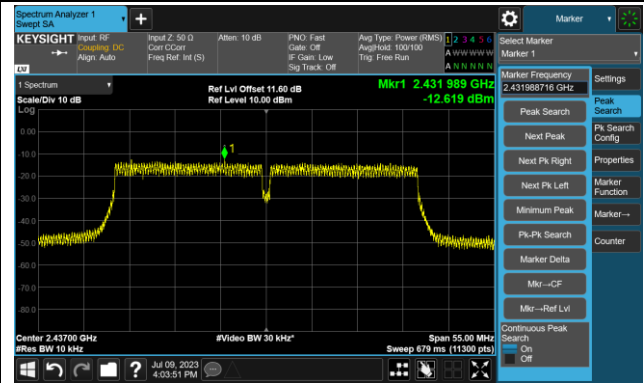


802.11n-HT40 - AVPSD – Ant 1

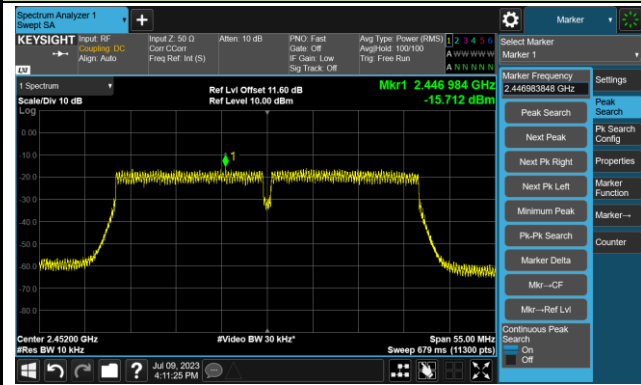
Channel 03 (2422MHz)



Channel 06 (2437MHz)

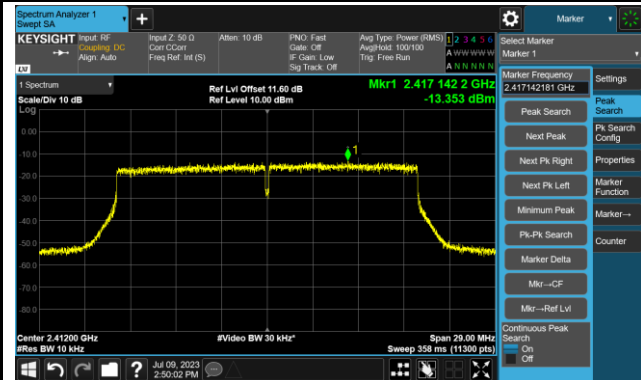


Channel 09 (2452MHz)

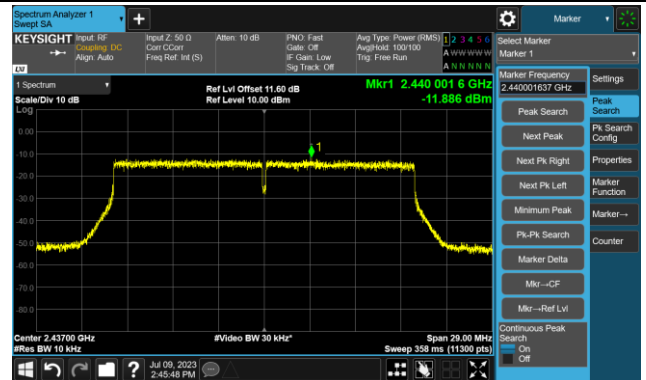


802.11ax-HE20 - AVPSD – Ant 1

Channel 01 (2412MHz)



Channel 06 (2437MHz)



Channel 11 (2462MHz)

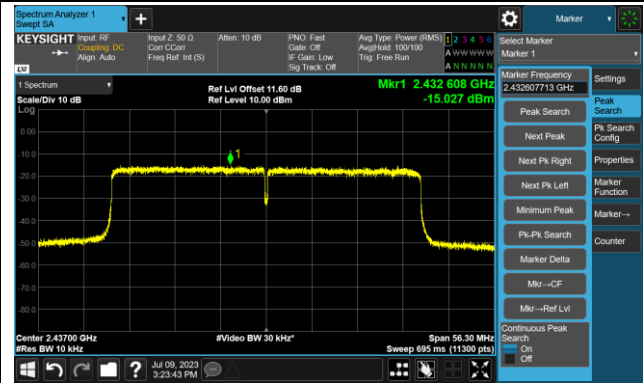


802.11ax-HE40 - AVPSD – Ant 1

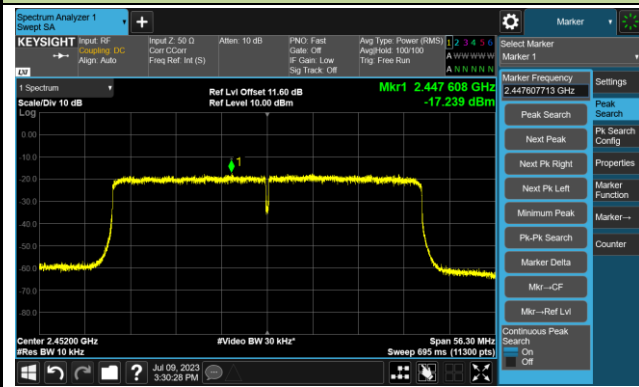
Channel 03 (2422MHz)



Channel 06 (2437MHz)



Channel 09 (2452MHz)



A.5 Conducted Band Edge and Out-of-Band Emissions Test Result

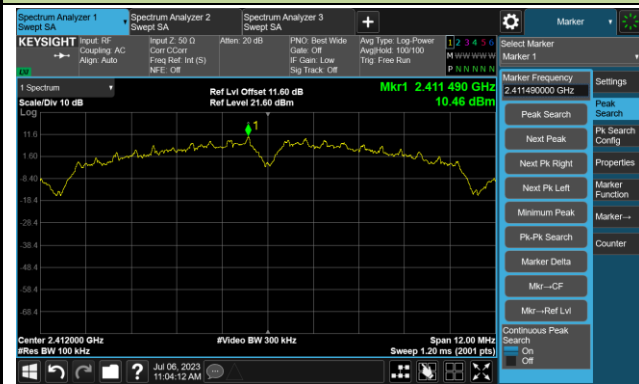
Test Site	WZ-SR5	Test Engineer	Lynn Yang
Test Date	2023-07-04	Radio	0

Test Mode	Data Rate / MCS	Channel No.	Frequency (MHz)	Limit
11b	1Mbps	01	2412	30dBc
11b	1Mbps	06	2437	30dBc
11b	1Mbps	11	2462	30dBc
11g	6Mbps	01	2412	30dBc
11g	6Mbps	06	2437	30dBc
11g	6Mbps	11	2462	30dBc
11n-HT20	MCS0	01	2412	30dBc
11n-HT20	MCS0	06	2437	30dBc
11n-HT20	MCS0	11	2462	30dBc
11n-HT40	MCS0	03	2422	30dBc
11n-HT40	MCS0	06	2437	30dBc
11n-HT40	MCS0	09	2452	30dBc
11ax-HE20	MCS0	01	2412	30dBc
11ax-HE20	MCS0	06	2437	30dBc
11ax-HE20	MCS0	11	2462	30dBc
11ax-HE40	MCS0	03	2422	30dBc
11ax-HE40	MCS0	06	2437	30dBc
11ax-HE40	MCS0	09	2452	30dBc

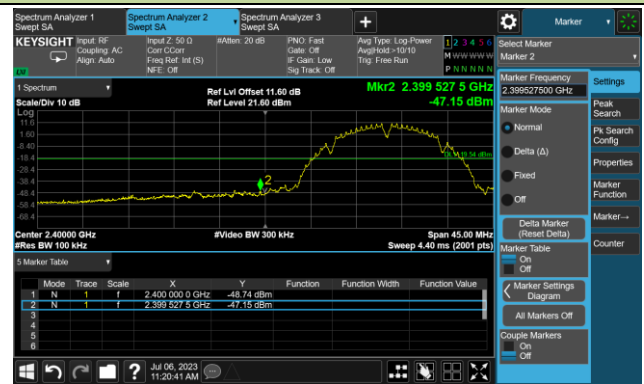
802.11b Out-of-Band Emissions – Ant 0

Channel 01 (2412MHz)

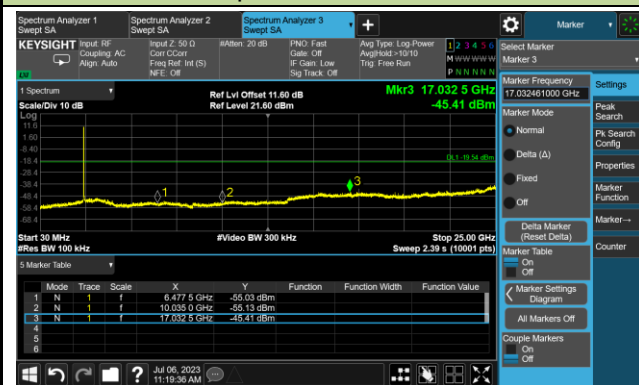
100kHz PSD Reference Level



Low Band Edge

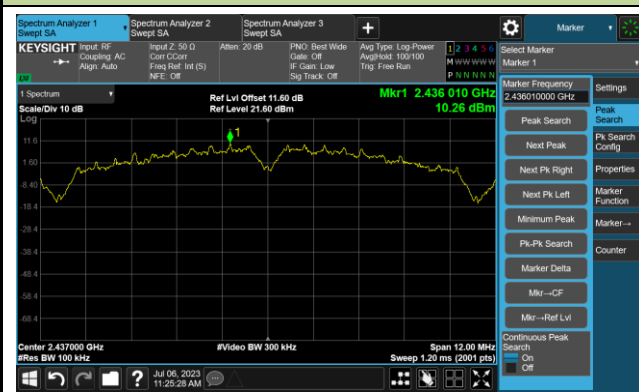


Spurious Emission



Channel 06 (2437MHz)

100kHz PSD Reference Level



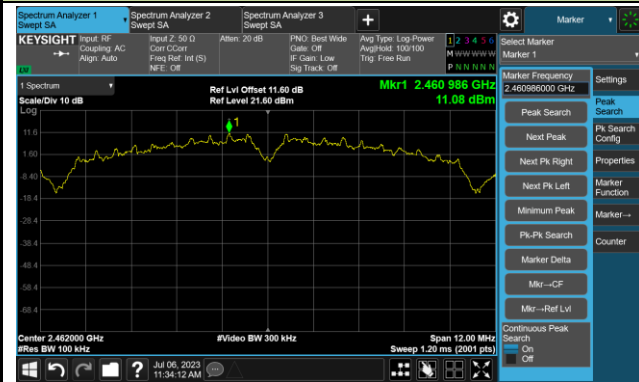
Spurious Emission



802.11b Out-of-Band Emissions – Ant 0

Channel 11 (2462MHz)

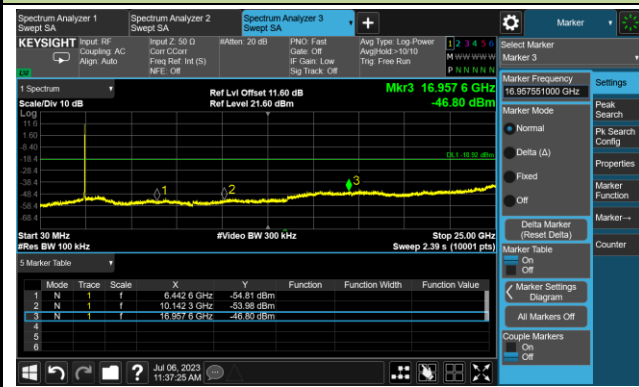
100kHz PSD Reference Level



High Band Edge



Spurious Emission



802.11g Out-of-Band Emissions – Ant 0

Channel 01 (2412MHz)

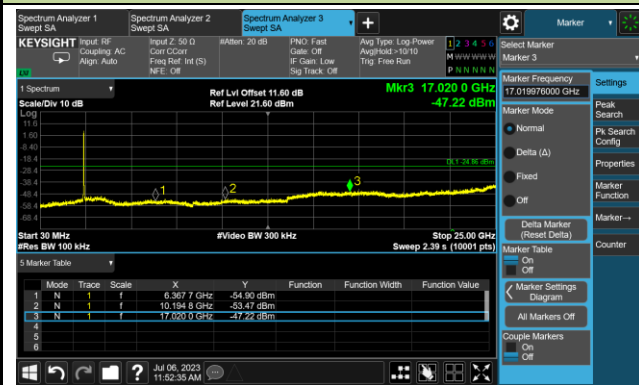
100kHz PSD Reference Level



Low Band Edge

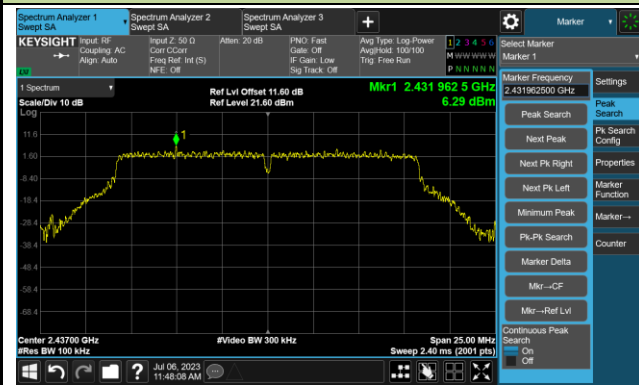


Spurious Emission



Channel 06 (2437MHz)

100kHz PSD Reference Level



Spurious Emission



802.11g Out-of-Band Emissions – Ant 0

Channel 11 (2462MHz)

100kHz PSD Reference Level



High Band Edge



Spurious Emission



802.11n-HT20 Out-of-Band Emissions – Ant 0

Channel 01 (2412MHz)

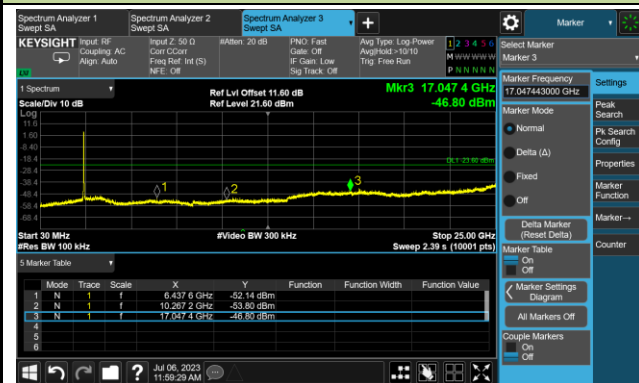
100kHz PSD Reference Level



Low Band Edge

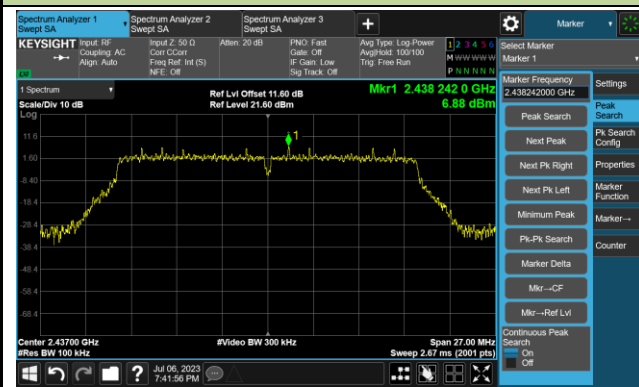


Spurious Emission



Channel 06 (2437MHz)

100kHz PSD Reference Level



Spurious Emission

