



PHOTOS - TEST SETUP


Company: Aruba Networks, Hewlett Packard Enterprise
Company

Product Name: Aruba User Experience Insight, Variant 1

Report No.: HPEN141 – FCC & IC Test Setup Photos

1. Test Setup Photographs


1.1.1. Test Setup - CE - AC Conducted Emissions



PoE AC Mains Conducted Front



PoE AC Mains Conducted Side




PS AC Mains Conducted Front



PS AC Mains Conducted Side


1.1.2. Test Setup - RE#1 - Radiated Emissions - 3m Chamber



POE Digital Emissions 1-6 GHz




POE Digital Emissions 30-1000MHz



PS Digital Emissions 1-6 GHz



PS Digital Emissions 30-1000MHz



Tx spurious 1-18GHz

1.1.3. Test Setup - RF#1 - Conducted



RF Conducted

1.1.4. Test Setup - DFS Rad - DFS Radiated



Radiated DFS Test Setup



575 Boulder Court
Pleasanton, California 94566, USA
Tel: +1 (925) 462 0304
Fax: +1 (925) 462 0306
www.micomlabs.com