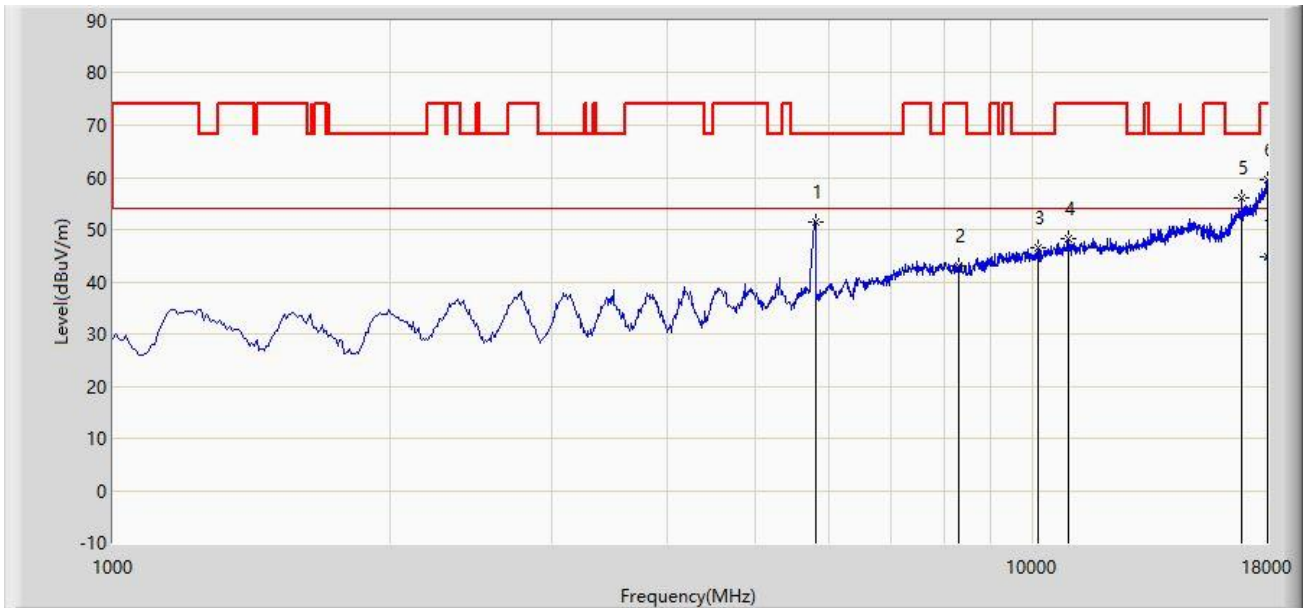


Site: WZ-AC2	Time: 2023/05/10 - 21:45
Limit: FCC_5G_RE(3m)	Engineer: Dick Shen
Probe: BBHA9120D_1457_1-18GHz	Polarity: Horizontal
EUT: ACCESS POINT	Power: AC 120V/60Hz
Note: Transmit by 802.11ax-HE80 at 5775MHz	



No	Mark	Frequency (MHz)	Measure Level (dB μ V/m)	Reading Level (dB μ V)	Margin (dB)	Limit (dB μ V/m)	Factor (dB/m)	Type
1		5802.500	51.540	46.493	N/A	N/A	5.048	PK
2		8293.000	43.095	32.009	-30.905	74.000	11.087	PK
3		10120.500	46.638	32.455	-21.562	68.200	14.183	PK
4		10945.000	48.213	31.818	-25.787	74.000	16.395	PK
5		16861.000	56.174	33.590	-12.026	68.200	22.584	PK
6		17991.500	59.468	30.858	-14.532	74.000	28.610	PK
7	*	17991.500	44.730	16.120	-9.270	54.000	28.610	AV

Note 1: " * ", means this data is the worst emission level.

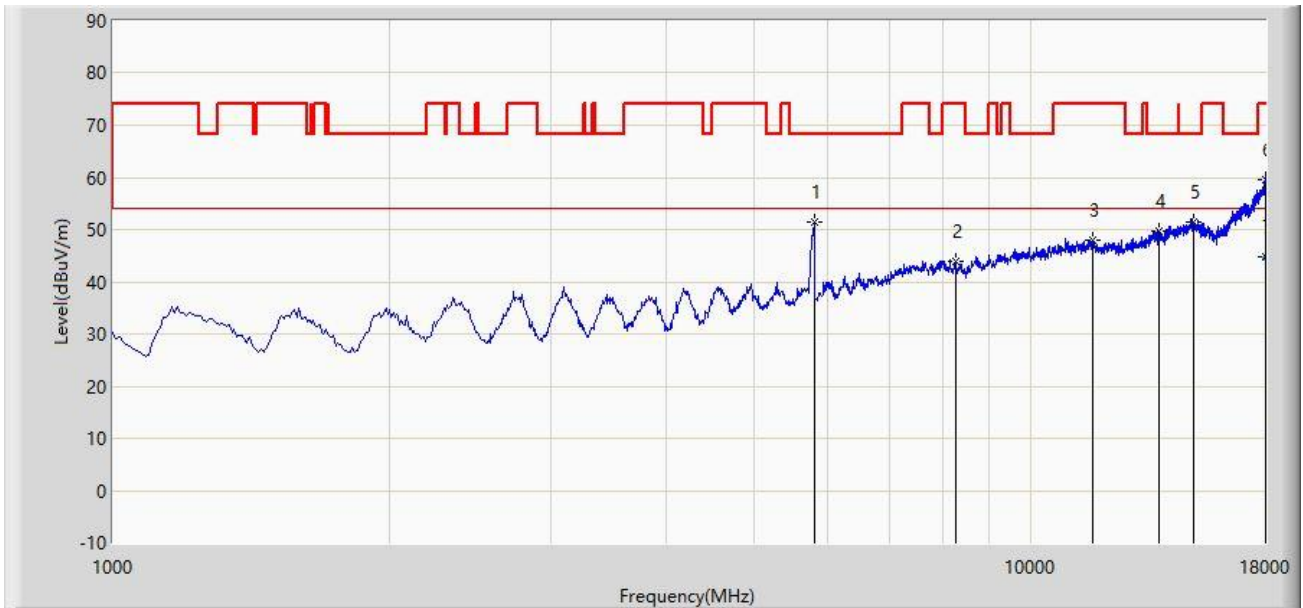
Note 2: Measure Level (dB μ V/m) = Reading Level (dB μ V) + Factor (dB/m).

Note 3: Factor (dB/m) = Cable Loss (dB) + Antenna Factor (dB/m) - Pre_Amplifier Gain (dB).

Note 4: Average measurement was not performed when peak measure level was lower than the average limit.

Note 5: The point (1) is Wi-Fi fundamental frequency that is not evaluated in this standard

Site: WZ-AC2	Time: 2023/05/10 - 21:47
Limit: FCC_5G_RE(3m)	Engineer: Dick Shen
Probe: BBHA9120D_1457_1-18GHz	Polarity: Vertical
EUT: ACCESS POINT	Power: AC 120V/60Hz
Note: Transmit by 802.11ax-HE80 at 5775MHz	



No	Mark	Frequency (MHz)	Measure Level (dBμV/m)	Reading Level (dBμV)	Margin (dB)	Limit (dBμV/m)	Factor (dB/m)	Type
1	*	5802.500	51.533	46.486	N/A	N/A	5.048	PK
2		8267.500	44.040	32.751	-29.960	74.000	11.289	PK
3		11659.000	48.039	30.343	-25.961	74.000	17.696	PK
4		13784.000	49.787	30.038	-18.413	68.200	19.749	PK
5		15050.500	51.439	31.552	-16.761	68.200	19.887	PK
6		17974.500	59.681	31.166	-14.319	74.000	28.515	PK
7	*	17974.500	44.715	16.200	-9.285	54.000	28.515	AV

Note 1: " * ", means this data is the worst emission level.

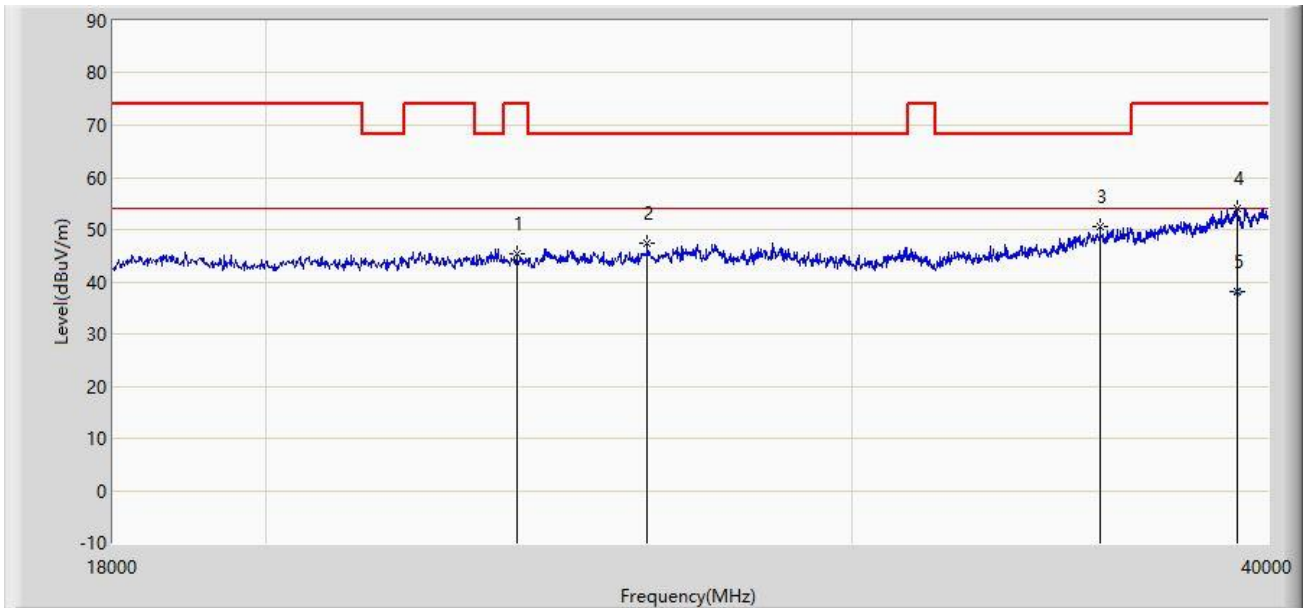
Note 2: Measure Level (dBμV/m) = Reading Level (dBμV) + Factor (dB/m).

Note 3: Factor (dB/m) = Cable Loss (dB) + Antenna Factor (dB/m) - Pre_Amplifier Gain (dB).

Note 4: Average measurement was not performed when peak measure level was lower than the average limit.

Note 5: The point (1) is Wi-Fi fundamental frequency that is not evaluated in this standard

Site: WZ-AC1	Time: 2023/04/08 - 01:08
Limit: FCC_5G_RE(3m)	Engineer: Ajin Fan
Probe: BBHA9170_933_18-40GHz	Polarity: Horizontal
EUT: ACCESS POINT	Power: AC 120V/60Hz
Test Mode: Transmit by 802.11ax-HE20 at channel 5825MHz	



No	Mark	Frequency (MHz)	Measure Level (dBμV/m)	Reading Level (dBμV)	Margin (dB)	Limit (dBμV/m)	Factor (dB/m)	Type
1		23797.000	45.300	52.409	-28.700	74.000	-7.108	PK
2		26052.000	47.517	54.152	-20.683	68.200	-6.635	PK
3		35622.000	50.550	57.374	-17.650	68.200	-6.824	PK
4		39164.000	53.925	55.255	-20.075	74.000	-1.330	PK
5	*	39164.000	38.030	39.360	-15.970	54.000	-1.330	AV

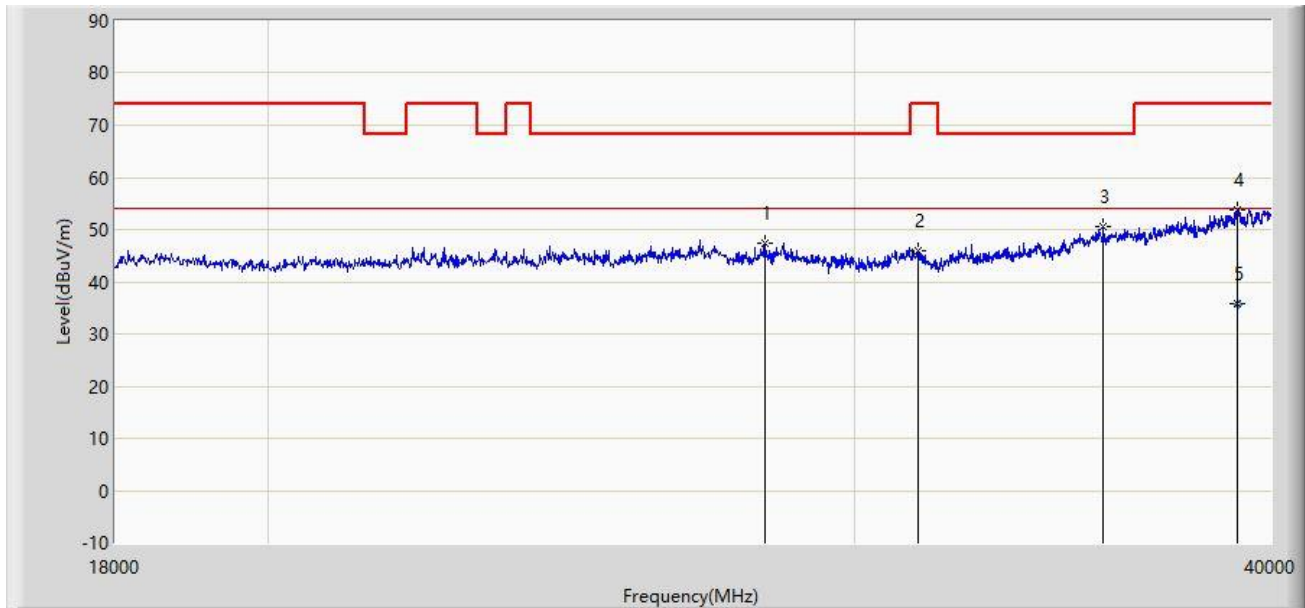
Note 1: " * ", means this data is the worst emission level.

Note 2: Measure Level (dBμV/m) = Reading Level (dBμV) + Factor (dB/m).

Note 3: Factor (dB/m) = Cable Loss (dB) + Antenna Factor (dB/m) - Pre_Amplifier Gain (dB).

Note 4: Average measurement was not performed when peak measure level was lower than the average limit.

Site: WZ-AC1	Time: 2023/04/08 - 01:08
Limit: FCC_5G_RE(3m)	Engineer: Ajin Fan
Probe: BBHA9170_933_18-40GHz	Polarity: Vertical
EUT: ACCESS POINT	Power: AC 120V/60Hz
Test Mode: Transmit by 802.11ax-HE20 at channel 5825MHz	



No	Mark	Frequency (MHz)	Measure Level (dB μ V/m)	Reading Level (dB μ V)	Margin (dB)	Limit (dB μ V/m)	Factor (dB/m)	Type
1		28219.000	47.301	54.951	-20.899	68.200	-7.650	PK
2		31365.000	46.049	54.019	-27.951	74.000	-7.971	PK
3	*	35622.000	50.550	57.374	-17.650	68.200	-6.824	PK
4		39076.000	53.740	54.895	-20.260	74.000	-1.155	PK
5		39076.000	35.735	36.890	-18.265	54.000	-1.155	AV

Note 1: " * ", means this data is the worst emission level.

Note 2: Measure Level (dB μ V/m) = Reading Level (dB μ V) + Factor (dB/m).

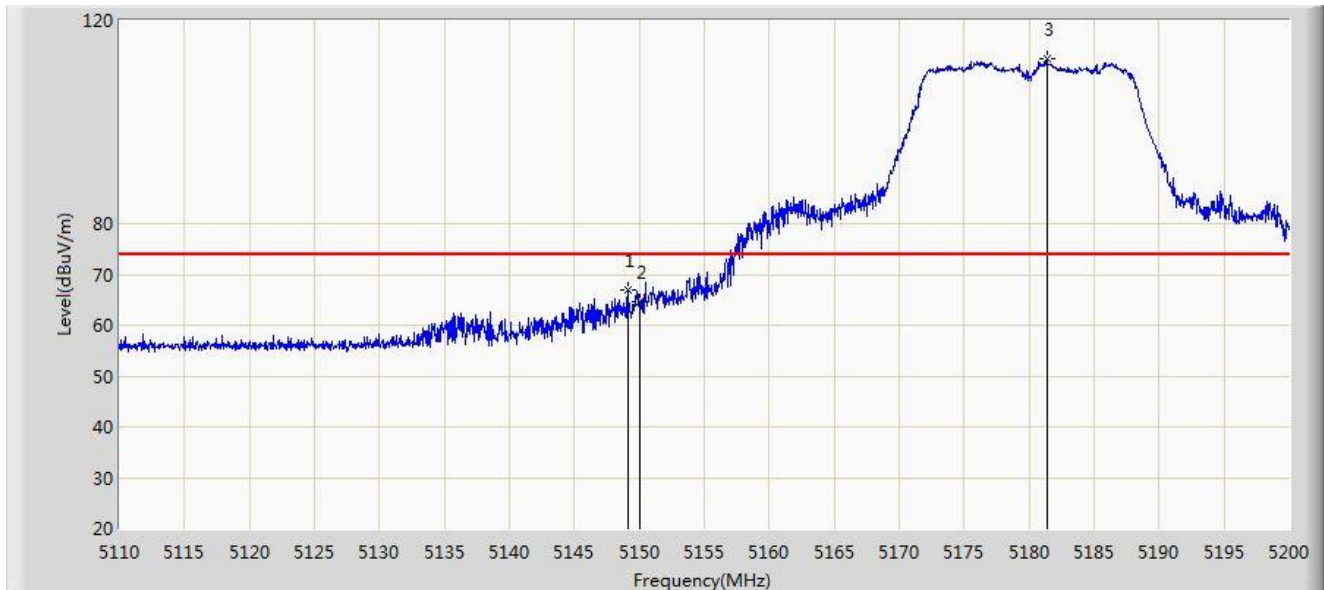
Note 3: Factor (dB/m) = Cable Loss (dB) + Antenna Factor (dB/m) - Pre_Amplifier Gain (dB).

Note 4: Average measurement was not performed when peak measure level was lower than the average limit.

A.8 Radiated Restricted Band Edge Test Result

Filter Configuration 4#

Site: WZ-AC2	Test Date: 2022-10-20
Limit: FCC_5G_RE(3m)	Engineer: Bob Zhang
Probe: BBHA9120D_1457_1-18GHz	Polarity: Horizontal
EUT: ACCESS POINT	Power: AC 120V/60Hz
Test Mode: Transmit by 802.11a at 5180MHz	



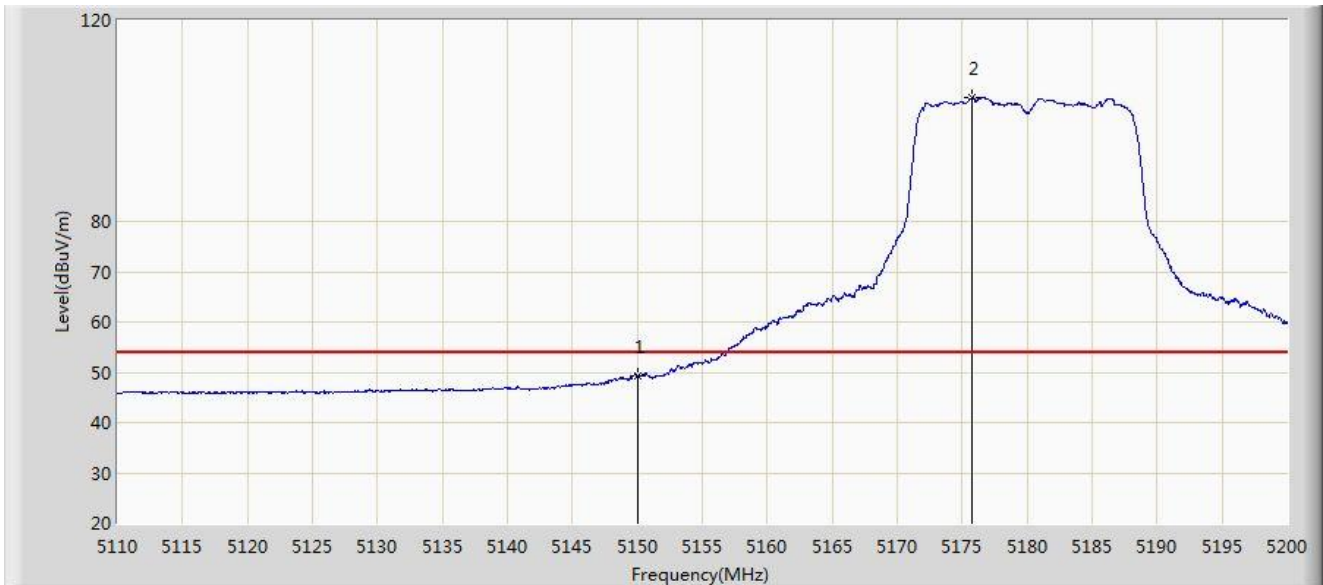
No	Mark	Frequency (MHz)	Measure Level (dBμV/m)	Reading Level (dBμV)	Margin (dB)	Limit (dBμV/m)	Factor (dB/m)	Type
1	*	5149.105	66.812	62.721	-7.188	74.000	4.091	PK
2		5150.000	64.641	60.572	-9.359	74.000	4.069	PK
3		5181.370	112.341	108.565	N/A	N/A	3.776	PK

Note 1: " * ", means this data is the worst emission level.

Note 2: Measure Level (dBμV/m) = Reading Level (dBμV) + Factor (dB/m).

Note 3: Factor (dB/m) = Cable Loss (dB) + Antenna Factor (dB/m) - Pre_Amplifier Gain (dB).

Site: WZ-AC2	Test Date: 2022-10-20
Limit: FCC_5G_RE(3m)	Engineer: Bob Zhang
Probe: BBHA9120D_1457_1-18GHz	Polarity: Horizontal
EUT: ACCESS POINT	Power: AC 120V/60Hz
Test Mode: Transmit by 802.11a at 5180MHz	



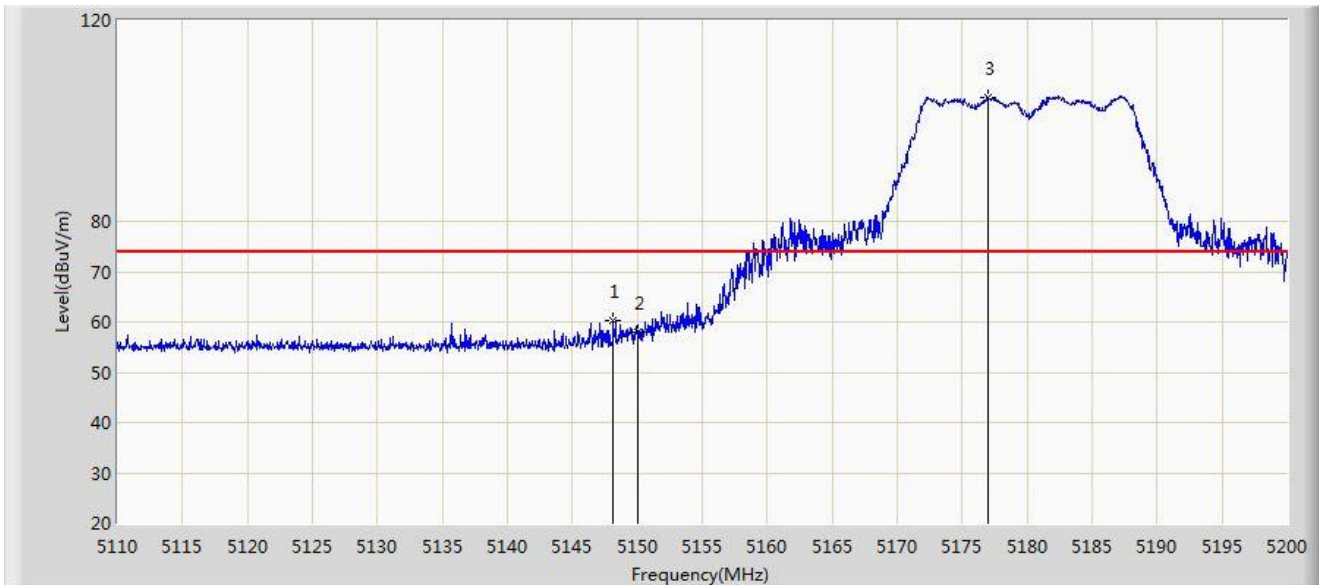
No	Mark	Frequency (MHz)	Measure Level (dB μ V/m)	Reading Level (dB μ V)	Margin (dB)	Limit (dB μ V/m)	Factor (dB/m)	Type
1	*	5150.000	49.271	45.202	-4.729	54.000	4.069	AV
2		5175.745	104.684	100.905	N/A	N/A	3.779	AV

Note 1: " * ", means this data is the worst emission level.

Note 2: Measure Level (dB μ V/m) = Reading Level (dB μ V) + Factor (dB/m).

Note 3: Factor (dB/m) = Cable Loss (dB) + Antenna Factor (dB/m) - Pre_Amplifier Gain (dB).

Site: WZ-AC2	Test Date: 2022-10-20
Limit: FCC_5G_RE(3m)	Engineer: Bob Zhang
Probe: BBHA9120D_1457_1-18GHz	Polarity: Vertical
EUT: ACCESS POINT	Power: AC 120V/60Hz
Test Mode: Transmit by 802.11a at 5180MHz	



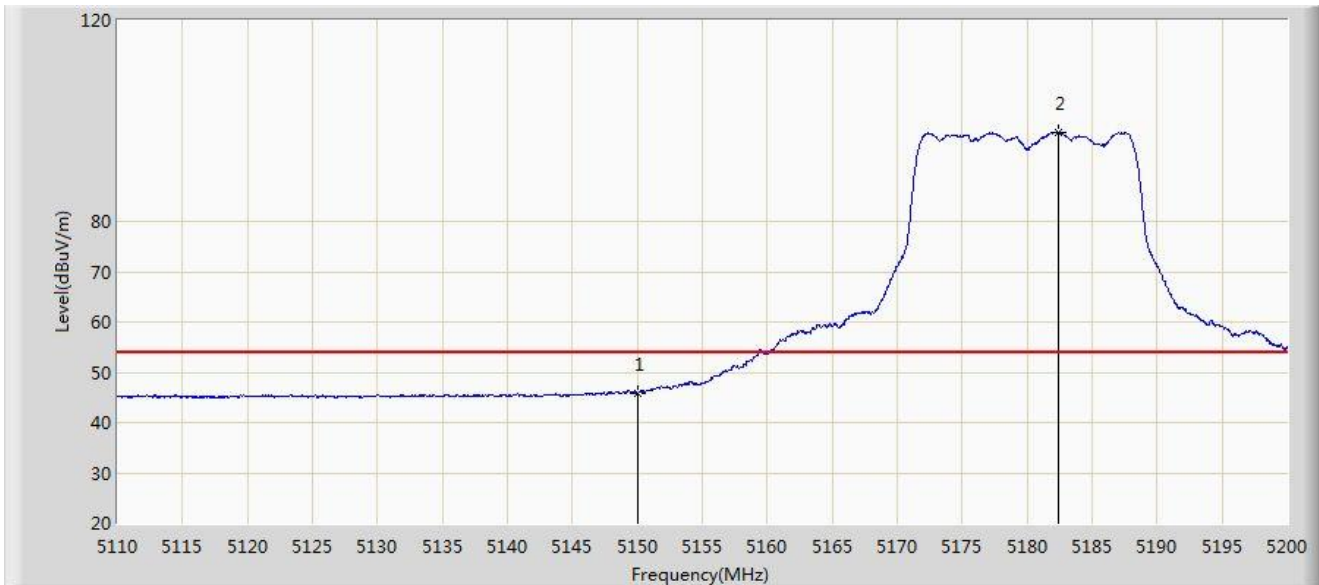
No	Mark	Frequency (MHz)	Measure Level (dB μ V/m)	Reading Level (dB μ V)	Margin (dB)	Limit (dB μ V/m)	Factor (dB/m)	Type
1	*	5148.115	60.325	56.209	-13.675	74.000	4.116	PK
2		5150.000	58.080	54.011	-15.920	74.000	4.069	PK
3		5176.960	104.781	101.003	N/A	N/A	3.778	PK

Note 1: " * ", means this data is the worst emission level.

Note 2: Measure Level (dB μ V/m) = Reading Level (dB μ V) + Factor (dB/m).

Note 3: Factor (dB/m) = Cable Loss (dB) + Antenna Factor (dB/m) - Pre_Amplifier Gain (dB).

Site: WZ-AC2	Test Date: 2022-10-20
Limit: FCC_5G_RE(3m)	Engineer: Bob Zhang
Probe: BBHA9120D_1457_1-18GHz	Polarity: Vertical
EUT: ACCESS POINT	Power: AC 120V/60Hz
Test Mode: Transmit by 802.11a at 5180MHz	



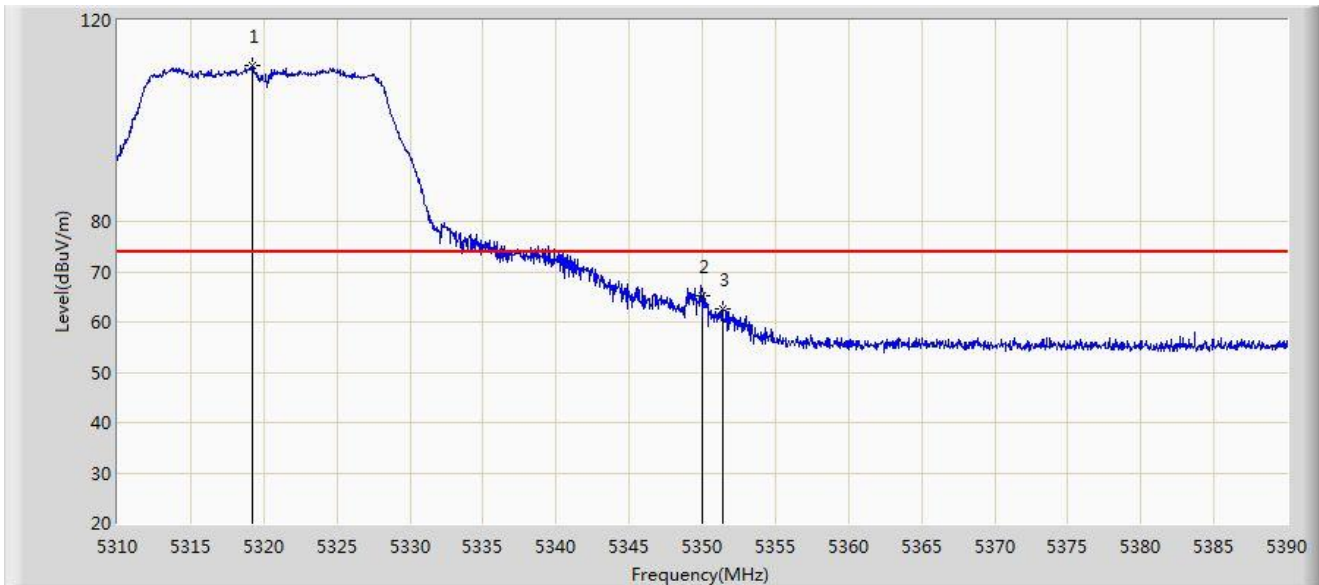
No	Mark	Frequency (MHz)	Measure Level (dB μ V/m)	Reading Level (dB μ V)	Margin (dB)	Limit (dB μ V/m)	Factor (dB/m)	Type
1	*	5150.000	45.884	41.815	-8.116	54.000	4.069	AV
2		5182.450	97.800	94.023	N/A	N/A	3.777	AV

Note 1: " * ", means this data is the worst emission level.

Note 2: Measure Level (dB μ V/m) = Reading Level (dB μ V) + Factor (dB/m).

Note 3: Factor (dB/m) = Cable Loss (dB) + Antenna Factor (dB/m) - Pre_Amplifier Gain (dB).

Site: WZ-AC2	Test Date: 2022-10-20
Limit: FCC_5G_RE(3m)	Engineer: Bob Zhang
Probe: BBHA9120D_1457_1-18GHz	Polarity: Horizontal
EUT: ACCESS POINT	Power: AC 120V/60Hz
Test Mode: Transmit by 802.11a at 5320MHz	



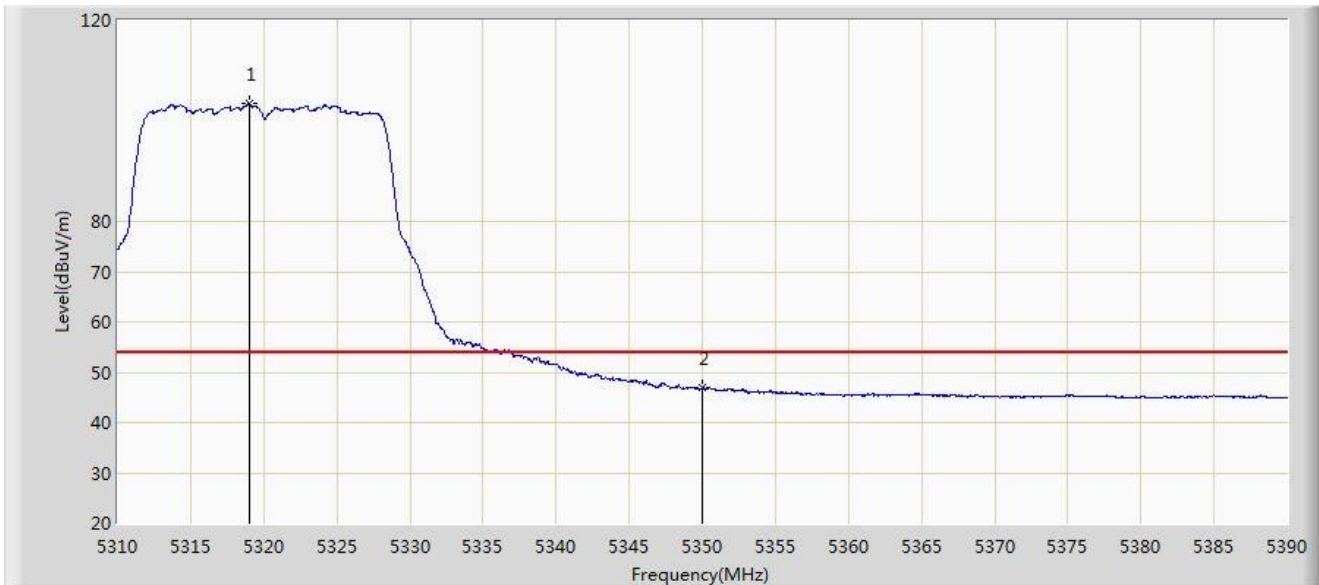
No	Mark	Frequency (MHz)	Measure Level (dBμV/m)	Reading Level (dBμV)	Margin (dB)	Limit (dBμV/m)	Factor (dB/m)	Type
1		5319.240	110.893	107.392	N/A	N/A	3.501	PK
2	*	5350.000	65.109	61.262	-8.891	74.000	3.847	PK
3		5351.360	62.716	58.845	-11.284	74.000	3.872	PK

Note 1: " * ", means this data is the worst emission level.

Note 2: Measure Level (dBμV/m) = Reading Level (dBμV) + Factor (dB/m).

Note 3: Factor (dB/m) = Cable Loss (dB) + Antenna Factor (dB/m) - Pre_Amplifier Gain (dB).

Site: WZ-AC2	Test Date: 2022-10-20
Limit: FCC_5G_RE(3m)	Engineer: Bob Zhang
Probe: BBHA9120D_1457_1-18GHz	Polarity: Horizontal
EUT: ACCESS POINT	Power: AC 120V/60Hz
Test Mode: Transmit by 802.11a at 5320MHz	



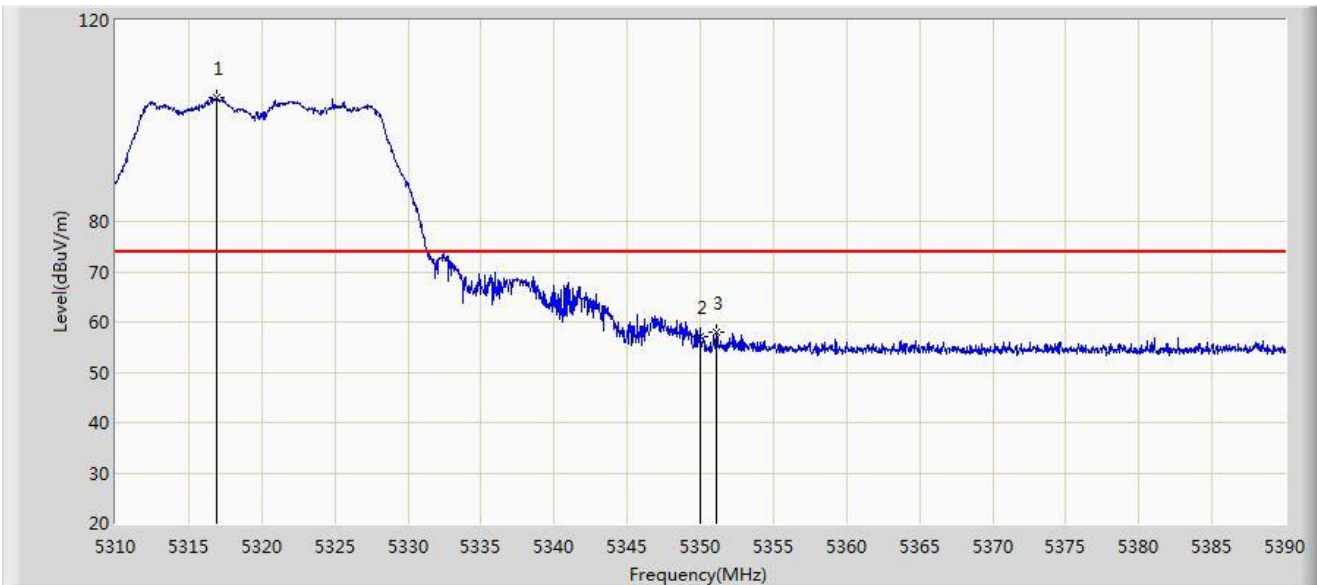
No	Mark	Frequency (MHz)	Measure Level (dB μ V/m)	Reading Level (dB μ V)	Margin (dB)	Limit (dB μ V/m)	Factor (dB/m)	Type
1		5319.000	103.459	99.962	N/A	N/A	3.497	AV
2	*	5350.000	46.948	43.101	-7.052	54.000	3.847	AV

Note 1: " * ", means this data is the worst emission level.

Note 2: Measure Level (dB μ V/m) = Reading Level (dB μ V) + Factor (dB/m).

Note 3: Factor (dB/m) = Cable Loss (dB) + Antenna Factor (dB/m) - Pre_Amplifier Gain (dB).

Site: WZ-AC2	Test Date: 2022-10-20
Limit: FCC_5G_RE(3m)	Engineer: Bob Zhang
Probe: BBHA9120D_1457_1-18GHz	Polarity: Vertical
EUT: ACCESS POINT	Power: AC 120V/60Hz
Test Mode: Transmit by 802.11a at 5320MHz	



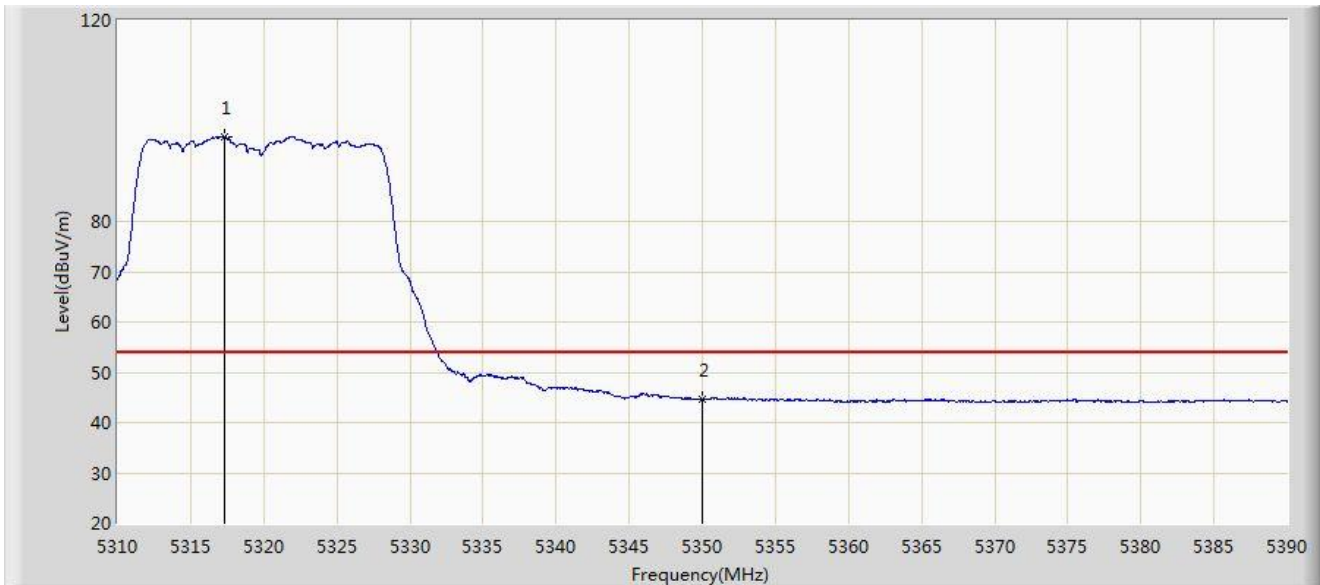
No	Mark	Frequency (MHz)	Measure Level (dB μ V/m)	Reading Level (dB μ V)	Margin (dB)	Limit (dB μ V/m)	Factor (dB/m)	Type
1		5316.920	104.553	101.065	N/A	N/A	3.488	PK
2		5350.000	57.167	53.320	-16.833	74.000	3.847	PK
3	*	5351.080	58.043	54.177	-15.957	74.000	3.866	PK

Note 1: " * ", means this data is the worst emission level.

Note 2: Measure Level (dB μ V/m) = Reading Level (dB μ V) + Factor (dB/m).

Note 3: Factor (dB/m) = Cable Loss (dB) + Antenna Factor (dB/m) - Pre_Amplifier Gain (dB).

Site: WZ-AC2	Test Date: 2022-10-20
Limit: FCC_5G_RE(3m)	Engineer: Bob Zhang
Probe: BBHA9120D_1457_1-18GHz	Polarity: Vertical
EUT: ACCESS POINT	Power: AC 120V/60Hz
Test Mode: Transmit by 802.11a at 5320MHz	



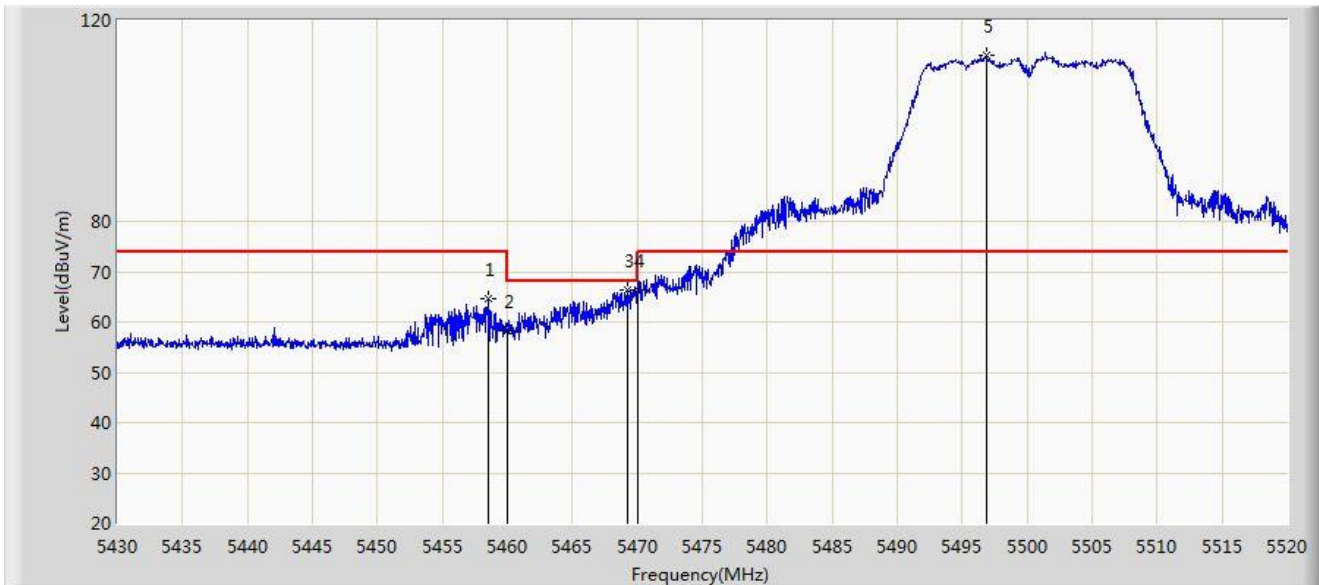
No	Mark	Frequency (MHz)	Measure Level (dB μ V/m)	Reading Level (dB μ V)	Margin (dB)	Limit (dB μ V/m)	Factor (dB/m)	Type
1		5317.280	96.872	93.385	N/A	N/A	3.487	AV
2	*	5350.000	44.559	40.712	-9.441	54.000	3.847	AV

Note 1: " * ", means this data is the worst emission level.

Note 2: Measure Level (dB μ V/m) = Reading Level (dB μ V) + Factor (dB/m).

Note 3: Factor (dB/m) = Cable Loss (dB) + Antenna Factor (dB/m) - Pre_Amplifier Gain (dB).

Site: WZ-AC2	Test Date: 2022-10-20
Limit: FCC_5G_RE(3m)	Engineer: Bob Zhang
Probe: BBHA9120D_1457_1-18GHz	Polarity: Horizontal
EUT: ACCESS POINT	Power: AC 120V/60Hz
Test Mode: Transmit by 802.11a at 5500MHz	



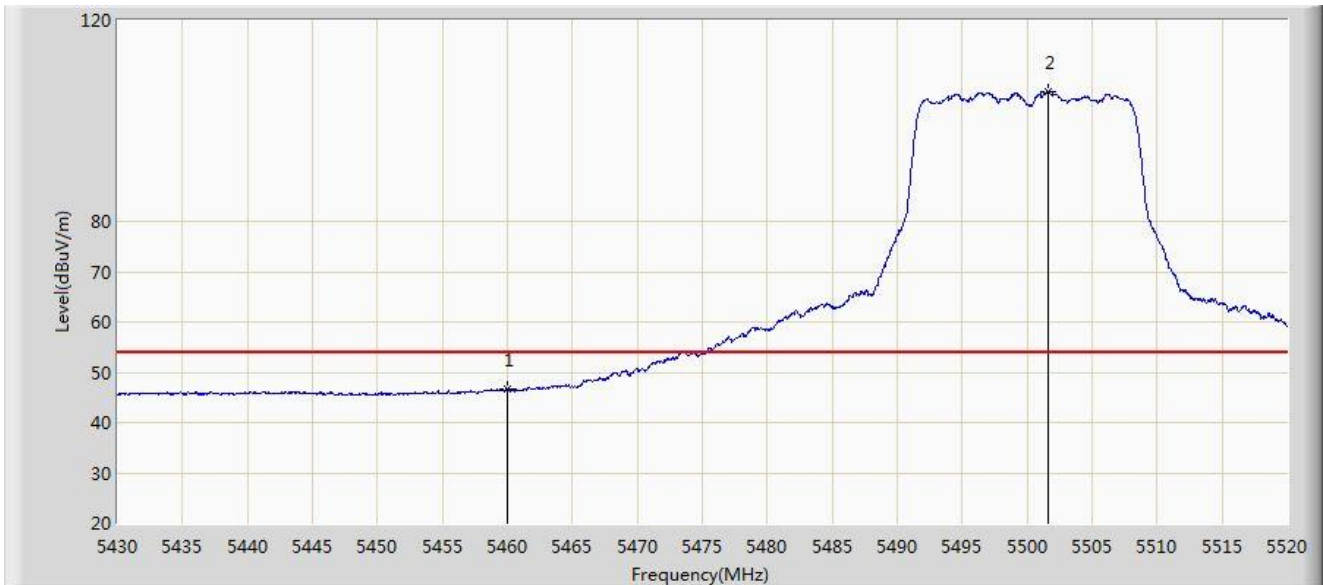
No	Mark	Frequency (MHz)	Measure Level (dB μ V/m)	Reading Level (dB μ V)	Margin (dB)	Limit (dB μ V/m)	Factor (dB/m)	Type
1		5458.485	64.680	60.845	-9.320	74.000	3.834	PK
2		5460.000	58.399	54.571	-15.601	74.000	3.828	PK
3	*	5469.285	66.440	62.652	-1.760	68.200	3.787	PK
4		5470.000	66.296	62.512	-1.904	68.200	3.785	PK
5		5496.825	112.989	108.995	N/A	N/A	3.994	PK

Note 1: " * ", means this data is the worst emission level.

Note 2: Measure Level (dB μ V/m) = Reading Level (dB μ V) + Factor (dB/m).

Note 3: Factor (dB/m) = Cable Loss (dB) + Antenna Factor (dB/m) - Pre_Amplifier Gain (dB).

Site: WZ-AC2	Test Date: 2022-10-20
Limit: FCC_5G_RE(3m)	Engineer: Bob Zhang
Probe: BBHA9120D_1457_1-18GHz	Polarity: Horizontal
EUT: ACCESS POINT	Power: AC 120V/60Hz
Test Mode: Transmit by 802.11a at 5500MHz	



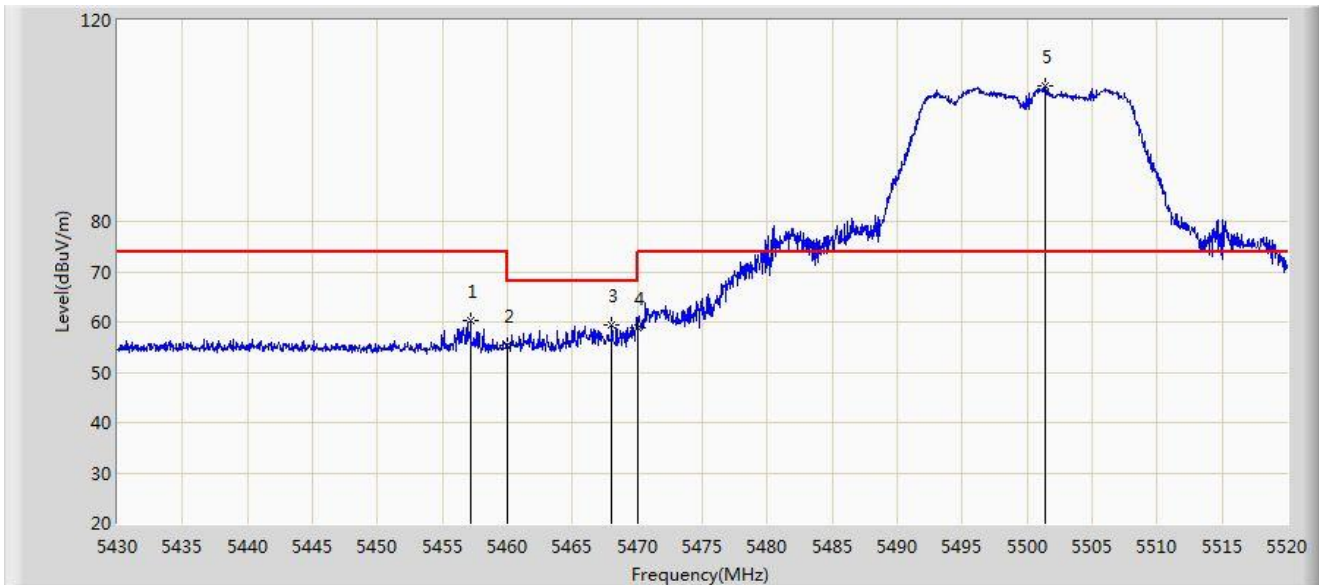
No	Mark	Frequency (MHz)	Measure Level (dB μ V/m)	Reading Level (dB μ V)	Margin (dB)	Limit (dB μ V/m)	Factor (dB/m)	Type
1	*	5460.000	46.539	42.711	-7.461	54.000	3.828	AV
2		5501.595	105.753	101.678	N/A	N/A	4.076	AV

Note 1: " * ", means this data is the worst emission level.

Note 2: Measure Level (dB μ V/m) = Reading Level (dB μ V) + Factor (dB/m).

Note 3: Factor (dB/m) = Cable Loss (dB) + Antenna Factor (dB/m) - Pre_Amplifier Gain (dB).

Site: WZ-AC2	Test Date: 2022-10-20
Limit: FCC_5G_RE(3m)	Engineer: Bob Zhang
Probe: BBHA9120D_1457_1-18GHz	Polarity: Vertical
EUT: ACCESS POINT	Power: AC 120V/60Hz
Test Mode: Transmit by 802.11a at 5500MHz	



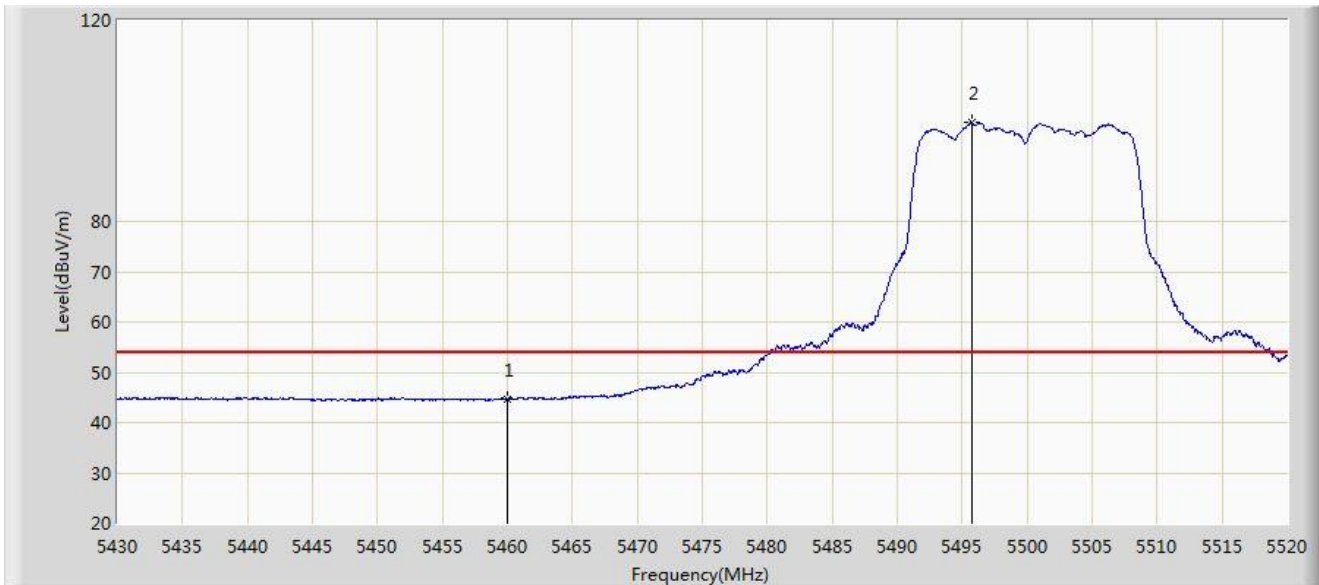
No	Mark	Frequency (MHz)	Measure Level (dBμV/m)	Reading Level (dBμV)	Margin (dB)	Limit (dBμV/m)	Factor (dB/m)	Type
1		5457.180	60.202	56.361	-13.798	74.000	3.841	PK
2		5460.000	55.443	51.615	-18.557	74.000	3.828	PK
3	*	5468.025	59.404	55.611	-8.796	68.200	3.794	PK
4		5470.000	58.836	55.052	-9.364	68.200	3.785	PK
5		5501.415	106.914	102.842	N/A	N/A	4.072	PK

Note 1: " * ", means this data is the worst emission level.

Note 2: Measure Level (dBμV/m) = Reading Level (dBμV) + Factor (dB/m).

Note 3: Factor (dB/m) = Cable Loss (dB) + Antenna Factor (dB/m) - Pre_Amplifier Gain (dB).

Site: WZ-AC2	Test Date: 2022-10-20
Limit: FCC_5G_RE(3m)	Engineer: Bob Zhang
Probe: BBHA9120D_1457_1-18GHz	Polarity: Vertical
EUT: ACCESS POINT	Power: AC 120V/60Hz
Test Mode: Transmit by 802.11a at 5500MHz	



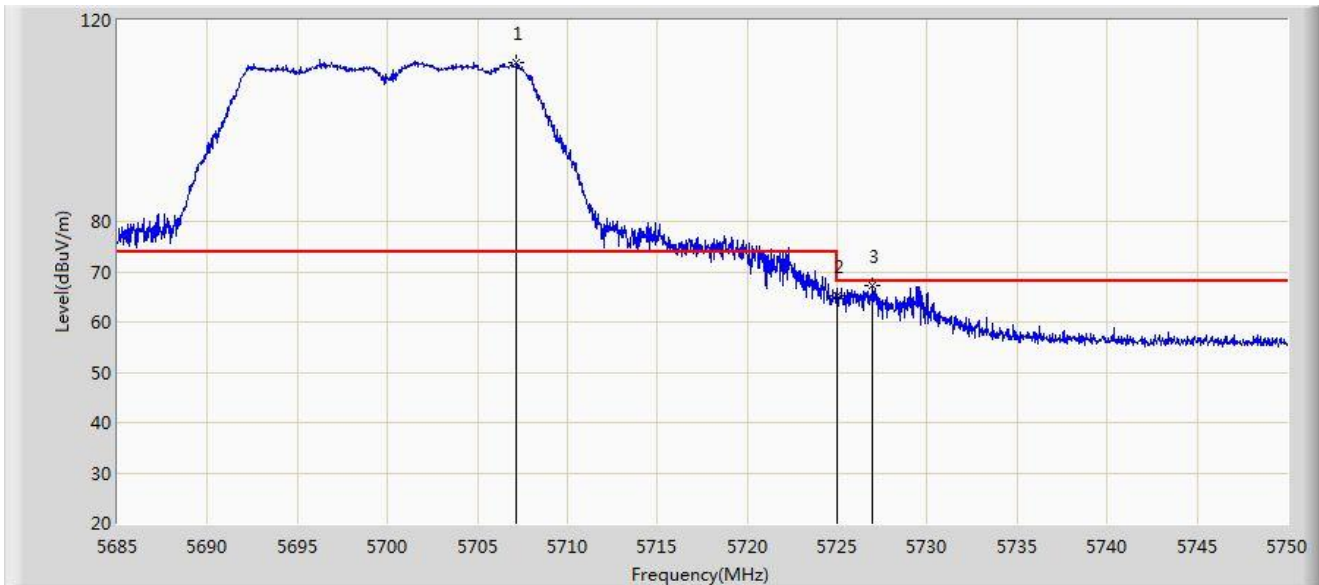
No	Mark	Frequency (MHz)	Measure Level (dBμV/m)	Reading Level (dBμV)	Margin (dB)	Limit (dBμV/m)	Factor (dB/m)	Type
1	*	5460.000	44.677	40.849	-9.323	54.000	3.828	AV
2		5495.745	99.596	95.620	N/A	N/A	3.976	AV

Note 1: " * ", means this data is the worst emission level.

Note 2: Measure Level (dBμV/m) = Reading Level (dBμV) + Factor (dB/m).

Note 3: Factor (dB/m) = Cable Loss (dB) + Antenna Factor (dB/m) - Pre_Amplifier Gain (dB).

Site: WZ-AC2	Test Date: 2022-10-20
Limit: FCC_5G_RE(3m)	Engineer: Bob Zhang
Probe: BBHA9120D_1457_1-18GHz	Polarity: Horizontal
EUT: ACCESS POINT	Power: AC 120V/60Hz
Test Mode: Transmit by 802.11a at 5700MHz	



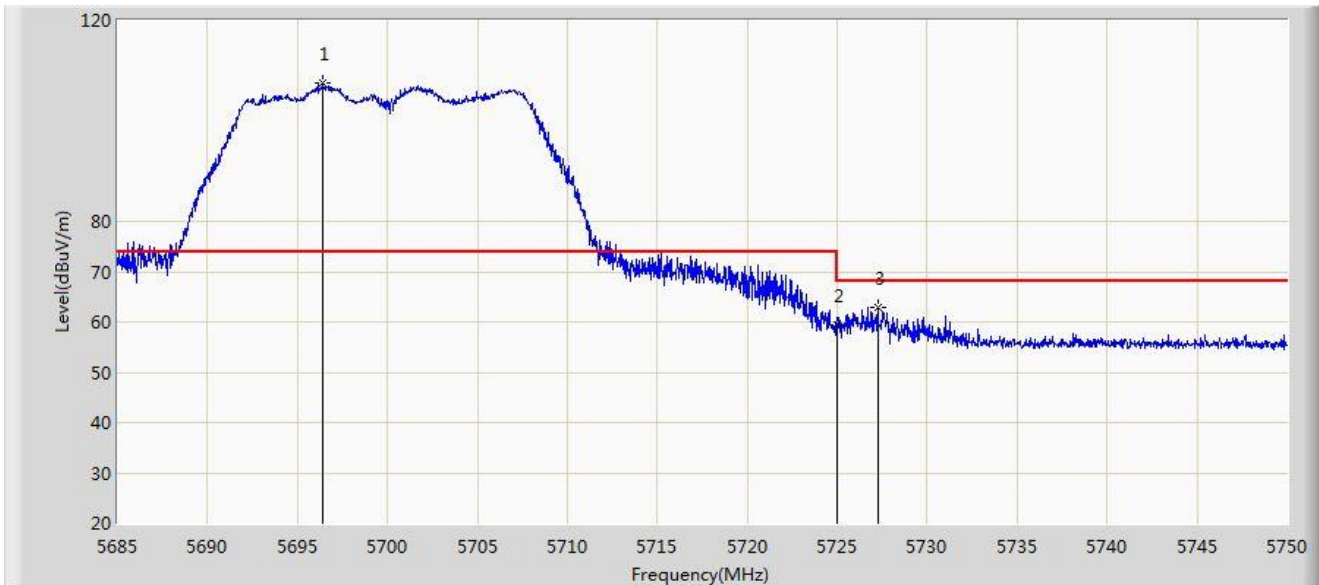
No	Mark	Frequency (MHz)	Measure Level (dBuV/m)	Reading Level (dBuV)	Margin (dB)	Limit (dBuV/m)	Factor (dB/m)	Type
1		5707.165	111.486	106.294	N/A	N/A	5.192	PK
2		5725.000	65.165	59.689	-3.035	68.200	5.476	PK
3	*	5726.958	67.108	61.611	-1.092	68.200	5.497	PK

Note 1: " * ", means this data is the worst emission level.

Note 2: Measure Level (dBuV/m) = Reading Level (dBuV) + Factor (dB/m).

Note 3: Factor (dB/m) = Cable Loss (dB) + Antenna Factor (dB/m) - Pre_Amplifier Gain (dB).

Site: WZ-AC2	Test Date: 2022-10-20
Limit: FCC_5G_RE(3m)	Engineer: Bob Zhang
Probe: BBHA9120D_1457_1-18GHz	Polarity: Vertical
EUT: ACCESS POINT	Power: AC 120V/60Hz
Test Mode: Transmit by 802.11a at 5700MHz	



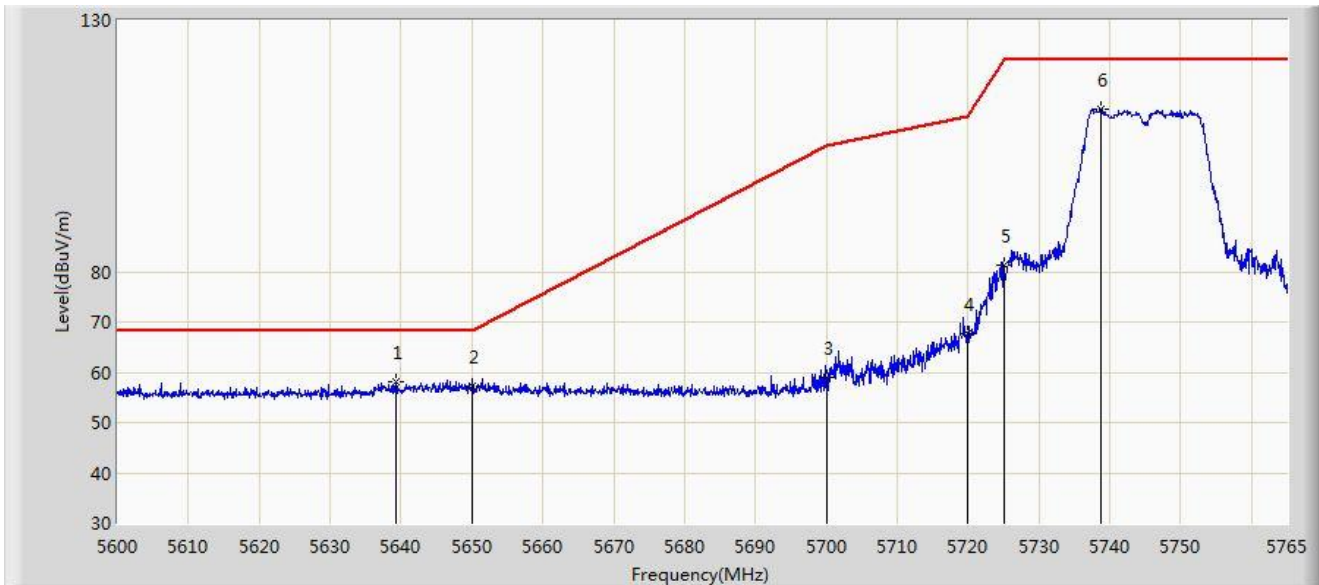
No	Mark	Frequency (MHz)	Measure Level (dBμV/m)	Reading Level (dBμV)	Margin (dB)	Limit (dBμV/m)	Factor (dB/m)	Type
1		5696.440	107.576	102.479	N/A	N/A	5.097	PK
2		5725.000	59.397	53.921	-8.803	68.200	5.476	PK
3	*	5727.250	62.807	57.308	-5.393	68.200	5.498	PK

Note 1: " * ", means this data is the worst emission level.

Note 2: Measure Level (dBμV/m) = Reading Level (dBμV) + Factor (dB/m).

Note 3: Factor (dB/m) = Cable Loss (dB) + Antenna Factor (dB/m) - Pre_Amplifier Gain (dB).

Site: WZ-AC2	Test Date: 2022-10-20
Limit: FCC_5.8G_RE(3m)	Engineer: Bob Zhang
Probe: BBHA9120D_1457_1-18GHz	Polarity: Horizontal
EUT: ACCESS POINT	Power: AC 120V/60Hz
Test Mode: Transmit by 802.11a at 5745MHz	



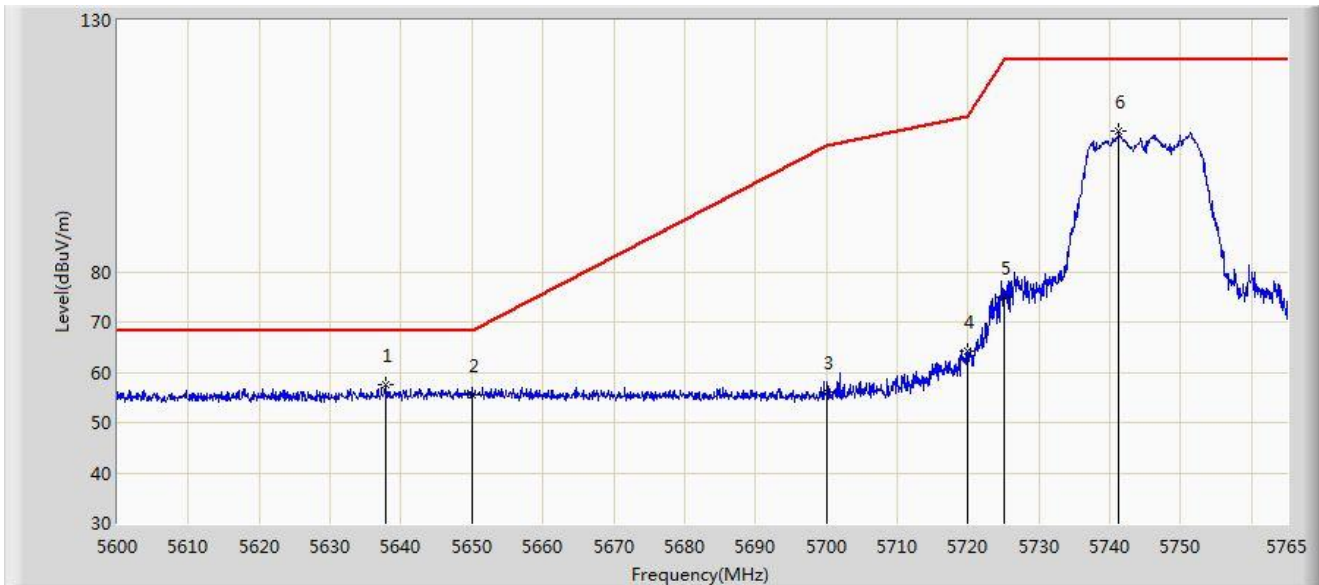
No	Mark	Frequency (MHz)	Measure Level (dB μ V/m)	Reading Level (dB μ V)	Margin (dB)	Limit (dB μ V/m)	Factor (dB/m)	Type
1	*	5639.353	58.165	53.169	-10.035	68.200	4.996	PK
2		5650.000	57.324	52.192	-10.876	68.200	5.132	PK
3		5700.000	58.935	53.807	-46.265	105.200	5.129	PK
4		5720.000	67.761	62.369	-43.039	110.800	5.392	PK
5		5725.000	81.212	75.736	-40.988	122.200	5.476	PK
6		5738.765	112.431	106.859	N/A	N/A	5.572	PK

Note 1: " * ", means this data is the worst emission level.

Note 2: Measure Level (dB μ V/m) = Reading Level (dB μ V) + Factor (dB/m).

Note 3: Factor (dB/m) = Cable Loss (dB) + Antenna Factor (dB/m) - Pre_Amplifier Gain (dB).

Site: WZ-AC2	Test Date: 2022-10-20
Limit: FCC_5.8G_RE(3m)	Engineer: Bob Zhang
Probe: BBHA9120D_1457_1-18GHz	Polarity: Vertical
EUT: ACCESS POINT	Power: AC 120V/60Hz
Test Mode: Transmit by 802.11a at 5745MHz	



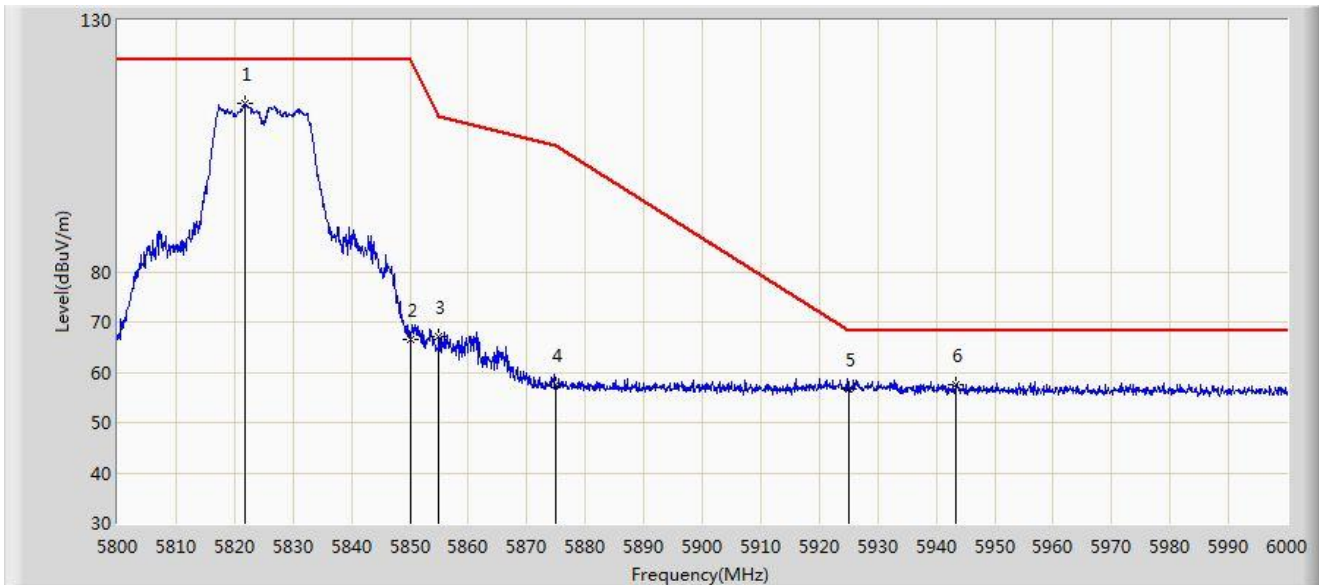
No	Mark	Frequency (MHz)	Measure Level (dBμV/m)	Reading Level (dBμV)	Margin (dB)	Limit (dBμV/m)	Factor (dB/m)	Type
1	*	5637.868	57.574	52.609	-10.626	68.200	4.965	PK
2		5650.000	55.623	50.491	-12.577	68.200	5.132	PK
3		5700.000	56.076	50.948	-49.124	105.200	5.129	PK
4		5720.000	64.115	58.723	-46.685	110.800	5.392	PK
5		5725.000	74.843	69.367	-47.357	122.200	5.476	PK
6		5741.322	107.906	102.318	N/A	N/A	5.589	PK

Note 1: " * ", means this data is the worst emission level.

Note 2: Measure Level (dBμV/m) = Reading Level (dBμV) + Factor (dB/m).

Note 3: Factor (dB/m) = Cable Loss (dB) + Antenna Factor (dB/m) - Pre_Amplifier Gain (dB).

Site: WZ-AC2	Test Date: 2022-10-20
Limit: FCC_5.8G_RE(3m)	Engineer: Bob Zhang
Probe: BBHA9120D_1457_1-18GHz	Polarity: Horizontal
EUT: ACCESS POINT	Power: AC 120V/60Hz
Test Mode: Transmit by 802.11a at 5825MHz	



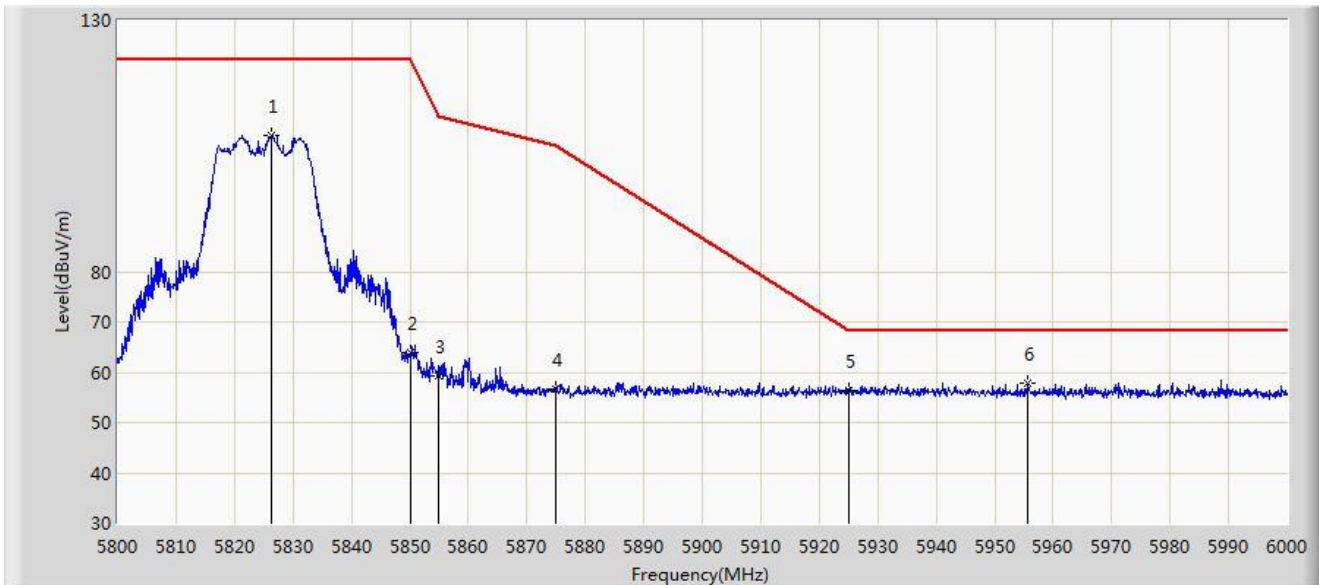
No	Mark	Frequency (MHz)	Measure Level (dB μ V/m)	Reading Level (dB μ V)	Margin (dB)	Limit (dB μ V/m)	Factor (dB/m)	Type
1		5821.800	113.401	107.793	N/A	N/A	5.608	PK
2		5850.000	66.486	60.776	-55.714	122.200	5.710	PK
3		5855.000	67.029	61.239	-43.771	110.800	5.790	PK
4		5875.000	57.523	51.610	-47.677	105.200	5.913	PK
5		5925.000	56.573	50.556	-11.627	68.200	6.016	PK
6	*	5943.400	57.597	51.617	-10.603	68.200	5.980	PK

Note 1: " * ", means this data is the worst emission level.

Note 2: Measure Level (dB μ V/m) = Reading Level (dB μ V) + Factor (dB/m).

Note 3: Factor (dB/m) = Cable Loss (dB) + Antenna Factor (dB/m) - Pre_Amplifier Gain (dB).

Site: WZ-AC2	Test Date: 2022-10-20
Limit: FCC_5.8G_RE(3m)	Engineer: Bob Zhang
Probe: BBHA9120D_1457_1-18GHz	Polarity: Vertical
EUT: ACCESS POINT	Power: AC 120V/60Hz
Test Mode: Transmit by 802.11a at 5825MHz	



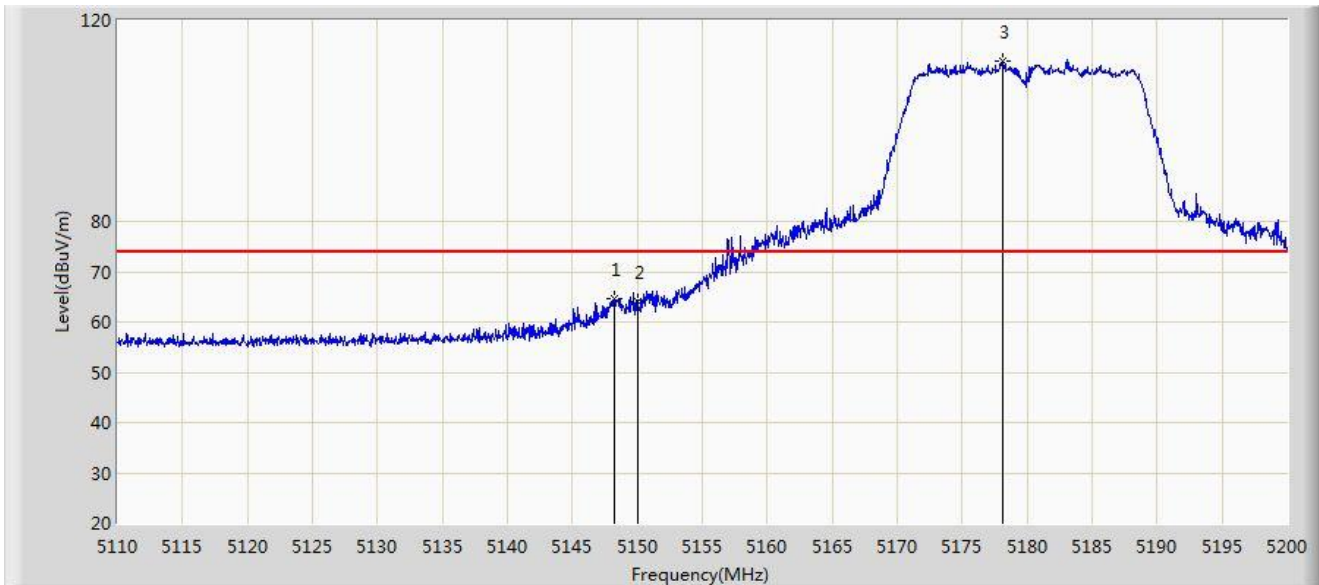
No	Mark	Frequency (MHz)	Measure Level (dB μ V/m)	Reading Level (dB μ V)	Margin (dB)	Limit (dB μ V/m)	Factor (dB/m)	Type
1		5826.400	107.157	101.596	N/A	N/A	5.561	PK
2		5850.000	64.032	58.322	-58.168	122.200	5.710	PK
3		5855.000	59.330	53.540	-51.470	110.800	5.790	PK
4		5875.000	56.659	50.746	-48.541	105.200	5.913	PK
5		5925.000	56.283	50.266	-11.917	68.200	6.016	PK
6	*	5955.600	57.848	51.929	-10.352	68.200	5.920	PK

Note 1: " * ", means this data is the worst emission level.

Note 2: Measure Level (dB μ V/m) = Reading Level (dB μ V) + Factor (dB/m).

Note 3: Factor (dB/m) = Cable Loss (dB) + Antenna Factor (dB/m) - Pre_Amplifier Gain (dB).

Site: WZ-AC2	Test Date: 2022-10-20
Limit: FCC_5G_RE(3m)	Engineer: Bob Zhang
Probe: BBHA9120D_1457_1-18GHz	Polarity: Horizontal
EUT: ACCESS POINT	Power: AC 120V/60Hz
Test Mode: Transmit by 802.11ac-VHT20 at 5180MHz	



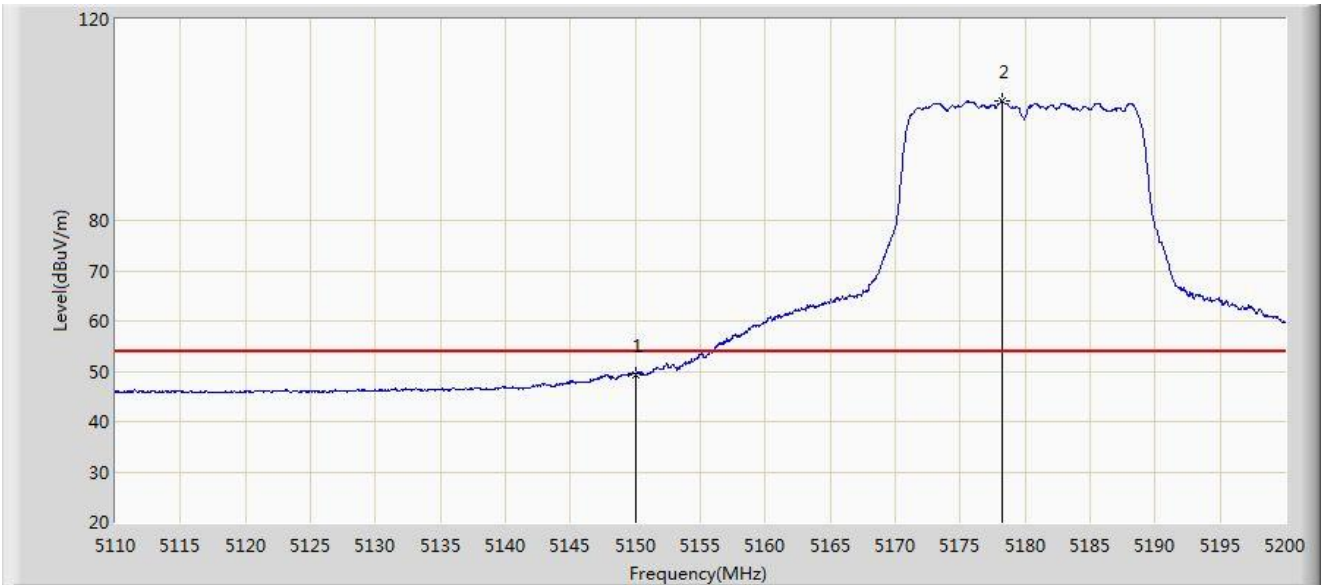
No	Mark	Frequency (MHz)	Measure Level (dB μ V/m)	Reading Level (dB μ V)	Margin (dB)	Limit (dB μ V/m)	Factor (dB/m)	Type
1	*	5148.250	64.661	60.548	-9.339	74.000	4.113	PK
2		5150.000	64.095	60.026	-9.905	74.000	4.069	PK
3		5178.175	111.955	108.177	N/A	N/A	3.777	PK

Note 1: " * ", means this data is the worst emission level.

Note 2: Measure Level (dB μ V/m) = Reading Level (dB μ V) + Factor (dB/m).

Note 3: Factor (dB/m) = Cable Loss (dB) + Antenna Factor (dB/m) - Pre_Amplifier Gain (dB).

Site: WZ-AC2	Test Date: 2022-10-20
Limit: FCC_5G_RE(3m)	Engineer: Bob Zhang
Probe: BBHA9120D_1457_1-18GHz	Polarity: Horizontal
EUT: ACCESS POINT	Power: AC 120V/60Hz
Test Mode: Transmit by 802.11ac-VHT20 at 5180MHz	



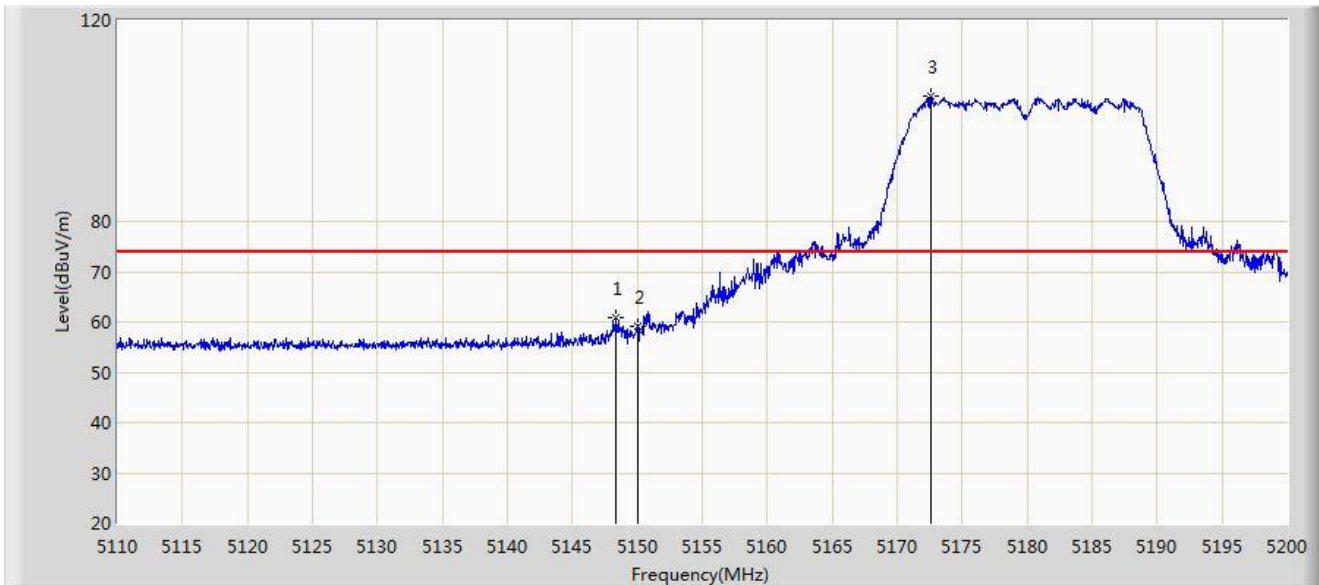
No	Mark	Frequency (MHz)	Measure Level (dBμV/m)	Reading Level (dBμV)	Margin (dB)	Limit (dBμV/m)	Factor (dB/m)	Type
1	*	5150.000	49.343	45.274	-4.657	54.000	4.069	AV
2		5178.265	103.711	99.933	N/A	N/A	3.778	AV

Note 1: " * ", means this data is the worst emission level.

Note 2: Measure Level (dBμV/m) = Reading Level (dBμV) + Factor (dB/m).

Note 3: Factor (dB/m) = Cable Loss (dB) + Antenna Factor (dB/m) - Pre_Amplifier Gain (dB).

Site: WZ-AC2	Test Date: 2022-10-20
Limit: FCC_5G_RE(3m)	Engineer: Bob Zhang
Probe: BBHA9120D_1457_1-18GHz	Polarity: Vertical
EUT: ACCESS POINT	Power: AC 120V/60Hz
Test Mode: Transmit by 802.11ac-VHT20 at 5180MHz	



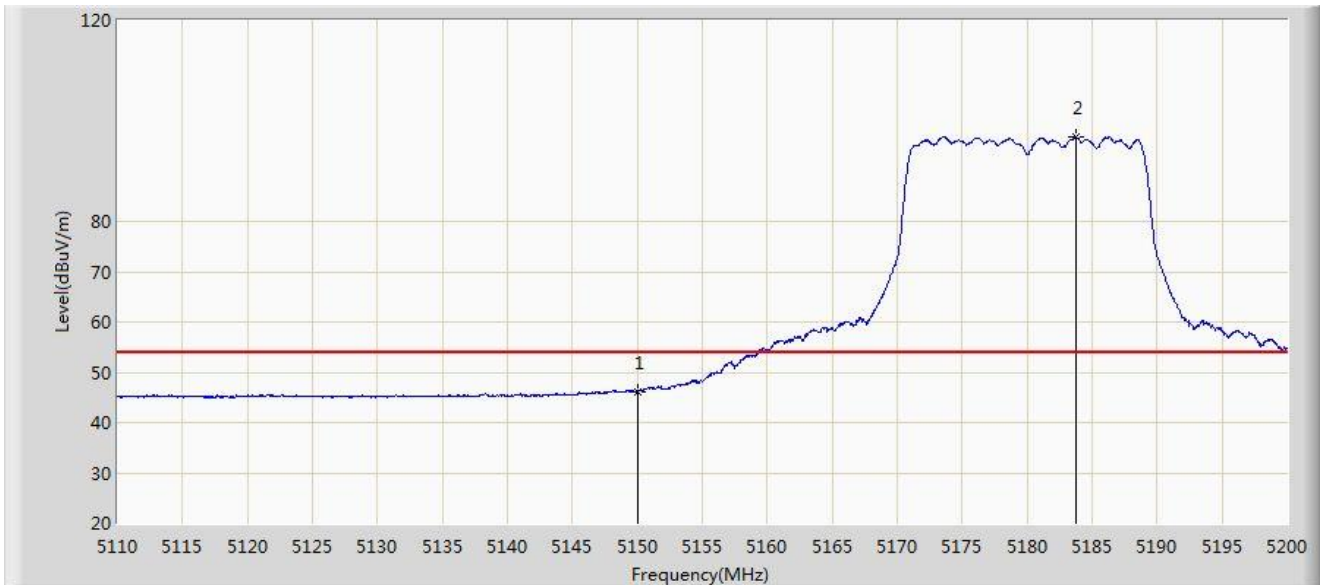
No	Mark	Frequency (MHz)	Measure Level (dB μ V/m)	Reading Level (dB μ V)	Margin (dB)	Limit (dB μ V/m)	Factor (dB/m)	Type
1	*	5148.385	60.824	56.714	-13.176	74.000	4.110	PK
2		5150.000	59.212	55.143	-14.788	74.000	4.069	PK
3		5172.550	104.805	101.025	N/A	N/A	3.781	PK

Note 1: " * ", means this data is the worst emission level.

Note 2: Measure Level (dB μ V/m) = Reading Level (dB μ V) + Factor (dB/m).

Note 3: Factor (dB/m) = Cable Loss (dB) + Antenna Factor (dB/m) - Pre_Amplifier Gain (dB).

Site: WZ-AC2	Test Date: 2022-10-20
Limit: FCC_5G_RE(3m)	Engineer: Bob Zhang
Probe: BBHA9120D_1457_1-18GHz	Polarity: Vertical
EUT: ACCESS POINT	Power: AC 120V/60Hz
Test Mode: Transmit by 802.11ac-VHT20 at 5180MHz	



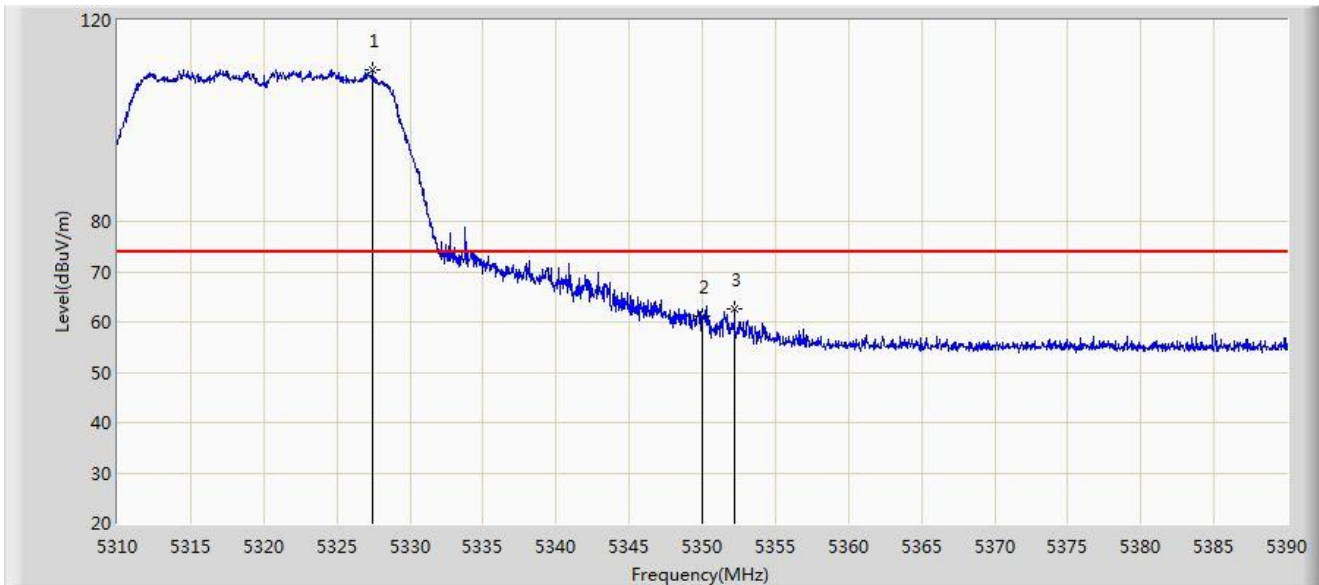
No	Mark	Frequency (MHz)	Measure Level (dB μ V/m)	Reading Level (dB μ V)	Margin (dB)	Limit (dB μ V/m)	Factor (dB/m)	Type
1	*	5150.000	46.147	42.078	-7.853	54.000	4.069	AV
2		5183.710	96.722	92.943	N/A	N/A	3.779	AV

Note 1: " * ", means this data is the worst emission level.

Note 2: Measure Level (dB μ V/m) = Reading Level (dB μ V) + Factor (dB/m).

Note 3: Factor (dB/m) = Cable Loss (dB) + Antenna Factor (dB/m) - Pre_Amplifier Gain (dB).

Site: WZ-AC2	Test Date: 2022-10-20
Limit: FCC_5G_RE(3m)	Engineer: Bob Zhang
Probe: BBHA9120D_1457_1-18GHz	Polarity: Horizontal
EUT: ACCESS POINT	Power: AC 120V/60Hz
Test Mode: Transmit by 802.11ac-VHT20 at 5320MHz	



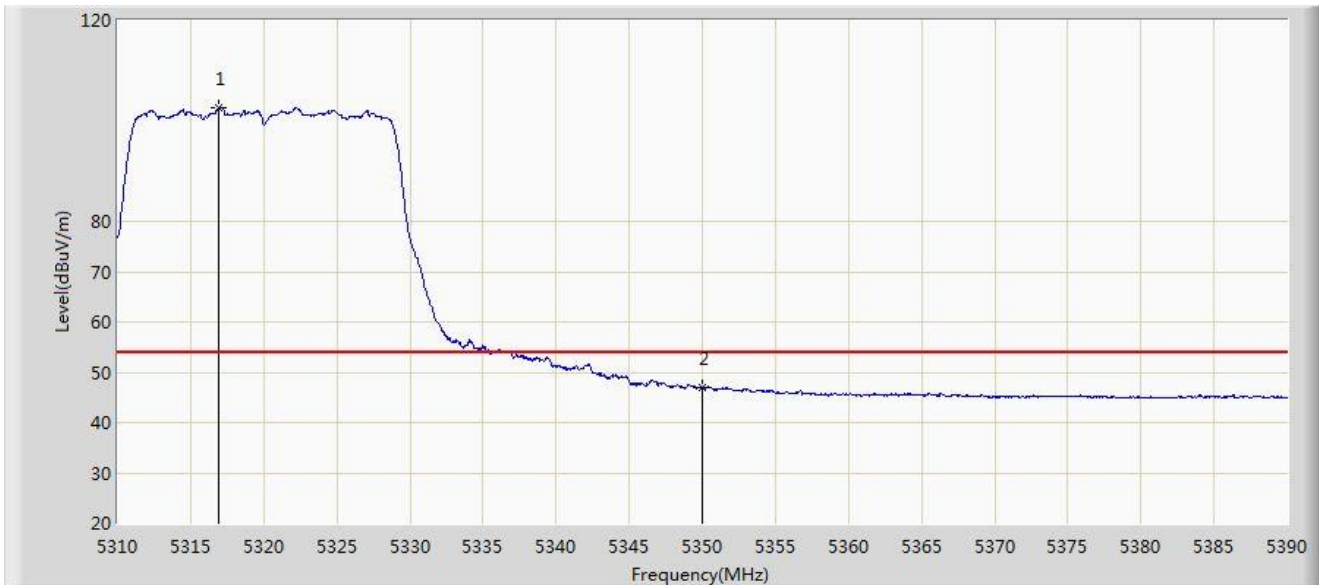
No	Mark	Frequency (MHz)	Measure Level (dB μ V/m)	Reading Level (dB μ V)	Margin (dB)	Limit (dB μ V/m)	Factor (dB/m)	Type
1		5327.440	110.109	106.491	N/A	N/A	3.618	PK
2		5350.000	61.202	57.355	-12.798	74.000	3.847	PK
3	*	5352.200	62.713	58.830	-11.287	74.000	3.883	PK

Note 1: " * ", means this data is the worst emission level.

Note 2: Measure Level (dB μ V/m) = Reading Level (dB μ V) + Factor (dB/m).

Note 3: Factor (dB/m) = Cable Loss (dB) + Antenna Factor (dB/m) - Pre_Amplifier Gain (dB).

Site: WZ-AC2	Time: 2022/10/21 - 00:01
Limit: FCC_5G_RE(3m)	Engineer: Bob Zhang
Probe: BBHA9120D_1457_1-18GHz	Polarity: Horizontal
EUT: ACCESS POINT	Power: AC 120V/60Hz
Test Mode: Transmit by 802.11ac-VHT20 at 5320MHz	



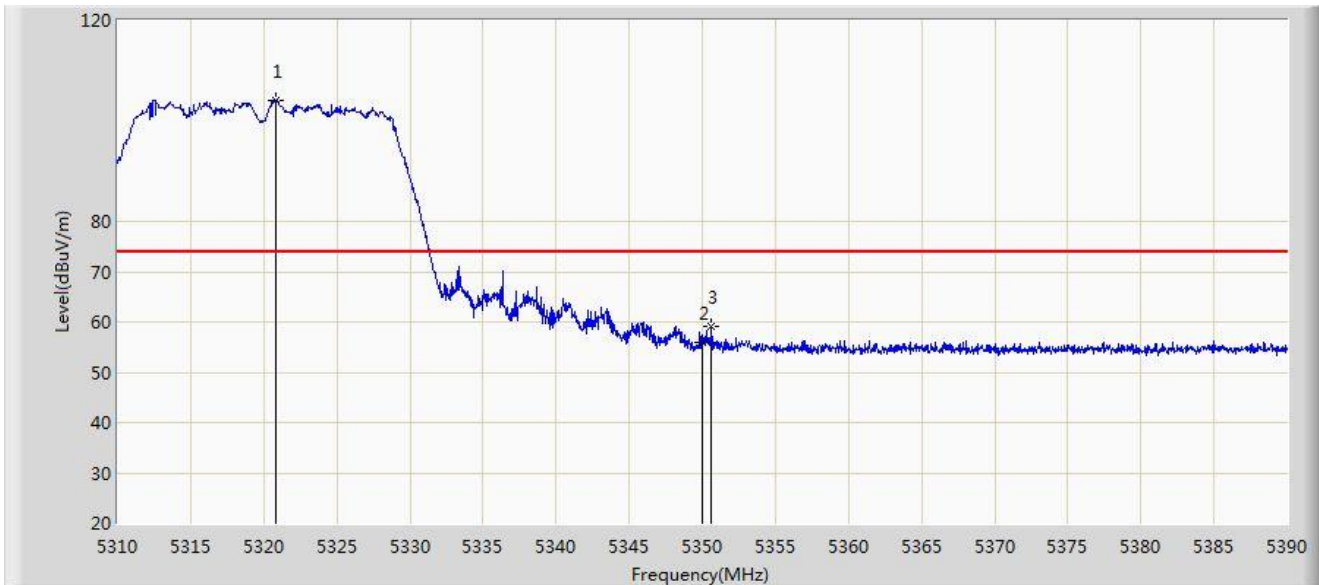
No	Mark	Frequency (MHz)	Measure Level (dB μ V/m)	Reading Level (dB μ V)	Margin (dB)	Limit (dB μ V/m)	Factor (dB/m)	Type
1		5316.920	102.477	98.989	N/A	N/A	3.488	AV
2	*	5350.000	46.829	42.982	-7.171	54.000	3.847	AV

Note 1: " * ", means this data is the worst emission level.

Note 2: Measure Level (dB μ V/m) = Reading Level (dB μ V) + Factor (dB/m).

Note 3: Factor (dB/m) = Cable Loss (dB) + Antenna Factor (dB/m) - Pre_Amplifier Gain (dB).

Site: WZ-AC2	Time: 2022/10/21 - 00:02
Limit: FCC_5G_RE(3m)	Engineer: Bob Zhang
Probe: BBHA9120D_1457_1-18GHz	Polarity: Horizontal
EUT: ACCESS POINT	Power: AC 120V/60Hz
Test Mode: Transmit by 802.11ac-VHT20 at 5320MHz	



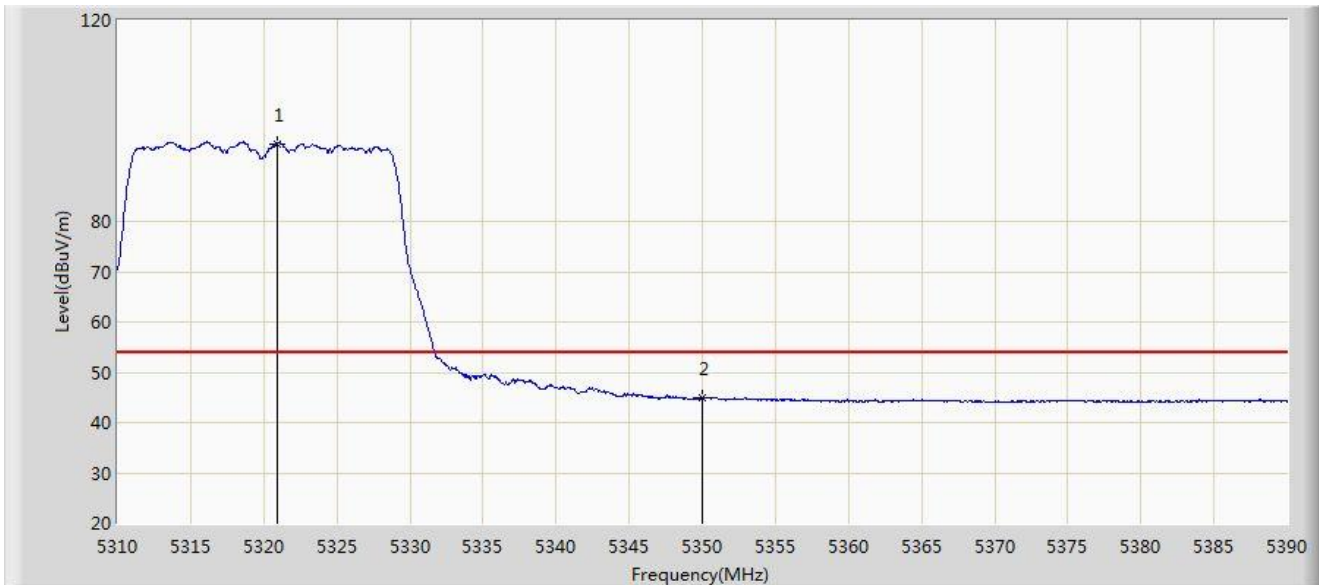
No	Mark	Frequency (MHz)	Measure Level (dB μ V/m)	Reading Level (dB μ V)	Margin (dB)	Limit (dB μ V/m)	Factor (dB/m)	Type
1		5320.800	104.140	100.617	N/A	N/A	3.523	PK
2		5350.000	55.854	52.007	-18.146	74.000	3.847	PK
3	*	5350.640	59.006	55.148	-14.994	74.000	3.858	PK

Note 1: " * ", means this data is the worst emission level.

Note 2: Measure Level (dB μ V/m) = Reading Level (dB μ V) + Factor (dB/m).

Note 3: Factor (dB/m) = Cable Loss (dB) + Antenna Factor (dB/m) - Pre_Amplifier Gain (dB).

Site: WZ-AC2	Time: 2022/10/21 - 00:04
Limit: FCC_5G_RE(3m)	Engineer: Bob Zhang
Probe: BBHA9120D_1457_1-18GHz	Polarity: Horizontal
EUT: ACCESS POINT	Power: AC 120V/60Hz
Test Mode: Transmit by 802.11ac-VHT20 at 5320MHz	



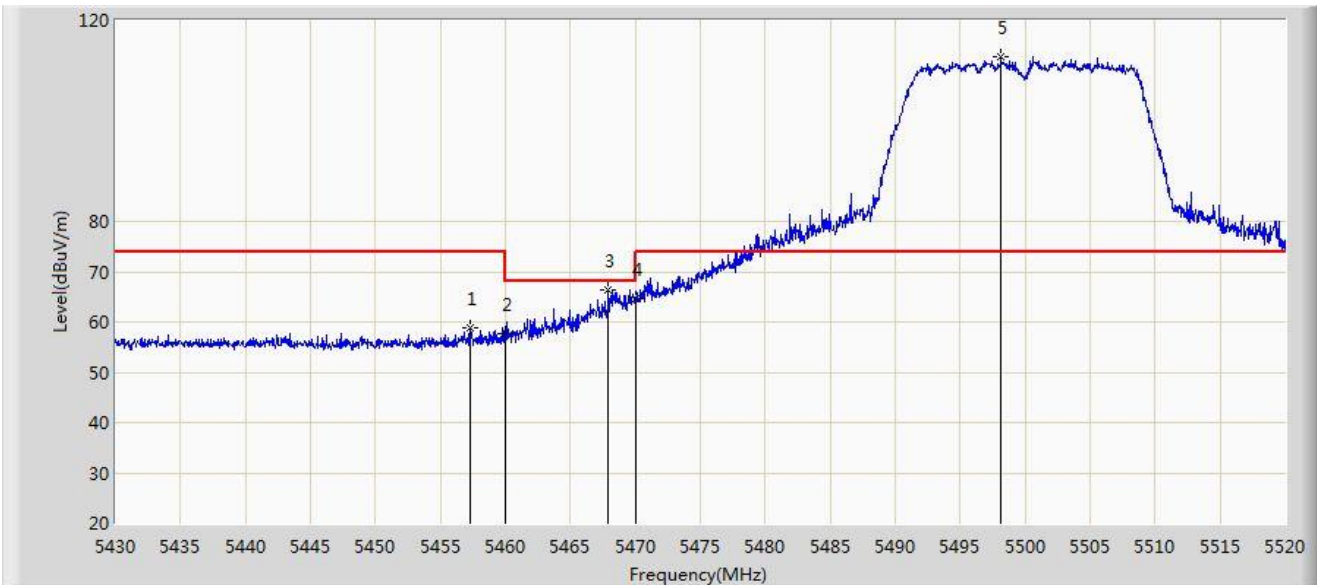
No	Mark	Frequency (MHz)	Measure Level (dBμV/m)	Reading Level (dBμV)	Margin (dB)	Limit (dBμV/m)	Factor (dB/m)	Type
1		5320.880	95.353	91.829	N/A	N/A	3.524	AV
2	*	5350.000	44.833	40.986	-9.167	54.000	3.847	AV

Note 1: " * ", means this data is the worst emission level.

Note 2: Measure Level (dBμV/m) = Reading Level (dBμV) + Factor (dB/m).

Note 3: Factor (dB/m) = Cable Loss (dB) + Antenna Factor (dB/m) - Pre_Amplifier Gain (dB).

Site: WZ-AC2	Time: 2022/10/21 - 00:06
Limit: FCC_5G_RE(3m)	Engineer: Bob Zhang
Probe: BBHA9120D_1457_1-18GHz	Polarity: Horizontal
EUT: ACCESS POINT	Power: AC 120V/60Hz
Test Mode: Transmit by 802.11ac-BHT20 at 5500MHz	



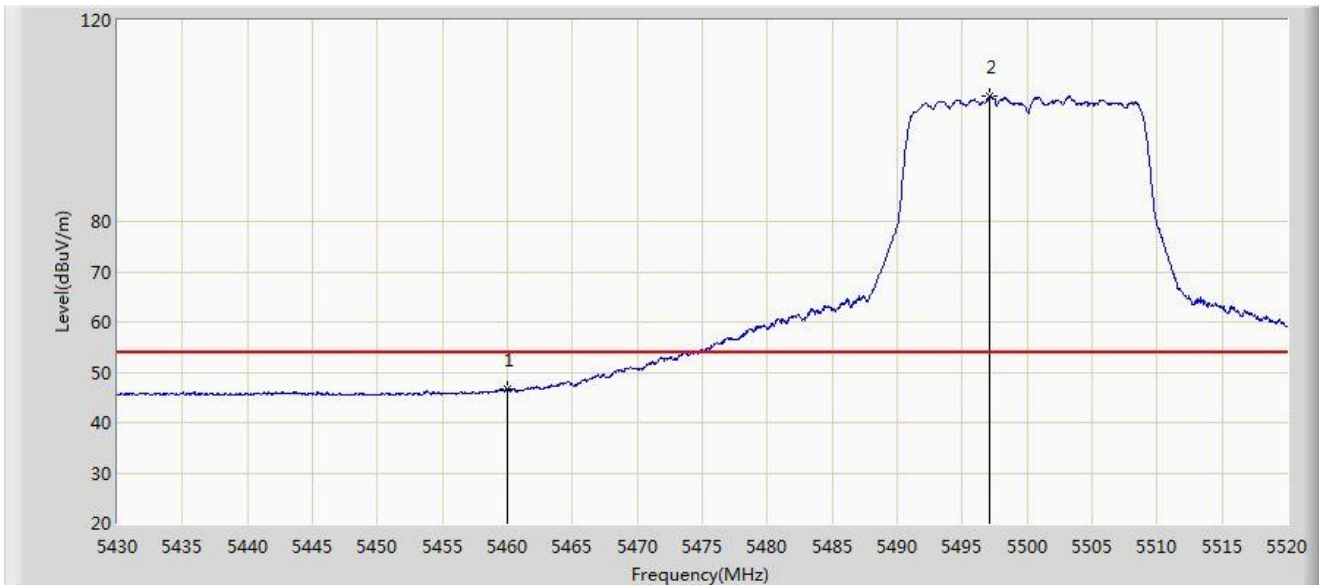
No	Mark	Frequency (MHz)	Measure Level (dBμV/m)	Reading Level (dBμV)	Margin (dB)	Limit (dBμV/m)	Factor (dB/m)	Type
1		5457.315	58.966	55.126	-15.034	74.000	3.840	PK
2		5460.000	57.564	53.736	-16.436	74.000	3.828	PK
3	*	5467.890	66.271	62.477	-1.929	68.200	3.794	PK
4		5470.000	64.722	60.938	-3.478	68.200	3.785	PK
5		5498.130	112.736	108.719	N/A	N/A	4.017	PK

Note 1: " * ", means this data is the worst emission level.

Note 2: Measure Level (dBμV/m) = Reading Level (dBμV) + Factor (dB/m).

Note 3: Factor (dB/m) = Cable Loss (dB) + Antenna Factor (dB/m) - Pre_Amplifier Gain (dB).

Site: WZ-AC2	Time: 2022/10/21 - 00:08
Limit: FCC_5G_RE(3m)	Engineer: Bob Zhang
Probe: BBHA9120D_1457_1-18GHz	Polarity: Horizontal
EUT: ACCESS POINT	Power: AC 120V/60Hz
Test Mode: Transmit by 802.11ac-BHT20 at 5500MHz	



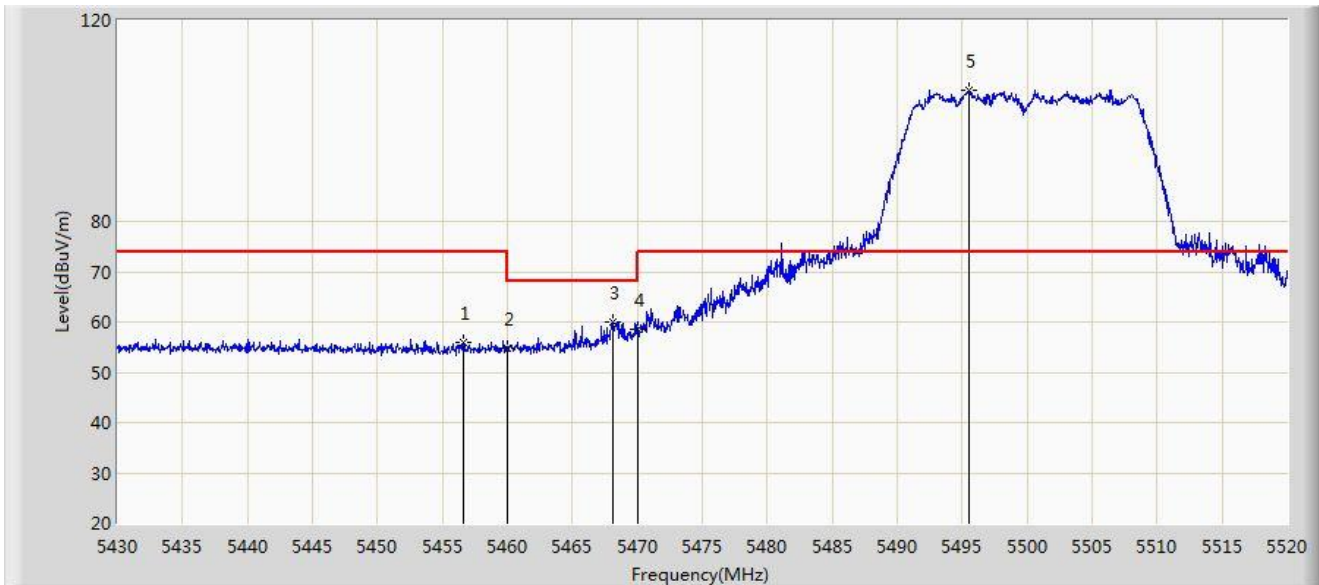
No	Mark	Frequency (MHz)	Measure Level (dB μ V/m)	Reading Level (dB μ V)	Margin (dB)	Limit (dB μ V/m)	Factor (dB/m)	Type
1	*	5460.000	46.552	42.724	-7.448	54.000	3.828	AV
2		5497.140	104.795	100.795	N/A	N/A	3.999	AV

Note 1: " * ", means this data is the worst emission level.

Note 2: Measure Level (dB μ V/m) = Reading Level (dB μ V) + Factor (dB/m).

Note 3: Factor (dB/m) = Cable Loss (dB) + Antenna Factor (dB/m) - Pre_Amplifier Gain (dB).

Site: WZ-AC2	Time: 2022/10/21 - 00:09
Limit: FCC_5G_RE(3m)	Engineer: Bob Zhang
Probe: BBHA9120D_1457_1-18GHz	Polarity: Vertical
EUT: ACCESS POINT	Power: AC 120V/60Hz
Test Mode: Transmit by 802.11ac-BHT20 at 5500MHz	



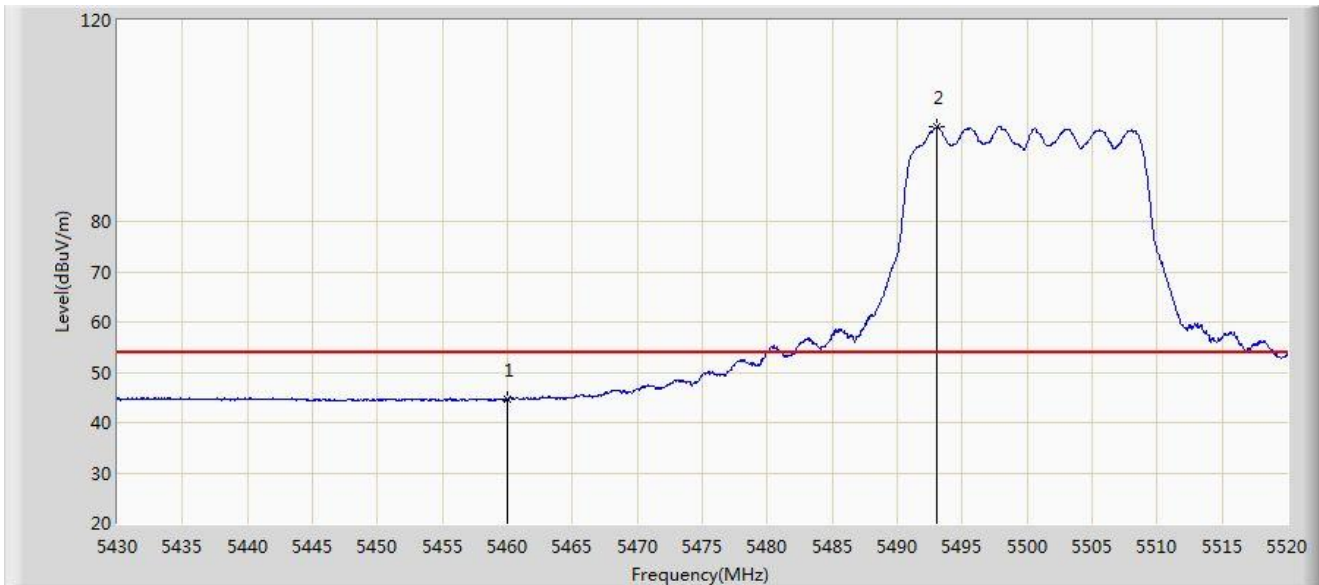
No	Mark	Frequency (MHz)	Measure Level (dB μ V/m)	Reading Level (dB μ V)	Margin (dB)	Limit (dB μ V/m)	Factor (dB/m)	Type
1		5456.640	56.063	52.218	-17.937	74.000	3.844	PK
2		5460.000	54.888	51.060	-19.112	74.000	3.828	PK
3	*	5468.115	59.910	56.117	-8.290	68.200	3.793	PK
4		5470.000	58.489	54.705	-9.711	68.200	3.785	PK
5		5495.565	106.185	102.212	N/A	N/A	3.974	PK

Note 1: " * ", means this data is the worst emission level.

Note 2: Measure Level (dB μ V/m) = Reading Level (dB μ V) + Factor (dB/m).

Note 3: Factor (dB/m) = Cable Loss (dB) + Antenna Factor (dB/m) - Pre_Amplifier Gain (dB).

Site: WZ-AC2	Time: 2022/10/21 - 00:10
Limit: FCC_5G_RE(3m)	Engineer: Bob Zhang
Probe: BBHA9120D_1457_1-18GHz	Polarity: Vertical
EUT: ACCESS POINT	Power: AC 120V/60Hz
Test Mode: Transmit by 802.11ac-BHT20 at 5500MHz	



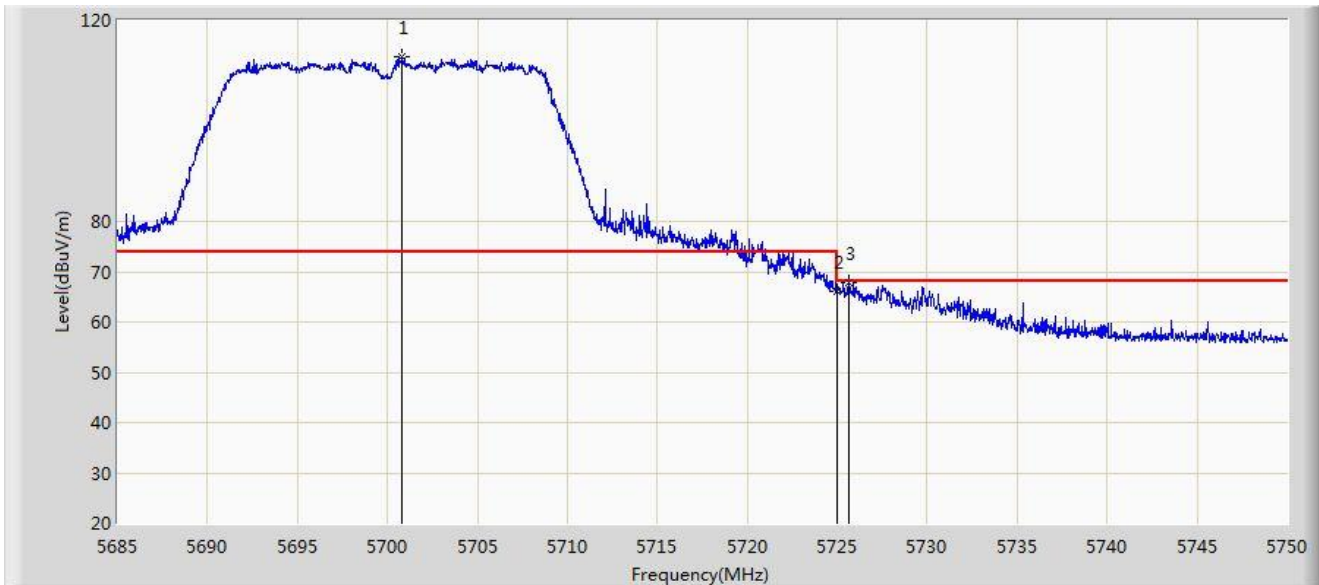
No	Mark	Frequency (MHz)	Measure Level (dB μ V/m)	Reading Level (dB μ V)	Margin (dB)	Limit (dB μ V/m)	Factor (dB/m)	Type
1	*	5460.000	44.637	40.809	-9.363	54.000	3.828	AV
2		5493.090	98.741	94.810	N/A	N/A	3.930	AV

Note 1: " * ", means this data is the worst emission level.

Note 2: Measure Level (dB μ V/m) = Reading Level (dB μ V) + Factor (dB/m).

Note 3: Factor (dB/m) = Cable Loss (dB) + Antenna Factor (dB/m) - Pre_Amplifier Gain (dB).

Site: WZ-AC2	Time: 2022/10/21 - 00:15
Limit: FCC_5G_RE(3m)	Engineer: Bob Zhang
Probe: BBHA9120D_1457_1-18GHz	Polarity: Horizontal
EUT: ACCESS POINT	Power: AC 120V/60Hz
Test Mode: Transmit by 802.11ac-VHT20 at 5700MHz	



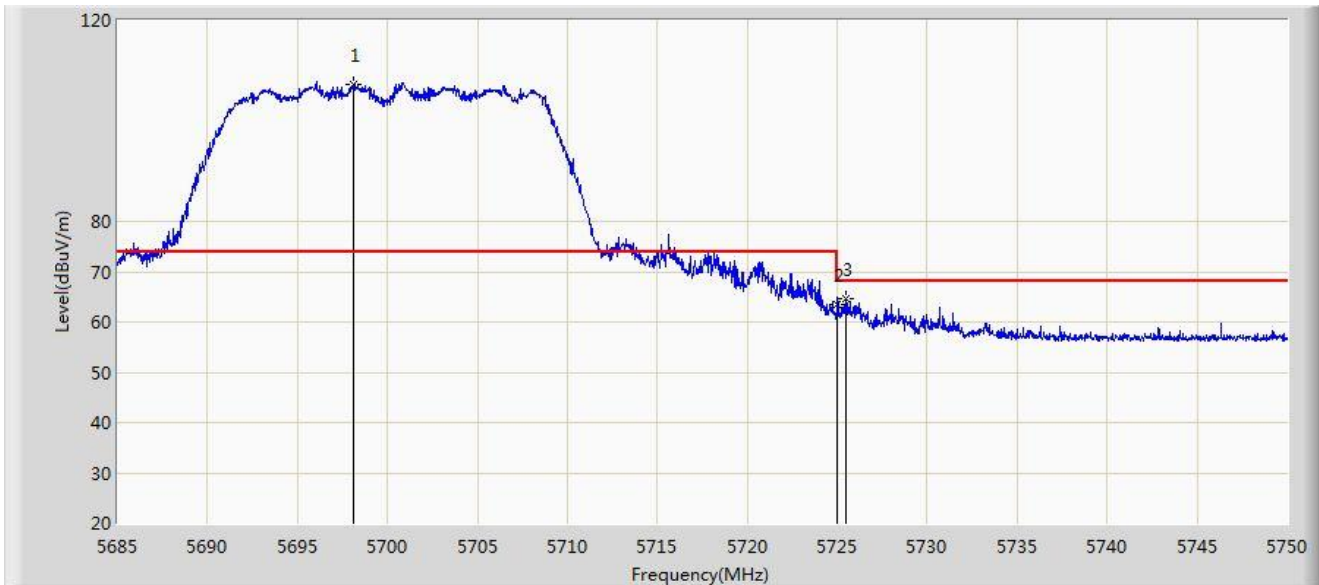
No	Mark	Frequency (MHz)	Measure Level (dBμV/m)	Reading Level (dBμV)	Margin (dB)	Limit (dBμV/m)	Factor (dB/m)	Type
1		5700.828	112.743	107.607	N/A	N/A	5.135	PK
2		5725.000	65.966	60.490	-2.234	68.200	5.476	PK
3	*	5725.658	67.871	62.384	-0.329	68.200	5.487	PK

Note 1: " * ", means this data is the worst emission level.

Note 2: Measure Level (dBμV/m) = Reading Level (dBμV) + Factor (dB/m).

Note 3: Factor (dB/m) = Cable Loss (dB) + Antenna Factor (dB/m) - Pre_Amplifier Gain (dB).

Site: WZ-AC2	Time: 2022/10/21 - 00:18
Limit: FCC_5G_RE(3m)	Engineer: Bob Zhang
Probe: BBHA9120D_1457_1-18GHz	Polarity: Vertical
EUT: ACCESS POINT	Power: AC 120V/60Hz
Test Mode: Transmit by 802.11ac-VHT20 at 5700MHz	



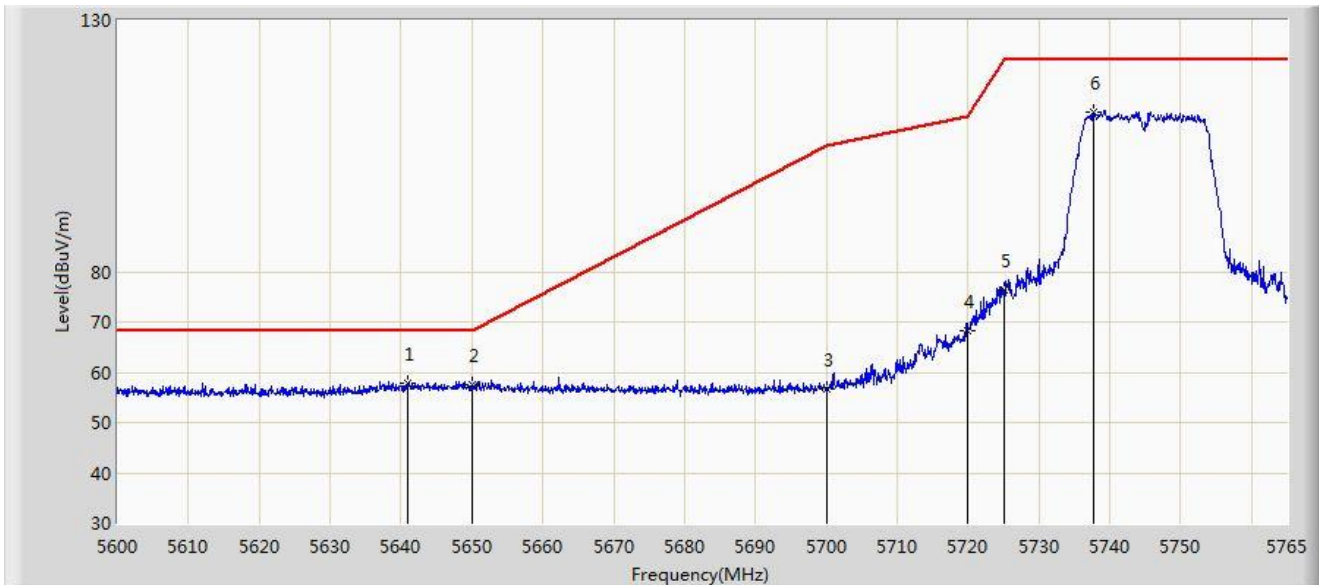
No	Mark	Frequency (MHz)	Measure Level (dB μ V/m)	Reading Level (dB μ V)	Margin (dB)	Limit (dB μ V/m)	Factor (dB/m)	Type
1		5698.098	107.141	102.030	N/A	N/A	5.111	PK
2		5725.000	63.404	57.928	-4.796	68.200	5.476	PK
3	*	5725.495	64.709	59.225	-3.491	68.200	5.484	PK

Note 1: " * ", means this data is the worst emission level.

Note 2: Measure Level (dB μ V/m) = Reading Level (dB μ V) + Factor (dB/m).

Note 3: Factor (dB/m) = Cable Loss (dB) + Antenna Factor (dB/m) - Pre_Amplifier Gain (dB).

Site: WZ-AC2	Time: 2022/10/21 - 00:46
Limit: FCC_5.8G_RE(3m)	Engineer: Bob Zhang
Probe: BBHA9120D_1457_1-18GHz	Polarity: Horizontal
EUT: ACCESS POINT	Power: AC 120V/60Hz
Test Mode: Transmit by 802.11ac-VHT20 at 5745MHz	



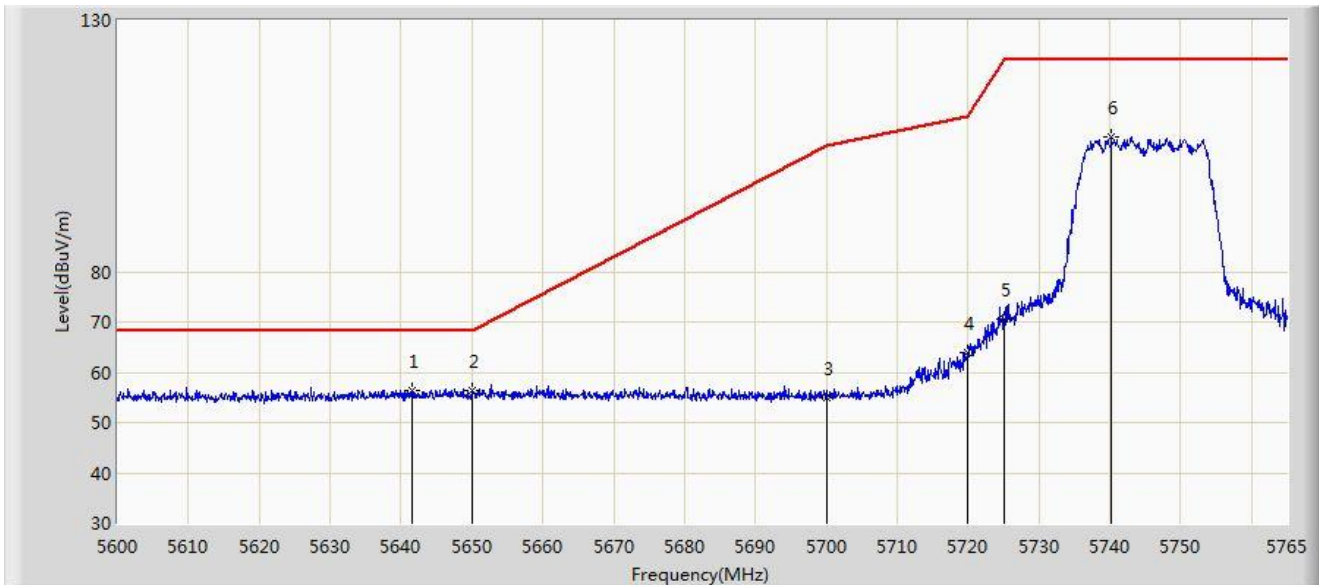
No	Mark	Frequency (MHz)	Measure Level (dB μ V/m)	Reading Level (dB μ V)	Margin (dB)	Limit (dB μ V/m)	Factor (dB/m)	Type
1	*	5640.920	57.854	52.825	-10.346	68.200	5.029	PK
2		5650.000	57.442	52.310	-10.758	68.200	5.132	PK
3		5700.000	56.648	51.520	-48.552	105.200	5.129	PK
4		5720.000	68.376	62.984	-42.424	110.800	5.392	PK
5		5725.000	76.385	70.909	-45.815	122.200	5.476	PK
6		5737.775	111.705	106.139	N/A	N/A	5.566	PK

Note 1: " * ", means this data is the worst emission level.

Note 2: Measure Level (dB μ V/m) = Reading Level (dB μ V) + Factor (dB/m).

Note 3: Factor (dB/m) = Cable Loss (dB) + Antenna Factor (dB/m) - Pre_Amplifier Gain (dB).

Site: WZ-AC2	Time: 2022/10/21 - 00:50
Limit: FCC_5.8G_RE(3m)	Engineer: Bob Zhang
Probe: BBHA9120D_1457_1-18GHz	Polarity: Vertical
EUT: ACCESS POINT	Power: AC 120V/60Hz
Test Mode: Transmit by 802.11ac-VHT20 at 5745MHz	



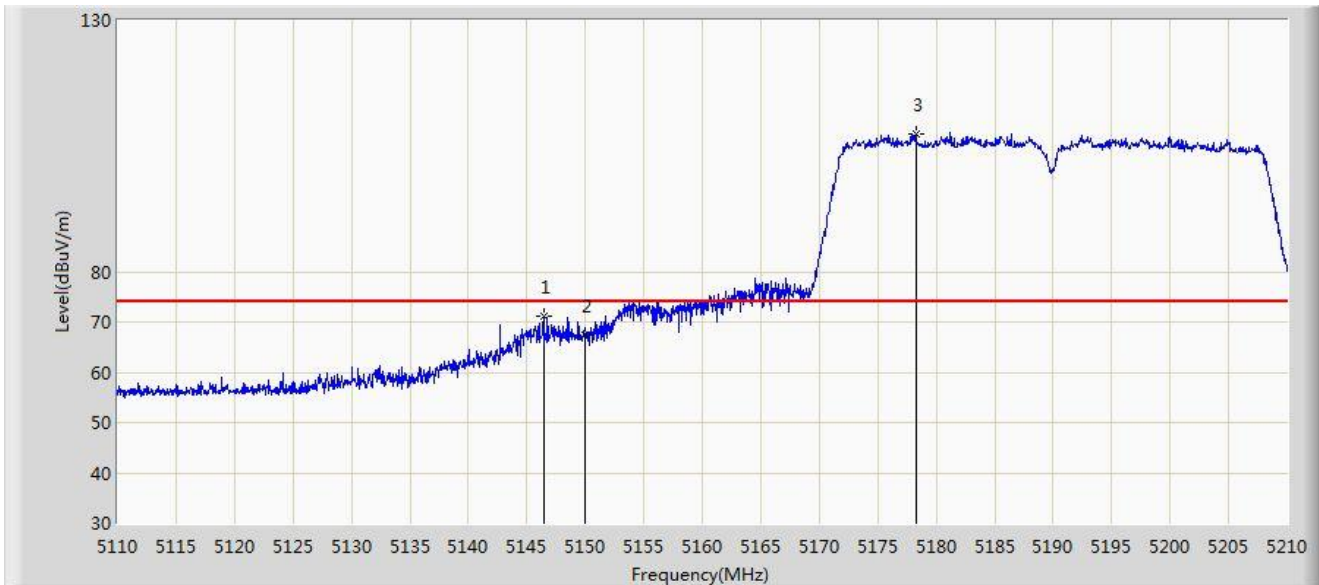
No	Mark	Frequency (MHz)	Measure Level (dB μ V/m)	Reading Level (dB μ V)	Margin (dB)	Limit (dB μ V/m)	Factor (dB/m)	Type
1		5641.663	56.285	51.247	-11.915	68.200	5.039	PK
2	*	5650.000	56.367	51.235	-11.833	68.200	5.132	PK
3		5700.000	54.875	49.747	-50.325	105.200	5.129	PK
4		5720.000	63.851	58.459	-46.949	110.800	5.392	PK
5		5725.000	70.502	65.026	-51.698	122.200	5.476	PK
6		5740.167	106.707	101.126	N/A	N/A	5.581	PK

Note 1: " * ", means this data is the worst emission level.

Note 2: Measure Level (dB μ V/m) = Reading Level (dB μ V) + Factor (dB/m).

Note 3: Factor (dB/m) = Cable Loss (dB) + Antenna Factor (dB/m) - Pre_Amplifier Gain (dB).

Site: WZ-AC2	Time: 2022/10/21 - 01:00
Limit: FCC_5G_RE(3m)	Engineer: Bob Zhang
Probe: BBHA9120D_1457_1-18GHz	Polarity: Horizontal
EUT: ACCESS POINT	Power: AC 120V/60Hz
Test Mode: Transmit by 802.11ac-VHT40 at 5190MHz	



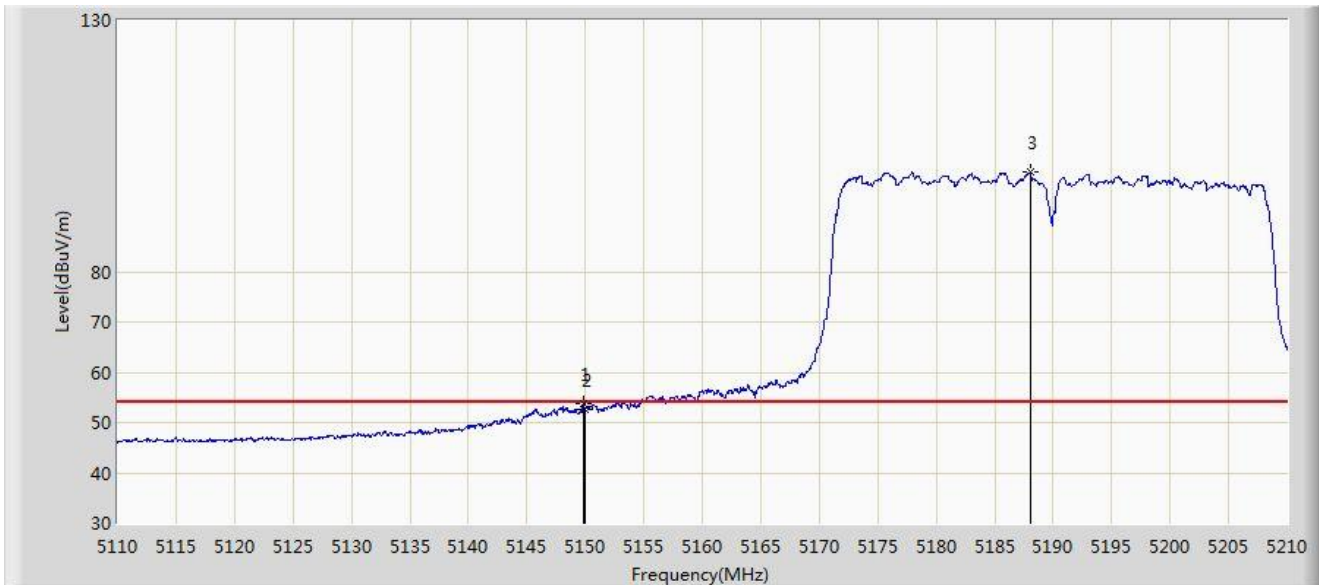
No	Mark	Frequency (MHz)	Measure Level (dB μ V/m)	Reading Level (dB μ V)	Margin (dB)	Limit (dB μ V/m)	Factor (dB/m)	Type
1	*	5146.450	71.053	66.932	-2.947	74.000	4.121	PK
2		5150.000	67.486	63.417	-6.514	74.000	4.069	PK
3		5178.250	107.480	103.702	N/A	N/A	3.778	PK

Note 1: " * ", means this data is the worst emission level.

Note 2: Measure Level (dB μ V/m) = Reading Level (dB μ V) + Factor (dB/m).

Note 3: Factor (dB/m) = Cable Loss (dB) + Antenna Factor (dB/m) - Pre_Amplifier Gain (dB).

Site: WZ-AC2	Time: 2022/10/21 - 00:59
Limit: FCC_5G_RE(3m)	Engineer: Bob Zhang
Probe: BBHA9120D_1457_1-18GHz	Polarity: Horizontal
EUT: ACCESS POINT	Power: AC 120V/60Hz
Test Mode: Transmit by 802.11ac-VHT40 at 5190MHz	



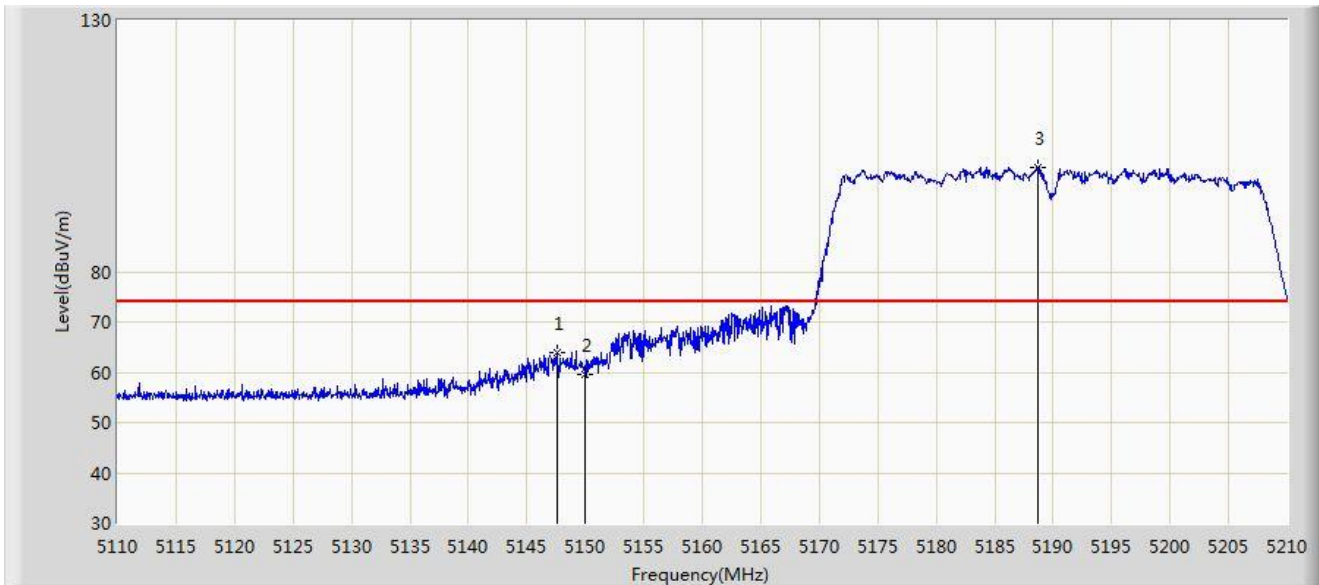
No	Mark	Frequency (MHz)	Measure Level (dB μ V/m)	Reading Level (dB μ V)	Margin (dB)	Limit (dB μ V/m)	Factor (dB/m)	Type
1	*	5149.800	53.634	49.560	-0.366	54.000	4.074	AV
2		5150.000	52.748	48.679	-1.252	54.000	4.069	AV
3		5188.050	99.746	95.961	N/A	N/A	3.785	AV

Note 1: " * ", means this data is the worst emission level.

Note 2: Measure Level (dB μ V/m) = Reading Level (dB μ V) + Factor (dB/m).

Note 3: Factor (dB/m) = Cable Loss (dB) + Antenna Factor (dB/m) - Pre_Amplifier Gain (dB).

Site: WZ-AC2	Time: 2022/10/21 - 01:02
Limit: FCC_5G_RE(3m)	Engineer: Bob Zhang
Probe: BBHA9120D_1457_1-18GHz	Polarity: Vertical
EUT: ACCESS POINT	Power: AC 120V/60Hz
Test Mode: Transmit by 802.11ac-VHT40 at 5190MHz	



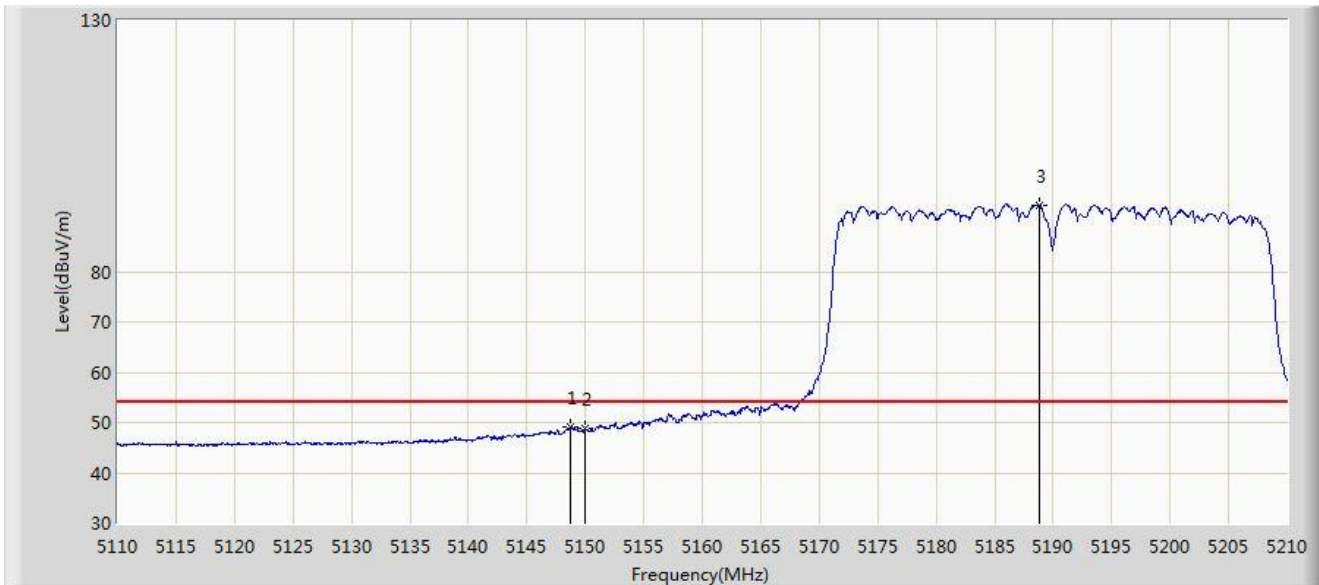
No	Mark	Frequency (MHz)	Measure Level (dB μ V/m)	Reading Level (dB μ V)	Margin (dB)	Limit (dB μ V/m)	Factor (dB/m)	Type
1	*	5147.650	63.955	59.835	-10.045	74.000	4.121	PK
2		5150.000	59.544	55.475	-14.456	74.000	4.069	PK
3		5188.750	100.739	96.954	N/A	N/A	3.785	PK

Note 1: " * ", means this data is the worst emission level.

Note 2: Measure Level (dB μ V/m) = Reading Level (dB μ V) + Factor (dB/m).

Note 3: Factor (dB/m) = Cable Loss (dB) + Antenna Factor (dB/m) - Pre_Amplifier Gain (dB).

Site: WZ-AC2	Time: 2022/10/21 - 01:04
Limit: FCC_5G_RE(3m)	Engineer: Bob Zhang
Probe: BBHA9120D_1457_1-18GHz	Polarity: Vertical
EUT: ACCESS POINT	Power: AC 120V/60Hz
Test Mode: Transmit by 802.11ac-VHT40 at 5190MHz	



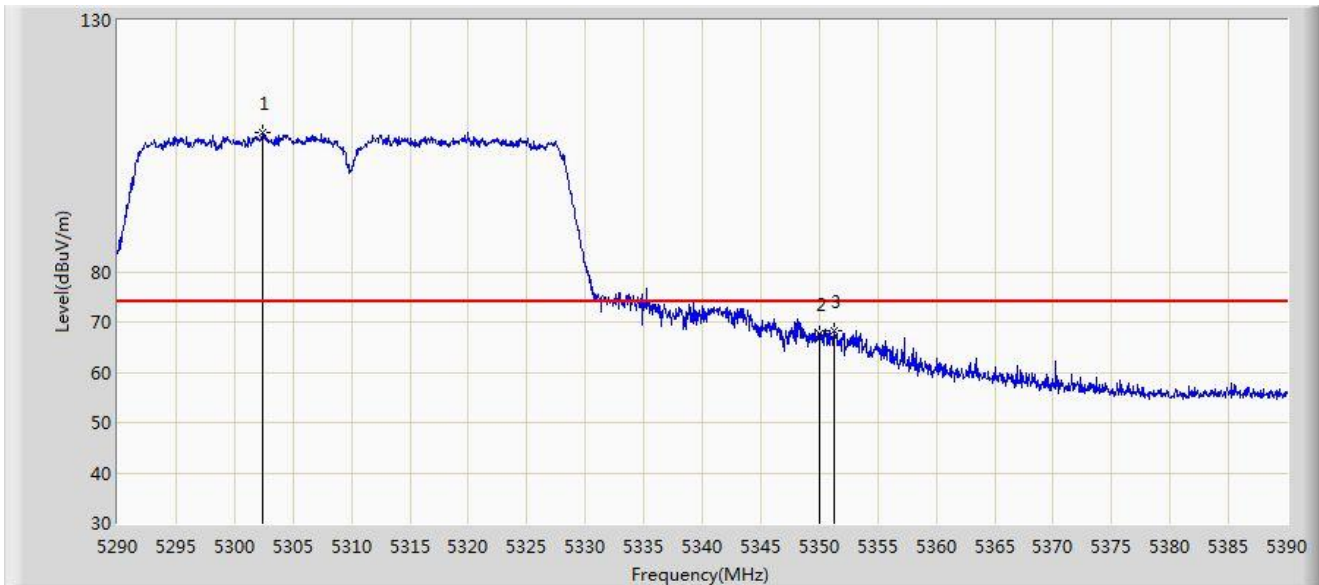
No	Mark	Frequency (MHz)	Measure Level (dB μ V/m)	Reading Level (dB μ V)	Margin (dB)	Limit (dB μ V/m)	Factor (dB/m)	Type
1	*	5148.700	49.000	44.898	-5.000	54.000	4.102	AV
2		5150.000	48.764	44.695	-5.236	54.000	4.069	AV
3		5188.800	93.213	89.428	N/A	N/A	3.785	AV

Note 1: " * ", means this data is the worst emission level.

Note 2: Measure Level (dB μ V/m) = Reading Level (dB μ V) + Factor (dB/m).

Note 3: Factor (dB/m) = Cable Loss (dB) + Antenna Factor (dB/m) - Pre_Amplifier Gain (dB).

Site: WZ-AC2	Time: 2022/10/21 - 01:09
Limit: FCC_5G_RE(3m)	Engineer: Bob Zhang
Probe: BBHA9120D_1457_1-18GHz	Polarity: Horizontal
EUT: ACCESS POINT	Power: AC 120V/60Hz
Test Mode: Transmit by 802.11ac-VHT40 at 5310MHz	



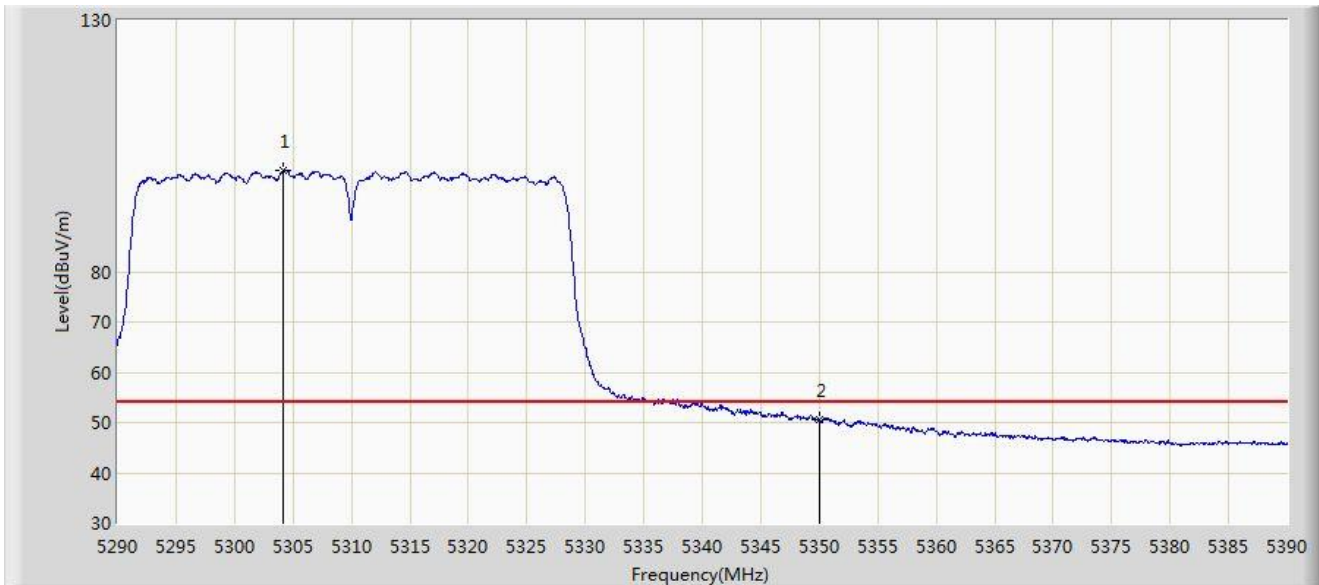
No	Mark	Frequency (MHz)	Measure Level (dB μ V/m)	Reading Level (dB μ V)	Margin (dB)	Limit (dB μ V/m)	Factor (dB/m)	Type
1		5302.350	107.622	104.020	N/A	N/A	3.602	PK
2		5350.000	67.625	63.778	-6.375	74.000	3.847	PK
3	*	5351.250	68.372	64.503	-5.628	74.000	3.870	PK

Note 1: " * ", means this data is the worst emission level.

Note 2: Measure Level (dB μ V/m) = Reading Level (dB μ V) + Factor (dB/m).

Note 3: Factor (dB/m) = Cable Loss (dB) + Antenna Factor (dB/m) - Pre_Amplifier Gain (dB).

Site: WZ-AC2	Time: 2022/10/21 - 01:06
Limit: FCC_5G_RE(3m)	Engineer: Bob Zhang
Probe: BBHA9120D_1457_1-18GHz	Polarity: Horizontal
EUT: ACCESS POINT	Power: AC 120V/60Hz
Test Mode: Transmit by 802.11ac-VHT40 at 5310MHz	



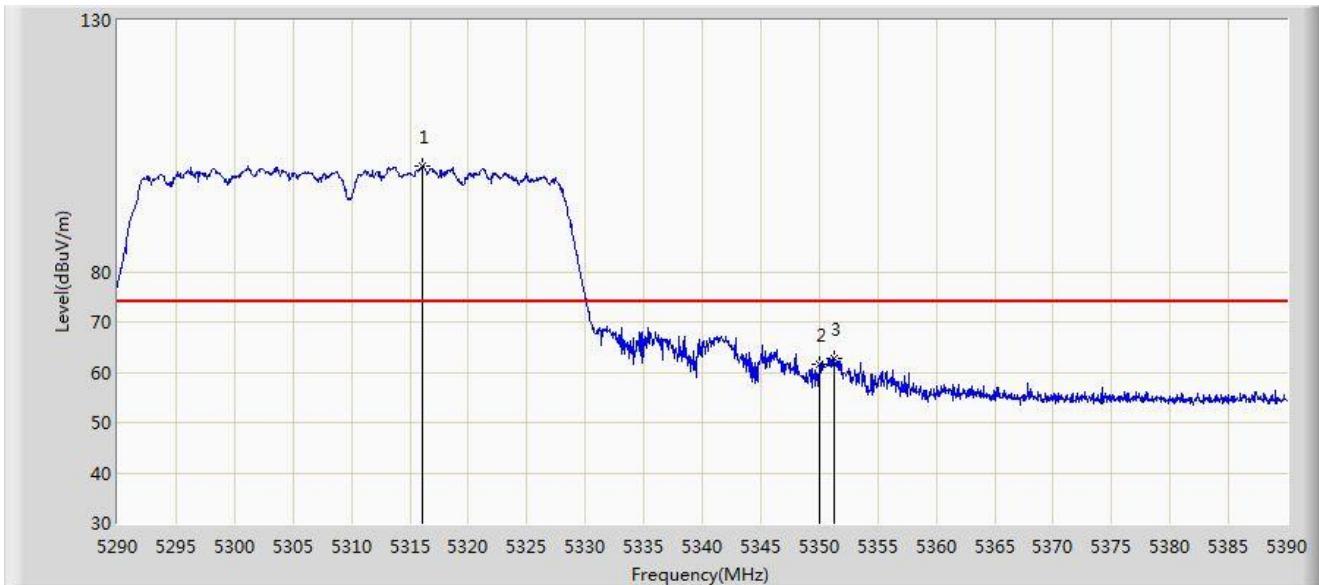
No	Mark	Frequency (MHz)	Measure Level (dB μ V/m)	Reading Level (dB μ V)	Margin (dB)	Limit (dB μ V/m)	Factor (dB/m)	Type
1		5304.100	100.053	96.466	N/A	N/A	3.587	AV
2	*	5350.000	50.484	46.637	-3.516	54.000	3.847	AV

Note 1: " * ", means this data is the worst emission level.

Note 2: Measure Level (dB μ V/m) = Reading Level (dB μ V) + Factor (dB/m).

Note 3: Factor (dB/m) = Cable Loss (dB) + Antenna Factor (dB/m) - Pre_Amplifier Gain (dB).

Site: WZ-AC2	Time: 2022/10/21 - 01:10
Limit: FCC_5G_RE(3m)	Engineer: Bob Zhang
Probe: BBHA9120D_1457_1-18GHz	Polarity: Vertical
EUT: ACCESS POINT	Power: AC 120V/60Hz
Test Mode: Transmit by 802.11ac-VHT40 at 5310MHz	



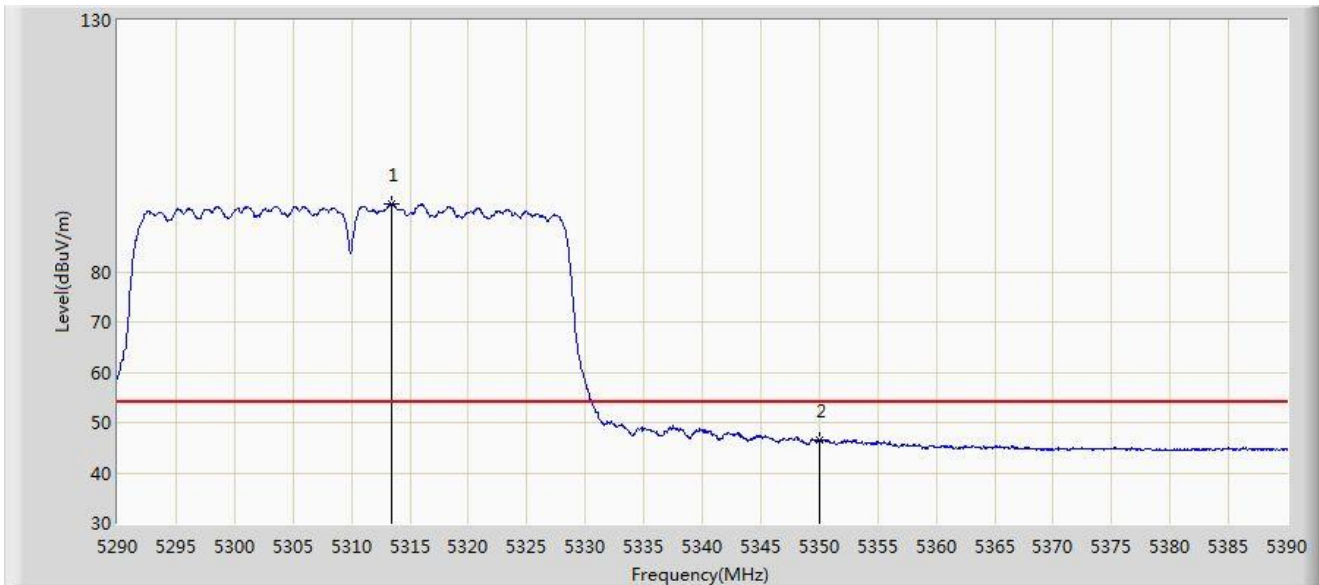
No	Mark	Frequency (MHz)	Measure Level (dB μ V/m)	Reading Level (dB μ V)	Margin (dB)	Limit (dB μ V/m)	Factor (dB/m)	Type
1		5316.100	101.099	97.606	N/A	N/A	3.492	PK
2		5350.000	61.739	57.892	-12.261	74.000	3.847	PK
3	*	5351.250	62.767	58.898	-11.233	74.000	3.870	PK

Note 1: " * ", means this data is the worst emission level.

Note 2: Measure Level (dB μ V/m) = Reading Level (dB μ V) + Factor (dB/m).

Note 3: Factor (dB/m) = Cable Loss (dB) + Antenna Factor (dB/m) - Pre_Amplifier Gain (dB).

Site: WZ-AC2	Time: 2022/10/21 - 01:12
Limit: FCC_5G_RE(3m)	Engineer: Bob Zhang
Probe: BBHA9120D_1457_1-18GHz	Polarity: Vertical
EUT: ACCESS POINT	Power: AC 120V/60Hz
Test Mode: Transmit by 802.11ac-VHT40 at 5310MHz	



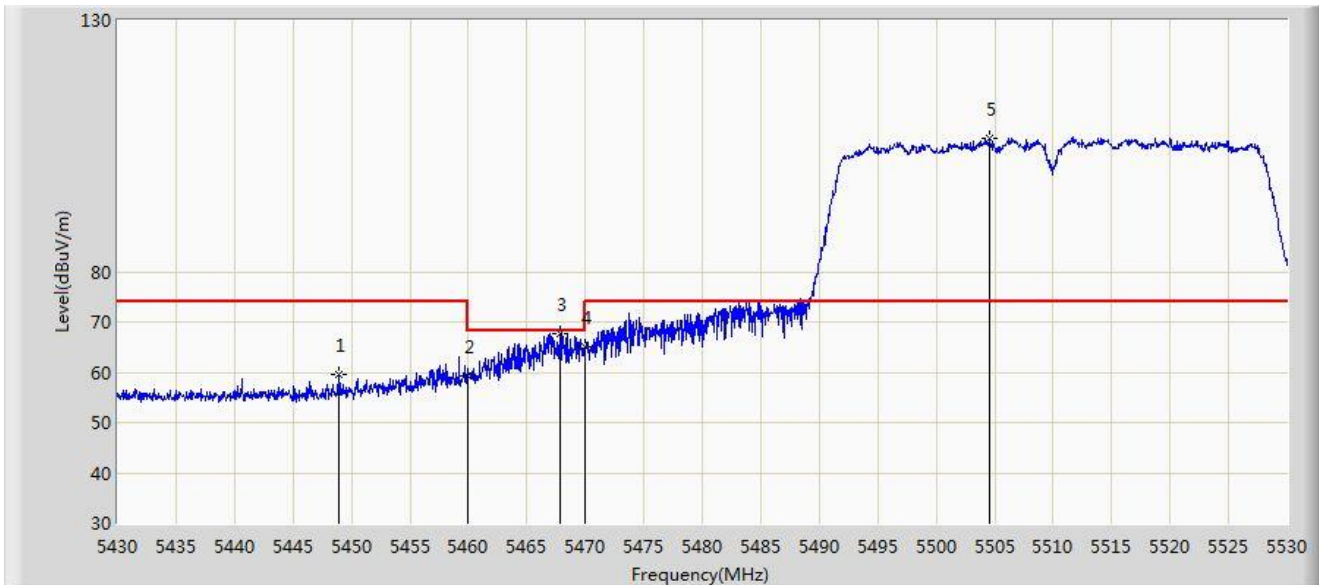
No	Mark	Frequency (MHz)	Measure Level (dB μ V/m)	Reading Level (dB μ V)	Margin (dB)	Limit (dB μ V/m)	Factor (dB/m)	Type
1		5313.450	93.544	90.038	N/A	N/A	3.507	AV
2	*	5350.000	46.408	42.561	-7.592	54.000	3.847	AV

Note 1: " * ", means this data is the worst emission level.

Note 2: Measure Level (dB μ V/m) = Reading Level (dB μ V) + Factor (dB/m).

Note 3: Factor (dB/m) = Cable Loss (dB) + Antenna Factor (dB/m) - Pre_Amplifier Gain (dB).

Site: WZ-AC2	Time: 2022/10/21 - 01:16
Limit: FCC_5G_RE(3m)	Engineer: Bob Zhang
Probe: BBHA9120D_1457_1-18GHz	Polarity: Horizontal
EUT: ACCESS POINT	Power: AC 120V/60Hz
Test Mode: Transmit by 802.11ac-VHT40 at 5510MHz	



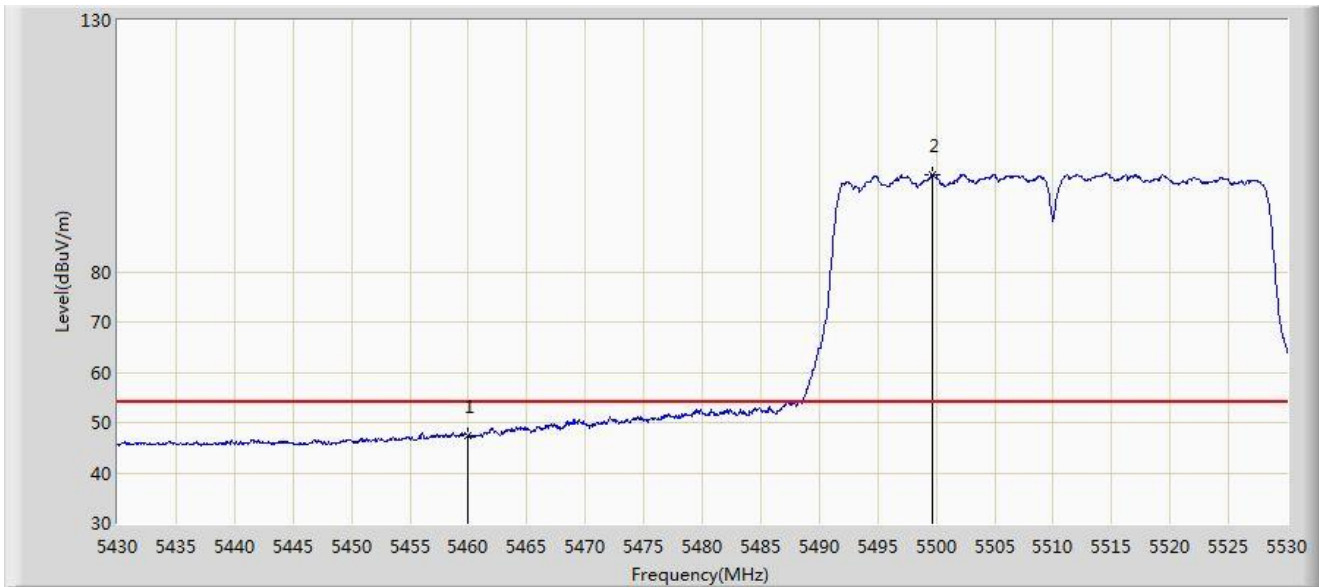
No	Mark	Frequency (MHz)	Measure Level (dB μ V/m)	Reading Level (dB μ V)	Margin (dB)	Limit (dB μ V/m)	Factor (dB/m)	Type
1		5448.950	59.571	55.579	-14.429	74.000	3.992	PK
2		5460.000	59.207	55.379	-14.793	74.000	3.828	PK
3	*	5467.800	67.803	64.009	-0.397	68.200	3.794	PK
4		5470.000	65.165	61.381	-3.035	68.200	3.785	PK
5		5504.550	106.618	102.492	N/A	N/A	4.126	PK

Note 1: " * ", means this data is the worst emission level.

Note 2: Measure Level (dB μ V/m) = Reading Level (dB μ V) + Factor (dB/m).

Note 3: Factor (dB/m) = Cable Loss (dB) + Antenna Factor (dB/m) - Pre_Amplifier Gain (dB).

Site: WZ-AC2	Time: 2022/10/21 - 01:17
Limit: FCC_5G_RE(3m)	Engineer: Bob Zhang
Probe: BBHA9120D_1457_1-18GHz	Polarity: Horizontal
EUT: ACCESS POINT	Power: AC 120V/60Hz
Test Mode: Transmit by 802.11ac-VHT40 at 5510MHz	



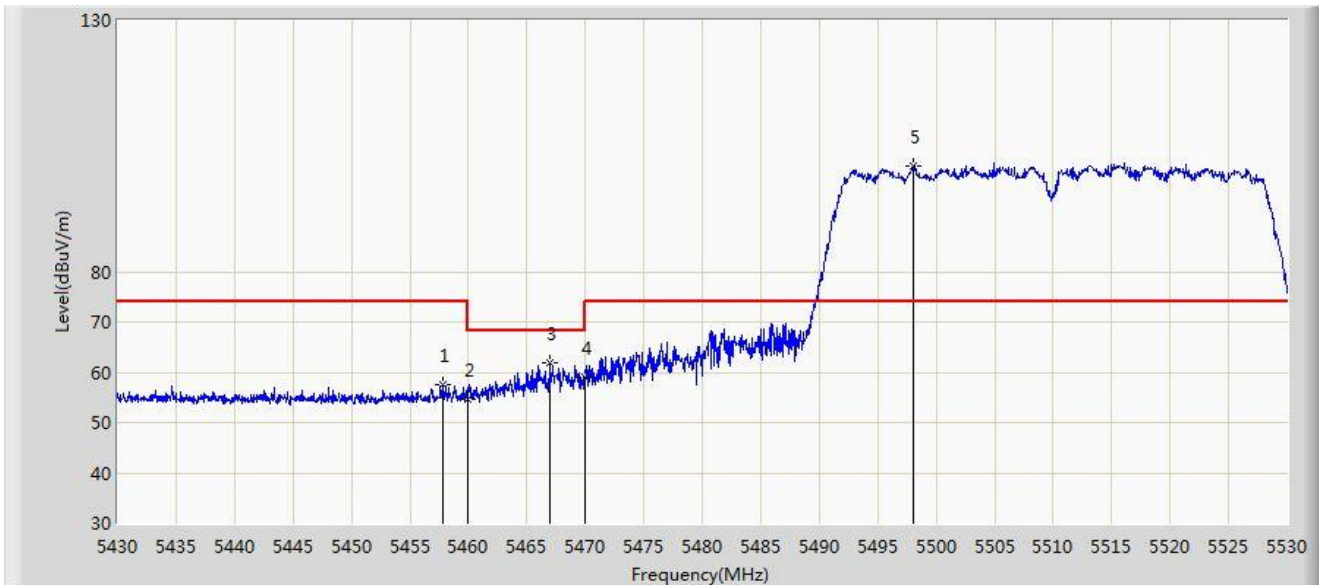
No	Mark	Frequency (MHz)	Measure Level (dB μ V/m)	Reading Level (dB μ V)	Margin (dB)	Limit (dB μ V/m)	Factor (dB/m)	Type
1	*	5460.000	47.365	43.537	-6.635	54.000	3.828	AV
2		5499.700	99.414	95.371	N/A	N/A	4.044	AV

Note 1: " * ", means this data is the worst emission level.

Note 2: Measure Level (dB μ V/m) = Reading Level (dB μ V) + Factor (dB/m).

Note 3: Factor (dB/m) = Cable Loss (dB) + Antenna Factor (dB/m) - Pre_Amplifier Gain (dB).

Site: WZ-AC2	Time: 2022/10/21 - 01:18
Limit: FCC_5G_RE(3m)	Engineer: Bob Zhang
Probe: BBHA9120D_1457_1-18GHz	Polarity: Vertical
EUT: ACCESS POINT	Power: AC 120V/60Hz
Test Mode: Transmit by 802.11ac-VHT40 at 5510MHz	



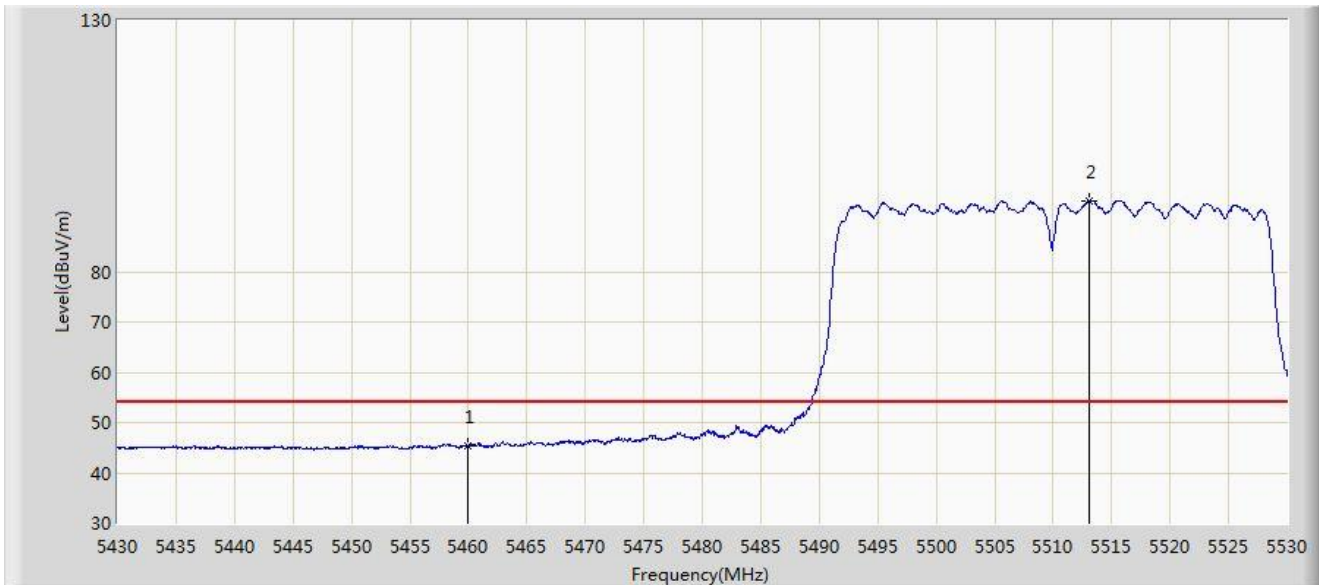
No	Mark	Frequency (MHz)	Measure Level (dBμV/m)	Reading Level (dBμV)	Margin (dB)	Limit (dBμV/m)	Factor (dB/m)	Type
1		5457.850	57.479	53.641	-16.521	74.000	3.838	PK
2		5460.000	54.615	50.787	-19.385	74.000	3.828	PK
3	*	5467.000	61.921	58.123	-6.279	68.200	3.797	PK
4		5470.000	58.929	55.145	-9.271	68.200	3.785	PK
5		5498.050	101.040	97.025	N/A	N/A	4.016	PK

Note 1: " * ", means this data is the worst emission level.

Note 2: Measure Level (dBμV/m) = Reading Level (dBμV) + Factor (dB/m).

Note 3: Factor (dB/m) = Cable Loss (dB) + Antenna Factor (dB/m) - Pre_Amplifier Gain (dB).

Site: WZ-AC2	Time: 2022/10/21 - 01:19
Limit: FCC_5G_RE(3m)	Engineer: Bob Zhang
Probe: BBHA9120D_1457_1-18GHz	Polarity: Vertical
EUT: ACCESS POINT	Power: AC 120V/60Hz
Test Mode: Transmit by 802.11ac-VHT40 at 5510MHz	



No	Mark	Frequency (MHz)	Measure Level (dB μ V/m)	Reading Level (dB μ V)	Margin (dB)	Limit (dB μ V/m)	Factor (dB/m)	Type
1	*	5460.000	45.335	41.507	-8.665	54.000	3.828	AV
2		5513.100	94.131	90.070	N/A	N/A	4.061	AV

Note 1: " * ", means this data is the worst emission level.

Note 2: Measure Level (dB μ V/m) = Reading Level (dB μ V) + Factor (dB/m).

Note 3: Factor (dB/m) = Cable Loss (dB) + Antenna Factor (dB/m) - Pre_Amplifier Gain (dB).

Site: WZ-AC2	Time: 2022/10/21 - 10:17
Limit: FCC_5G_RE(3m)	Engineer: Bob Zhang
Probe: BBHA9120D_1457_1-18GHz	Polarity: Horizontal
EUT: ACCESS POINT	Power: AC 120V/60Hz
Test Mode: Transmit by 802.11ac-VHT40 at 5670MHz	



No	Mark	Frequency (MHz)	Measure Level (dBμV/m)	Reading Level (dBμV)	Margin (dB)	Limit (dBμV/m)	Factor (dB/m)	Type
1		5671.150	110.604	105.441	N/A	N/A	5.163	PK
2		5725.000	63.665	58.189	-4.535	68.200	5.476	PK
3	*	5726.400	66.243	60.749	-1.957	68.200	5.495	PK

Note 1: " * ", means this data is the worst emission level.

Note 2: Measure Level (dBμV/m) = Reading Level (dBμV) + Factor (dB/m).

Note 3: Factor (dB/m) = Cable Loss (dB) + Antenna Factor (dB/m) - Pre_Amplifier Gain (dB).

Site: WZ-AC2	Time: 2022/10/21 - 11:34
Limit: FCC_5G_RE(3m)	Engineer: Bob Zhang
Probe: BBHA9120D_1457_1-18GHz	Polarity: Vertical
EUT: ACCESS POINT	Power: AC 120V/60Hz
Test Mode: Transmit by 802.11ac-VHT40 at 5670MHz	



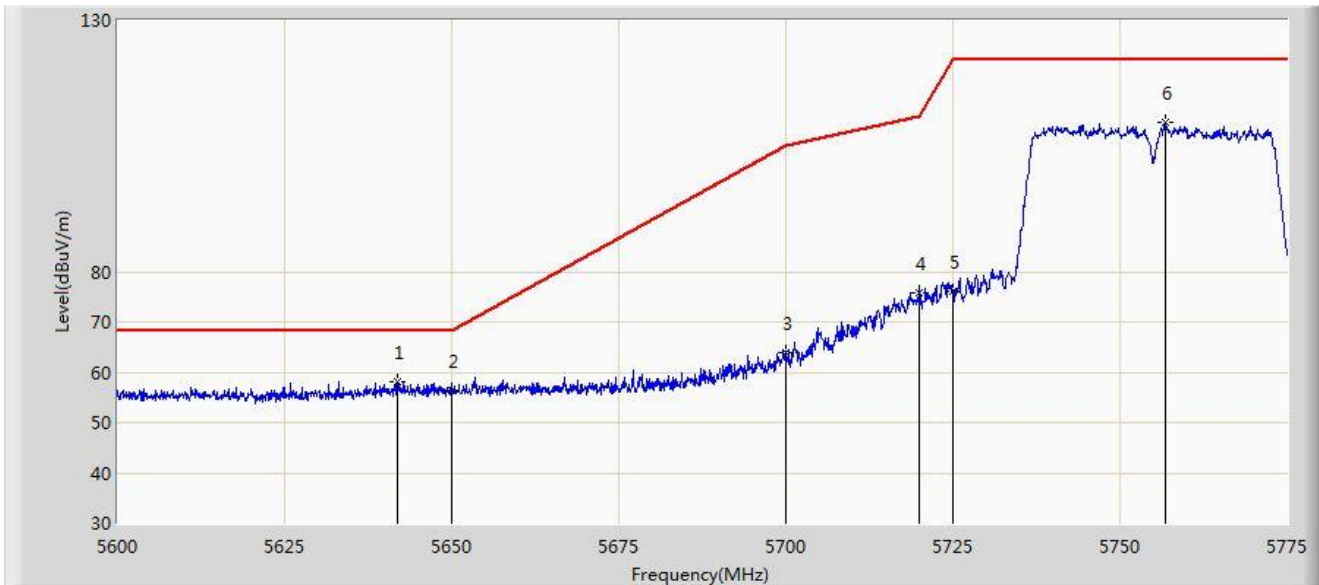
No	Mark	Frequency (MHz)	Measure Level (dB μ V/m)	Reading Level (dB μ V)	Margin (dB)	Limit (dB μ V/m)	Factor (dB/m)	Type
1		5678.000	106.029	100.916	N/A	N/A	5.114	PK
2		5725.000	61.547	56.071	-6.653	68.200	5.476	PK
3	*	5726.100	62.984	57.491	-5.216	68.200	5.492	PK

Note 1: " * ", means this data is the worst emission level.

Note 2: Measure Level (dB μ V/m) = Reading Level (dB μ V) + Factor (dB/m).

Note 3: Factor (dB/m) = Cable Loss (dB) + Antenna Factor (dB/m) - Pre_Amplifier Gain (dB).

Site: WZ-AC2	Time: 2022/10/21 - 11:40
Limit: FCC_5.8G_RE(3m)	Engineer: Bob Zhang
Probe: BBHA9120D_1457_1-18GHz	Polarity: Horizontal
EUT: ACCESS POINT	Power: AC 120V/60Hz
Test Mode: Transmit by 802.11ac-VHT40 at 5755MHz	



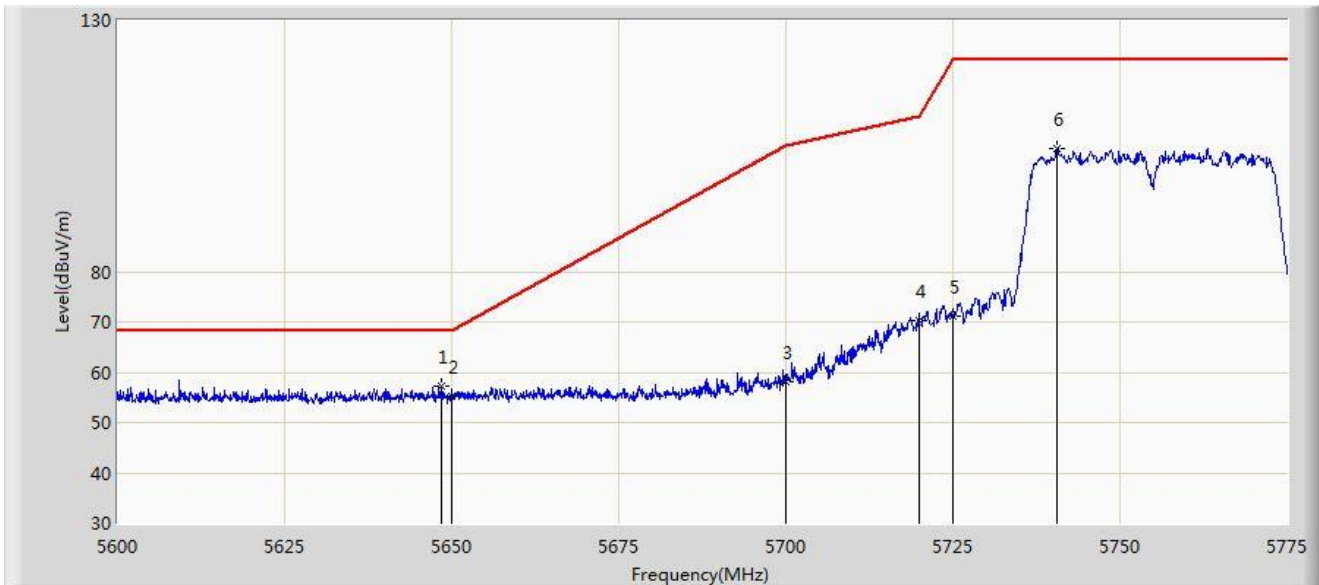
No	Mark	Frequency (MHz)	Measure Level (dBμV/m)	Reading Level (dBμV)	Margin (dB)	Limit (dBμV/m)	Factor (dB/m)	Type
1	*	5641.913	58.092	53.051	-10.108	68.200	5.041	PK
2		5650.000	56.368	51.236	-11.832	68.200	5.132	PK
3		5700.000	64.021	58.893	-41.179	105.200	5.129	PK
4		5720.000	75.733	70.341	-35.067	110.800	5.392	PK
5		5725.000	76.106	70.630	-46.094	122.200	5.476	PK
6		5756.888	109.755	104.342	N/A	N/A	5.413	PK

Note 1: " * ", means this data is the worst emission level.

Note 2: Measure Level (dBμV/m) = Reading Level (dBμV) + Factor (dB/m).

Note 3: Factor (dB/m) = Cable Loss (dB) + Antenna Factor (dB/m) - Pre_Amplifier Gain (dB).

Site: WZ-AC2	Time: 2022/10/21 - 11:45
Limit: FCC_5.8G_RE(3m)	Engineer: Bob Zhang
Probe: BBHA9120D_1457_1-18GHz	Polarity: Vertical
EUT: ACCESS POINT	Power: AC 120V/60Hz
Test Mode: Transmit by 802.11ac-VHT40 at 5755MHz	



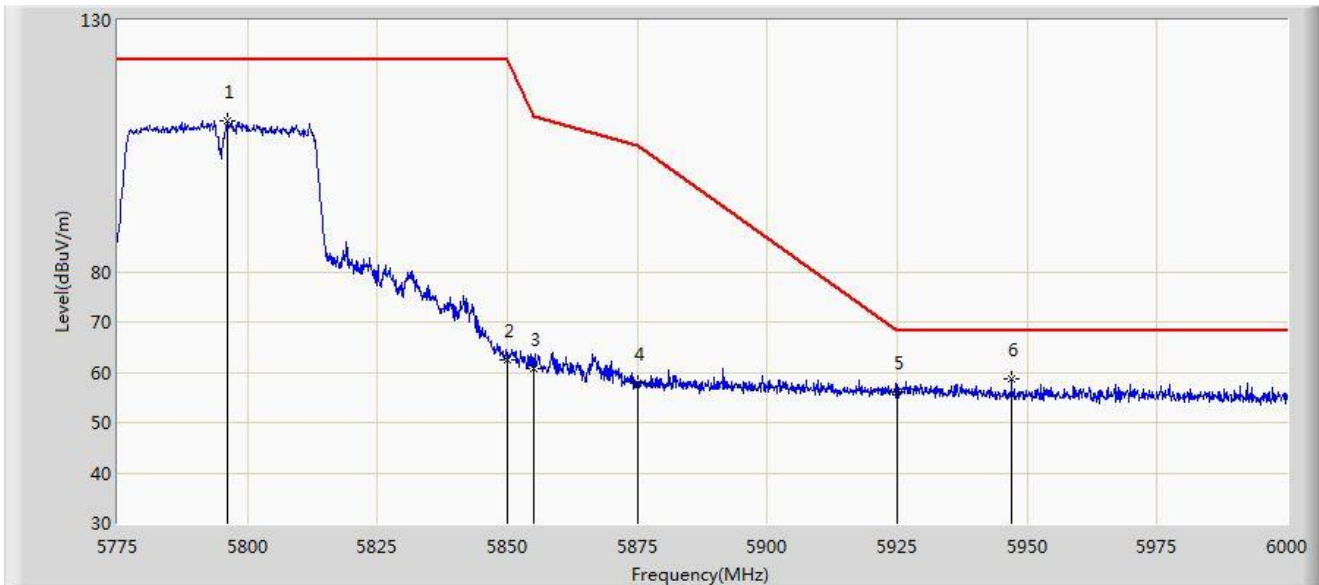
No	Mark	Frequency (MHz)	Measure Level (dBμV/m)	Reading Level (dBμV)	Margin (dB)	Limit (dBμV/m)	Factor (dB/m)	Type
1	*	5648.562	57.312	52.196	-10.888	68.200	5.116	PK
2		5650.000	55.213	50.081	-12.987	68.200	5.132	PK
3		5700.000	58.147	53.019	-47.053	105.200	5.129	PK
4		5720.000	70.324	64.932	-40.476	110.800	5.392	PK
5		5725.000	71.048	65.572	-51.152	122.200	5.476	PK
6		5740.612	104.410	98.826	N/A	N/A	5.584	PK

Note 1: " * ", means this data is the worst emission level.

Note 2: Measure Level (dBμV/m) = Reading Level (dBμV) + Factor (dB/m).

Note 3: Factor (dB/m) = Cable Loss (dB) + Antenna Factor (dB/m) - Pre_Amplifier Gain (dB).

Site: WZ-AC2	Time: 2022/10/21 - 11:49
Limit: FCC_5.8G_RE(3m)	Engineer: Bob Zhang
Probe: BBHA9120D_1457_1-18GHz	Polarity: Horizontal
EUT: ACCESS POINT	Power: AC 120V/60Hz
Test Mode: Transmit by 802.11ac-VHT40 at 5795MHz	



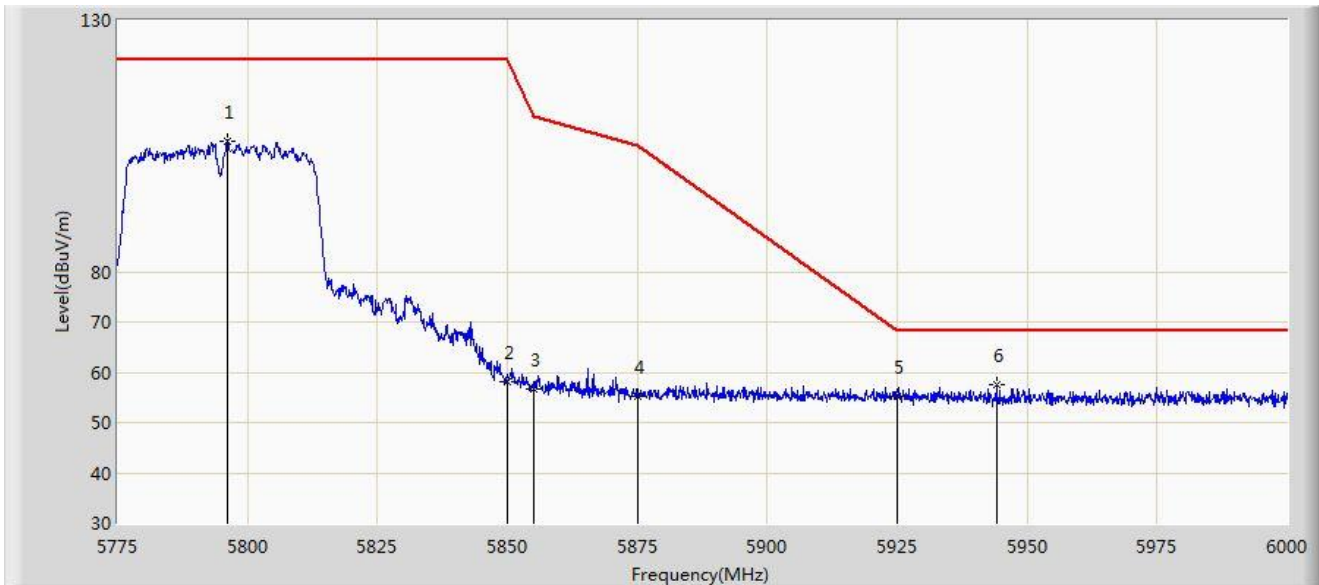
No	Mark	Frequency (MHz)	Measure Level (dB μ V/m)	Reading Level (dB μ V)	Margin (dB)	Limit (dB μ V/m)	Factor (dB/m)	Type
1		5796.263	109.912	104.028	N/A	N/A	5.883	PK
2		5850.000	62.514	56.804	-59.686	122.200	5.710	PK
3		5855.000	60.710	54.920	-50.090	110.800	5.790	PK
4		5875.000	57.698	51.785	-47.502	105.200	5.913	PK
5		5925.000	56.077	50.060	-12.123	68.200	6.016	PK
6	*	5947.013	58.831	52.907	-9.369	68.200	5.924	PK

Note 1: " * ", means this data is the worst emission level.

Note 2: Measure Level (dB μ V/m) = Reading Level (dB μ V) + Factor (dB/m).

Note 3: Factor (dB/m) = Cable Loss (dB) + Antenna Factor (dB/m) - Pre_Amplifier Gain (dB).

Site: WZ-AC2	Time: 2022/10/21 - 11:50
Limit: FCC_5.8G_RE(3m)	Engineer: Bob Zhang
Probe: BBHA9120D_1457_1-18GHz	Polarity: Vertical
EUT: ACCESS POINT	Power: AC 120V/60Hz
Test Mode: Transmit by 802.11ac-VHT40 at 5795MHz	



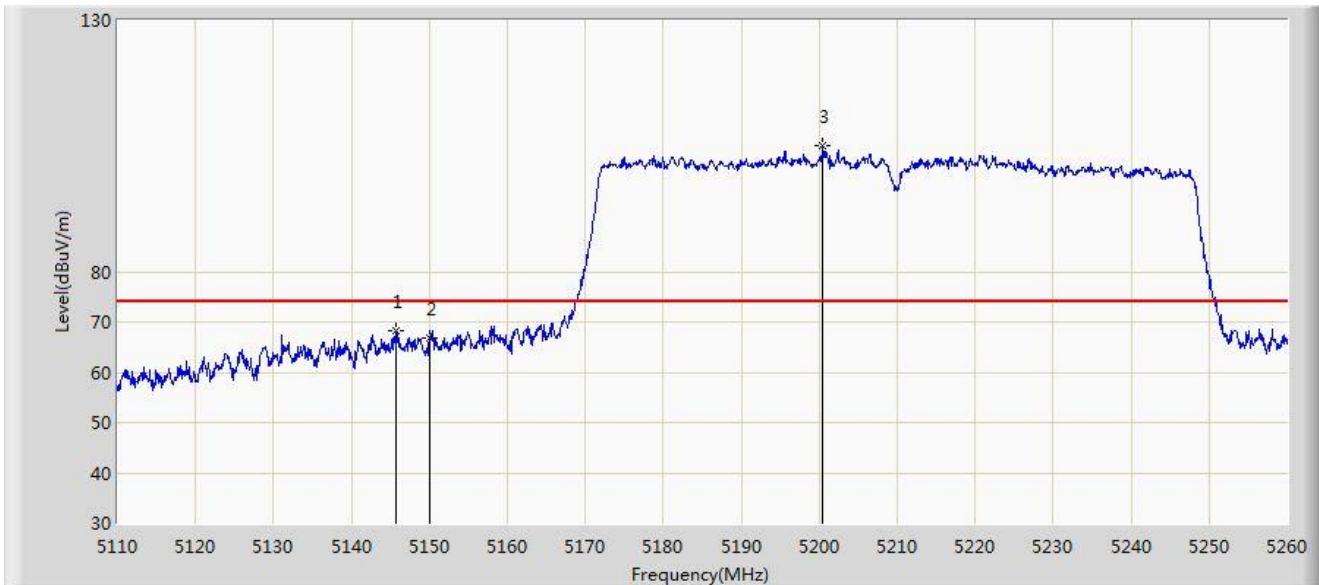
No	Mark	Frequency (MHz)	Measure Level (dB μ V/m)	Reading Level (dB μ V)	Margin (dB)	Limit (dB μ V/m)	Factor (dB/m)	Type
1		5796.038	105.943	100.058	N/A	N/A	5.885	PK
2		5850.000	58.162	52.452	-64.038	122.200	5.710	PK
3		5855.000	56.570	50.780	-54.230	110.800	5.790	PK
4		5875.000	55.343	49.430	-49.857	105.200	5.913	PK
5		5925.000	55.077	49.060	-13.123	68.200	6.016	PK
6	*	5944.087	57.543	51.574	-10.657	68.200	5.970	PK

Note 1: " * ", means this data is the worst emission level.

Note 2: Measure Level (dB μ V/m) = Reading Level (dB μ V) + Factor (dB/m).

Note 3: Factor (dB/m) = Cable Loss (dB) + Antenna Factor (dB/m) - Pre_Amplifier Gain (dB).

Site: WZ-AC2	Time: 2022/10/21 - 22:49
Limit: FCC_5G_RE(3m)	Engineer: Bob Zhang
Probe: BBHA9120D_1457_1-18GHz	Polarity: Horizontal
EUT: ACCESS POINT	Power: AC 120V/60Hz
Test Mode: Transmit by 802.11ac-VHT80 at 5210MHz	



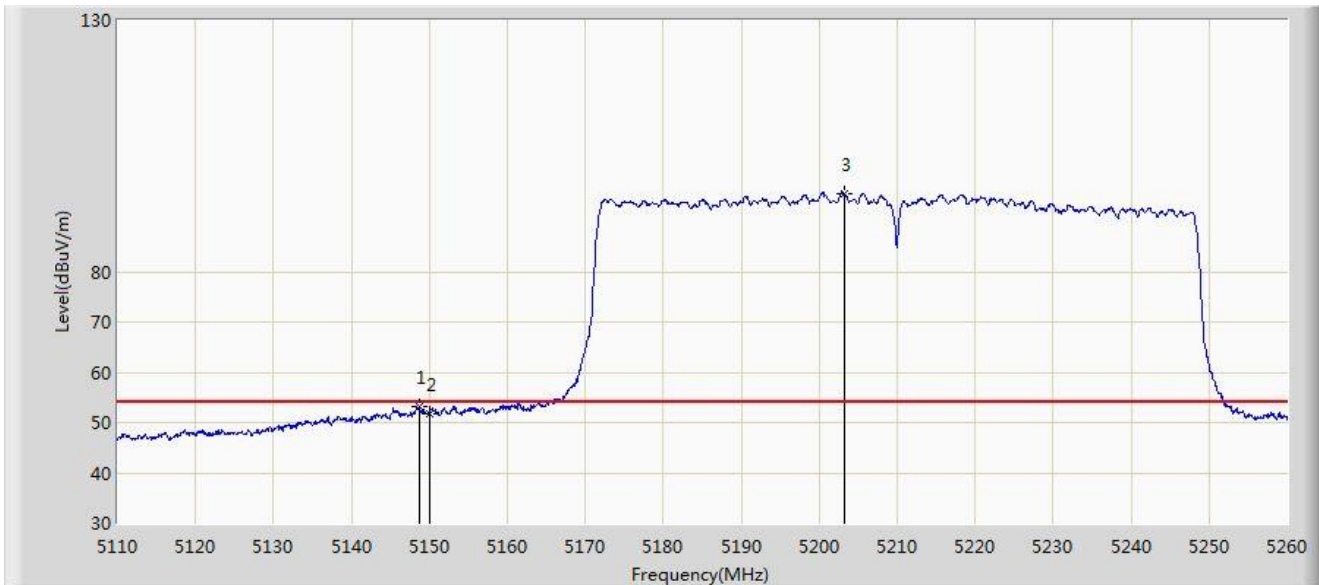
No	Mark	Frequency (MHz)	Measure Level (dB μ V/m)	Reading Level (dB μ V)	Margin (dB)	Limit (dB μ V/m)	Factor (dB/m)	Type
1	*	5145.625	68.354	64.232	-5.646	74.000	4.122	PK
2		5150.000	66.938	62.869	-7.062	74.000	4.069	PK
3		5200.450	105.008	101.227	N/A	N/A	3.781	PK

Note 1: " * ", means this data is the worst emission level.

Note 2: Measure Level (dB μ V/m) = Reading Level (dB μ V) + Factor (dB/m).

Note 3: Factor (dB/m) = Cable Loss (dB) + Antenna Factor (dB/m) - Pre_Amplifier Gain (dB).

Site: WZ-AC2	Time: 2022/10/21 - 22:46
Limit: FCC_5G_RE(3m)	Engineer: Bob Zhang
Probe: BBHA9120D_1457_1-18GHz	Polarity: Horizontal
EUT: ACCESS POINT	Power: AC 120V/60Hz
Test Mode: Transmit by 802.11ac-VHT80 at 5210MHz	



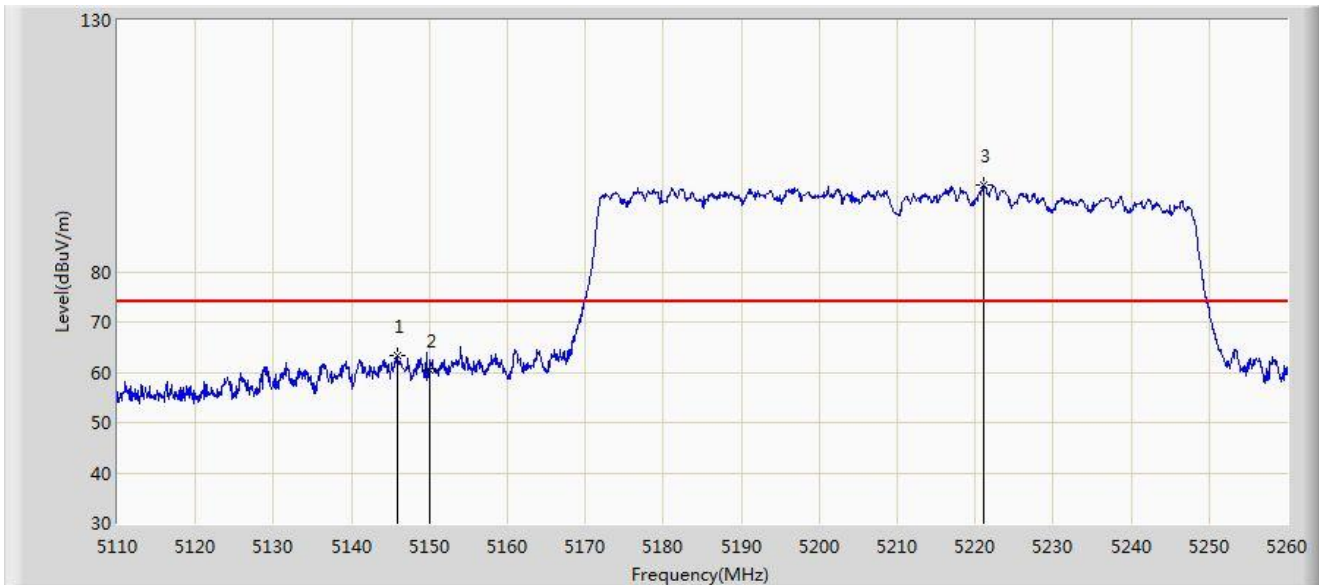
No	Mark	Frequency (MHz)	Measure Level (dB μ V/m)	Reading Level (dB μ V)	Margin (dB)	Limit (dB μ V/m)	Factor (dB/m)	Type
1	*	5148.700	53.060	48.958	-0.940	54.000	4.102	AV
2		5150.000	51.826	47.757	-2.174	54.000	4.069	AV
3		5203.225	95.644	91.868	N/A	N/A	3.776	AV

Note 1: " * ", means this data is the worst emission level.

Note 2: Measure Level (dB μ V/m) = Reading Level (dB μ V) + Factor (dB/m).

Note 3: Factor (dB/m) = Cable Loss (dB) + Antenna Factor (dB/m) - Pre_Amplifier Gain (dB).

Site: WZ-AC2	Time: 2022/10/21 - 22:52
Limit: FCC_5G_RE(3m)	Engineer: Bob Zhang
Probe: BBHA9120D_1457_1-18GHz	Polarity: Vertical
EUT: ACCESS POINT	Power: AC 120V/60Hz
Test Mode: Transmit by 802.11ac-VHT80 at 5210MHz	



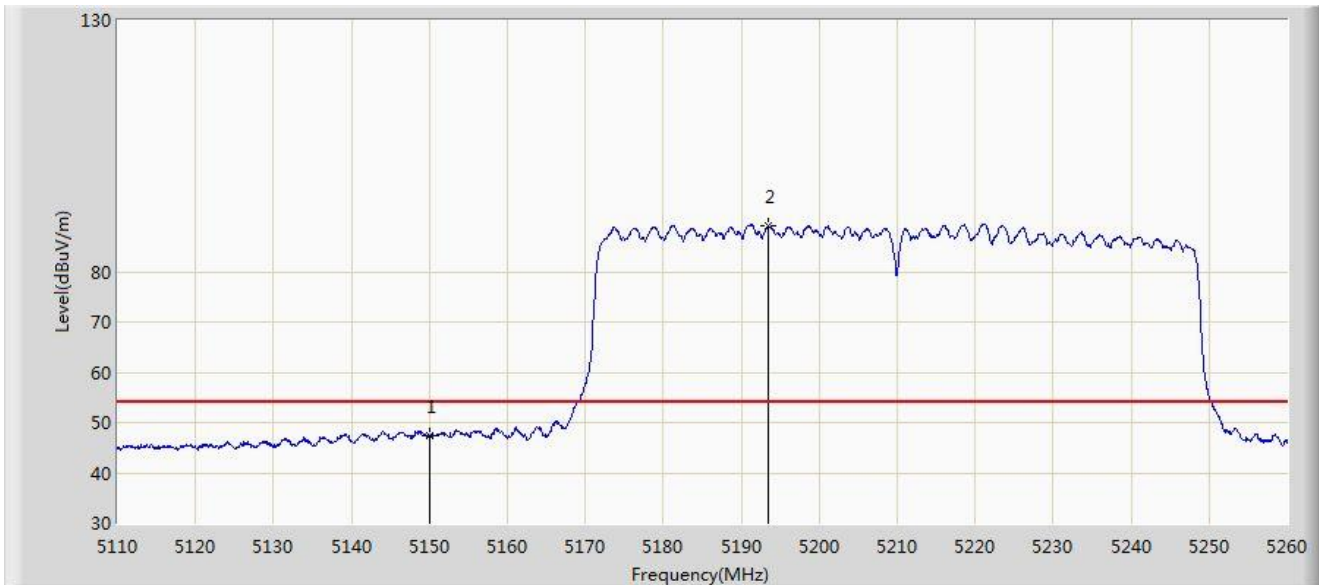
No	Mark	Frequency (MHz)	Measure Level (dB μ V/m)	Reading Level (dB μ V)	Margin (dB)	Limit (dB μ V/m)	Factor (dB/m)	Type
1	*	5145.850	63.234	59.112	-10.766	74.000	4.121	PK
2		5150.000	60.334	56.265	-13.666	74.000	4.069	PK
3		5221.150	97.262	93.515	N/A	N/A	3.747	PK

Note 1: " * ", means this data is the worst emission level.

Note 2: Measure Level (dB μ V/m) = Reading Level (dB μ V) + Factor (dB/m).

Note 3: Factor (dB/m) = Cable Loss (dB) + Antenna Factor (dB/m) - Pre_Amplifier Gain (dB).

Site: WZ-AC2	Time: 2022/10/21 - 22:53
Limit: FCC_5G_RE(3m)	Engineer: Bob Zhang
Probe: BBHA9120D_1457_1-18GHz	Polarity: Vertical
EUT: ACCESS POINT	Power: AC 120V/60Hz
Test Mode: Transmit by 802.11ac-VHT80 at 5210MHz	



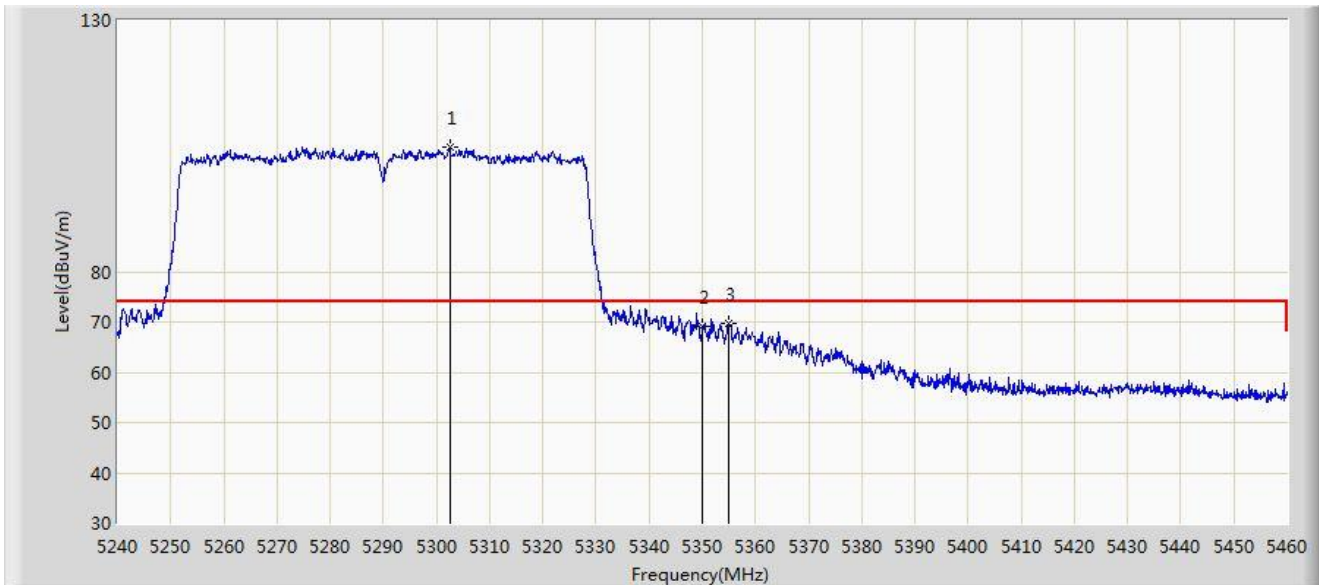
No	Mark	Frequency (MHz)	Measure Level (dB μ V/m)	Reading Level (dB μ V)	Margin (dB)	Limit (dB μ V/m)	Factor (dB/m)	Type
1	*	5150.000	47.422	43.353	-6.578	54.000	4.069	AV
2		5193.400	89.170	85.386	N/A	N/A	3.784	AV

Note 1: " * ", means this data is the worst emission level.

Note 2: Measure Level (dB μ V/m) = Reading Level (dB μ V) + Factor (dB/m).

Note 3: Factor (dB/m) = Cable Loss (dB) + Antenna Factor (dB/m) - Pre_Amplifier Gain (dB).

Site: WZ-AC2	Time: 2022/10/21 - 23:03
Limit: FCC_5G_RE(3m)	Engineer: Bob Zhang
Probe: BBHA9120D_1457_1-18GHz	Polarity: Horizontal
EUT: ACCESS POINT	Power: AC 120V/60Hz
Test Mode: Transmit by 802.11ac-VHT80 at 5290MHz	



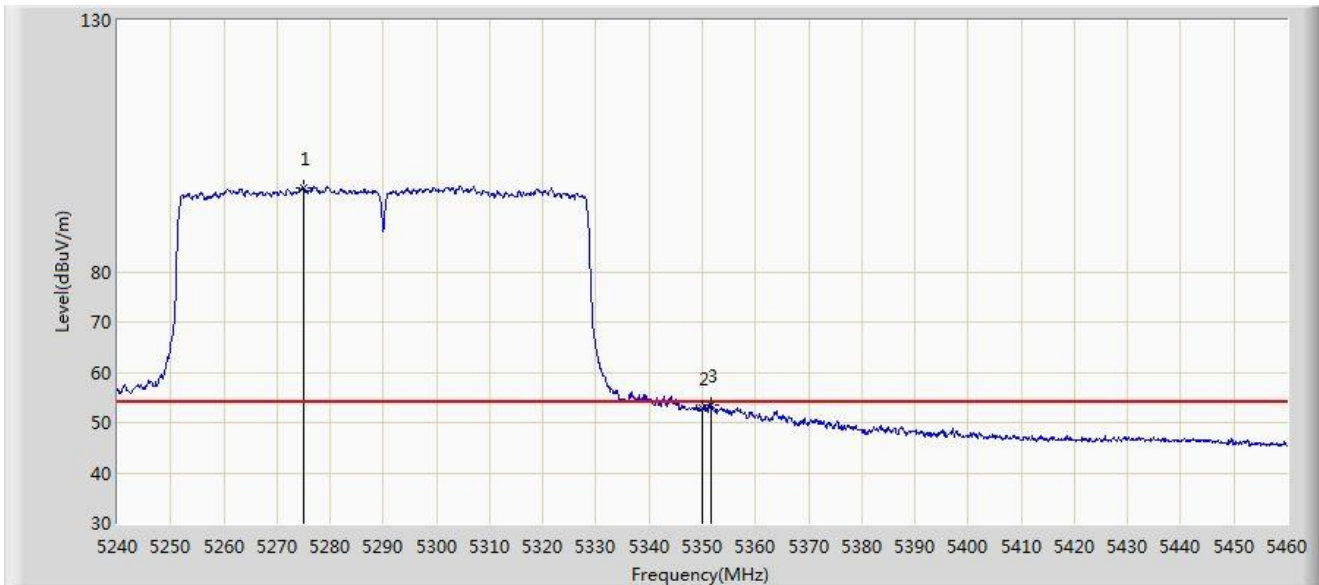
No	Mark	Frequency (MHz)	Measure Level (dB μ V/m)	Reading Level (dB μ V)	Margin (dB)	Limit (dB μ V/m)	Factor (dB/m)	Type
1		5302.480	104.847	101.246	N/A	N/A	3.600	PK
2		5350.000	69.031	65.184	-4.969	74.000	3.847	PK
3	*	5354.840	69.667	65.774	-4.333	74.000	3.894	PK

Note 1: " * ", means this data is the worst emission level.

Note 2: Measure Level (dB μ V/m) = Reading Level (dB μ V) + Factor (dB/m).

Note 3: Factor (dB/m) = Cable Loss (dB) + Antenna Factor (dB/m) - Pre_Amplifier Gain (dB).

Site: WZ-AC2	Time: 2022/10/21 - 23:01
Limit: FCC_5G_RE(3m)	Engineer: Bob Zhang
Probe: BBHA9120D_1457_1-18GHz	Polarity: Horizontal
EUT: ACCESS POINT	Power: AC 120V/60Hz
Test Mode: Transmit by 802.11ac-VHT80 at 5290MHz	



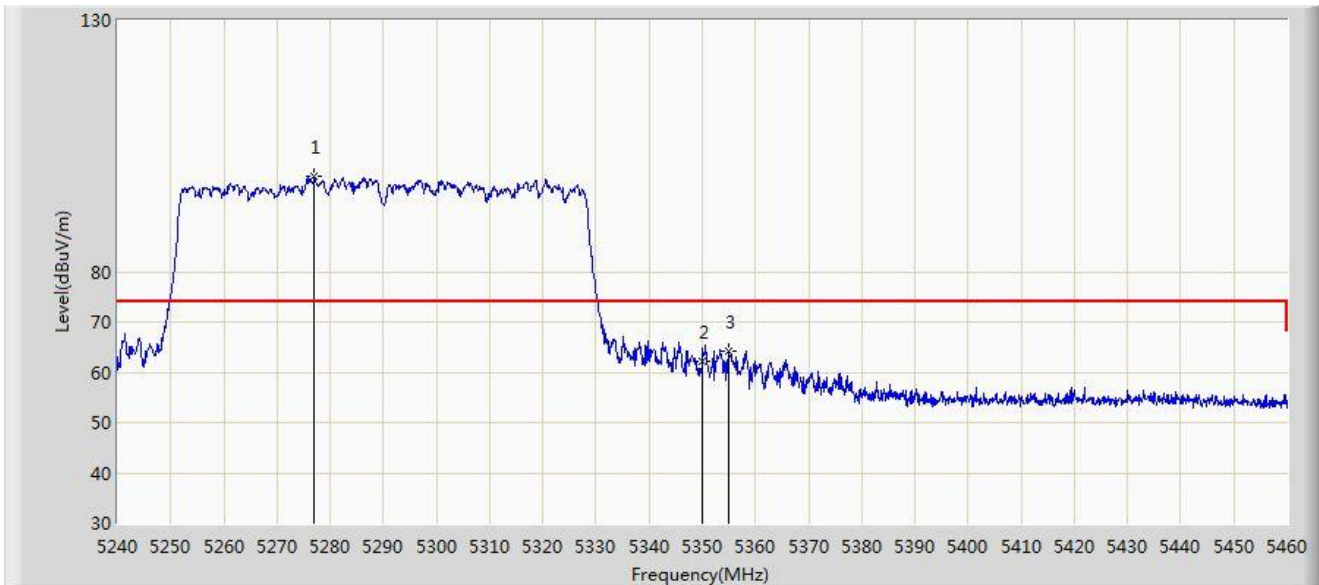
No	Mark	Frequency (MHz)	Measure Level (dB μ V/m)	Reading Level (dB μ V)	Margin (dB)	Limit (dB μ V/m)	Factor (dB/m)	Type
1		5275.090	96.777	93.194	N/A	N/A	3.583	AV
2		5350.000	52.938	49.091	-1.062	54.000	3.847	AV
3	*	5351.760	53.529	49.651	-0.471	54.000	3.878	AV

Note 1: " * ", means this data is the worst emission level.

Note 2: Measure Level (dB μ V/m) = Reading Level (dB μ V) + Factor (dB/m).

Note 3: Factor (dB/m) = Cable Loss (dB) + Antenna Factor (dB/m) - Pre_Amplifier Gain (dB).

Site: WZ-AC2	Time: 2022/10/21 - 23:04
Limit: FCC_5G_RE(3m)	Engineer: Bob Zhang
Probe: BBHA9120D_1457_1-18GHz	Polarity: Vertical
EUT: ACCESS POINT	Power: AC 120V/60Hz
Test Mode: Transmit by 802.11ac-VHT80 at 5290MHz	



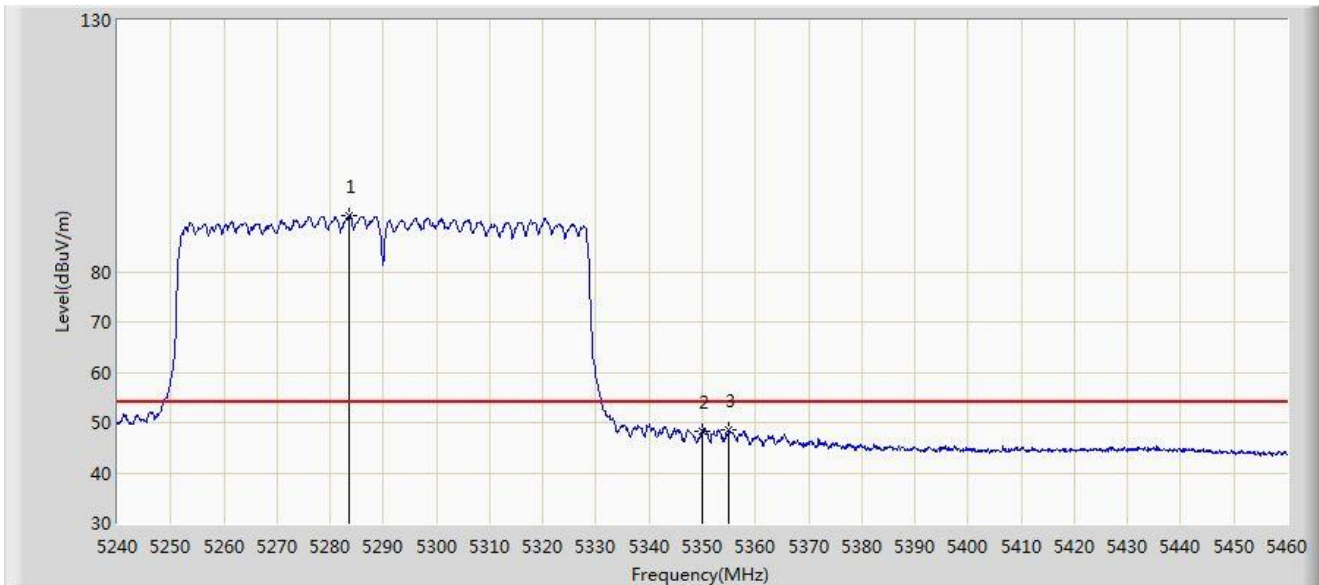
No	Mark	Frequency (MHz)	Measure Level (dB μ V/m)	Reading Level (dB μ V)	Margin (dB)	Limit (dB μ V/m)	Factor (dB/m)	Type
1		5276.960	99.042	95.435	N/A	N/A	3.607	PK
2		5350.000	62.136	58.289	-11.864	74.000	3.847	PK
3	*	5354.950	64.333	60.439	-9.667	74.000	3.894	PK

Note 1: " * ", means this data is the worst emission level.

Note 2: Measure Level (dB μ V/m) = Reading Level (dB μ V) + Factor (dB/m).

Note 3: Factor (dB/m) = Cable Loss (dB) + Antenna Factor (dB/m) - Pre_Amplifier Gain (dB).

Site: WZ-AC2	Time: 2022/10/21 - 23:06
Limit: FCC_5G_RE(3m)	Engineer: Bob Zhang
Probe: BBHA9120D_1457_1-18GHz	Polarity: Vertical
EUT: ACCESS POINT	Power: AC 120V/60Hz
Test Mode: Transmit by 802.11ac-VHT80 at 5290MHz	



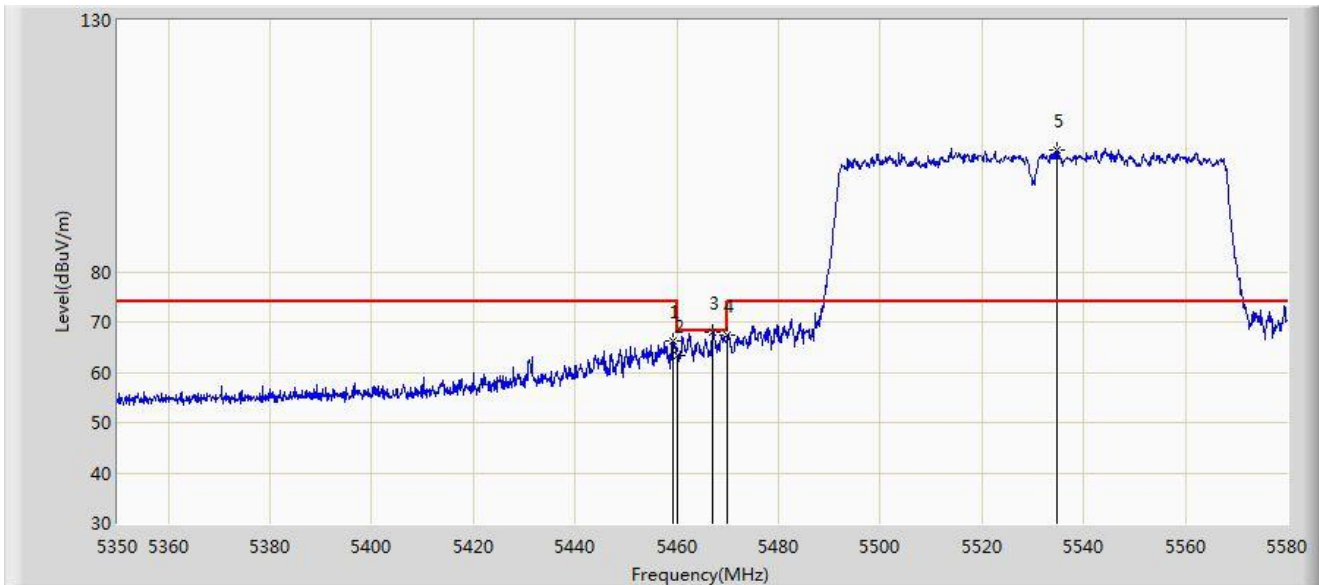
No	Mark	Frequency (MHz)	Measure Level (dB μ V/m)	Reading Level (dB μ V)	Margin (dB)	Limit (dB μ V/m)	Factor (dB/m)	Type
1		5283.670	91.160	87.491	N/A	N/A	3.669	AV
2		5350.000	48.181	44.334	-5.819	54.000	3.847	AV
3	*	5355.060	48.536	44.642	-5.464	54.000	3.895	AV

Note 1: " * ", means this data is the worst emission level.

Note 2: Measure Level (dB μ V/m) = Reading Level (dB μ V) + Factor (dB/m).

Note 3: Factor (dB/m) = Cable Loss (dB) + Antenna Factor (dB/m) - Pre_Amplifier Gain (dB).

Site: WZ-AC2	Time: 2022/10/21 - 23:17
Limit: FCC_5G_RE(3m)	Engineer: Bob Zhang
Probe: BBHA9120D_1457_1-18GHz	Polarity: Horizontal
EUT: ACCESS POINT	Power: AC 120V/60Hz
Test Mode: Transmit by 802.11ac-VHT80 at 5530MHz	



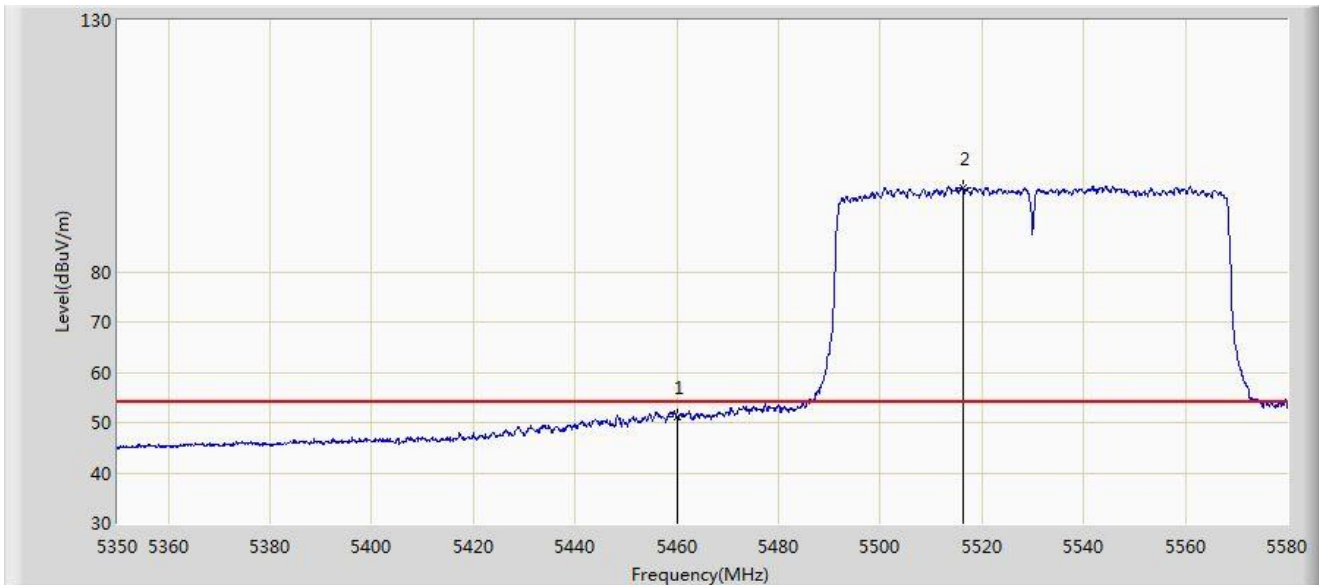
No	Mark	Frequency (MHz)	Measure Level (dB μ V/m)	Reading Level (dB μ V)	Margin (dB)	Limit (dB μ V/m)	Factor (dB/m)	Type
1		5459.135	66.268	62.436	-7.732	74.000	3.832	PK
2		5460.000	63.422	59.594	-10.578	74.000	3.828	PK
3	*	5467.070	67.983	64.186	-0.217	68.200	3.798	PK
4		5470.000	67.367	63.583	-0.833	68.200	3.785	PK
5		5534.690	104.081	100.209	N/A	N/A	3.872	PK

Note 1: " * ", means this data is the worst emission level.

Note 2: Measure Level (dB μ V/m) = Reading Level (dB μ V) + Factor (dB/m).

Note 3: Factor (dB/m) = Cable Loss (dB) + Antenna Factor (dB/m) - Pre_Amplifier Gain (dB).

Site: WZ-AC2	Time: 2022/10/21 - 23:19
Limit: FCC_5G_RE(3m)	Engineer: Bob Zhang
Probe: BBHA9120D_1457_1-18GHz	Polarity: Horizontal
EUT: ACCESS POINT	Power: AC 120V/60Hz
Test Mode: Transmit by 802.11ac-VHT80 at 5530MHz	



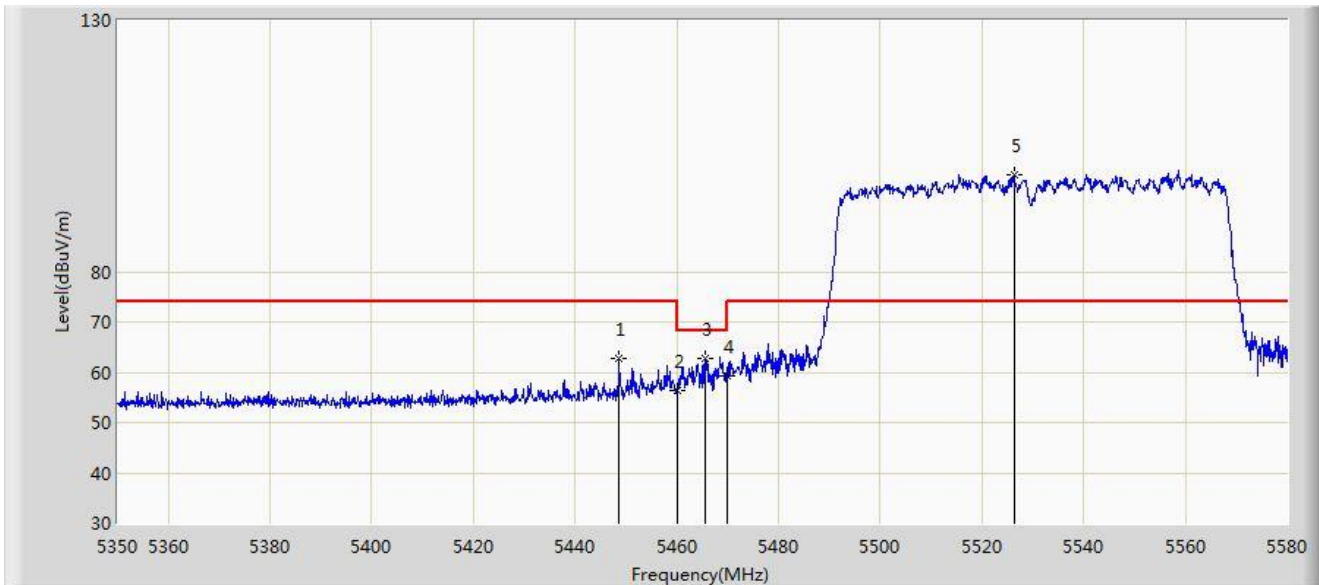
No	Mark	Frequency (MHz)	Measure Level (dB μ V/m)	Reading Level (dB μ V)	Margin (dB)	Limit (dB μ V/m)	Factor (dB/m)	Type
1	*	5460.000	51.239	47.411	-2.761	54.000	3.828	AV
2		5516.175	96.694	92.661	N/A	N/A	4.034	AV

Note 1: " * ", means this data is the worst emission level.

Note 2: Measure Level (dB μ V/m) = Reading Level (dB μ V) + Factor (dB/m).

Note 3: Factor (dB/m) = Cable Loss (dB) + Antenna Factor (dB/m) - Pre_Amplifier Gain (dB).

Site: WZ-AC2	Time: 2022/10/21 - 23:47
Limit: FCC_5G_RE(3m)	Engineer: Bob Zhang
Probe: BBHA9120D_1457_1-18GHz	Polarity: Vertical
EUT: ACCESS POINT	Power: AC 120V/60Hz
Test Mode: Transmit by 802.11ac-VHT80 at 55530MHz	



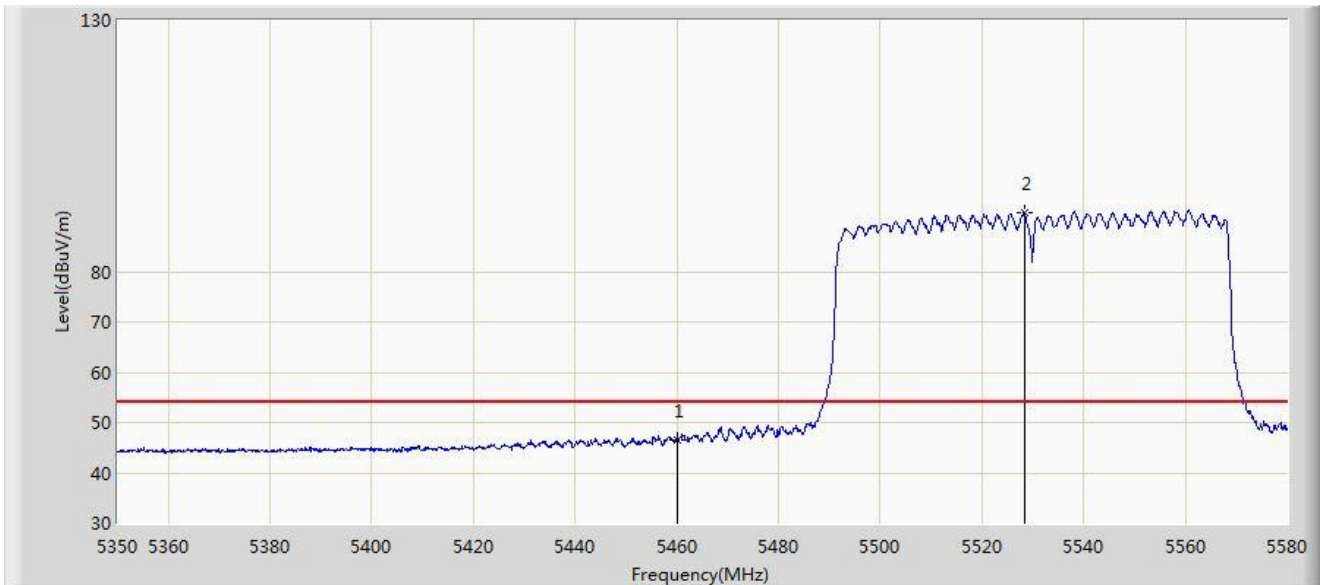
No	Mark	Frequency (MHz)	Measure Level (dB μ V/m)	Reading Level (dB μ V)	Margin (dB)	Limit (dB μ V/m)	Factor (dB/m)	Type
1		5448.670	62.639	58.640	-11.361	74.000	4.000	PK
2		5460.000	56.446	52.618	-17.554	74.000	3.828	PK
3	*	5465.460	62.742	58.938	-5.458	68.200	3.805	PK
4		5470.000	59.153	55.369	-9.047	68.200	3.785	PK
5		5526.295	99.189	95.236	N/A	N/A	3.954	PK

Note 1: " * ", means this data is the worst emission level.

Note 2: Measure Level (dB μ V/m) = Reading Level (dB μ V) + Factor (dB/m).

Note 3: Factor (dB/m) = Cable Loss (dB) + Antenna Factor (dB/m) - Pre_Amplifier Gain (dB).

Site: WZ-AC2	Time: 2022/10/21 - 23:49
Limit: FCC_5G_RE(3m)	Engineer: Bob Zhang
Probe: BBHA9120D_1457_1-18GHz	Polarity: Vertical
EUT: ACCESS POINT	Power: AC 120V/60Hz
Test Mode: Transmit by 802.11ac-VHT80 at 55530MHz	



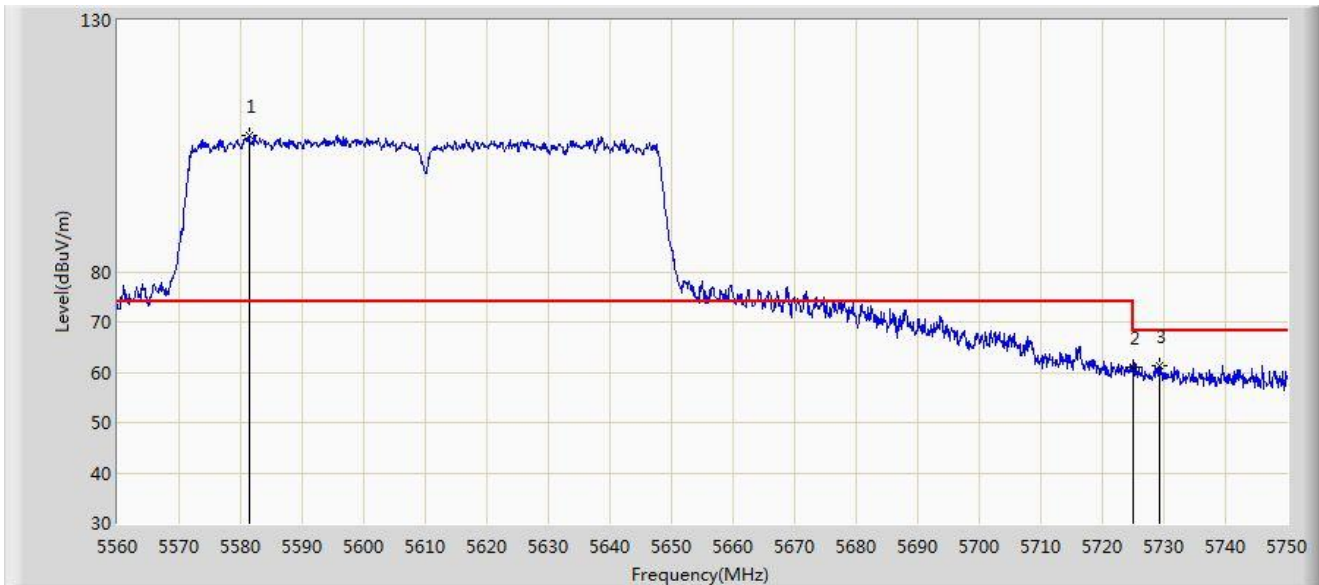
No	Mark	Frequency (MHz)	Measure Level (dB μ V/m)	Reading Level (dB μ V)	Margin (dB)	Limit (dB μ V/m)	Factor (dB/m)	Type
1	*	5460.000	46.642	42.814	-7.358	54.000	3.828	AV
2		5528.365	91.764	87.823	N/A	N/A	3.941	AV

Note 1: " * ", means this data is the worst emission level.

Note 2: Measure Level (dB μ V/m) = Reading Level (dB μ V) + Factor (dB/m).

Note 3: Factor (dB/m) = Cable Loss (dB) + Antenna Factor (dB/m) - Pre_Amplifier Gain (dB).

Site: WZ-AC2	Time: 2022/10/21 - 23:53
Limit: FCC_5G_RE(3m)	Engineer: Bob Zhang
Probe: BBHA9120D_1457_1-18GHz	Polarity: Horizontal
EUT: ACCESS POINT	Power: AC 120V/60Hz
Test Mode: Transmit by 802.11ac-VHT80 at 5610MHz	



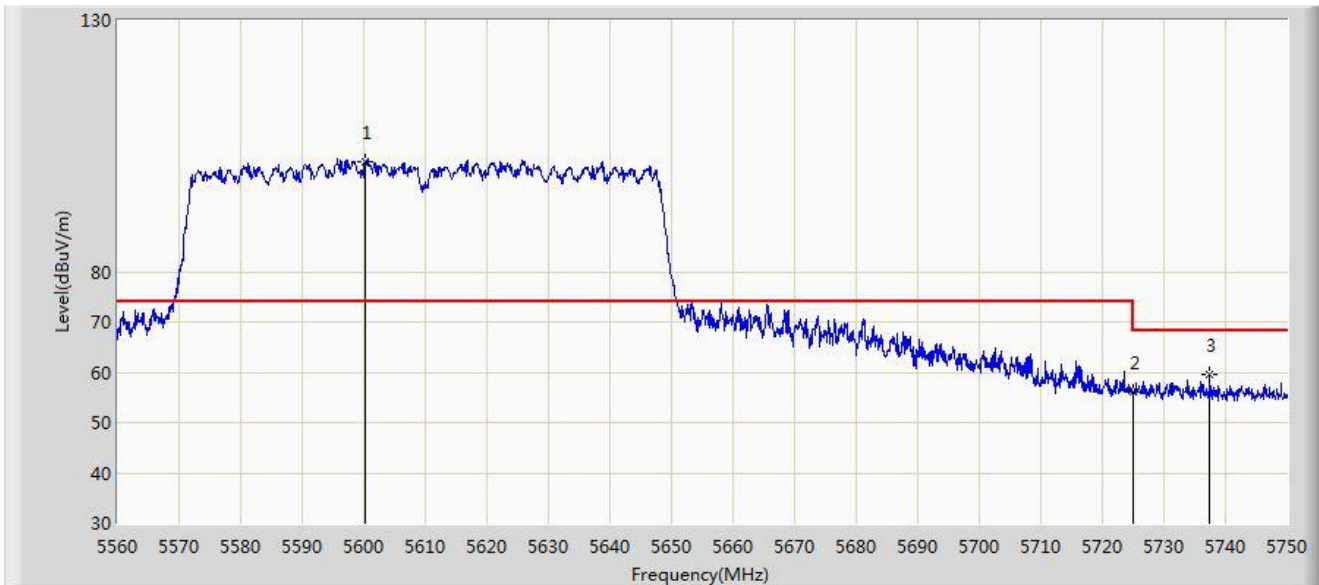
No	Mark	Frequency (MHz)	Measure Level (dB μ V/m)	Reading Level (dB μ V)	Margin (dB)	Limit (dB μ V/m)	Factor (dB/m)	Type
1		5581.375	107.063	102.457	N/A	N/A	4.606	PK
2		5725.000	61.125	55.649	-7.075	68.200	5.476	PK
3	*	5729.385	61.283	55.770	-6.917	68.200	5.512	PK

Note 1: " * ", means this data is the worst emission level.

Note 2: Measure Level (dB μ V/m) = Reading Level (dB μ V) + Factor (dB/m).

Note 3: Factor (dB/m) = Cable Loss (dB) + Antenna Factor (dB/m) - Pre_Amplifier Gain (dB).

Site: WZ-AC2	Time: 2022/10/21 - 23:55
Limit: FCC_5G_RE(3m)	Engineer: Bob Zhang
Probe: BBHA9120D_1457_1-18GHz	Polarity: Vertical
EUT: ACCESS POINT	Power: AC 120V/60Hz
Test Mode: Transmit by 802.11ac-VHT80 at 5610MHz	



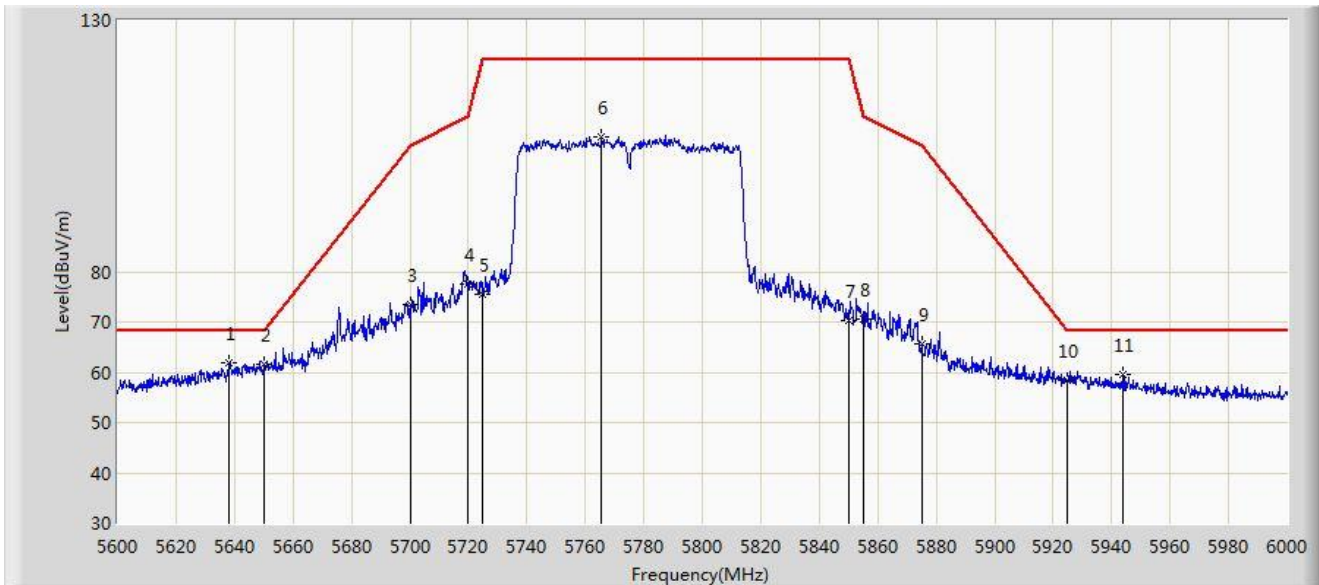
No	Mark	Frequency (MHz)	Measure Level (dB μ V/m)	Reading Level (dB μ V)	Margin (dB)	Limit (dB μ V/m)	Factor (dB/m)	Type
1		5600.185	101.960	97.418	N/A	N/A	4.542	PK
2		5725.000	56.146	50.670	-12.054	68.200	5.476	PK
3	*	5737.460	59.647	54.083	-8.553	68.200	5.564	PK

Note 1: " * ", means this data is the worst emission level.

Note 2: Measure Level (dB μ V/m) = Reading Level (dB μ V) + Factor (dB/m).

Note 3: Factor (dB/m) = Cable Loss (dB) + Antenna Factor (dB/m) - Pre_Amplifier Gain (dB).

Site: WZ-AC2	Time: 2022/10/21 - 23:57
Limit: FCC_5.8G_RE(3m)	Engineer: Bob Zhang
Probe: BBHA9120D_1457_1-18GHz	Polarity: Horizontal
EUT: ACCESS POINT	Power: AC 120V/60Hz
Test Mode: Transmit by 802.11ac-VHT80 at 5775MHz	



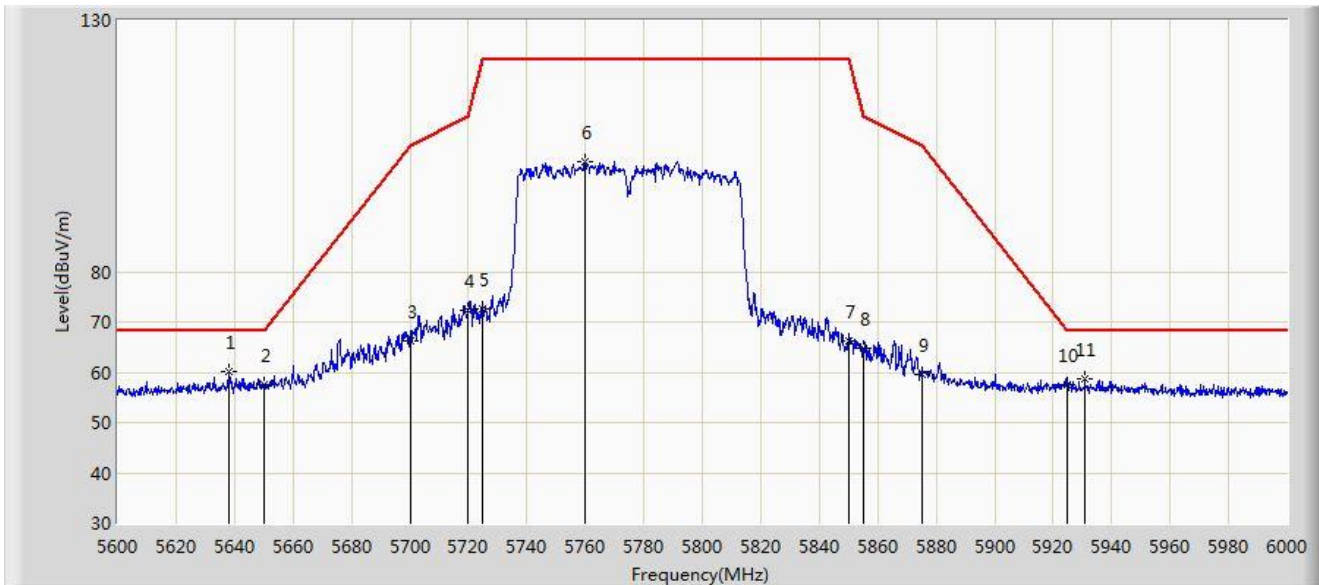
No	Mark	Frequency (MHz)	Measure Level (dBμV/m)	Reading Level (dBμV)	Margin (dB)	Limit (dBμV/m)	Factor (dB/m)	Type
1	*	5638.200	62.025	57.053	-6.175	68.200	4.972	PK
2		5650.000	61.452	56.320	-6.748	68.200	5.132	PK
3		5700.000	73.474	68.346	-31.726	105.200	5.129	PK
4		5720.000	77.681	72.289	-33.119	110.800	5.392	PK
5		5725.000	75.553	70.077	-46.647	122.200	5.476	PK
6		5765.600	106.891	101.478	N/A	N/A	5.413	PK
7		5850.000	70.297	64.587	-51.903	122.200	5.710	PK
8		5855.000	70.514	64.724	-40.286	110.800	5.790	PK
9		5875.000	65.673	59.760	-39.527	105.200	5.913	PK
10		5925.000	58.439	52.422	-9.761	68.200	6.016	PK
11		5943.800	59.504	53.530	-8.696	68.200	5.974	PK

Note 1: " * ", means this data is the worst emission level.

Note 2: Measure Level (dBμV/m) = Reading Level (dBμV) + Factor (dB/m).

Note 3: Factor (dB/m) = Cable Loss (dB) + Antenna Factor (dB/m) - Pre_Amplifier Gain (dB).

Site: WZ-AC2	Test Date: 2022-10-22
Limit: FCC_5.8G_RE(3m)	Engineer: Bob Zhang
Probe: BBHA9120D_1457_1-18GHz	Polarity: Vertical
EUT: ACCESS POINT	Power: AC 120V/60Hz
Test Mode: Transmit by 802.11ac-VHT80 at 5775MHz	



No	Mark	Frequency (MHz)	Measure Level (dB μ V/m)	Reading Level (dB μ V)	Margin (dB)	Limit (dB μ V/m)	Factor (dB/m)	Type
1	*	5638.000	60.040	55.073	-8.160	68.200	4.968	PK
2		5650.000	57.564	52.432	-10.636	68.200	5.132	PK
3		5700.000	66.373	61.245	-38.827	105.200	5.129	PK
4		5720.000	72.257	66.865	-38.543	110.800	5.392	PK
5		5725.000	72.543	67.067	-49.657	122.200	5.476	PK
6		5760.000	101.853	96.484	N/A	N/A	5.369	PK
7		5850.000	66.152	60.442	-56.048	122.200	5.710	PK
8		5855.000	64.845	59.055	-45.955	110.800	5.790	PK
9		5875.000	59.509	53.596	-45.691	105.200	5.913	PK
10		5925.000	57.627	51.610	-10.573	68.200	6.016	PK
11		5930.800	58.727	52.617	-9.473	68.200	6.110	PK

Note 1: "*" , means this data is the worst emission level.

Note 2: Measure Level (dB μ V/m) = Reading Level (dB μ V) + Factor (dB/m).

Note 3: Factor (dB/m) = Cable Loss (dB) + Antenna Factor (dB/m) - Pre_Amplifier Gain (dB).

Site: WZ-AC2	Test Date: 2022-10-22
Limit: FCC_5G_RE(3m)	Engineer: Bob Zhang
Probe: BBHA9120D_1457_1-18GHz	Polarity: Horizontal
EUT: ACCESS POINT	Power: AC 120V/60Hz
Test Mode: Transmit by 802.11ax-HE20 at 5180MHz	



No	Mark	Frequency (MHz)	Measure Level (dB μ V/m)	Reading Level (dB μ V)	Margin (dB)	Limit (dB μ V/m)	Factor (dB/m)	Type
1	*	5148.160	69.710	65.595	-4.290	74.000	4.115	PK
2		5150.000	65.330	61.261	-8.670	74.000	4.069	PK
3		5176.960	113.887	110.109	N/A	N/A	3.778	PK

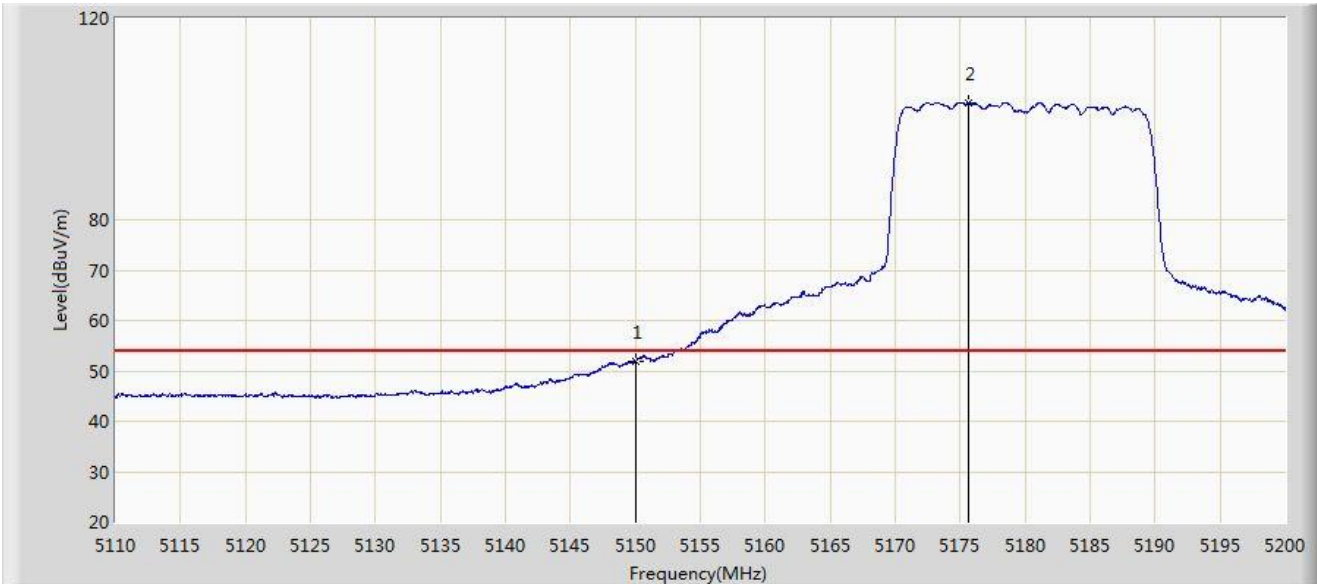
Note 1: " * ", means this data is the worst emission level.

Note 2: Measure Level (dB μ V/m) = Reading Level (dB μ V) + Factor (dB/m).

Note 3: Factor (dB/m) = Cable Loss (dB) + Antenna Factor (dB/m) - Pre_Amplifier Gain (dB).

Site: WZ-AC2	Test Date: 2022-10-22
--------------	-----------------------

Limit: FCC_5G_RE(3m)	Engineer: Bob Zhang
Probe: BBHA9120D_1457_1-18GHz	Polarity: Horizontal
EUT: ACCESS POINT	Power: AC 120V/60Hz
Test Mode: Transmit by 802.11ax-HE20 at 5180MHz	



No	Mark	Frequency (MHz)	Measure Level (dB μ V/m)	Reading Level (dB μ V)	Margin (dB)	Limit (dB μ V/m)	Factor (dB/m)	Type
1	*	5150.000	51.874	47.805	-2.126	54.000	4.069	AV
2		5175.610	103.092	99.313	N/A	N/A	3.779	AV

Note 1: " * ", means this data is the worst emission level.

Note 2: Measure Level (dB μ V/m) = Reading Level (dB μ V) + Factor (dB/m).

Note 3: Factor (dB/m) = Cable Loss (dB) + Antenna Factor (dB/m) - Pre_Amplifier Gain (dB).

Site: WZ-AC2	Test Date: 2022-10-22
Limit: FCC_5G_RE(3m)	Engineer: Bob Zhang
Probe: BBHA9120D_1457_1-18GHz	Polarity: Vertical
EUT: ACCESS POINT	Power: AC 120V/60Hz
Test Mode: Transmit by 802.11ax-HE20 at 5180MHz	



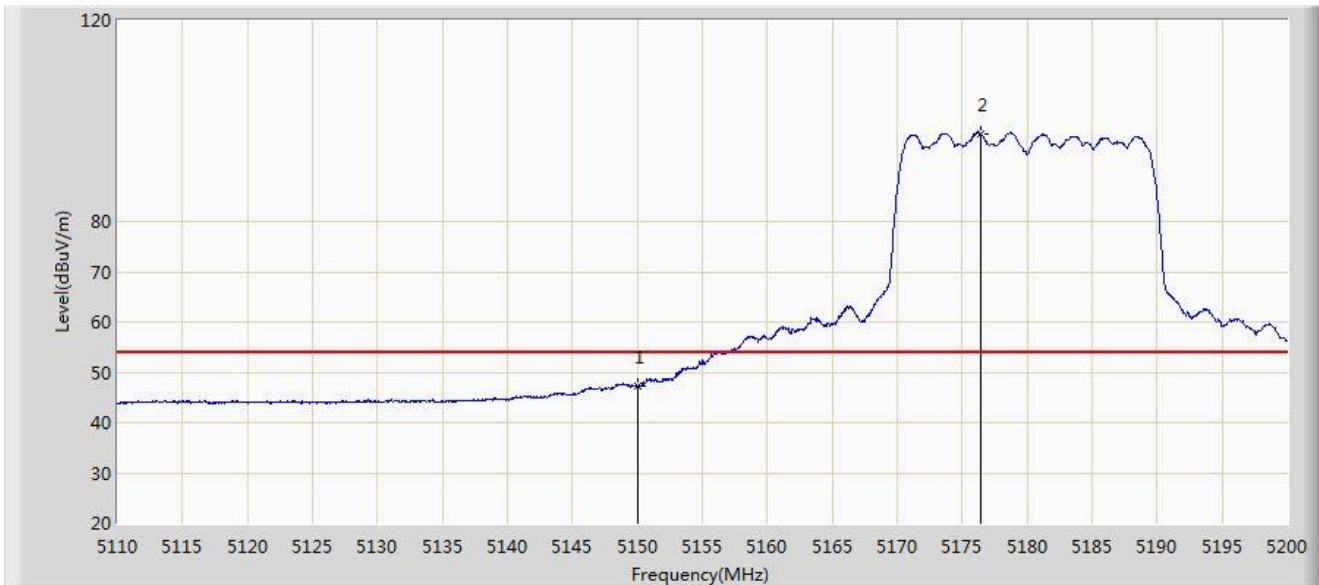
No	Mark	Frequency (MHz)	Measure Level (dBμV/m)	Reading Level (dBμV)	Margin (dB)	Limit (dBμV/m)	Factor (dB/m)	Type
1	*	5148.790	64.044	59.945	-9.956	74.000	4.100	PK
2		5150.000	61.172	57.103	-12.828	74.000	4.069	PK
3		5181.280	108.120	104.344	N/A	N/A	3.776	PK

Note 1: " * ", means this data is the worst emission level.

Note 2: Measure Level (dBμV/m) = Reading Level (dBμV) + Factor (dB/m).

Note 3: Factor (dB/m) = Cable Loss (dB) + Antenna Factor (dB/m) - Pre_Amplifier Gain (dB).

Site: WZ-AC2	Test Date: 2022-10-22
Limit: FCC_5G_RE(3m)	Engineer: Bob Zhang
Probe: BBHA9120D_1457_1-18GHz	Polarity: Vertical
EUT: ACCESS POINT	Power: AC 120V/60Hz
Test Mode: Transmit by 802.11ax-HE20 at 5180MHz	



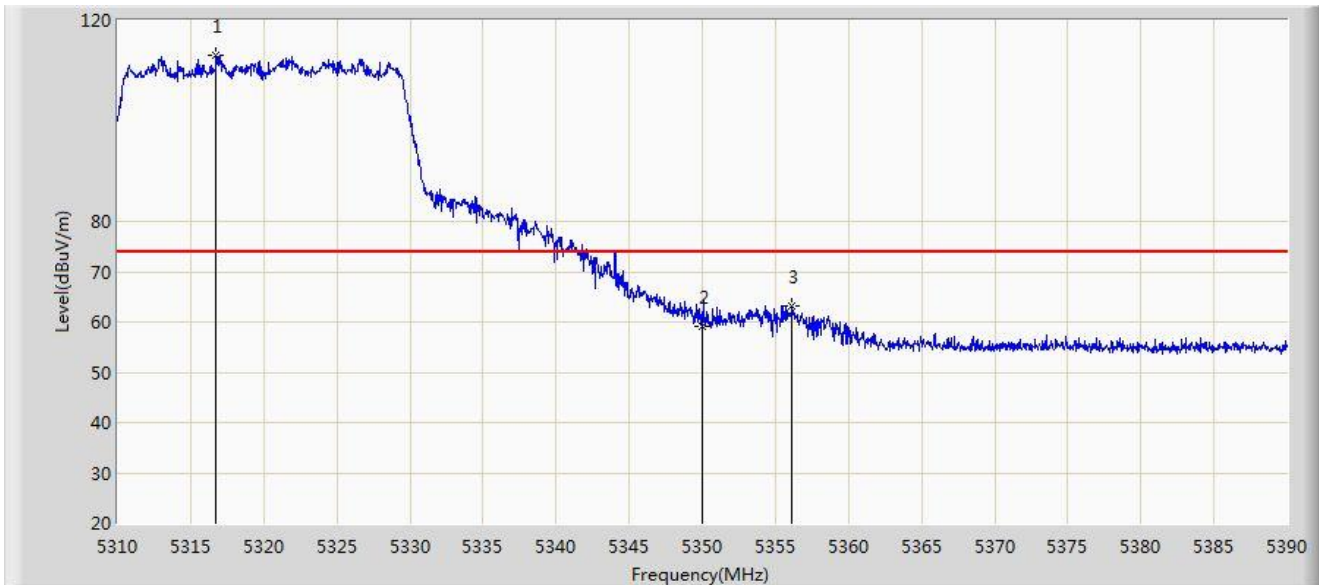
No	Mark	Frequency (MHz)	Measure Level (dB μ V/m)	Reading Level (dB μ V)	Margin (dB)	Limit (dB μ V/m)	Factor (dB/m)	Type
1	*	5150.000	47.228	43.159	-6.772	54.000	4.069	AV
2		5176.420	97.279	93.500	N/A	N/A	3.778	AV

Note 1: " * ", means this data is the worst emission level.

Note 2: Measure Level (dB μ V/m) = Reading Level (dB μ V) + Factor (dB/m).

Note 3: Factor (dB/m) = Cable Loss (dB) + Antenna Factor (dB/m) - Pre_Amplifier Gain (dB).

Site: WZ-AC2	Test Date: 2022-10-22
Limit: FCC_5G_RE(3m)	Engineer: Bob Zhang
Probe: BBHA9120D_1457_1-18GHz	Polarity: Horizontal
EUT: ACCESS POINT	Power: AC 120V/60Hz
Test Mode: Transmit by 802.11ax-HE20 at 5320MHz	



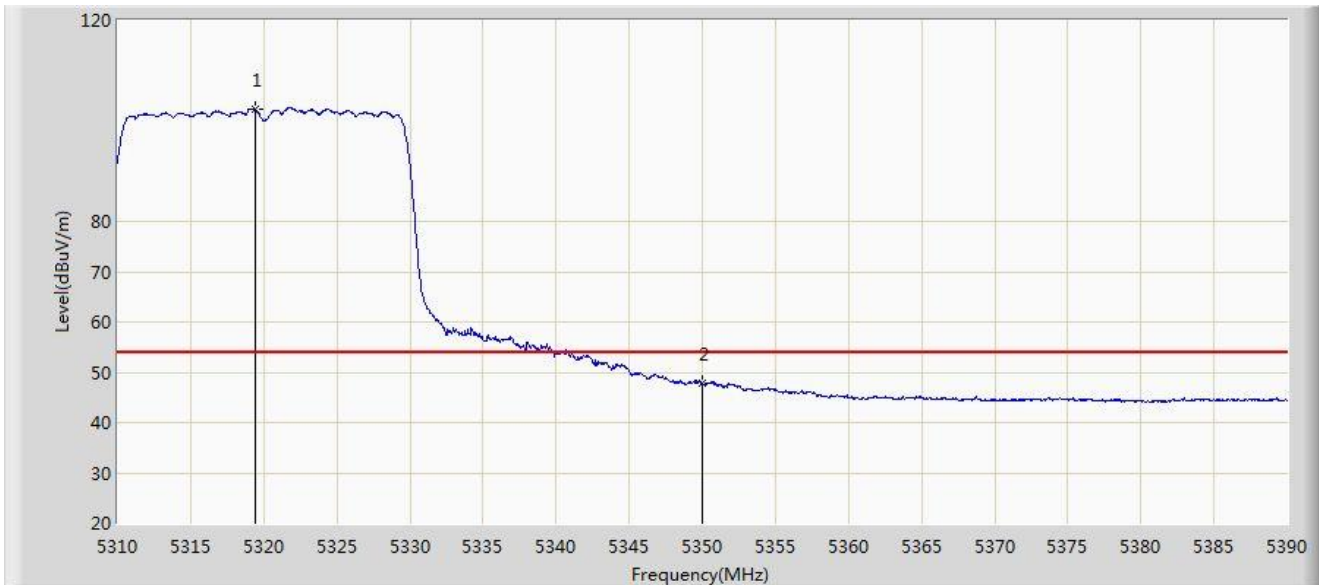
No	Mark	Frequency (MHz)	Measure Level (dB μ V/m)	Reading Level (dB μ V)	Margin (dB)	Limit (dB μ V/m)	Factor (dB/m)	Type
1		5316.720	113.062	109.573	N/A	N/A	3.490	PK
2		5350.000	59.079	55.232	-14.921	74.000	3.847	PK
3	*	5356.160	63.053	59.155	-10.947	74.000	3.899	PK

Note 1: " * ", means this data is the worst emission level.

Note 2: Measure Level (dB μ V/m) = Reading Level (dB μ V) + Factor (dB/m).

Note 3: Factor (dB/m) = Cable Loss (dB) + Antenna Factor (dB/m) - Pre_Amplifier Gain (dB).

Site: WZ-AC2	Test Date: 2022-10-22
Limit: FCC_5G_RE(3m)	Engineer: Bob Zhang
Probe: BBHA9120D_1457_1-18GHz	Polarity: Horizontal
EUT: ACCESS POINT	Power: AC 120V/60Hz
Test Mode: Transmit by 802.11ax-HE20 at 5320MHz	



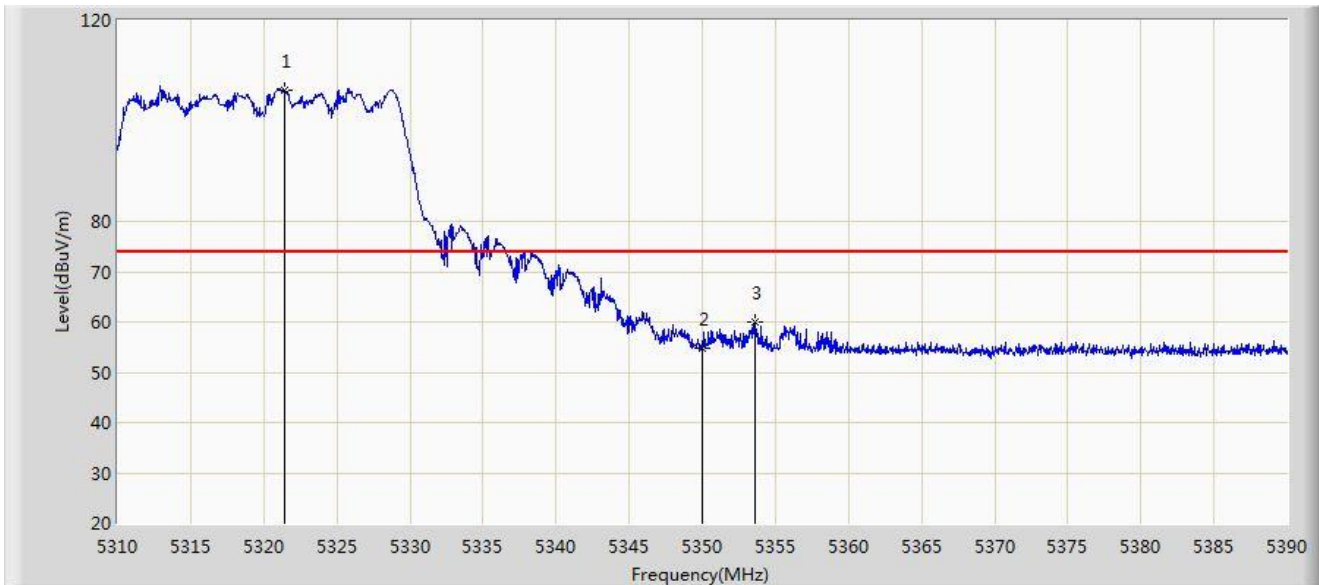
No	Mark	Frequency (MHz)	Measure Level (dB μ V/m)	Reading Level (dB μ V)	Margin (dB)	Limit (dB μ V/m)	Factor (dB/m)	Type
1		5319.400	102.297	98.794	N/A	N/A	3.503	AV
2	*	5350.000	47.688	43.841	-6.312	54.000	3.847	AV

Note 1: " * ", means this data is the worst emission level.

Note 2: Measure Level (dB μ V/m) = Reading Level (dB μ V) + Factor (dB/m).

Note 3: Factor (dB/m) = Cable Loss (dB) + Antenna Factor (dB/m) - Pre_Amplifier Gain (dB).

Site: WZ-AC2	Test Date: 2022-10-22
Limit: FCC_5G_RE(3m)	Engineer: Bob Zhang
Probe: BBHA9120D_1457_1-18GHz	Polarity: Vertical
EUT: ACCESS POINT	Power: AC 120V/60Hz
Test Mode: Transmit by 802.11ax-HE20 at 5320MHz	



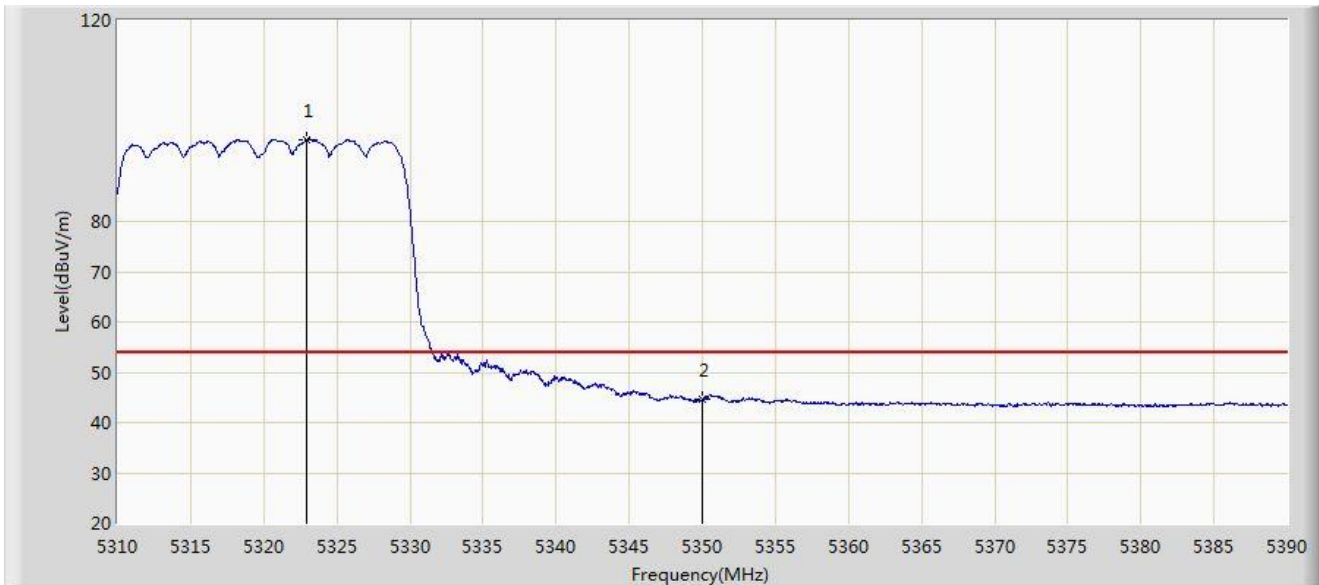
No	Mark	Frequency (MHz)	Measure Level (dBμV/m)	Reading Level (dBμV)	Margin (dB)	Limit (dBμV/m)	Factor (dB/m)	Type
1		5321.440	106.219	102.687	N/A	N/A	3.533	PK
2		5350.000	54.796	50.949	-19.204	74.000	3.847	PK
3	*	5353.600	60.046	56.158	-13.954	74.000	3.889	PK

Note 1: " * ", means this data is the worst emission level.

Note 2: Measure Level (dBμV/m) = Reading Level (dBμV) + Factor (dB/m).

Note 3: Factor (dB/m) = Cable Loss (dB) + Antenna Factor (dB/m) - Pre_Amplifier Gain (dB).

Site: WZ-AC2	Test Date: 2022-10-22
Limit: FCC_5G_RE(3m)	Engineer: Bob Zhang
Probe: BBHA9120D_1457_1-18GHz	Polarity: Vertical
EUT: ACCESS POINT	Power: AC 120V/60Hz
Test Mode: Transmit by 802.11ax-HE20 at 5320MHz	



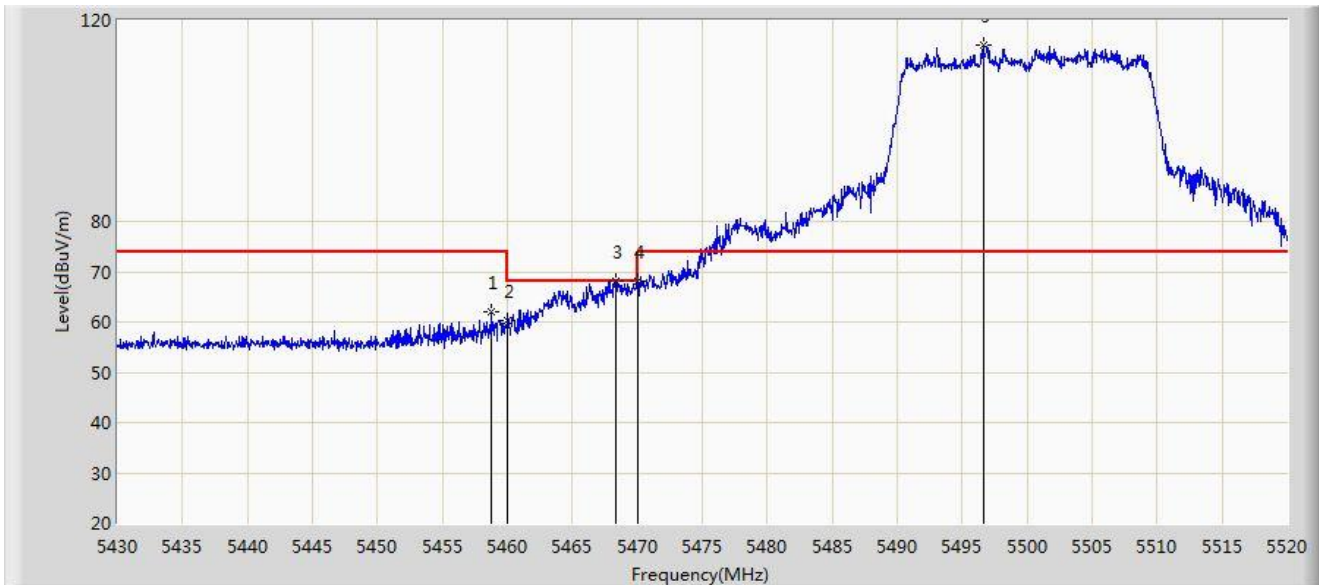
No	Mark	Frequency (MHz)	Measure Level (dB μ V/m)	Reading Level (dB μ V)	Margin (dB)	Limit (dB μ V/m)	Factor (dB/m)	Type
1		5322.960	96.245	92.691	N/A	N/A	3.555	AV
2	*	5350.000	44.562	40.715	-9.438	54.000	3.847	AV

Note 1: " * ", means this data is the worst emission level.

Note 2: Measure Level (dB μ V/m) = Reading Level (dB μ V) + Factor (dB/m).

Note 3: Factor (dB/m) = Cable Loss (dB) + Antenna Factor (dB/m) - Pre_Amplifier Gain (dB).

Site: WZ-AC2	Test Date: 2022-10-22
Limit: FCC_5G_RE(3m)	Engineer: Bob Zhang
Probe: BBHA9120D_1457_1-18GHz	Polarity: Horizontal
EUT: ACCESS POINT	Power: AC 120V/60Hz
Test Mode: Transmit by 802.11ax-HE20 at 5500MHz	



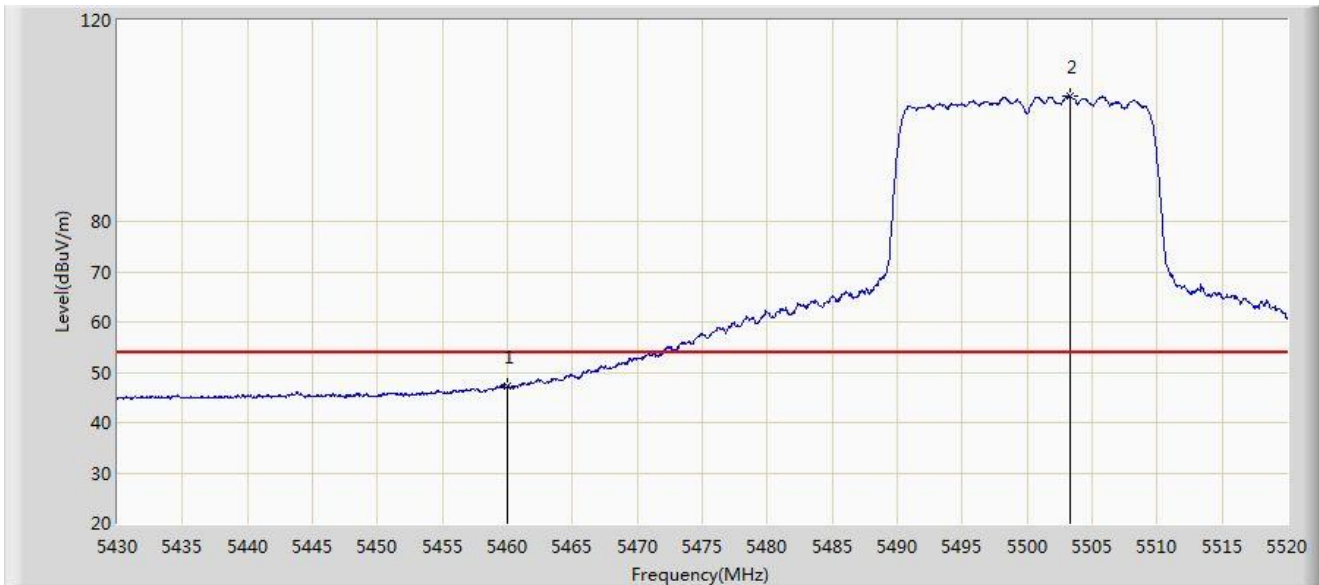
No	Mark	Frequency (MHz)	Measure Level (dB μ V/m)	Reading Level (dB μ V)	Margin (dB)	Limit (dB μ V/m)	Factor (dB/m)	Type
1		5458.755	62.112	58.278	-11.888	74.000	3.834	PK
2		5460.000	60.197	56.369	-13.803	74.000	3.828	PK
3	*	5468.340	68.055	64.263	-0.145	68.200	3.792	PK
4		5470.000	68.018	64.234	-0.182	68.200	3.785	PK
5		5496.645	115.214	111.223	N/A	N/A	3.992	PK

Note 1: " * ", means this data is the worst emission level.

Note 2: Measure Level (dB μ V/m) = Reading Level (dB μ V) + Factor (dB/m).

Note 3: Factor (dB/m) = Cable Loss (dB) + Antenna Factor (dB/m) - Pre_Amplifier Gain (dB).

Site: WZ-AC2	Test Date: 2022-10-22
Limit: FCC_5G_RE(3m)	Engineer: Bob Zhang
Probe: BBHA9120D_1457_1-18GHz	Polarity: Horizontal
EUT: ACCESS POINT	Power: AC 120V/60Hz
Test Mode: Transmit by 802.11ax-HE20 at 5500MHz	



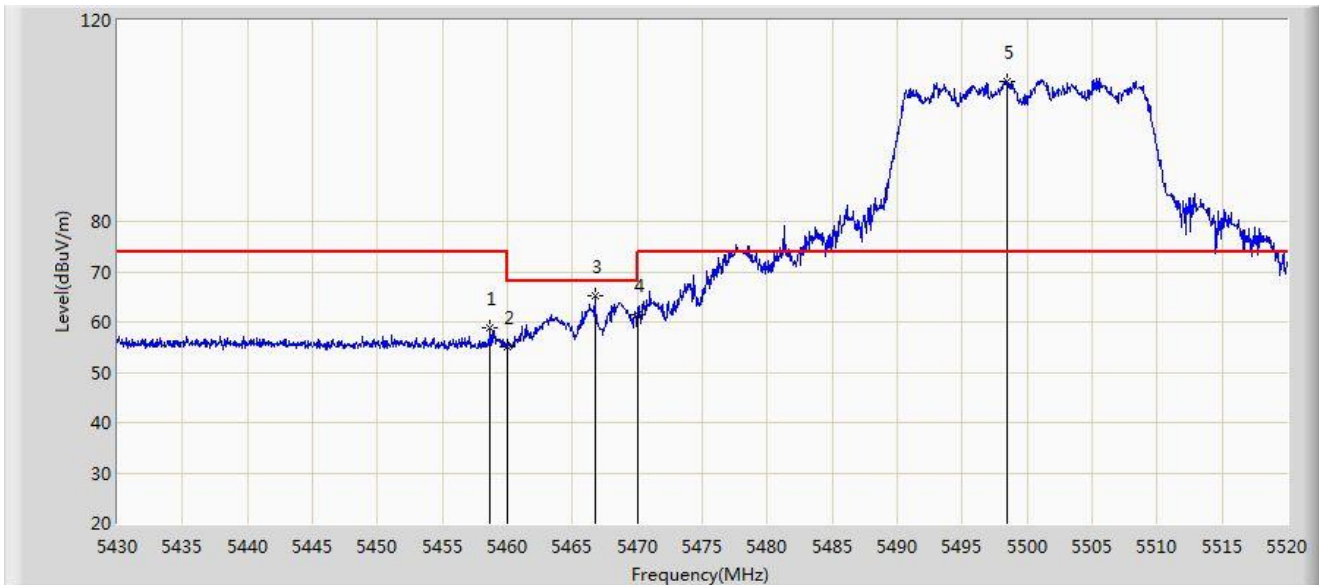
No	Mark	Frequency (MHz)	Measure Level (dB μ V/m)	Reading Level (dB μ V)	Margin (dB)	Limit (dB μ V/m)	Factor (dB/m)	Type
1	*	5460.000	47.152	43.324	-6.848	54.000	3.828	AV
2		5503.305	105.058	100.953	N/A	N/A	4.104	AV

Note 1: " * ", means this data is the worst emission level.

Note 2: Measure Level (dB μ V/m) = Reading Level (dB μ V) + Factor (dB/m).

Note 3: Factor (dB/m) = Cable Loss (dB) + Antenna Factor (dB/m) - Pre_Amplifier Gain (dB).

Site: WZ-AC2	Test Date: 2022-10-22
Limit: FCC_5G_RE(3m)	Engineer: Bob Zhang
Probe: BBHA9120D_1457_1-18GHz	Polarity: Vertical
EUT: ACCESS POINT	Power: AC 120V/60Hz
Test Mode: Transmit by 802.11ax-HE20 at 5500MHz	



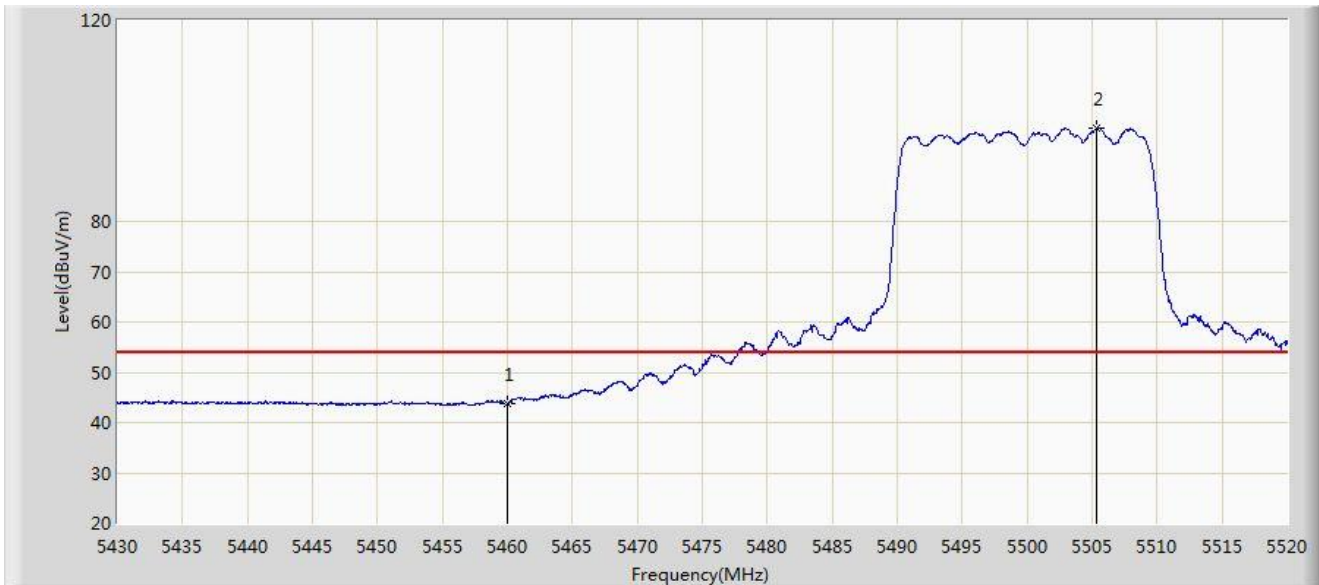
No	Mark	Frequency (MHz)	Measure Level (dB μ V/m)	Reading Level (dB μ V)	Margin (dB)	Limit (dB μ V/m)	Factor (dB/m)	Type
1		5458.665	58.746	54.912	-15.254	74.000	3.834	PK
2		5460.000	55.157	51.329	-18.843	74.000	3.828	PK
3	*	5466.720	65.104	61.305	-3.096	68.200	3.799	PK
4		5470.000	61.391	57.607	-6.809	68.200	3.785	PK
5		5498.445	107.840	103.818	N/A	N/A	4.022	PK

Note 1: " * ", means this data is the worst emission level.

Note 2: Measure Level (dB μ V/m) = Reading Level (dB μ V) + Factor (dB/m).

Note 3: Factor (dB/m) = Cable Loss (dB) + Antenna Factor (dB/m) - Pre_Amplifier Gain (dB).

Site: WZ-AC2	Test Date: 2022-10-22
Limit: FCC_5G_RE(3m)	Engineer: Bob Zhang
Probe: BBHA9120D_1457_1-18GHz	Polarity: Vertical
EUT: ACCESS POINT	Power: AC 120V/60Hz
Test Mode: Transmit by 802.11ax-HE20 at 5500MHz	



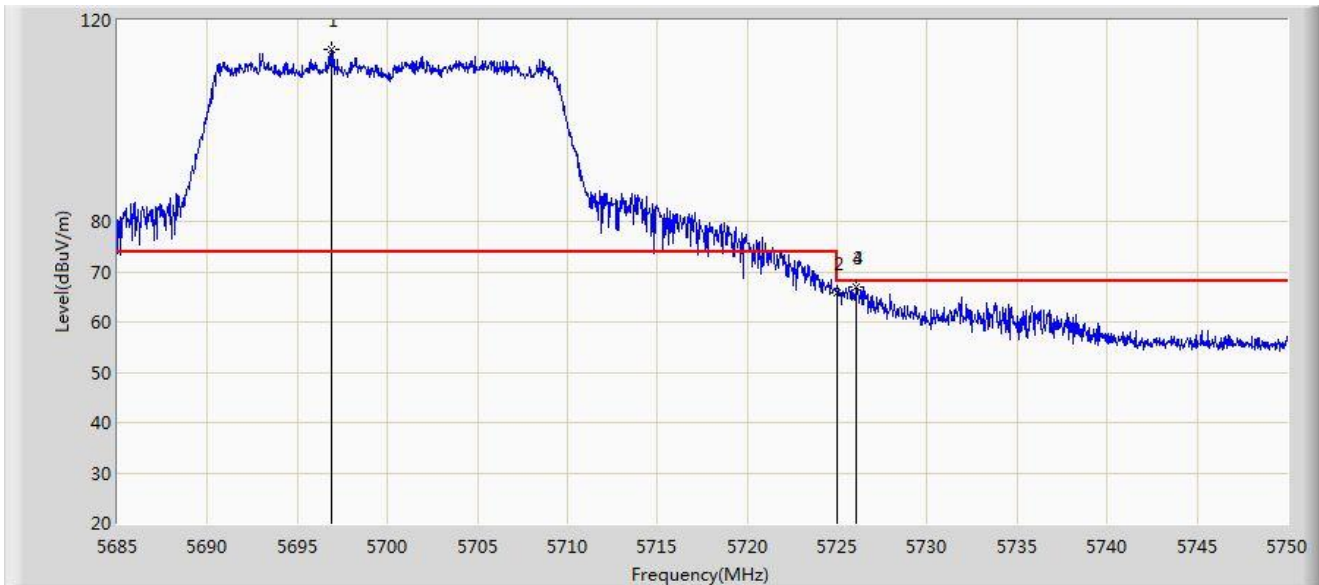
No	Mark	Frequency (MHz)	Measure Level (dB μ V/m)	Reading Level (dB μ V)	Margin (dB)	Limit (dB μ V/m)	Factor (dB/m)	Type
1	*	5460.000	43.856	40.028	-10.144	54.000	3.828	AV
2		5505.285	98.467	94.336	N/A	N/A	4.131	AV

Note 1: " * ", means this data is the worst emission level.

Note 2: Measure Level (dB μ V/m) = Reading Level (dB μ V) + Factor (dB/m).

Note 3: Factor (dB/m) = Cable Loss (dB) + Antenna Factor (dB/m) - Pre_Amplifier Gain (dB).

Site: WZ-AC2	Test Date: 2022-10-22
Limit: FCC_5G_RE(3m)	Engineer: Bob Zhang
Probe: BBHA9120D_1457_1-18GHz	Polarity: Horizontal
EUT: ACCESS POINT	Power: AC 120V/60Hz
Test Mode: Transmit by 802.11ax-HE20 at 5700MHz	



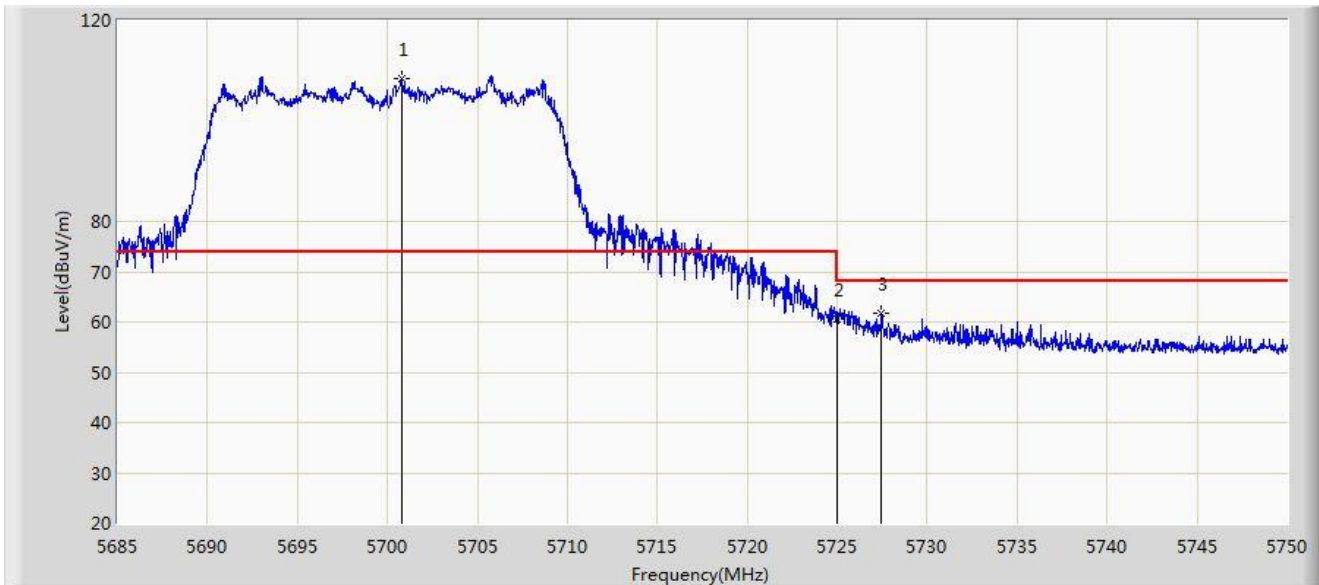
No	Mark	Frequency (MHz)	Measure Level (dBμV/m)	Reading Level (dBμV)	Margin (dB)	Limit (dBμV/m)	Factor (dB/m)	Type
1		5696.862	114.094	108.994	N/A	N/A	5.100	PK
2		5725.000	65.715	60.239	-2.485	68.200	5.476	PK
3	*	5726.047	67.081	61.588	-1.119	68.200	5.492	PK
4		5726.047	67.081	61.588	-1.119	68.200	5.492	PK

Note 1: " * ", means this data is the worst emission level.

Note 2: Measure Level (dBμV/m) = Reading Level (dBμV) + Factor (dB/m).

Note 3: Factor (dB/m) = Cable Loss (dB) + Antenna Factor (dB/m) - Pre_Amplifier Gain (dB).

Site: WZ-AC2	Test Date: 2022-10-22
Limit: FCC_5G_RE(3m)	Engineer: Bob Zhang
Probe: BBHA9120D_1457_1-18GHz	Polarity: Vertical
EUT: ACCESS POINT	Power: AC 120V/60Hz
Test Mode: Transmit by 802.11ax-HE20 at 5700MHz	



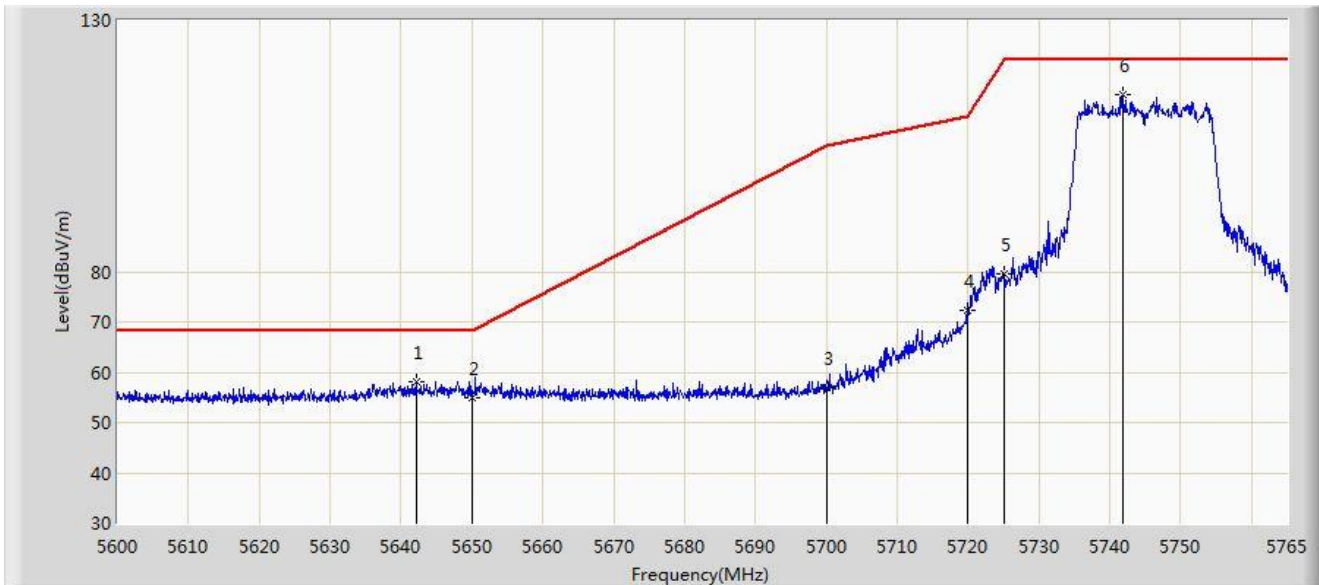
No	Mark	Frequency (MHz)	Measure Level (dB μ V/m)	Reading Level (dB μ V)	Margin (dB)	Limit (dB μ V/m)	Factor (dB/m)	Type
1		5700.795	108.459	103.324	N/A	N/A	5.135	PK
2		5725.000	60.694	55.218	-7.506	68.200	5.476	PK
3	*	5727.445	61.812	56.312	-6.388	68.200	5.501	PK

Note 1: " * ", means this data is the worst emission level.

Note 2: Measure Level (dB μ V/m) = Reading Level (dB μ V) + Factor (dB/m).

Note 3: Factor (dB/m) = Cable Loss (dB) + Antenna Factor (dB/m) - Pre_Amplifier Gain (dB).

Site: WZ-AC2	Test Date: 2022-10-22
Limit: FCC_5.8G_RE(3m)	Engineer: Bob Zhang
Probe: BBHA9120D_1457_1-18GHz	Polarity: Horizontal
EUT: ACCESS POINT	Power: AC 120V/60Hz
Test Mode: Transmit by 802.11ax-HE20 at 5745MHz	



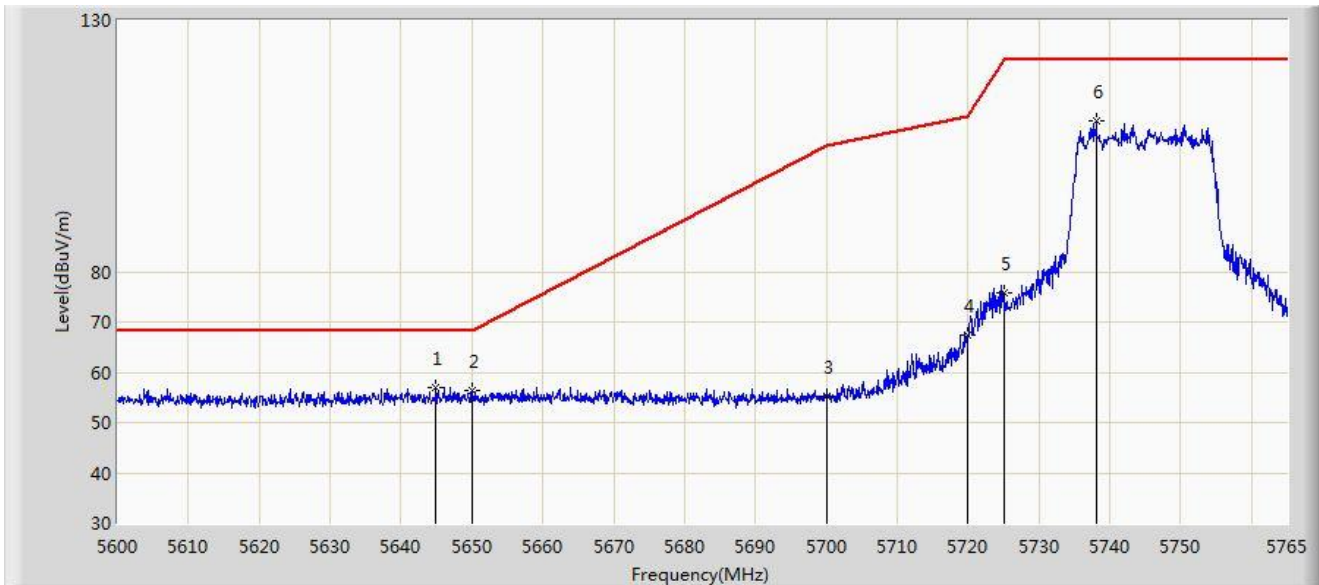
No	Mark	Frequency (MHz)	Measure Level (dBμV/m)	Reading Level (dBμV)	Margin (dB)	Limit (dBμV/m)	Factor (dB/m)	Type
1	*	5642.158	58.142	53.098	-10.058	68.200	5.043	PK
2		5650.000	55.028	49.896	-13.172	68.200	5.132	PK
3		5700.000	56.887	51.759	-48.313	105.200	5.129	PK
4		5720.000	72.199	66.807	-38.601	110.800	5.392	PK
5		5725.000	79.495	74.019	-42.705	122.200	5.476	PK
6		5741.817	115.095	109.504	N/A	N/A	5.591	PK

Note 1: " * ", means this data is the worst emission level.

Note 2: Measure Level (dBμV/m) = Reading Level (dBμV) + Factor (dB/m).

Note 3: Factor (dB/m) = Cable Loss (dB) + Antenna Factor (dB/m) - Pre_Amplifier Gain (dB).

Site: WZ-AC2	Test Date: 2022-10-22
Limit: FCC_5.8G_RE(3m)	Engineer: Bob Zhang
Probe: BBHA9120D_1457_1-18GHz	Polarity: Vertical
EUT: ACCESS POINT	Power: AC 120V/60Hz
Test Mode: Transmit by 802.11ax-HE20 at 5745MHz	



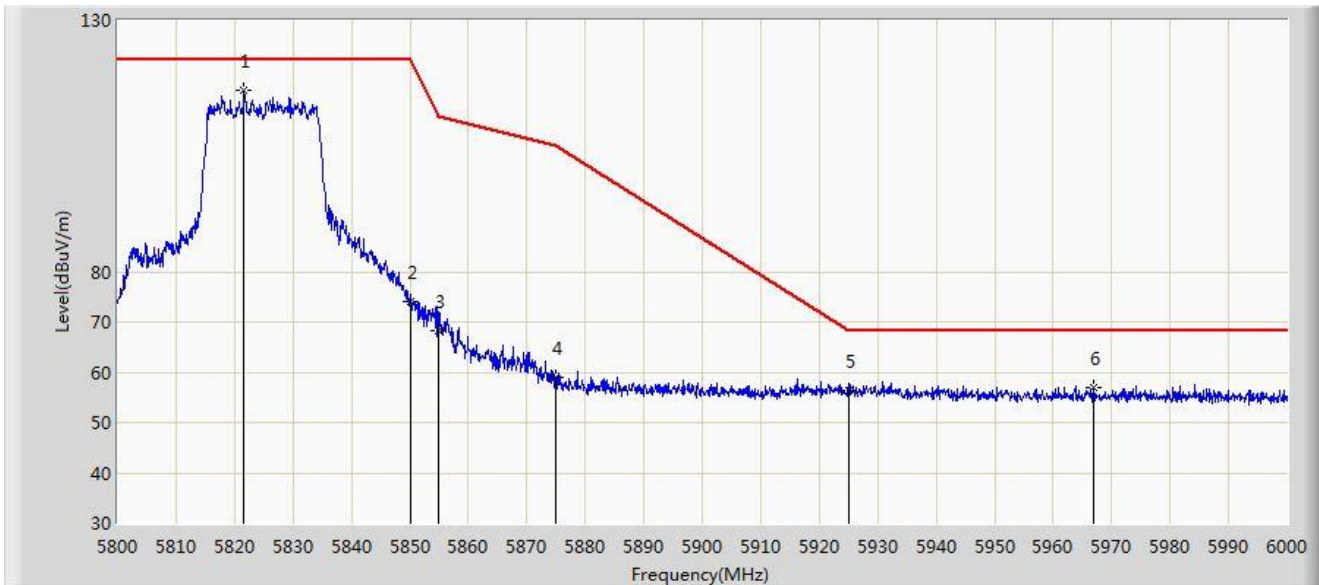
No	Mark	Frequency (MHz)	Measure Level (dBμV/m)	Reading Level (dBμV)	Margin (dB)	Limit (dBμV/m)	Factor (dB/m)	Type
1	*	5644.962	57.009	51.934	-11.191	68.200	5.075	PK
2		5650.000	56.376	51.244	-11.824	68.200	5.132	PK
3		5700.000	55.219	50.091	-49.981	105.200	5.129	PK
4		5720.000	67.397	62.005	-43.403	110.800	5.392	PK
5		5725.000	75.664	70.188	-46.536	122.200	5.476	PK
6		5738.105	109.969	104.401	N/A	N/A	5.568	PK

Note 1: " * ", means this data is the worst emission level.

Note 2: Measure Level (dBμV/m) = Reading Level (dBμV) + Factor (dB/m).

Note 3: Factor (dB/m) = Cable Loss (dB) + Antenna Factor (dB/m) - Pre_Amplifier Gain (dB).

Site: WZ-AC2	Test Date: 2022-10-22
Limit: FCC_5.8G_RE(3m)	Engineer: Bob Zhang
Probe: BBHA9120D_1457_1-18GHz	Polarity: Horizontal
EUT: ACCESS POINT	Power: AC 120V/60Hz
Test Mode: Transmit by 802.11ax-HE20 at 5825MHz	



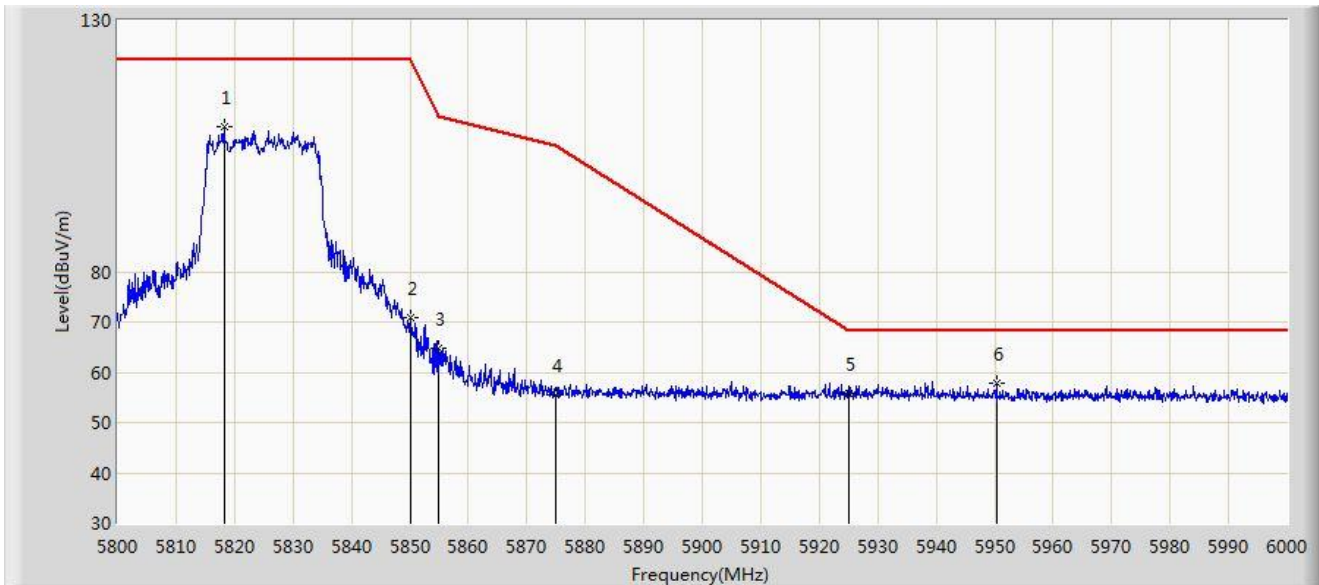
No	Mark	Frequency (MHz)	Measure Level (dBμV/m)	Reading Level (dBμV)	Margin (dB)	Limit (dBμV/m)	Factor (dB/m)	Type
1		5821.600	115.977	110.367	N/A	N/A	5.611	PK
2		5850.000	73.978	68.268	-48.222	122.200	5.710	PK
3		5855.000	68.178	62.388	-42.622	110.800	5.790	PK
4		5875.000	58.858	52.945	-46.342	105.200	5.913	PK
5		5925.000	56.349	50.332	-11.851	68.200	6.016	PK
6	*	5966.900	57.005	51.045	-11.195	68.200	5.959	PK

Note 1: " * ", means this data is the worst emission level.

Note 2: Measure Level (dBμV/m) = Reading Level (dBμV) + Factor (dB/m).

Note 3: Factor (dB/m) = Cable Loss (dB) + Antenna Factor (dB/m) - Pre_Amplifier Gain (dB).

Site: WZ-AC2	Test Date: 2022-10-22
Limit: FCC_5.8G_RE(3m)	Engineer: Bob Zhang
Probe: BBHA9120D_1457_1-18GHz	Polarity: Vertical
EUT: ACCESS POINT	Power: AC 120V/60Hz
Test Mode: Transmit by 802.11ax-HE20 at 5825MHz	



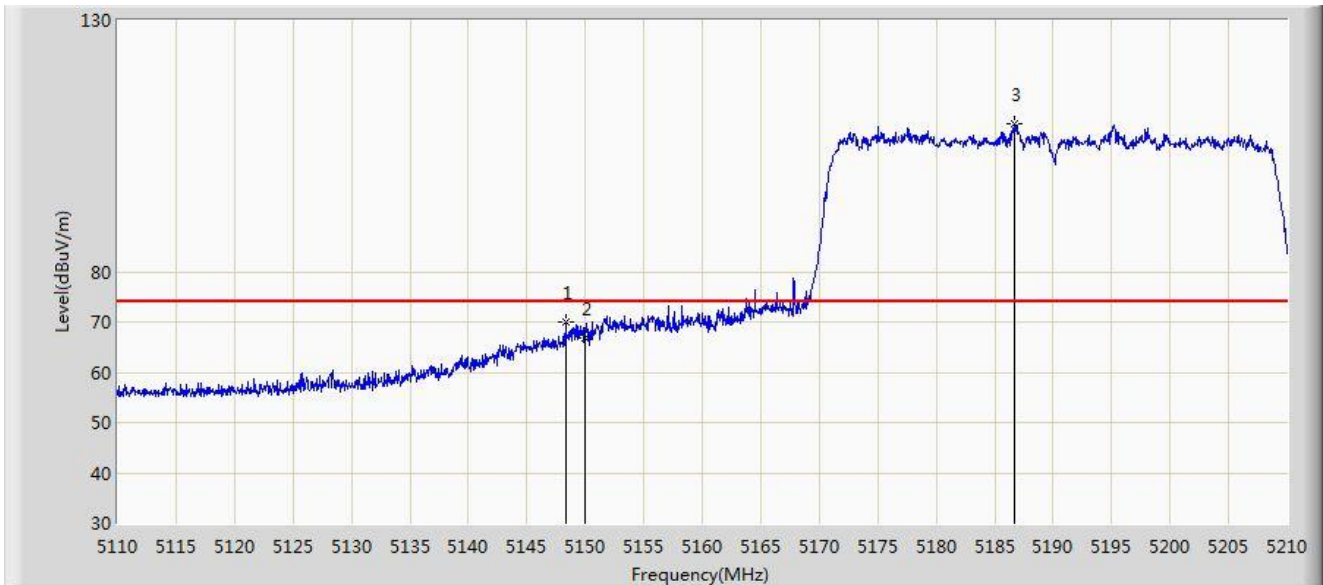
No	Mark	Frequency (MHz)	Measure Level (dB μ V/m)	Reading Level (dB μ V)	Margin (dB)	Limit (dB μ V/m)	Factor (dB/m)	Type
1		5818.200	108.963	103.318	N/A	N/A	5.646	PK
2		5850.000	70.901	65.191	-51.299	122.200	5.710	PK
3		5855.000	64.728	58.938	-46.072	110.800	5.790	PK
4		5875.000	55.549	49.636	-49.651	105.200	5.913	PK
5		5925.000	55.696	49.679	-12.504	68.200	6.016	PK
6	*	5950.300	57.829	51.907	-10.371	68.200	5.922	PK

Note 1: " * ", means this data is the worst emission level.

Note 2: Measure Level (dB μ V/m) = Reading Level (dB μ V) + Factor (dB/m).

Note 3: Factor (dB/m) = Cable Loss (dB) + Antenna Factor (dB/m) - Pre_Amplifier Gain (dB).

Site: WZ-AC2	Test Date: 2022-10-24
Limit: FCC_5G_RE(3m)	Engineer: Bob Zhang
Probe: BBHA9120D_1457_1-18GHz	Polarity: Horizontal
EUT: ACCESS POINT	Power: AC 120V/60Hz
Test Mode: Transmit by 802.11ax-HE40 at 5190MHz	



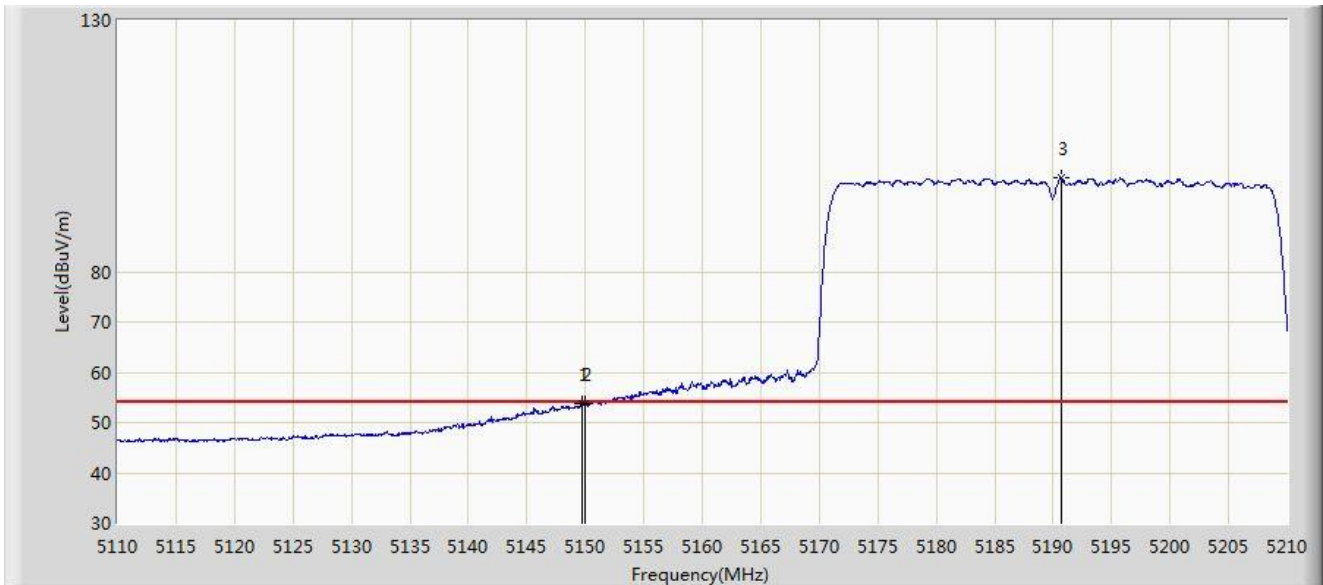
No	Mark	Frequency (MHz)	Measure Level (dB μ V/m)	Reading Level (dB μ V)	Margin (dB)	Limit (dB μ V/m)	Factor (dB/m)	Type
1	*	5148.300	69.968	65.856	-4.032	74.000	4.112	PK
2		5150.000	66.897	62.828	-7.103	74.000	4.069	PK
3		5186.700	109.436	105.652	N/A	N/A	3.784	PK

Note 1: " * ", means this data is the worst emission level.

Note 2: Measure Level (dB μ V/m) = Reading Level (dB μ V) + Factor (dB/m).

Note 3: Factor (dB/m) = Cable Loss (dB) + Antenna Factor (dB/m) - Pre_Amplifier Gain (dB).

Site: WZ-AC2	Test Date: 2022-10-24
Limit: FCC_5G_RE(3m)	Engineer: Bob Zhang
Probe: BBHA9120D_1457_1-18GHz	Polarity: Horizontal
EUT: ACCESS POINT	Power: AC 120V/60Hz
Test Mode: Transmit by 802.11ax-HE40 at 5190MHz	



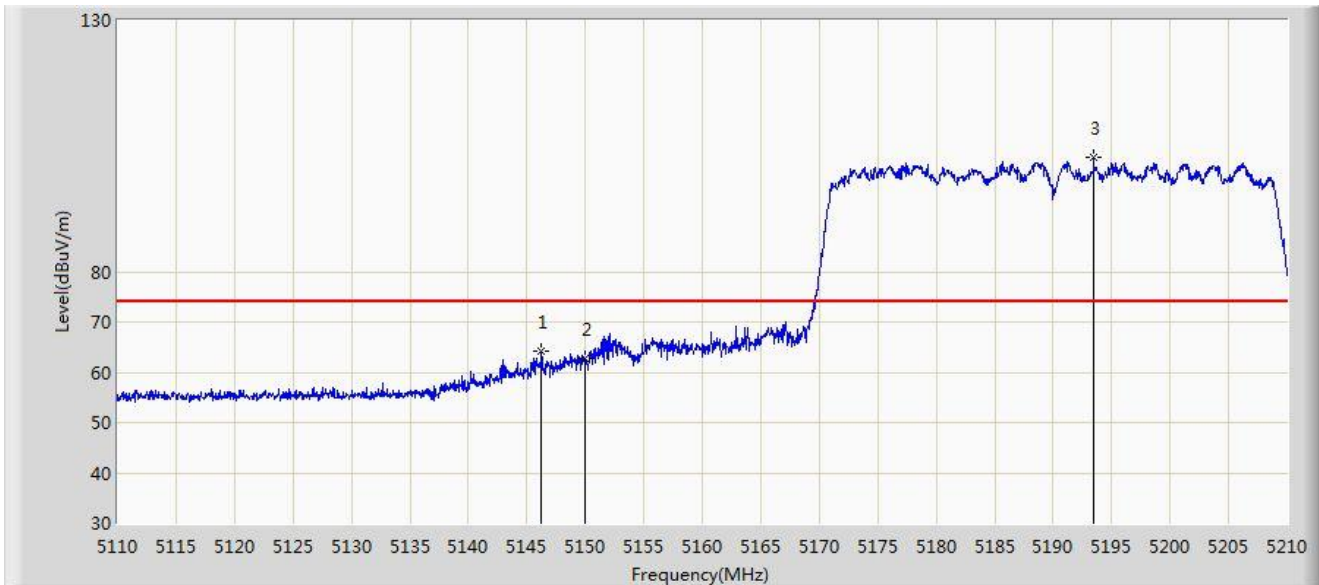
No	Mark	Frequency (MHz)	Measure Level (dB μ V/m)	Reading Level (dB μ V)	Margin (dB)	Limit (dB μ V/m)	Factor (dB/m)	Type
1	*	5149.750	53.764	49.689	-0.236	54.000	4.075	AV
2		5150.000	53.710	49.641	-0.290	54.000	4.069	AV
3		5190.650	98.577	94.792	N/A	N/A	3.785	AV

Note 1: " * ", means this data is the worst emission level.

Note 2: Measure Level (dB μ V/m) = Reading Level (dB μ V) + Factor (dB/m).

Note 3: Factor (dB/m) = Cable Loss (dB) + Antenna Factor (dB/m) - Pre_Amplifier Gain (dB).

Site: WZ-AC2	Test Date: 2022-10-24
Limit: FCC_5G_RE(3m)	Engineer: Bob Zhang
Probe: BBHA9120D_1457_1-18GHz	Polarity: Vertical
EUT: ACCESS POINT	Power: AC 120V/60Hz
Test Mode: Transmit by 802.11ax-HE40 at 5190MHz	



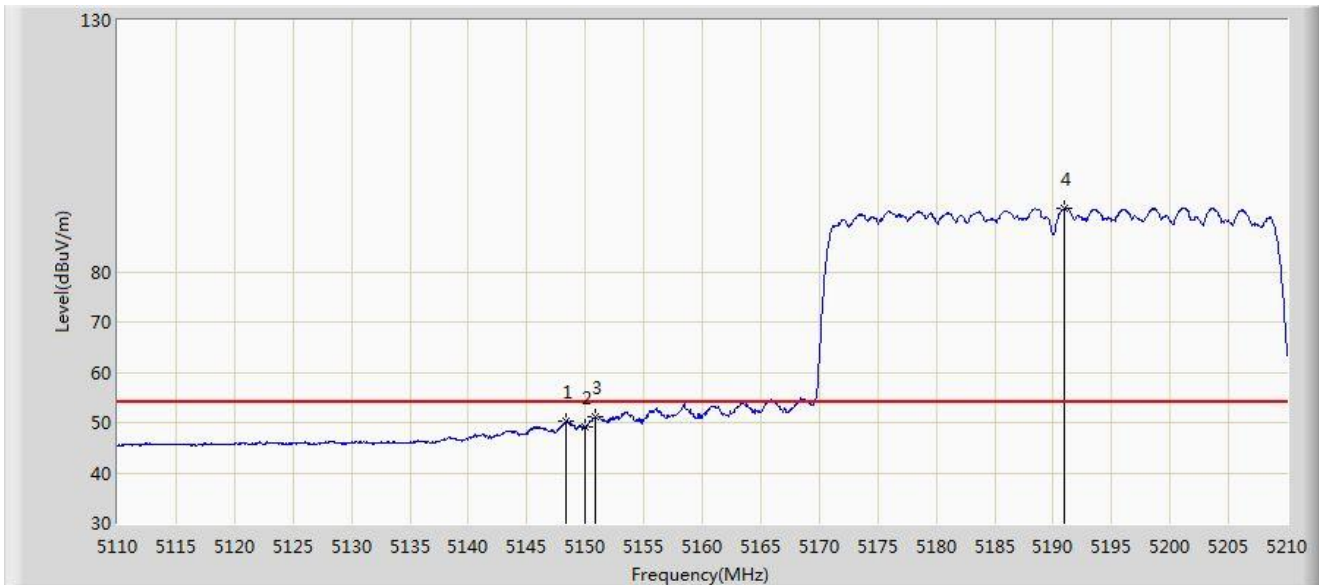
No	Mark	Frequency (MHz)	Measure Level (dB μ V/m)	Reading Level (dB μ V)	Margin (dB)	Limit (dB μ V/m)	Factor (dB/m)	Type
1	*	5146.250	64.283	60.162	-9.717	74.000	4.122	PK
2		5150.000	62.692	58.623	-11.308	74.000	4.069	PK
3		5193.450	102.835	99.051	N/A	N/A	3.785	PK

Note 1: " * ", means this data is the worst emission level.

Note 2: Measure Level (dB μ V/m) = Reading Level (dB μ V) + Factor (dB/m).

Note 3: Factor (dB/m) = Cable Loss (dB) + Antenna Factor (dB/m) - Pre_Amplifier Gain (dB).

Site: WZ-AC2	Test Date: 2022-10-24
Limit: FCC_5G_RE(3m)	Engineer: Bob Zhang
Probe: BBHA9120D_1457_1-18GHz	Polarity: Vertical
EUT: ACCESS POINT	Power: AC 120V/60Hz
Test Mode: Transmit by 802.11ax-HE40 at 5190MHz	



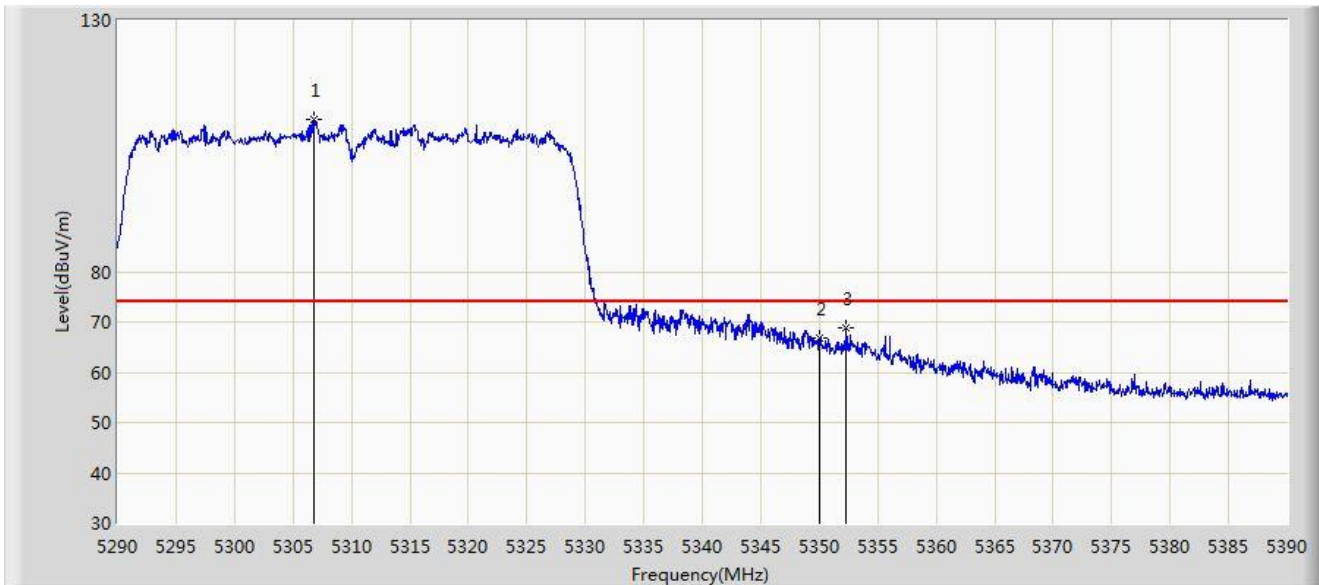
No	Mark	Frequency (MHz)	Measure Level (dB μ V/m)	Reading Level (dB μ V)	Margin (dB)	Limit (dB μ V/m)	Factor (dB/m)	Type
1		5148.350	50.255	46.145	-3.745	54.000	4.111	AV
2		5150.000	49.239	45.170	-4.761	54.000	4.069	AV
3	*	5150.800	51.139	47.091	-2.861	54.000	4.049	AV
4		5190.950	92.607	88.822	N/A	N/A	3.785	AV

Note 1: " * ", means this data is the worst emission level.

Note 2: Measure Level (dB μ V/m) = Reading Level (dB μ V) + Factor (dB/m).

Note 3: Factor (dB/m) = Cable Loss (dB) + Antenna Factor (dB/m) - Pre_Amplifier Gain (dB).

Site: WZ-AC2	Test Date: 2022-10-24
Limit: FCC_5G_RE(3m)	Engineer: Bob Zhang
Probe: BBHA9120D_1457_1-18GHz	Polarity: Horizontal
EUT: ACCESS POINT	Power: AC 120V/60Hz
Test Mode: Transmit by 802.11ax-HE40 at 5310MHz	



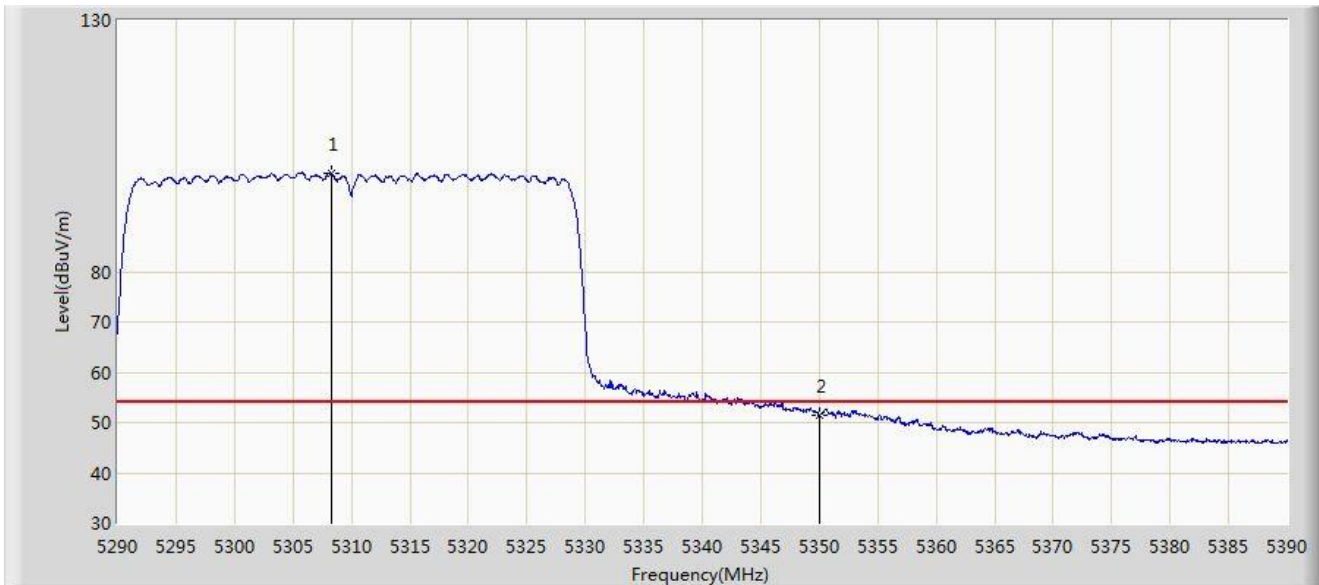
No	Mark	Frequency (MHz)	Measure Level (dB μ V/m)	Reading Level (dB μ V)	Margin (dB)	Limit (dB μ V/m)	Factor (dB/m)	Type
1		5306.850	110.218	106.655	N/A	N/A	3.563	PK
2		5350.000	66.913	63.066	-7.087	74.000	3.847	PK
3	*	5352.300	68.863	64.980	-5.137	74.000	3.884	PK

Note 1: " * ", means this data is the worst emission level.

Note 2: Measure Level (dB μ V/m) = Reading Level (dB μ V) + Factor (dB/m).

Note 3: Factor (dB/m) = Cable Loss (dB) + Antenna Factor (dB/m) - Pre_Amplifier Gain (dB).

Site: WZ-AC2	Test Date: 2022-10-24
Limit: FCC_5G_RE(3m)	Engineer: Bob Zhang
Probe: BBHA9120D_1457_1-18GHz	Polarity: Horizontal
EUT: ACCESS POINT	Power: AC 120V/60Hz
Test Mode: Transmit by 802.11ax-HE40 at 5310MHz	



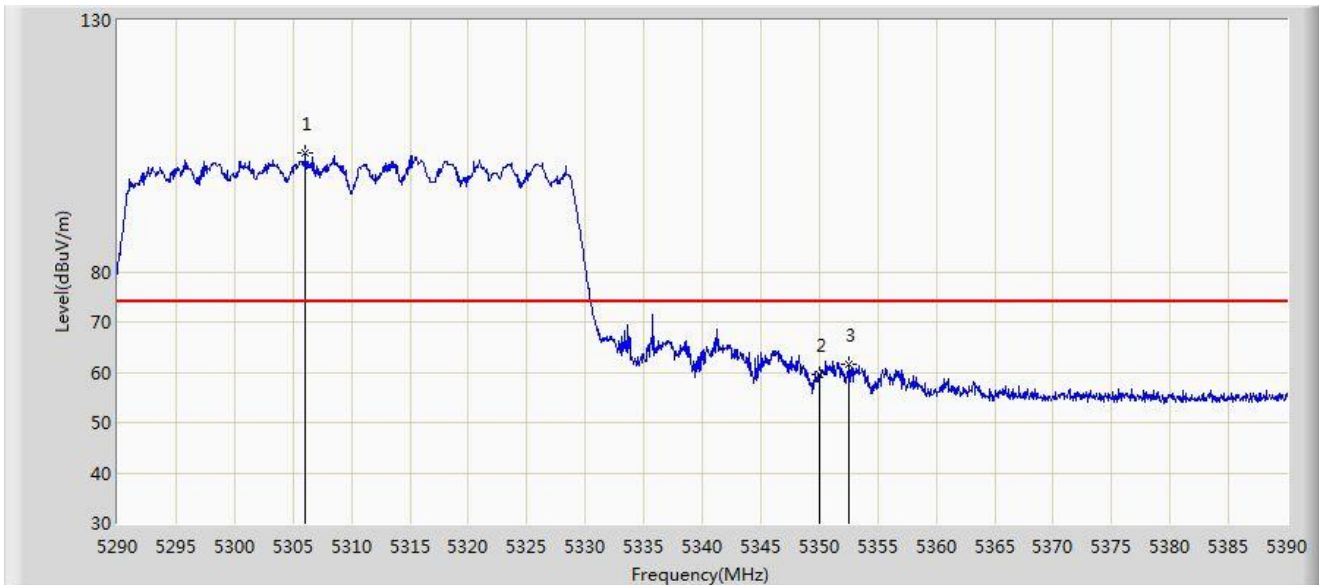
No	Mark	Frequency (MHz)	Measure Level (dB μ V/m)	Reading Level (dB μ V)	Margin (dB)	Limit (dB μ V/m)	Factor (dB/m)	Type
1		5308.300	99.654	96.104	N/A	N/A	3.551	AV
2	*	5350.000	51.391	47.544	-2.609	54.000	3.847	AV

Note 1: " * ", means this data is the worst emission level.

Note 2: Measure Level (dB μ V/m) = Reading Level (dB μ V) + Factor (dB/m).

Note 3: Factor (dB/m) = Cable Loss (dB) + Antenna Factor (dB/m) - Pre_Amplifier Gain (dB).

Site: WZ-AC2	Test Date: 2022-10-24
Limit: FCC_5G_RE(3m)	Engineer: Bob Zhang
Probe: BBHA9120D_1457_1-18GHz	Polarity: Vertical
EUT: ACCESS POINT	Power: AC 120V/60Hz
Test Mode: Transmit by 802.11ax-HE40 at 5310MHz	



No	Mark	Frequency (MHz)	Measure Level (dB μ V/m)	Reading Level (dB μ V)	Margin (dB)	Limit (dB μ V/m)	Factor (dB/m)	Type
1		5306.050	103.739	100.169	N/A	N/A	3.570	PK
2		5350.000	59.579	55.732	-14.421	74.000	3.847	PK
3	*	5352.500	61.544	57.660	-12.456	74.000	3.884	PK

Note 1: " * ", means this data is the worst emission level.

Note 2: Measure Level (dB μ V/m) = Reading Level (dB μ V) + Factor (dB/m).

Note 3: Factor (dB/m) = Cable Loss (dB) + Antenna Factor (dB/m) - Pre_Amplifier Gain (dB).