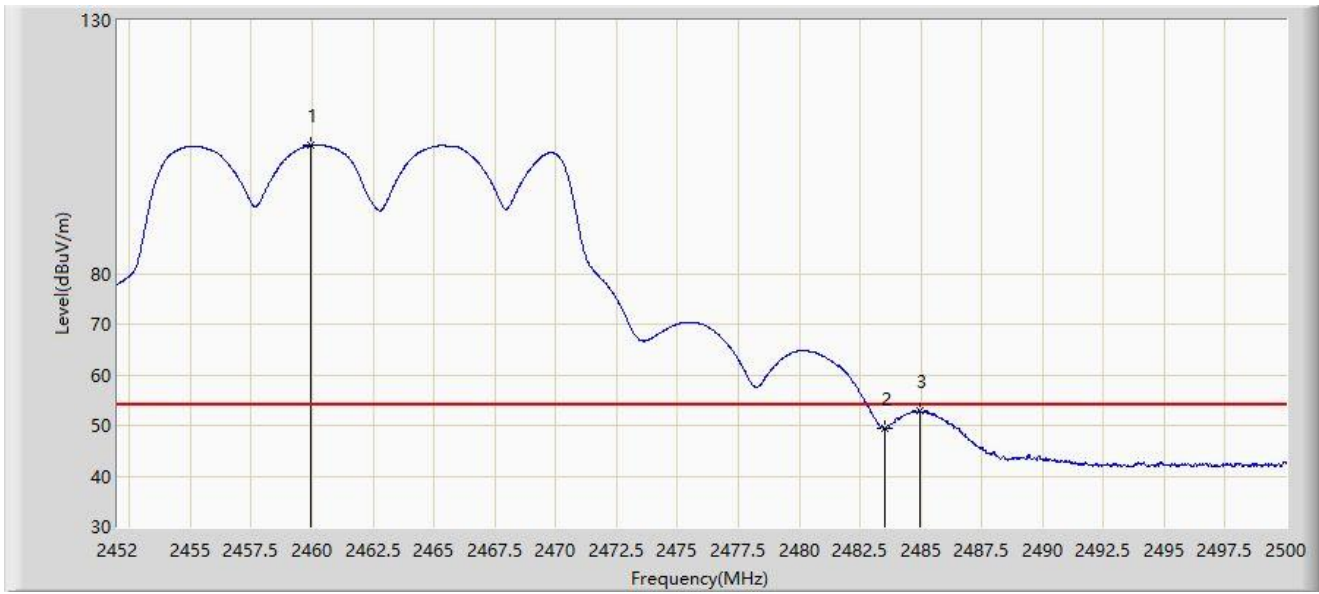


Site: SIP-AC2	Test Date: 2023-07-05
Limit: FCC_2.4G_RE(3m)	Engineer: Mero Zhou
Probe: HF907_102861_1-18GHz	Polarity: Vertical
EUT: Access Point	Power: AC 120V/60Hz
Test Mode: Transmit by 802.11g at 2462MHz	



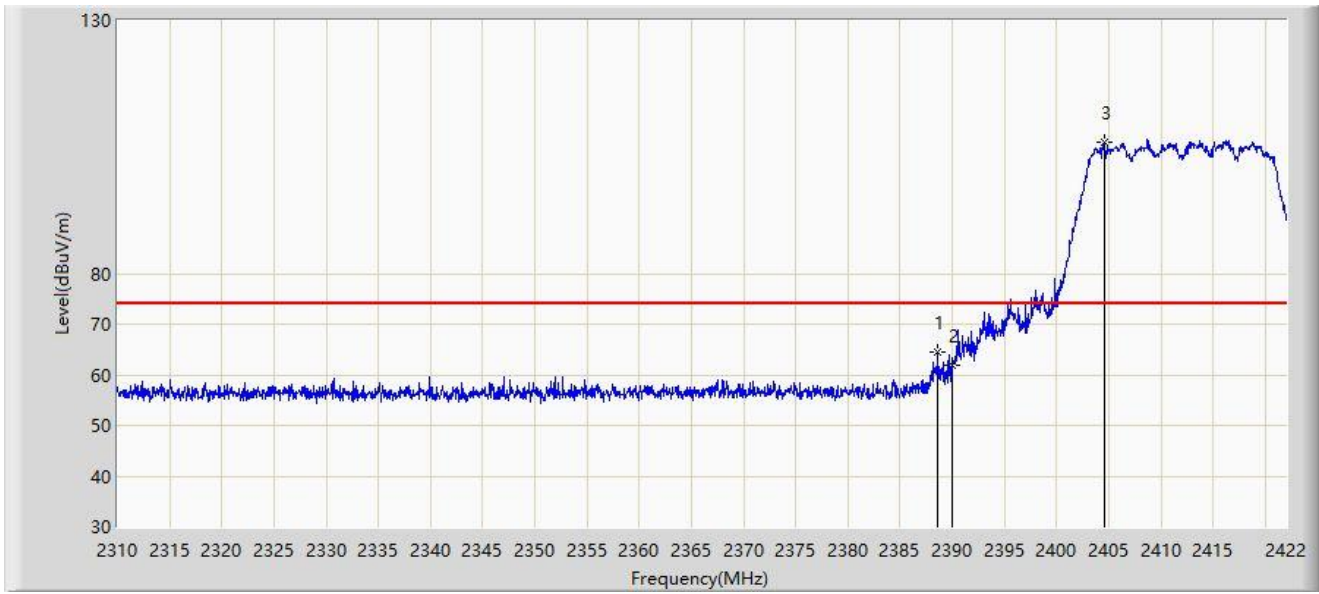
No	Mark	Frequency (MHz)	Measure Level (dB μ V/m)	Reading Level (dB μ V)	Margin (dB)	Limit (dB μ V/m)	Factor (dB/m)	Type
1		2459.920	105.319	71.895	N/A	N/A	33.424	AV
2		2483.500	49.343	15.903	-4.657	54.000	33.440	AV
3	*	2484.952	52.803	19.353	-1.197	54.000	33.451	AV

Note 1: " * ", means this data is the worst emission level.

Note 2: Measure Level (dB μ V/m) = Reading Level (dB μ V) + Factor (dB/m).

Note 3: Factor (dB/m) = Cable Loss (dB) + Antenna Factor (dB/m).

Site: SIP-AC2	Test Date: 2023-07-05
Limit: FCC_2.4G_RE(3m)	Engineer: Mero Zhou
Probe: HF907_102861_1-18GHz	Polarity: Horizontal
EUT: Access Point	Power: AC 120V/60Hz
Test Mode: Transmit by 802.11n-HT20 at 2412MHz	



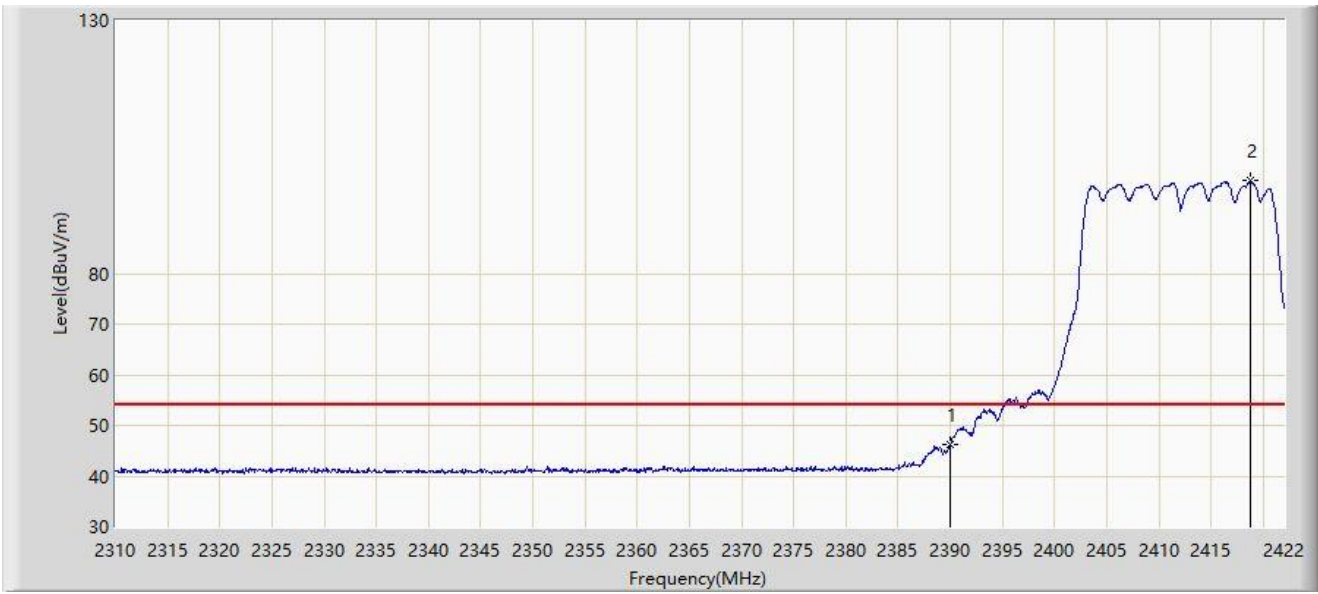
No	Mark	Frequency (MHz)	Measure Level (dB μ V/m)	Reading Level (dB μ V)	Margin (dB)	Limit (dB μ V/m)	Factor (dB/m)	Type
1	*	2388.624	64.560	31.413	-9.440	74.000	33.147	PK
2		2390.000	61.790	28.642	-12.210	74.000	33.148	PK
3		2404.584	105.940	72.748	N/A	N/A	33.192	PK

Note 1: " * ", means this data is the worst emission level.

Note 2: Measure Level (dB μ V/m) = Reading Level (dB μ V) + Factor (dB/m).

Note 3: Factor (dB/m) = Cable Loss (dB) + Antenna Factor (dB/m).

Site: SIP-AC2	Test Date: 2023-07-05
Limit: FCC_2.4G_RE(3m)	Engineer: Mero Zhou
Probe: HF907_102861_1-18GHz	Polarity: Horizontal
EUT: Access Point	Power: AC 120V/60Hz
Test Mode: Transmit by 802.11n-HT20 at 2412MHz	



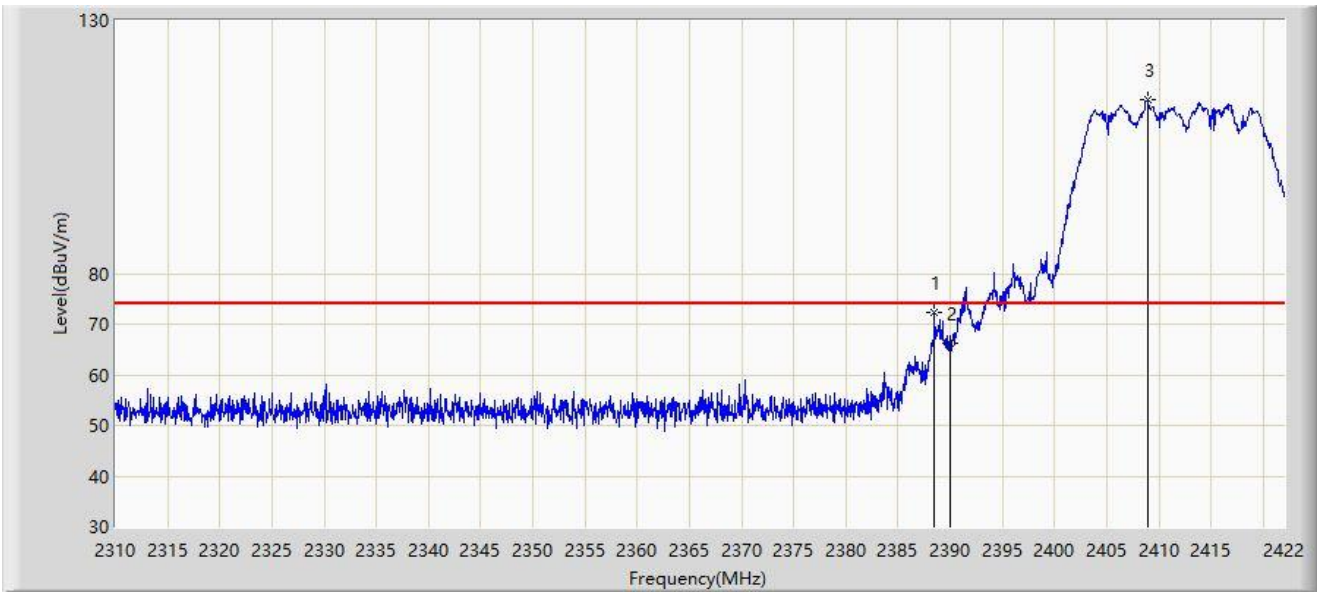
No	Mark	Frequency (MHz)	Measure Level (dBμV/m)	Reading Level (dBμV)	Margin (dB)	Limit (dBμV/m)	Factor (dB/m)	Type
1	*	2390.000	46.180	13.032	-7.820	54.000	33.148	AV
2		2418.808	98.268	65.005	N/A	N/A	33.263	AV

Note 1: " * ", means this data is the worst emission level.

Note 2: Measure Level (dBμV/m) = Reading Level (dBμV) + Factor (dB/m).

Note 3: Factor (dB/m) = Cable Loss (dB) + Antenna Factor (dB/m).

Site: SIP-AC2	Test Date: 2023-07-05
Limit: FCC_2.4G_RE(3m)	Engineer: Mero Zhou
Probe: HF907_102861_1-18GHz	Polarity: Vertical
EUT: Access Point	Power: AC 120V/60Hz
Test Mode: Transmit by 802.11n-HT20 at 2412MHz	



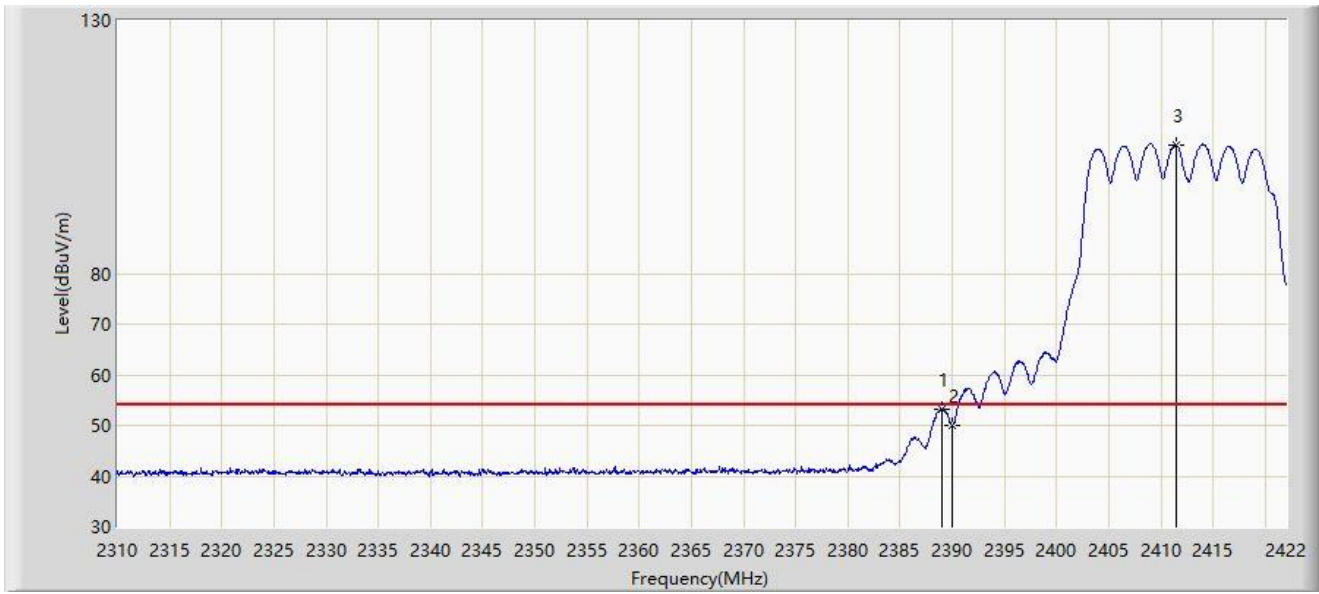
No	Mark	Frequency (MHz)	Measure Level (dB μ V/m)	Reading Level (dB μ V)	Margin (dB)	Limit (dB μ V/m)	Factor (dB/m)	Type
1	*	2388.456	72.429	39.282	-1.571	74.000	33.148	PK
2		2390.000	66.183	33.035	-7.817	74.000	33.148	PK
3		2408.896	114.256	81.046	N/A	N/A	33.210	PK

Note 1: " * ", means this data is the worst emission level.

Note 2: Measure Level (dB μ V/m) = Reading Level (dB μ V) + Factor (dB/m).

Note 3: Factor (dB/m) = Cable Loss (dB) + Antenna Factor (dB/m).

Site: SIP-AC2	Test Date: 2023-07-05
Limit: FCC_2.4G_RE(3m)	Engineer: Mero Zhou
Probe: HF907_102861_1-18GHz	Polarity: Vertical
EUT: Access Point	Power: AC 120V/60Hz
Test Mode: Transmit by 802.11n-HT20 at 2412MHz	



No	Mark	Frequency (MHz)	Measure Level (dB μ V/m)	Reading Level (dB μ V)	Margin (dB)	Limit (dB μ V/m)	Factor (dB/m)	Type
1	*	2389.072	53.302	20.154	-0.698	54.000	33.148	AV
2		2390.000	50.086	16.938	-3.914	54.000	33.148	AV
3		2411.472	105.415	72.194	N/A	N/A	33.220	AV

Note 1: " * ", means this data is the worst emission level.

Note 2: Measure Level (dB μ V/m) = Reading Level (dB μ V) + Factor (dB/m).

Note 3: Factor (dB/m) = Cable Loss (dB) + Antenna Factor (dB/m).

Site: SIP-AC2	Test Date: 2023-07-05
Limit: FCC_2.4G_RE(3m)	Engineer: Mero Zhou
Probe: HF907_102861_1-18GHz	Polarity: Horizontal
EUT: Access Point	Power: AC 120V/60Hz
Test Mode: Transmit by 802.11n-HT20 at 2462MHz	



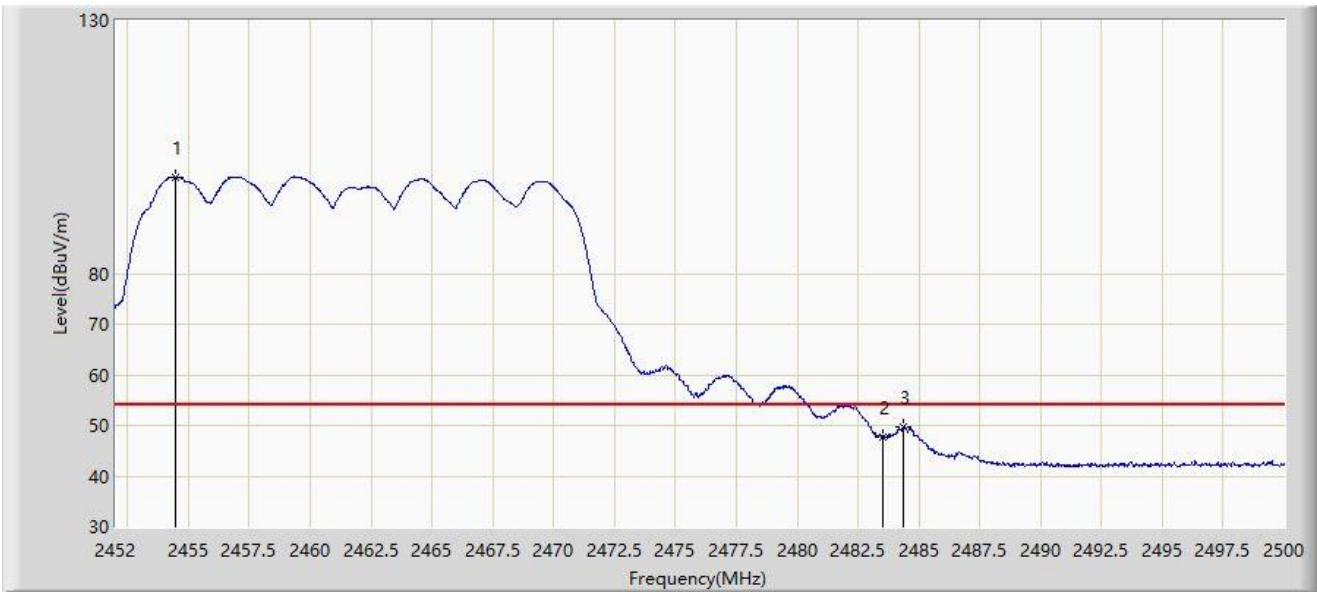
No	Mark	Frequency (MHz)	Measure Level (dB μ V/m)	Reading Level (dB μ V)	Margin (dB)	Limit (dB μ V/m)	Factor (dB/m)	Type
1		2459.536	107.610	74.187	N/A	N/A	33.424	PK
2		2483.500	62.731	29.291	-11.269	74.000	33.440	PK
3	*	2484.520	68.111	34.664	-5.889	74.000	33.447	PK

Note 1: " * ", means this data is the worst emission level.

Note 2: Measure Level (dB μ V/m) = Reading Level (dB μ V) + Factor (dB/m).

Note 3: Factor (dB/m) = Cable Loss (dB) + Antenna Factor (dB/m).

Site: SIP-AC2	Test Date: 2023-07-05
Limit: FCC_2.4G_RE(3m)	Engineer: Mero Zhou
Probe: HF907_102861_1-18GHz	Polarity: Horizontal
EUT: Access Point	Power: AC 120V/60Hz
Test Mode: Transmit by 802.11n-HT20 at 2462MHz	



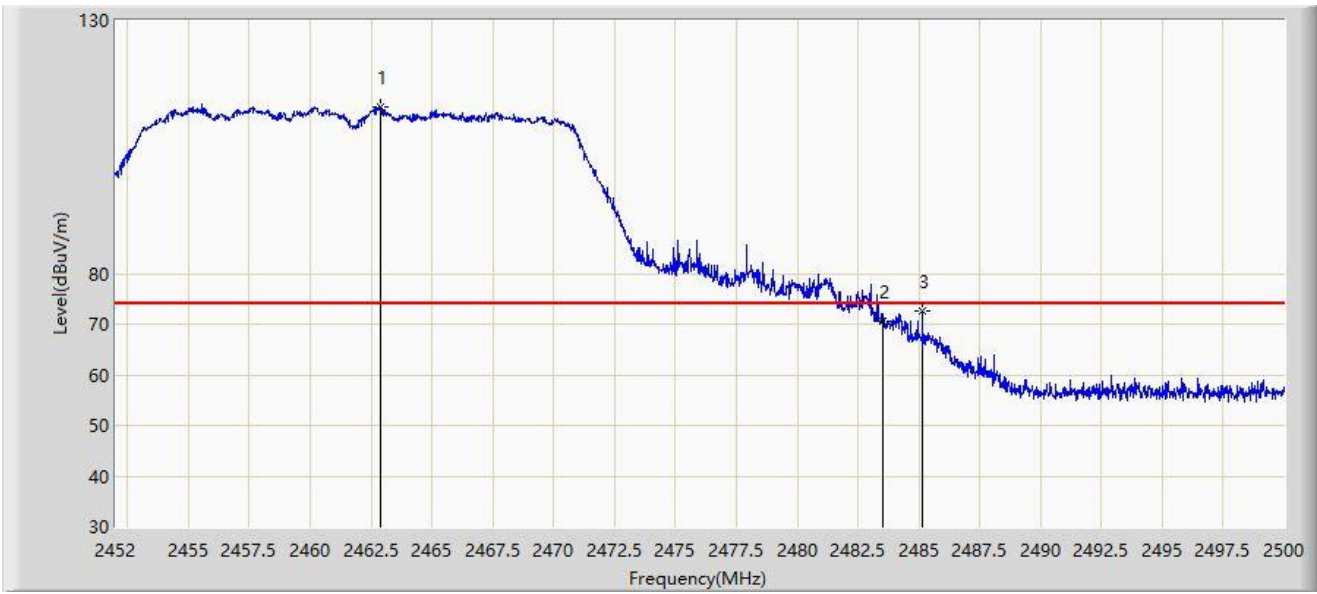
No	Mark	Frequency (MHz)	Measure Level (dB μ V/m)	Reading Level (dB μ V)	Margin (dB)	Limit (dB μ V/m)	Factor (dB/m)	Type
1		2454.496	99.114	65.704	N/A	N/A	33.410	AV
2		2483.500	47.588	14.148	-6.412	54.000	33.440	AV
3	*	2484.376	49.708	16.262	-4.292	54.000	33.447	AV

Note 1: " * ", means this data is the worst emission level.

Note 2: Measure Level (dB μ V/m) = Reading Level (dB μ V) + Factor (dB/m).

Note 3: Factor (dB/m) = Cable Loss (dB) + Antenna Factor (dB/m).

Site: SIP-AC2	Test Date: 2023-07-05
Limit: FCC_2.4G_RE(3m)	Engineer: Mero Zhou
Probe: HF907_102861_1-18GHz	Polarity: Vertical
EUT: Access Point	Power: AC 120V/60Hz
Test Mode: Transmit by 802.11n-HT20 at 2462MHz	



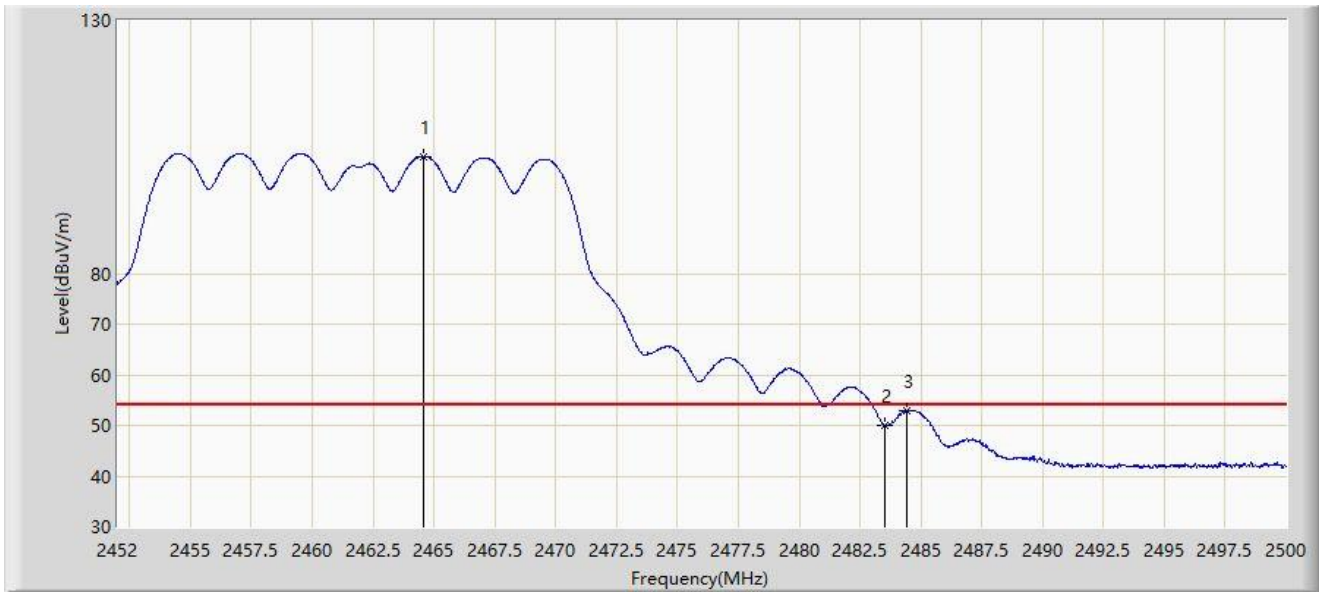
No	Mark	Frequency (MHz)	Measure Level (dB μ V/m)	Reading Level (dB μ V)	Margin (dB)	Limit (dB μ V/m)	Factor (dB/m)	Type
1		2462.896	112.867	79.438	N/A	N/A	33.429	PK
2		2483.500	70.596	37.156	-3.404	74.000	33.440	PK
3	*	2485.144	72.535	39.083	-1.465	74.000	33.451	PK

Note 1: " * ", means this data is the worst emission level.

Note 2: Measure Level (dB μ V/m) = Reading Level (dB μ V) + Factor (dB/m).

Note 3: Factor (dB/m) = Cable Loss (dB) + Antenna Factor (dB/m).

Site: SIP-AC2	Test Date: 2023-07-05
Limit: FCC_2.4G_RE(3m)	Engineer: Mero Zhou
Probe: HF907_102861_1-18GHz	Polarity: Vertical
EUT: Access Point	Power: AC 120V/60Hz
Test Mode: Transmit by 802.11n-HT20 at 2462MHz	



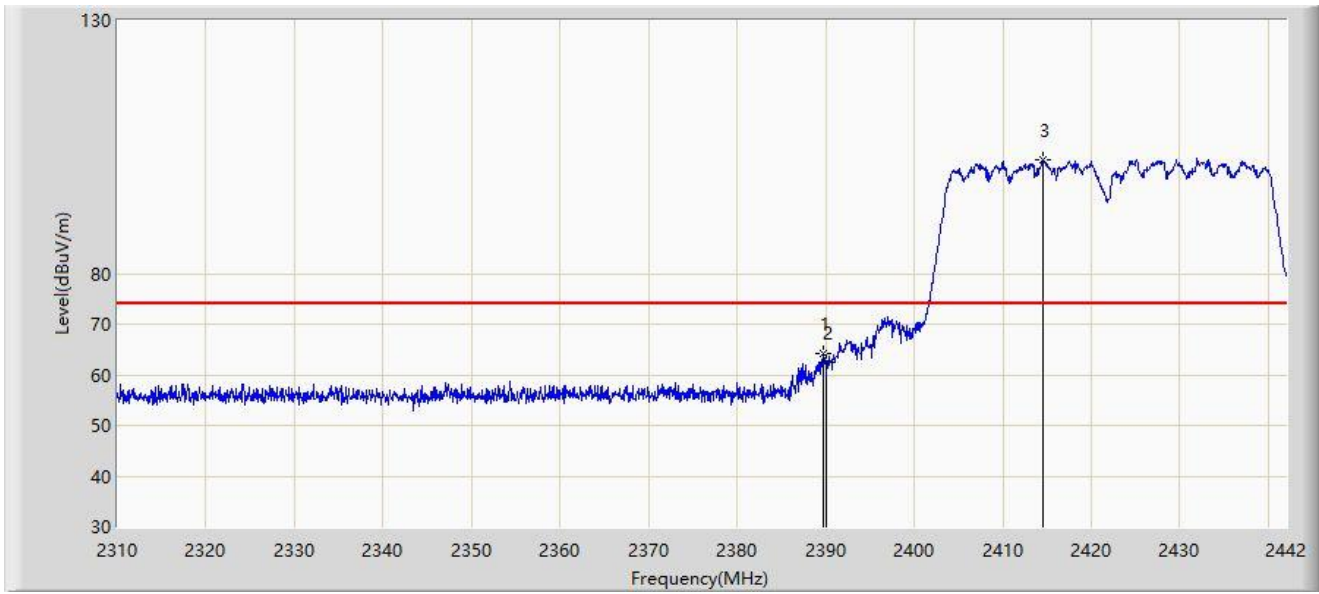
No	Mark	Frequency (MHz)	Measure Level (dB μ V/m)	Reading Level (dB μ V)	Margin (dB)	Limit (dB μ V/m)	Factor (dB/m)	Type
1		2464.576	103.148	69.721	N/A	N/A	33.427	AV
2		2483.500	49.983	16.543	-4.017	54.000	33.440	AV
3	*	2484.400	52.999	19.553	-1.001	54.000	33.447	AV

Note 1: " * ", means this data is the worst emission level.

Note 2: Measure Level (dB μ V/m) = Reading Level (dB μ V) + Factor (dB/m).

Note 3: Factor (dB/m) = Cable Loss (dB) + Antenna Factor (dB/m).

Site: SIP-AC2	Test Date: 2023-07-06
Limit: FCC_2.4G_RE(3m)	Engineer: Mero Zhou
Probe: HF907_102861_1-18GHz	Polarity: Horizontal
EUT: Access Point	Power: AC 120V/60Hz
Test Mode: Transmit by 802.11n-HT40 at 2422MHz	



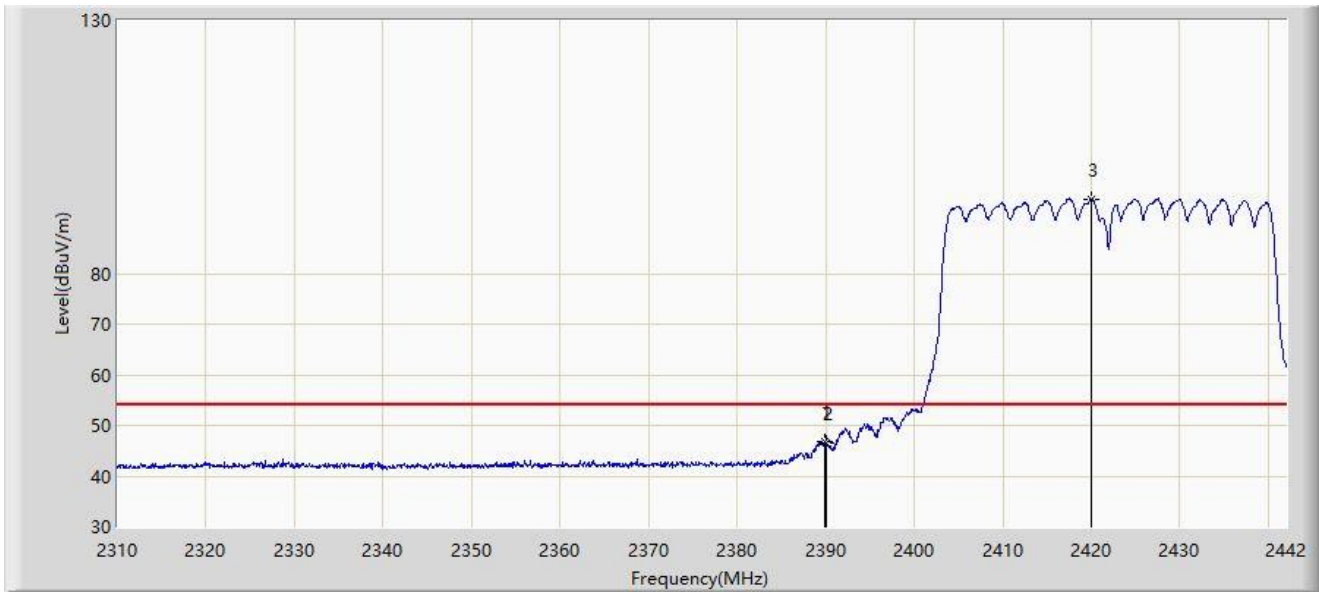
No	Mark	Frequency (MHz)	Measure Level (dB μ V/m)	Reading Level (dB μ V)	Margin (dB)	Limit (dB μ V/m)	Factor (dB/m)	Type
1	*	2389.662	64.272	31.124	-9.728	74.000	33.148	PK
2		2390.000	62.482	29.334	-11.518	74.000	33.148	PK
3		2414.544	102.566	69.328	N/A	N/A	33.238	PK

Note 1: " * ", means this data is the worst emission level.

Note 2: Measure Level (dB μ V/m) = Reading Level (dB μ V) + Factor (dB/m).

Note 3: Factor (dB/m) = Cable Loss (dB) + Antenna Factor (dB/m).

Site: SIP-AC2	Test Date: 2023-07-06
Limit: FCC_2.4G_RE(3m)	Engineer: Mero Zhou
Probe: HF907_102861_1-18GHz	Polarity: Horizontal
EUT: Access Point	Power: AC 120V/60Hz
Test Mode: Transmit by 802.11n-HT40 at 2422MHz	



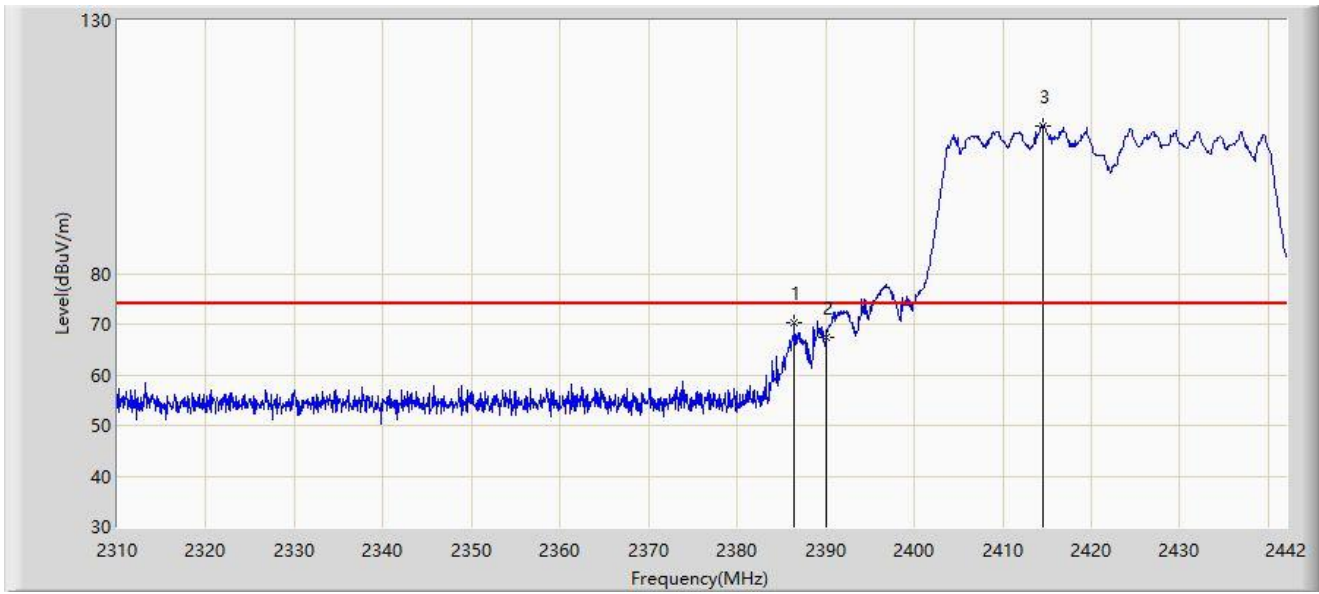
No	Mark	Frequency (MHz)	Measure Level (dB μ V/m)	Reading Level (dB μ V)	Margin (dB)	Limit (dB μ V/m)	Factor (dB/m)	Type
1	*	2389.926	46.890	13.742	-7.110	54.000	33.148	AV
2		2390.000	46.502	13.354	-7.498	54.000	33.148	AV
3		2420.022	94.779	61.510	N/A	N/A	33.270	AV

Note 1: " * ", means this data is the worst emission level.

Note 2: Measure Level (dB μ V/m) = Reading Level (dB μ V) + Factor (dB/m).

Note 3: Factor (dB/m) = Cable Loss (dB) + Antenna Factor (dB/m).

Site: SIP-AC2	Test Date: 2023-07-06
Limit: FCC_2.4G_RE(3m)	Engineer: Mero Zhou
Probe: HF907_102861_1-18GHz	Polarity: Vertical
EUT: Access Point	Power: AC 120V/60Hz
Test Mode: Transmit by 802.11n-HT40 at 2422MHz	



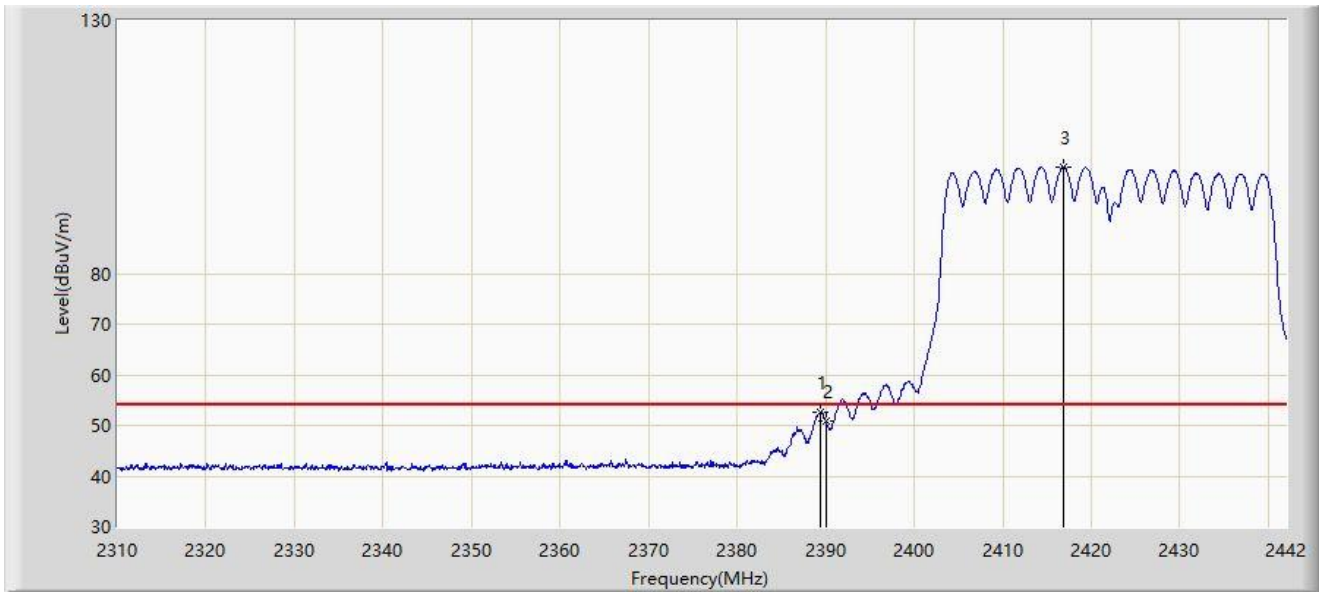
No	Mark	Frequency (MHz)	Measure Level (dBμV/m)	Reading Level (dBμV)	Margin (dB)	Limit (dBμV/m)	Factor (dB/m)	Type
1	*	2386.494	70.188	37.042	-3.812	74.000	33.146	PK
2		2390.000	67.337	34.189	-6.663	74.000	33.148	PK
3		2414.610	109.096	75.857	N/A	N/A	33.238	PK

Note 1: " * ", means this data is the worst emission level.

Note 2: Measure Level (dBμV/m) = Reading Level (dBμV) + Factor (dB/m).

Note 3: Factor (dB/m) = Cable Loss (dB) + Antenna Factor (dB/m).

Site: SIP-AC2	Test Date: 2023-07-06
Limit: FCC_2.4G_RE(3m)	Engineer: Mero Zhou
Probe: HF907_102861_1-18GHz	Polarity: Vertical
EUT: Access Point	Power: AC 120V/60Hz
Test Mode: Transmit by 802.11n-HT40 at 2422MHz	



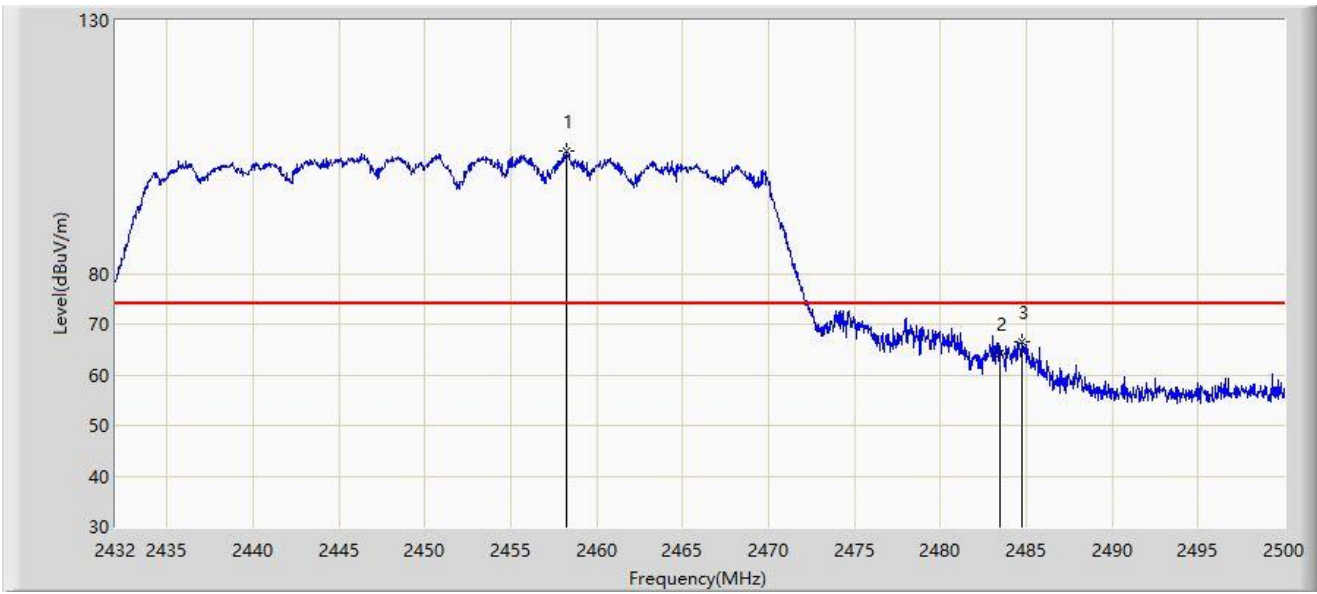
No	Mark	Frequency (MHz)	Measure Level (dB μ V/m)	Reading Level (dB μ V)	Margin (dB)	Limit (dB μ V/m)	Factor (dB/m)	Type
1	*	2389.332	52.664	19.516	-1.336	54.000	33.148	AV
2		2390.000	50.761	17.613	-3.239	54.000	33.148	AV
3		2416.854	101.055	67.804	N/A	N/A	33.252	AV

Note 1: " * ", means this data is the worst emission level.

Note 2: Measure Level (dB μ V/m) = Reading Level (dB μ V) + Factor (dB/m).

Note 3: Factor (dB/m) = Cable Loss (dB) + Antenna Factor (dB/m).

Site: SIP-AC2	Test Date: 2023-07-06
Limit: FCC_2.4G_RE(3m)	Engineer: Mero Zhou
Probe: HF907_102861_1-18GHz	Polarity: Horizontal
EUT: Access Point	Power: AC 120V/60Hz
Test Mode: Transmit by 802.11n-HT40 at 2452MHz	



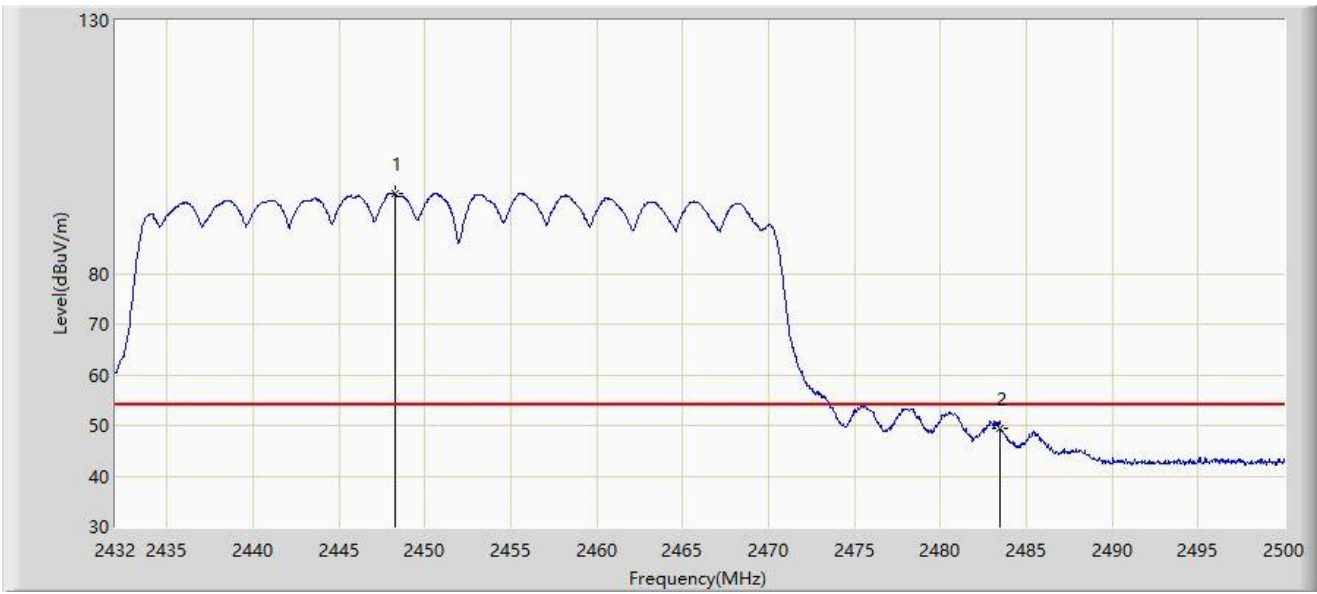
No	Mark	Frequency (MHz)	Measure Level (dB μ V/m)	Reading Level (dB μ V)	Margin (dB)	Limit (dB μ V/m)	Factor (dB/m)	Type
1		2458.214	104.058	70.638	N/A	N/A	33.420	PK
2		2483.500	64.116	30.676	-9.884	74.000	33.440	PK
3	*	2484.734	66.501	33.052	-7.499	74.000	33.449	PK

Note 1: " * ", means this data is the worst emission level.

Note 2: Measure Level (dB μ V/m) = Reading Level (dB μ V) + Factor (dB/m).

Note 3: Factor (dB/m) = Cable Loss (dB) + Antenna Factor (dB/m).

Site: SIP-AC2	Test Date: 2023-07-06
Limit: FCC_2.4G_RE(3m)	Engineer: Mero Zhou
Probe: HF907_102861_1-18GHz	Polarity: Horizontal
EUT: Access Point	Power: AC 120V/60Hz
Test Mode: Transmit by 802.11n-HT40 at 2452MHz	



No	Mark	Frequency (MHz)	Measure Level (dB μ V/m)	Reading Level (dB μ V)	Margin (dB)	Limit (dB μ V/m)	Factor (dB/m)	Type
1		2448.252	95.703	62.309	N/A	N/A	33.394	AV
2	*	2483.500	49.319	15.879	-4.681	54.000	33.440	AV

Note 1: " * ", means this data is the worst emission level.

Note 2: Measure Level (dB μ V/m) = Reading Level (dB μ V) + Factor (dB/m).

Note 3: Factor (dB/m) = Cable Loss (dB) + Antenna Factor (dB/m).

Site: SIP-AC2	Test Date: 2023-07-06
Limit: FCC_2.4G_RE(3m)	Engineer: Mero Zhou
Probe: HF907_102861_1-18GHz	Polarity: Vertical
EUT: Access Point	Power: AC 120V/60Hz
Test Mode: Transmit by 802.11n-HT40 at 2452MHz	



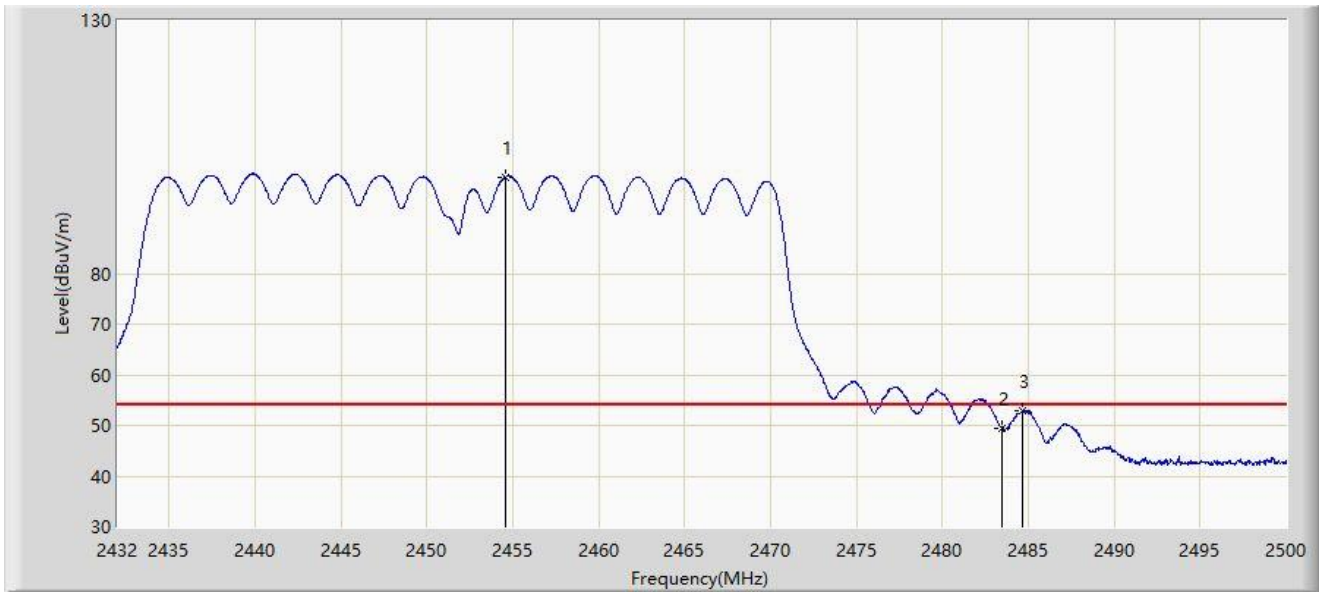
No	Mark	Frequency (MHz)	Measure Level (dB μ V/m)	Reading Level (dB μ V)	Margin (dB)	Limit (dB μ V/m)	Factor (dB/m)	Type
1		2444.512	107.345	73.962	N/A	N/A	33.383	PK
2		2483.500	67.924	34.484	-6.076	74.000	33.440	PK
3	*	2487.420	69.149	35.682	-4.851	74.000	33.468	PK

Note 1: " * ", means this data is the worst emission level.

Note 2: Measure Level (dB μ V/m) = Reading Level (dB μ V) + Factor (dB/m).

Note 3: Factor (dB/m) = Cable Loss (dB) + Antenna Factor (dB/m).

Site: SIP-AC2	Test Date: 2023-07-06
Limit: FCC_2.4G_RE(3m)	Engineer: Mero Zhou
Probe: HF907_102861_1-18GHz	Polarity: Vertical
EUT: Access Point	Power: AC 120V/60Hz
Test Mode: Transmit by 802.11n-HT40 at 2452MHz	



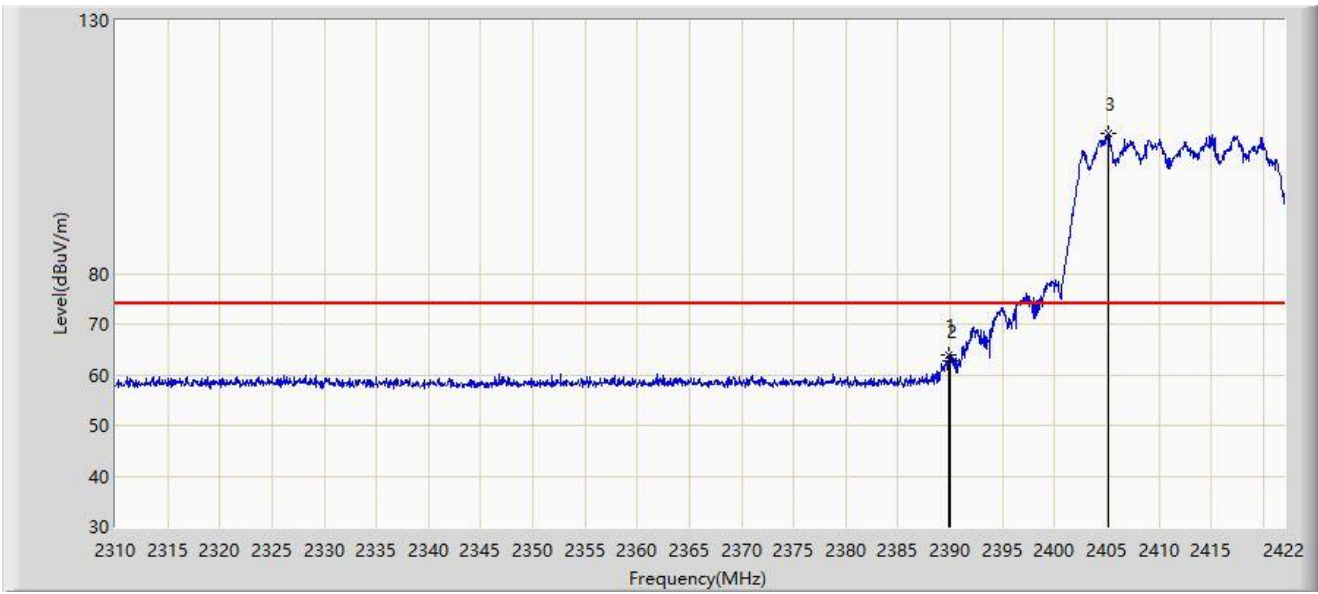
No	Mark	Frequency (MHz)	Measure Level (dBuV/m)	Reading Level (dBuV)	Margin (dB)	Limit (dBuV/m)	Factor (dB/m)	Type
1		2454.610	99.122	65.712	N/A	N/A	33.411	AV
2		2483.500	49.551	16.111	-4.449	54.000	33.440	AV
3	*	2484.700	53.037	19.588	-0.963	54.000	33.449	AV

Note 1: " * ", means this data is the worst emission level.

Note 2: Measure Level (dBuV/m) = Reading Level (dBuV) + Factor (dB/m).

Note 3: Factor (dB/m) = Cable Loss (dB) + Antenna Factor (dB/m).

Site: SIP-AC2	Test Date: 2023-07-06
Limit: FCC_2.4G_RE(3m)	Engineer: Mero Zhou
Probe: BBHA 9120D_02042_1-18GHz	Polarity: Horizontal
EUT: Access Point	Power: AC 120V/60Hz
Test Mode: Transmit by 802.11ax-HE20 at 2412MHz	



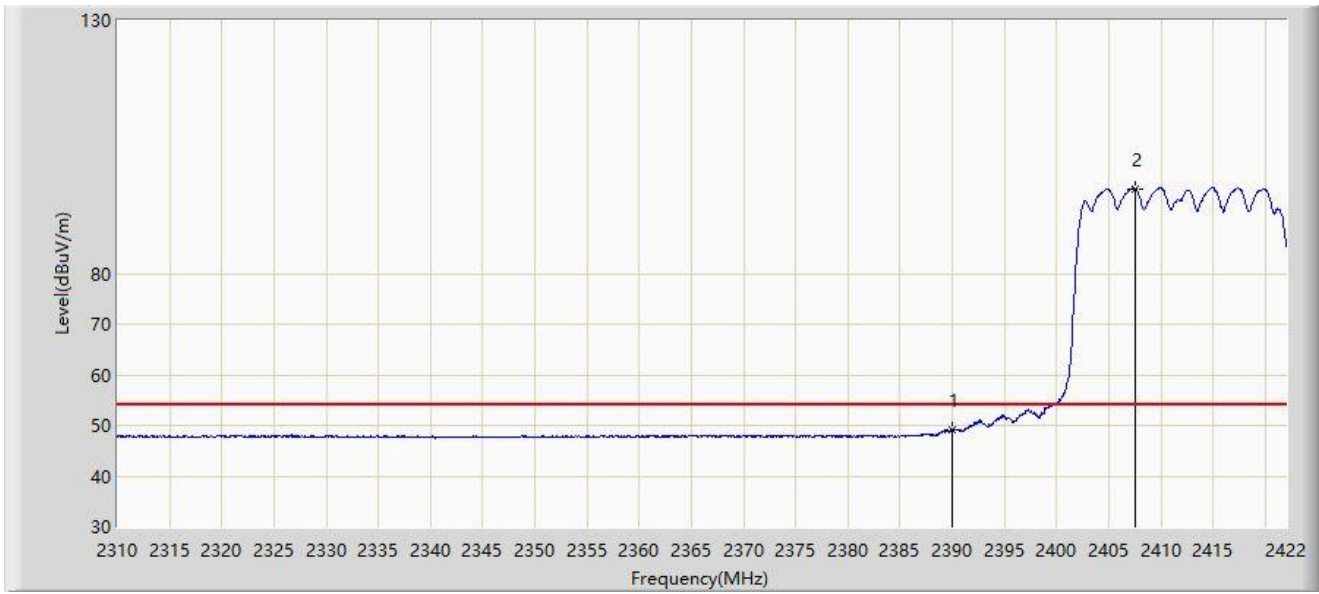
No	Mark	Frequency (MHz)	Measure Level (dBμV/m)	Reading Level (dBμV)	Margin (dB)	Limit (dBμV/m)	Factor (dB/m)	Type
1	*	2389.800	63.950	31.566	-10.050	74.000	32.384	PK
2		2390.000	62.771	30.388	-11.229	74.000	32.382	PK
3		2405.144	107.565	75.223	N/A	N/A	32.342	PK

Note 1: " * ", means this data is the worst emission level.

Note 2: Measure Level (dBμV/m) = Reading Level (dBμV) + Factor (dB/m).

Note 3: Factor (dB/m) = Cable Loss (dB) + Antenna Factor (dB/m).

Site: SIP-AC2	Test Date: 2023-07-06
Limit: FCC_2.4G_RE(3m)	Engineer: Mero Zhou
Probe: BBHA 9120D_02042_1-18GHz	Polarity: Horizontal
EUT: Access Point	Power: AC 120V/60Hz
Test Mode: Transmit by 802.11ax-HE20 at 2412MHz	



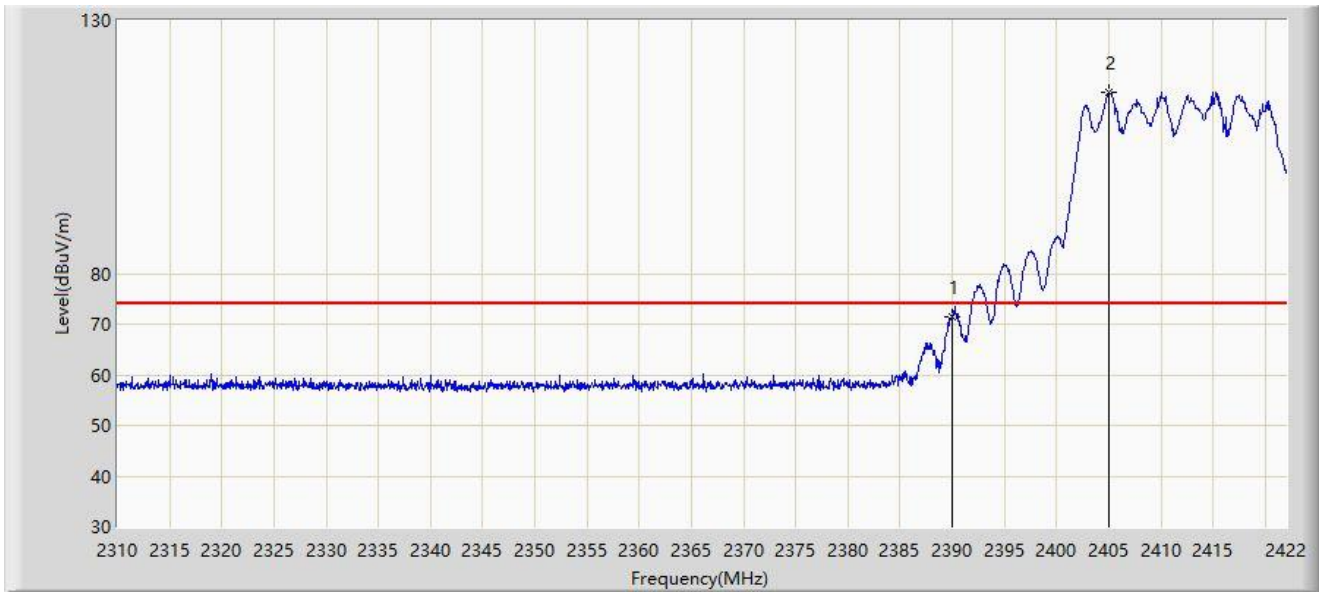
No	Mark	Frequency (MHz)	Measure Level (dB μ V/m)	Reading Level (dB μ V)	Margin (dB)	Limit (dB μ V/m)	Factor (dB/m)	Type
1	*	2390.000	49.247	16.864	-4.753	54.000	32.382	AV
2		2407.496	96.803	64.464	N/A	N/A	32.339	AV

Note 1: " * ", means this data is the worst emission level.

Note 2: Measure Level (dB μ V/m) = Reading Level (dB μ V) + Factor (dB/m).

Note 3: Factor (dB/m) = Cable Loss (dB) + Antenna Factor (dB/m).

Site: SIP-AC2	Test Date: 2023-07-06
Limit: FCC_2.4G_RE(3m)	Engineer: Mero Zhou
Probe: BBHA 9120D_02042_1-18GHz	Polarity: Vertical
EUT: Access Point	Power: AC 120V/60Hz
Test Mode: Transmit by 802.11ax-HE20 at 2412MHz	



No	Mark	Frequency (MHz)	Measure Level (dB μ V/m)	Reading Level (dB μ V)	Margin (dB)	Limit (dB μ V/m)	Factor (dB/m)	Type
1	*	2390.000	71.528	39.145	-2.472	74.000	32.382	PK
2		2405.032	115.929	83.587	N/A	N/A	32.342	PK

Note 1: " * ", means this data is the worst emission level.

Note 2: Measure Level (dB μ V/m) = Reading Level (dB μ V) + Factor (dB/m).

Note 3: Factor (dB/m) = Cable Loss (dB) + Antenna Factor (dB/m).

Site: SIP-AC2	Test Date: 2023-07-06
Limit: FCC_2.4G_RE(3m)	Engineer: Mero Zhou
Probe: BBHA 9120D_02042_1-18GHz	Polarity: Vertical
EUT: Access Point	Power: AC 120V/60Hz
Test Mode: Transmit by 802.11ax-HE20 at 2412MHz	



No	Mark	Frequency (MHz)	Measure Level (dB μ V/m)	Reading Level (dB μ V)	Margin (dB)	Limit (dB μ V/m)	Factor (dB/m)	Type
1	*	2390.000	53.455	21.072	-0.545	54.000	32.382	AV
2		2410.016	105.048	72.713	N/A	N/A	32.334	AV

Note 1: " * ", means this data is the worst emission level.

Note 2: Measure Level (dB μ V/m) = Reading Level (dB μ V) + Factor (dB/m).

Note 3: Factor (dB/m) = Cable Loss (dB) + Antenna Factor (dB/m).

Site: SIP-AC2	Test Date: 2023-07-06
Limit: FCC_2.4G_RE(3m)	Engineer: Mero Zhou
Probe: BBHA 9120D_02042_1-18GHz	Polarity: Horizontal
EUT: Access Point	Power: AC 120V/60Hz
Test Mode: Transmit by 802.11ax-HE20 at 2462MHz	



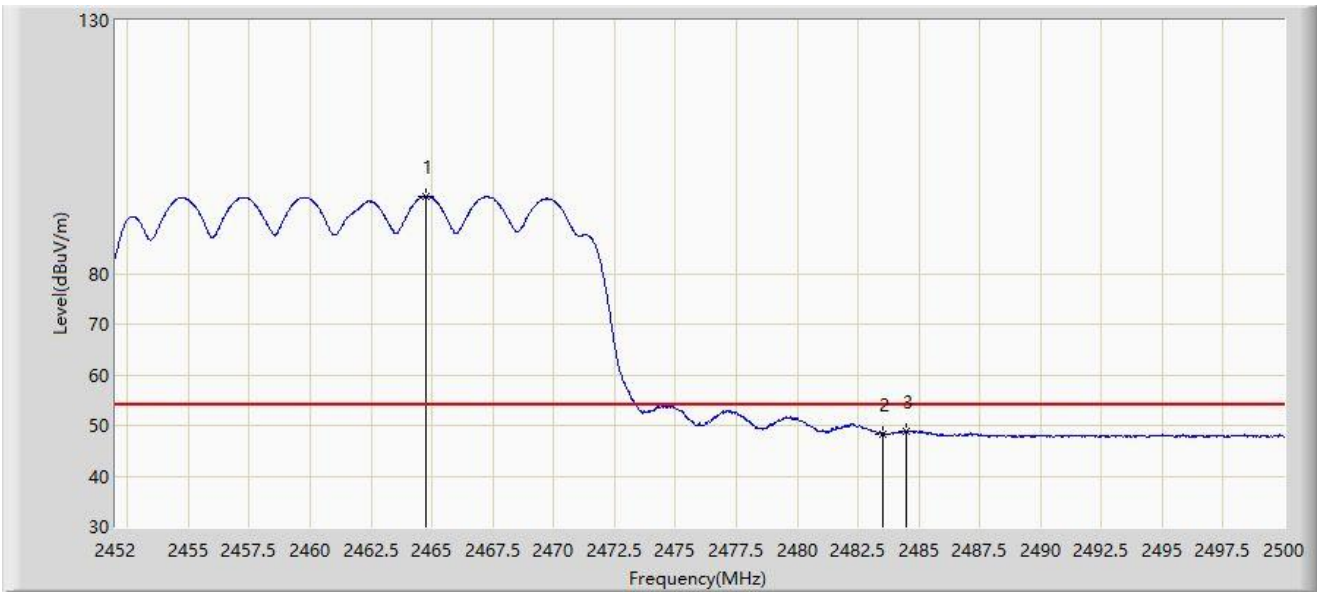
No	Mark	Frequency (MHz)	Measure Level (dB μ V/m)	Reading Level (dB μ V)	Margin (dB)	Limit (dB μ V/m)	Factor (dB/m)	Type
1		2467.312	106.694	74.416	N/A	N/A	32.278	PK
2		2483.500	60.148	27.925	-13.852	74.000	32.222	PK
3	*	2484.568	65.642	33.416	-8.358	74.000	32.226	PK

Note 1: " * ", means this data is the worst emission level.

Note 2: Measure Level (dB μ V/m) = Reading Level (dB μ V) + Factor (dB/m).

Note 3: Factor (dB/m) = Cable Loss (dB) + Antenna Factor (dB/m).

Site: SIP-AC2	Test Date: 2023-07-06
Limit: FCC_2.4G_RE(3m)	Engineer: Mero Zhou
Probe: BBHA 9120D_02042_1-18GHz	Polarity: Horizontal
EUT: Access Point	Power: AC 120V/60Hz
Test Mode: Transmit by 802.11ax-HE20 at 2462MHz	



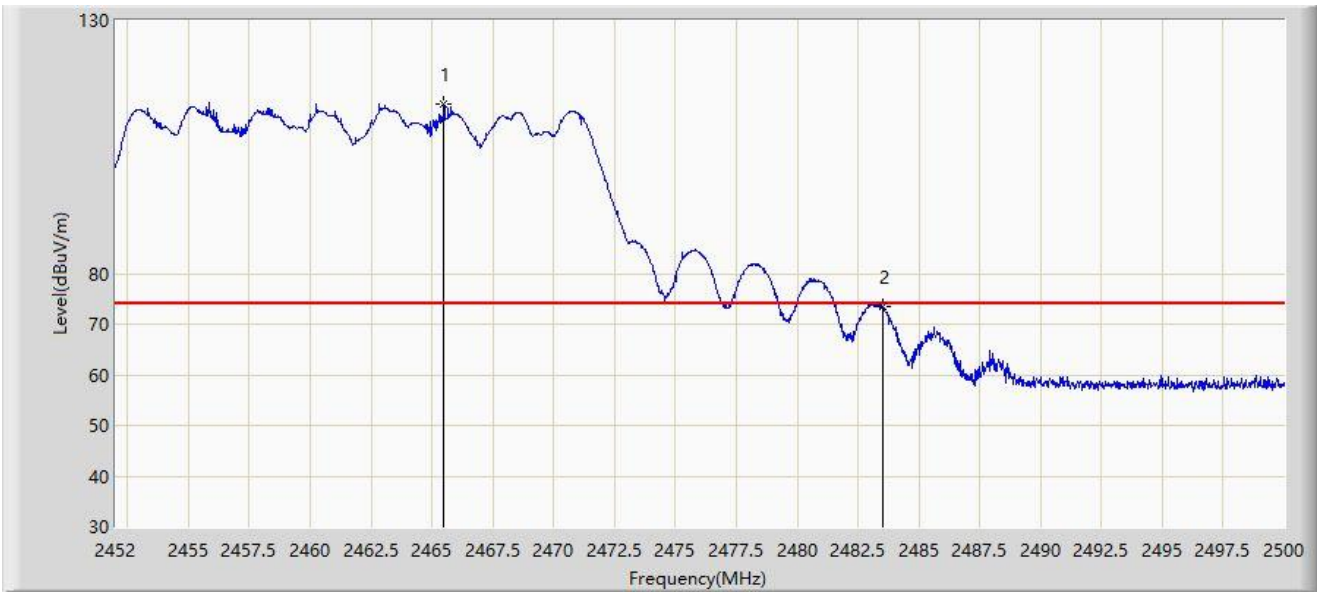
No	Mark	Frequency (MHz)	Measure Level (dB μ V/m)	Reading Level (dB μ V)	Margin (dB)	Limit (dB μ V/m)	Factor (dB/m)	Type
1		2464.744	95.250	62.956	N/A	N/A	32.294	AV
2		2483.500	48.279	16.056	-5.721	54.000	32.222	AV
3	*	2484.472	48.806	16.580	-5.194	54.000	32.226	AV

Note 1: " * ", means this data is the worst emission level.

Note 2: Measure Level (dB μ V/m) = Reading Level (dB μ V) + Factor (dB/m).

Note 3: Factor (dB/m) = Cable Loss (dB) + Antenna Factor (dB/m).

Site: SIP-AC2	Test Date: 2023-07-06
Limit: FCC_2.4G_RE(3m)	Engineer: Mero Zhou
Probe: BBHA 9120D_02042_1-18GHz	Polarity: Vertical
EUT: Access Point	Power: AC 120V/60Hz
Test Mode: Transmit by 802.11ax-HE20 at 2462MHz	



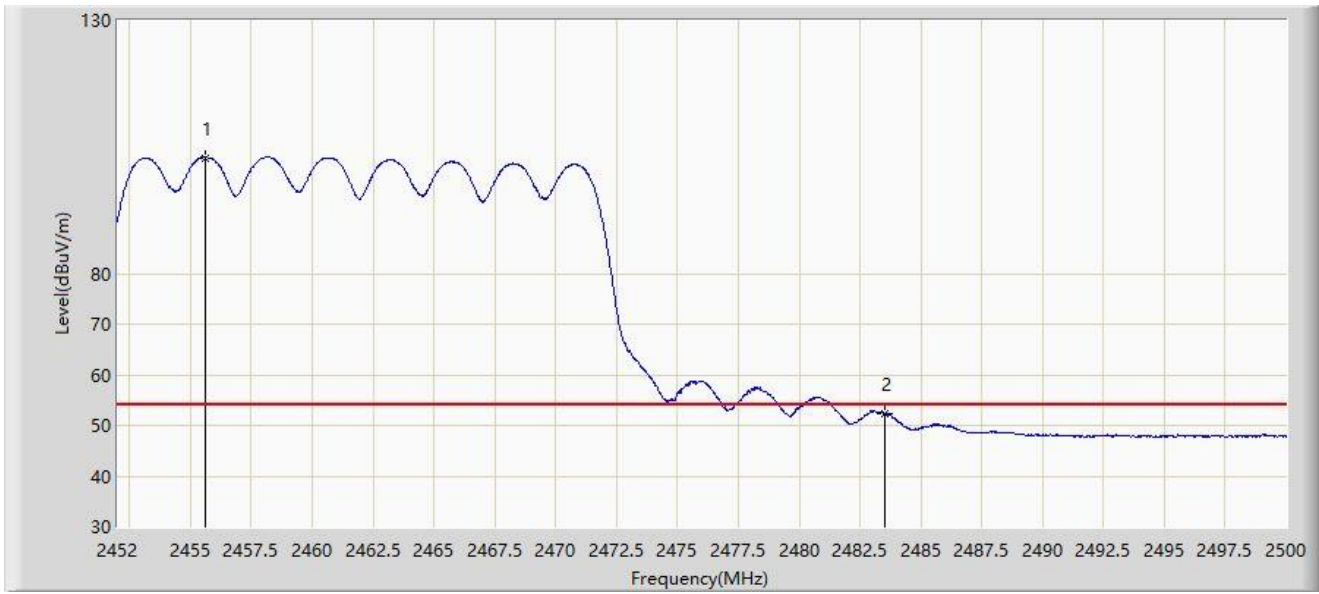
No	Mark	Frequency (MHz)	Measure Level (dB μ V/m)	Reading Level (dB μ V)	Margin (dB)	Limit (dB μ V/m)	Factor (dB/m)	Type
1		2465.488	113.350	81.061	N/A	N/A	32.289	PK
2	*	2483.500	73.451	41.228	-0.549	74.000	32.222	PK

Note 1: " * ", means this data is the worst emission level.

Note 2: Measure Level (dB μ V/m) = Reading Level (dB μ V) + Factor (dB/m).

Note 3: Factor (dB/m) = Cable Loss (dB) + Antenna Factor (dB/m).

Site: SIP-AC2	Test Date: 2023-07-06
Limit: FCC_2.4G_RE(3m)	Engineer: Mero Zhou
Probe: BBHA 9120D_02042_1-18GHz	Polarity: Vertical
EUT: Access Point	Power: AC 120V/60Hz
Test Mode: Transmit by 802.11ax-HE20 at 2462MHz	



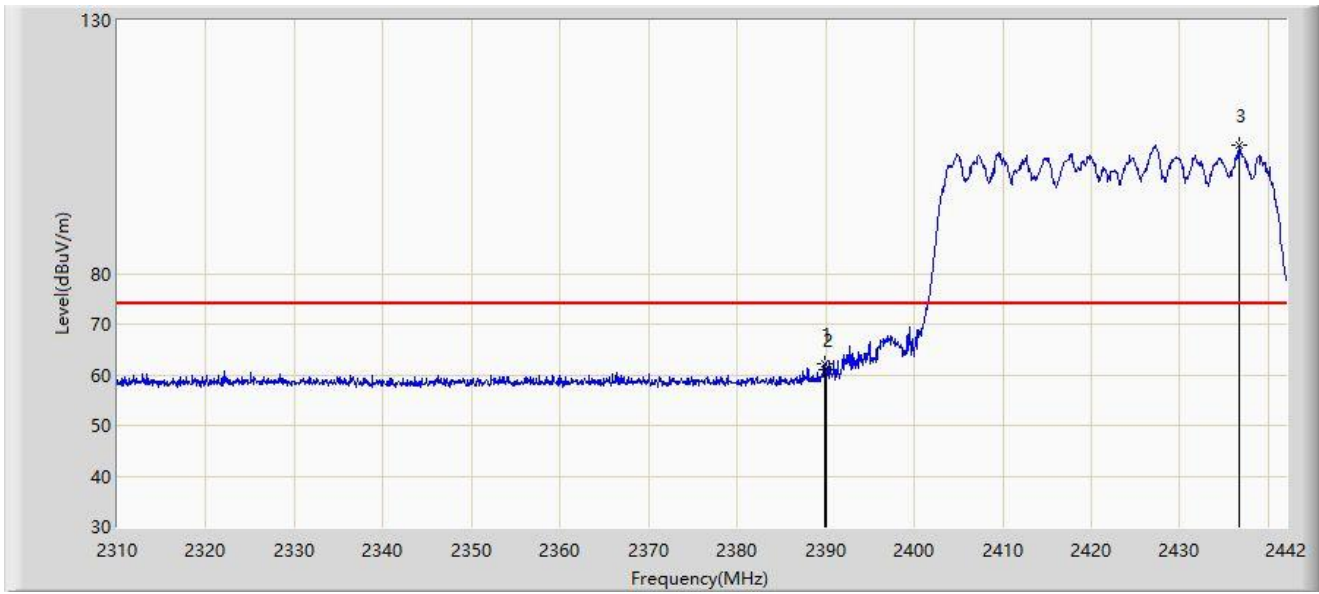
No	Mark	Frequency (MHz)	Measure Level (dB μ V/m)	Reading Level (dB μ V)	Margin (dB)	Limit (dB μ V/m)	Factor (dB/m)	Type
1		2455.624	102.893	70.568	N/A	N/A	32.325	AV
2	*	2483.500	52.371	20.148	-1.629	54.000	32.222	AV

Note 1: " * ", means this data is the worst emission level.

Note 2: Measure Level (dB μ V/m) = Reading Level (dB μ V) + Factor (dB/m).

Note 3: Factor (dB/m) = Cable Loss (dB) + Antenna Factor (dB/m).

Site: SIP-AC2	Test Date: 2023-07-06
Limit: FCC_2.4G_RE(3m)	Engineer: Mero Zhou
Probe: BBHA 9120D_02042_1-18GHz	Polarity: Horizontal
EUT: Access Point	Power: AC 120V/60Hz
Test Mode: Transmit by 802.11ax-HE40 at 2422MHz	



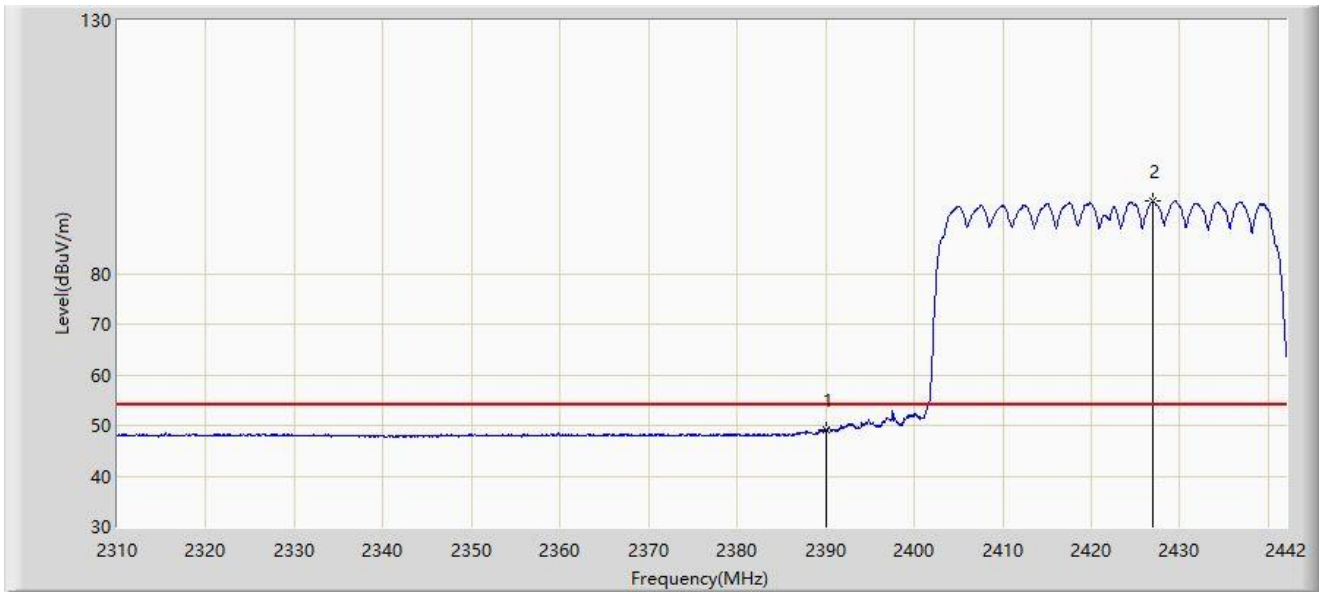
No	Mark	Frequency (MHz)	Measure Level (dB μ V/m)	Reading Level (dB μ V)	Margin (dB)	Limit (dB μ V/m)	Factor (dB/m)	Type
1	*	2389.926	62.289	29.906	-11.711	74.000	32.383	PK
2		2390.000	61.140	28.757	-12.860	74.000	32.382	PK
3		2436.786	105.336	72.985	N/A	N/A	32.352	PK

Note 1: " * ", means this data is the worst emission level.

Note 2: Measure Level (dB μ V/m) = Reading Level (dB μ V) + Factor (dB/m).

Note 3: Factor (dB/m) = Cable Loss (dB) + Antenna Factor (dB/m).

Site: SIP-AC2	Test Date: 2023-07-06
Limit: FCC_2.4G_RE(3m)	Engineer: Mero Zhou
Probe: BBHA 9120D_02042_1-18GHz	Polarity: Horizontal
EUT: Access Point	Power: AC 120V/60Hz
Test Mode: Transmit by 802.11ax-HE40 at 2422MHz	



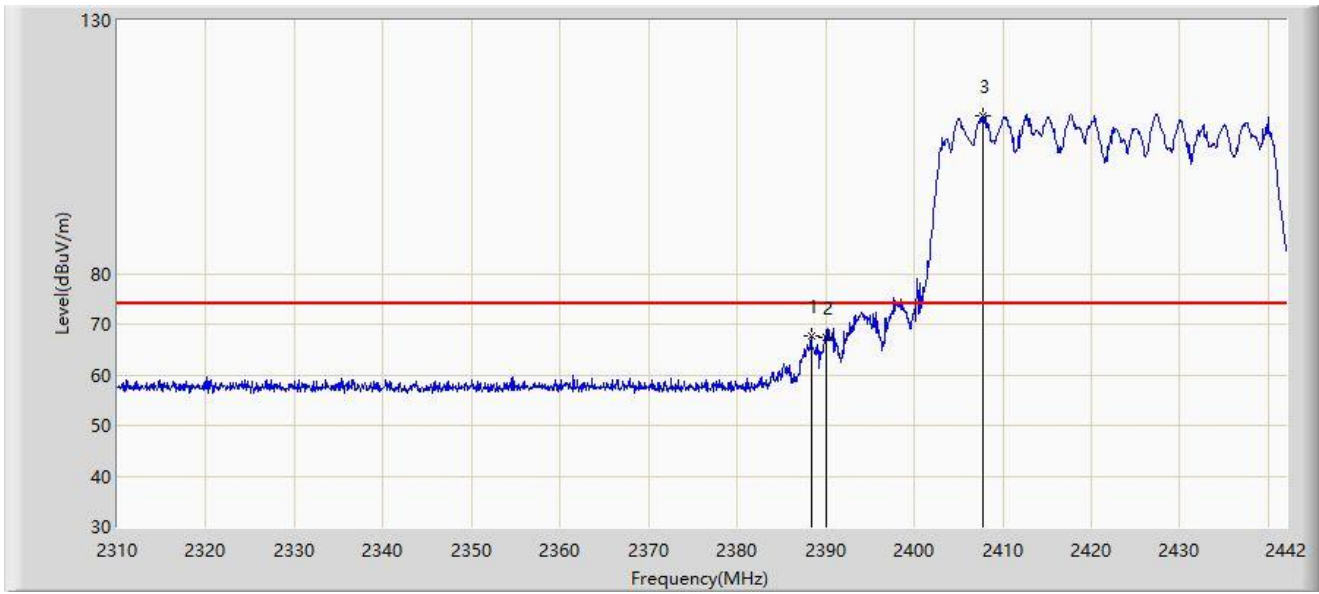
No	Mark	Frequency (MHz)	Measure Level (dB μ V/m)	Reading Level (dB μ V)	Margin (dB)	Limit (dB μ V/m)	Factor (dB/m)	Type
1	*	2390.000	49.203	16.820	-4.797	54.000	32.382	AV
2		2426.952	94.283	61.931	N/A	N/A	32.352	AV

Note 1: " * ", means this data is the worst emission level.

Note 2: Measure Level (dB μ V/m) = Reading Level (dB μ V) + Factor (dB/m).

Note 3: Factor (dB/m) = Cable Loss (dB) + Antenna Factor (dB/m).

Site: SIP-AC2	Test Date: 2023-07-06
Limit: FCC_2.4G_RE(3m)	Engineer: Mero Zhou
Probe: BBHA 9120D_02042_1-18GHz	Polarity: Vertical
EUT: Access Point	Power: AC 120V/60Hz
Test Mode: Transmit by 802.11ax-HE40 at 2422MHz	



No	Mark	Frequency (MHz)	Measure Level (dB μ V/m)	Reading Level (dB μ V)	Margin (dB)	Limit (dB μ V/m)	Factor (dB/m)	Type
1	*	2388.408	67.794	35.402	-6.206	74.000	32.392	PK
2		2390.000	67.325	34.942	-6.675	74.000	32.382	PK
3		2407.680	111.211	78.873	N/A	N/A	32.338	PK

Note 1: " * ", means this data is the worst emission level.

Note 2: Measure Level (dB μ V/m) = Reading Level (dB μ V) + Factor (dB/m).

Note 3: Factor (dB/m) = Cable Loss (dB) + Antenna Factor (dB/m).

Site: SIP-AC2	Test Date: 2023-07-06
Limit: FCC_2.4G_RE(3m)	Engineer: Mero Zhou
Probe: BBHA 9120D_02042_1-18GHz	Polarity: Vertical
EUT: Access Point	Power: AC 120V/60Hz
Test Mode: Transmit by 802.11ax-HE40 at 2422MHz	



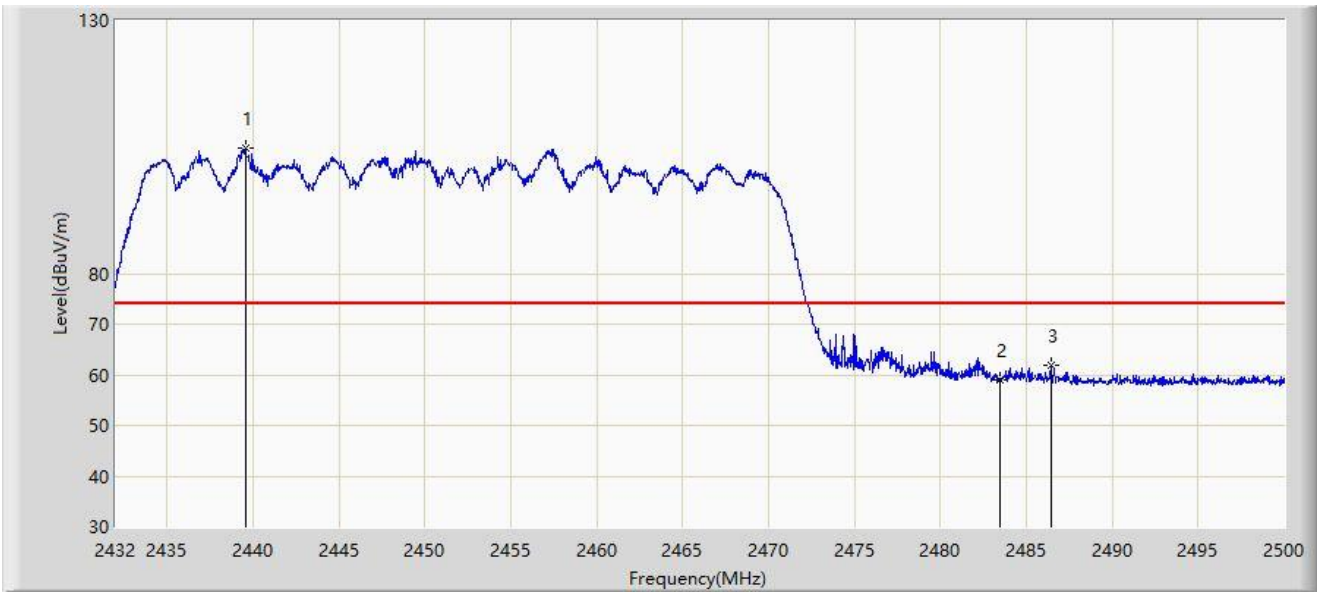
No	Mark	Frequency (MHz)	Measure Level (dB μ V/m)	Reading Level (dB μ V)	Margin (dB)	Limit (dB μ V/m)	Factor (dB/m)	Type
1	*	2390.000	53.171	20.788	-0.829	54.000	32.382	AV
2		2412.762	101.441	69.106	N/A	N/A	32.335	AV

Note 1: " * ", means this data is the worst emission level.

Note 2: Measure Level (dB μ V/m) = Reading Level (dB μ V) + Factor (dB/m).

Note 3: Factor (dB/m) = Cable Loss (dB) + Antenna Factor (dB/m).

Site: SIP-AC2	Test Date: 2023-07-06
Limit: FCC_2.4G_RE(3m)	Engineer: Mero Zhou
Probe: BBHA 9120D_02042_1-18GHz	Polarity: Horizontal
EUT: Access Point	Power: AC 120V/60Hz
Test Mode: Transmit by 802.11ax-HE40 at 2452MHz	



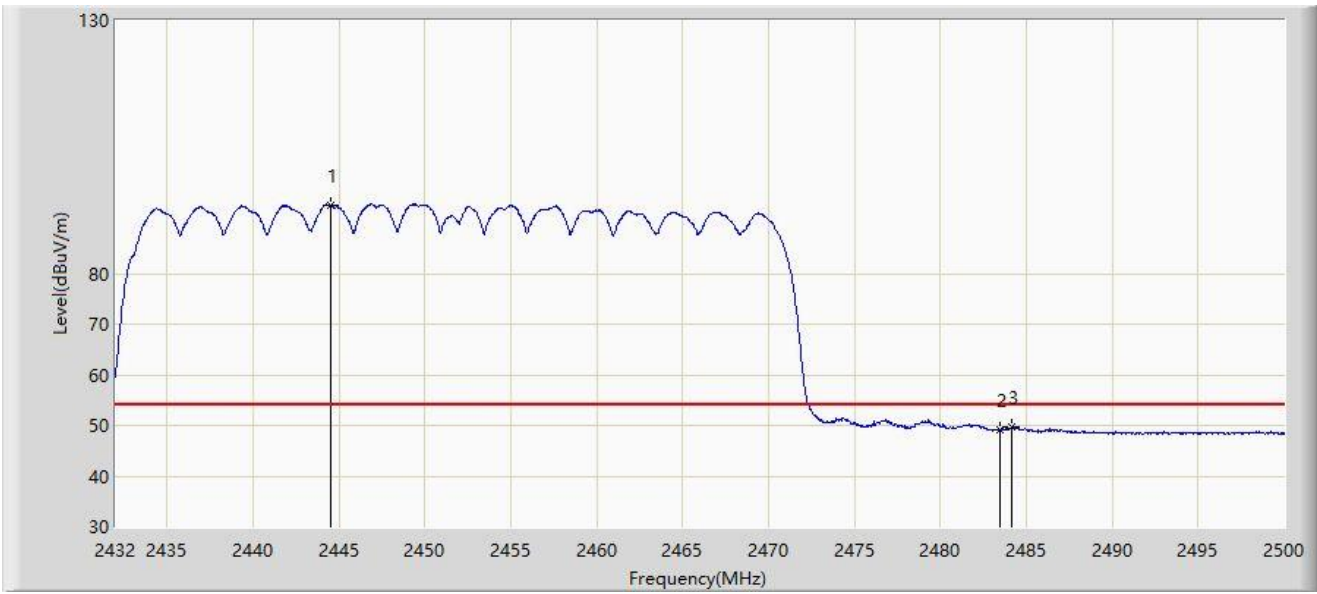
No	Mark	Frequency (MHz)	Measure Level (dB μ V/m)	Reading Level (dB μ V)	Margin (dB)	Limit (dB μ V/m)	Factor (dB/m)	Type
1		2439.582	104.878	72.527	N/A	N/A	32.351	PK
2		2483.500	59.020	26.797	-14.980	74.000	32.222	PK
3	*	2486.468	61.995	29.763	-12.005	74.000	32.232	PK

Note 1: " * ", means this data is the worst emission level.

Note 2: Measure Level (dB μ V/m) = Reading Level (dB μ V) + Factor (dB/m).

Note 3: Factor (dB/m) = Cable Loss (dB) + Antenna Factor (dB/m).

Site: SIP-AC2	Test Date: 2023-07-06
Limit: FCC_2.4G_RE(3m)	Engineer: Mero Zhou
Probe: BBHA 9120D_02042_1-18GHz	Polarity: Horizontal
EUT: Access Point	Power: AC 120V/60Hz
Test Mode: Transmit by 802.11ax-HE40 at 2452MHz	



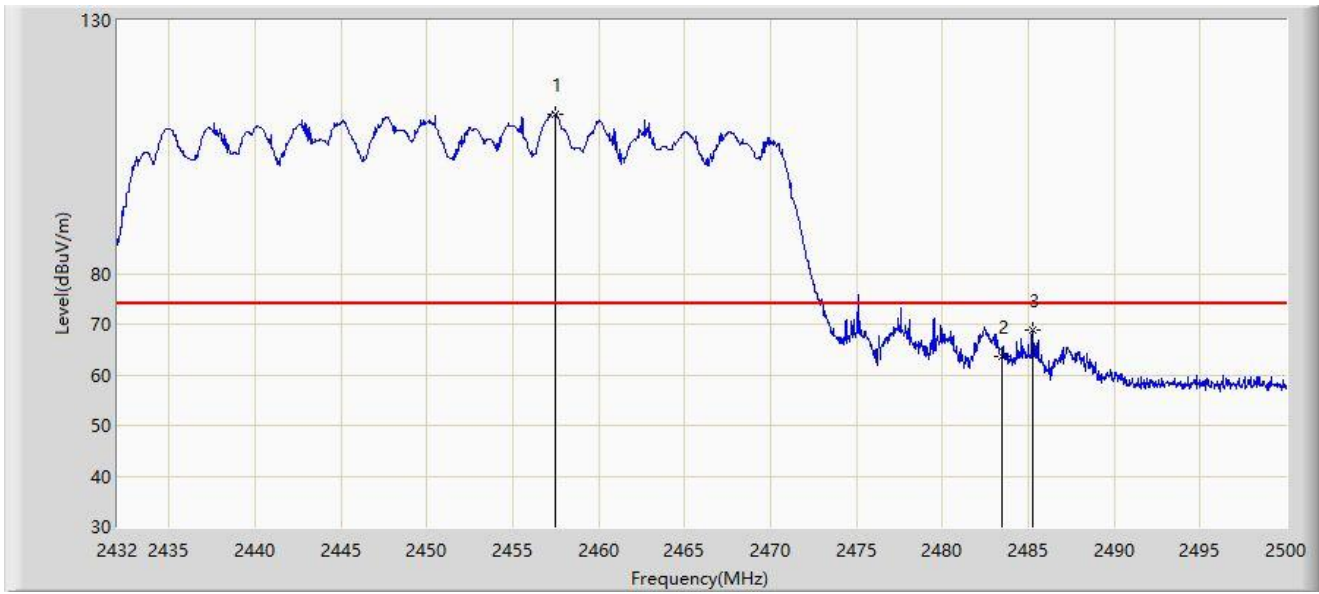
No	Mark	Frequency (MHz)	Measure Level (dB μ V/m)	Reading Level (dB μ V)	Margin (dB)	Limit (dB μ V/m)	Factor (dB/m)	Type
1		2444.546	93.534	61.184	N/A	N/A	32.350	AV
2		2483.500	49.136	16.913	-4.864	54.000	32.222	AV
3	*	2484.156	49.796	17.571	-4.204	54.000	32.225	AV

Note 1: " * ", means this data is the worst emission level.

Note 2: Measure Level (dB μ V/m) = Reading Level (dB μ V) + Factor (dB/m).

Note 3: Factor (dB/m) = Cable Loss (dB) + Antenna Factor (dB/m).

Site: SIP-AC2	Test Date: 2023-07-06
Limit: FCC_2.4G_RE(3m)	Engineer: Mero Zhou
Probe: BBHA 9120D_02042_1-18GHz	Polarity: Vertical
EUT: Access Point	Power: AC 120V/60Hz
Test Mode: Transmit by 802.11ax-HE40 at 2452MHz	



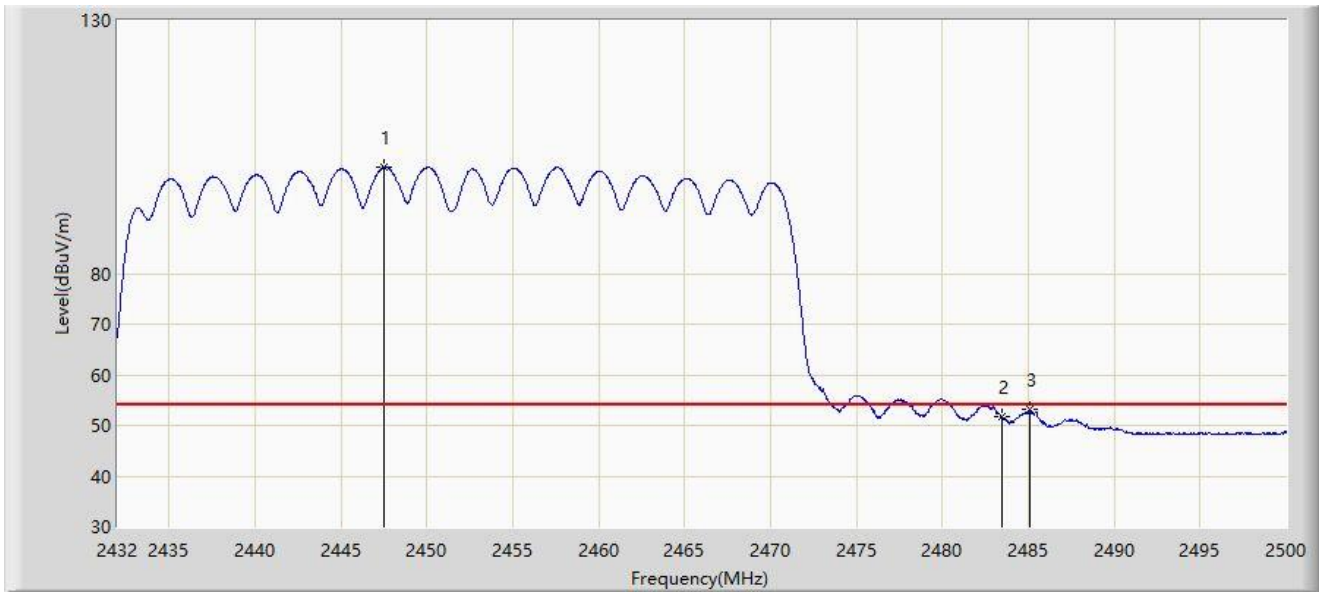
No	Mark	Frequency (MHz)	Measure Level (dB μ V/m)	Reading Level (dB μ V)	Margin (dB)	Limit (dB μ V/m)	Factor (dB/m)	Type
1		2457.466	111.555	79.234	N/A	N/A	32.321	PK
2		2483.500	63.640	31.417	-10.360	74.000	32.222	PK
3	*	2485.278	68.865	36.637	-5.135	74.000	32.228	PK

Note 1: " * ", means this data is the worst emission level.

Note 2: Measure Level (dB μ V/m) = Reading Level (dB μ V) + Factor (dB/m).

Note 3: Factor (dB/m) = Cable Loss (dB) + Antenna Factor (dB/m).

Site: SIP-AC2	Test Date: 2023-07-06
Limit: FCC_2.4G_RE(3m)	Engineer: Mero Zhou
Probe: BBHA 9120D_02042_1-18GHz	Polarity: Vertical
EUT: Access Point	Power: AC 120V/60Hz
Test Mode: Transmit by 802.11ax-HE40 at 2452MHz	



No	Mark	Frequency (MHz)	Measure Level (dB μ V/m)	Reading Level (dB μ V)	Margin (dB)	Limit (dB μ V/m)	Factor (dB/m)	Type
1		2447.504	100.997	68.653	N/A	N/A	32.344	AV
2		2483.500	51.622	19.399	-2.378	54.000	32.222	AV
3	*	2485.074	53.212	20.984	-0.788	54.000	32.227	AV

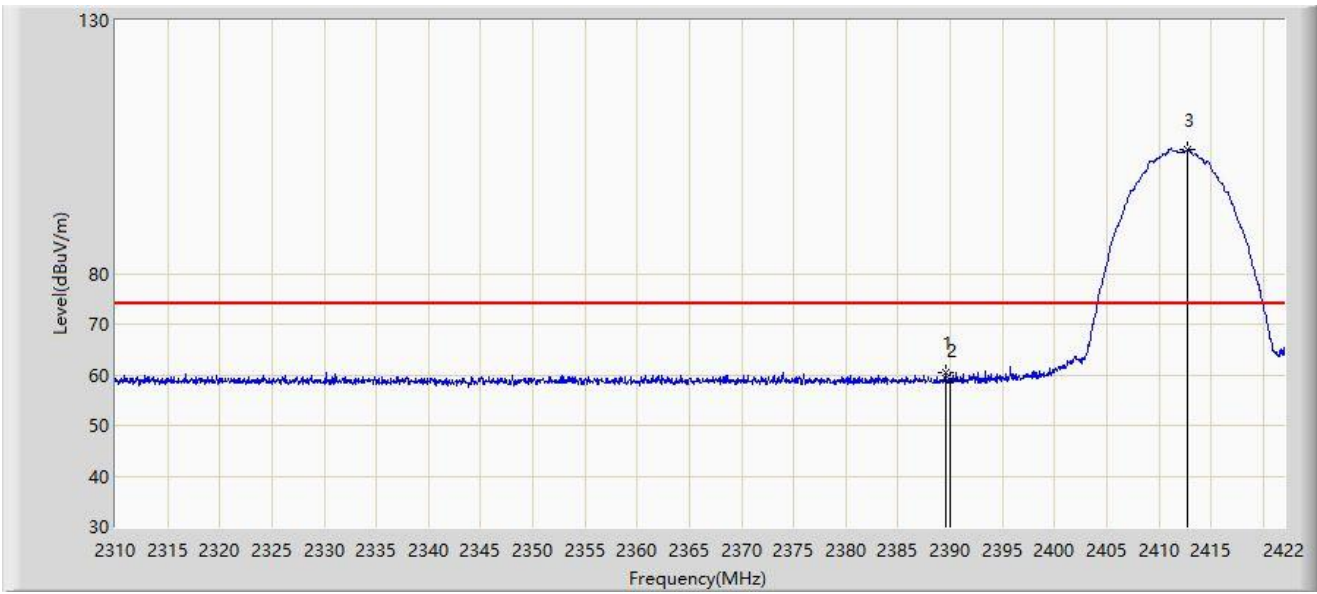
Note 1: " * ", means this data is the worst emission level.

Note 2: Measure Level (dB μ V/m) = Reading Level (dB μ V) + Factor (dB/m).

Note 3: Factor (dB/m) = Cable Loss (dB) + Antenna Factor (dB/m).

Radio 1 – Filter 2#:

Site: SIP-AC2	Test Date: 2023-07-06
Limit: FCC_2.4G_RE(3m)	Engineer: Mero Zhou
Probe: BBHA 9120D_02042_1-18GHz	Polarity: Horizontal
EUT: Access Point	Power: AC 120V/60Hz
Test Mode: Transmit by 802.11b at 2412MHz	



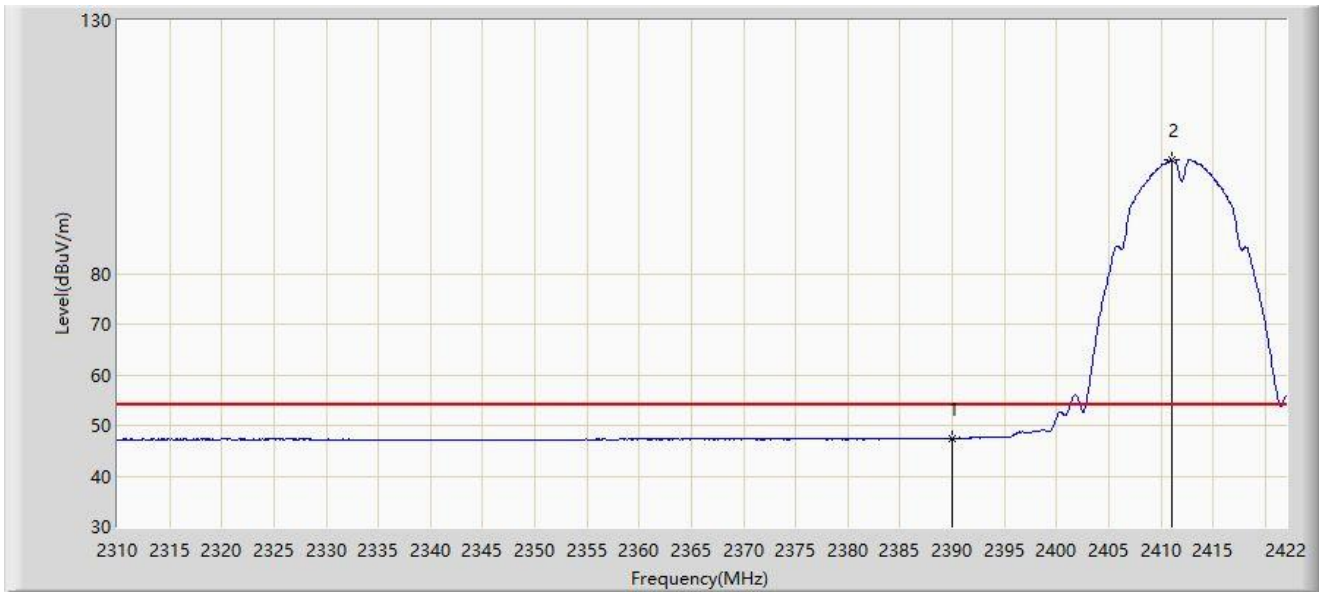
No	Mark	Frequency (MHz)	Measure Level (dBμV/m)	Reading Level (dBμV)	Margin (dB)	Limit (dBμV/m)	Factor (dB/m)	Type
1	*	2389.520	60.347	27.962	-13.653	74.000	32.385	PK
2		2390.000	59.044	26.661	-14.956	74.000	32.382	PK
3		2412.760	104.502	72.167	N/A	N/A	32.335	PK

Note 1: " * ", means this data is the worst emission level.

Note 2: Measure Level (dBμV/m) = Reading Level (dBμV) + Factor (dB/m).

Note 3: Factor (dB/m) = Cable Loss (dB) + Antenna Factor (dB/m).

Site: SIP-AC2	Test Date: 2023-07-06
Limit: FCC_2.4G_RE(3m)	Engineer: Mero Zhou
Probe: BBHA 9120D_02042_1-18GHz	Polarity: Horizontal
EUT: Access Point	Power: AC 120V/60Hz
Test Mode: Transmit by 802.11b at 2412MHz	



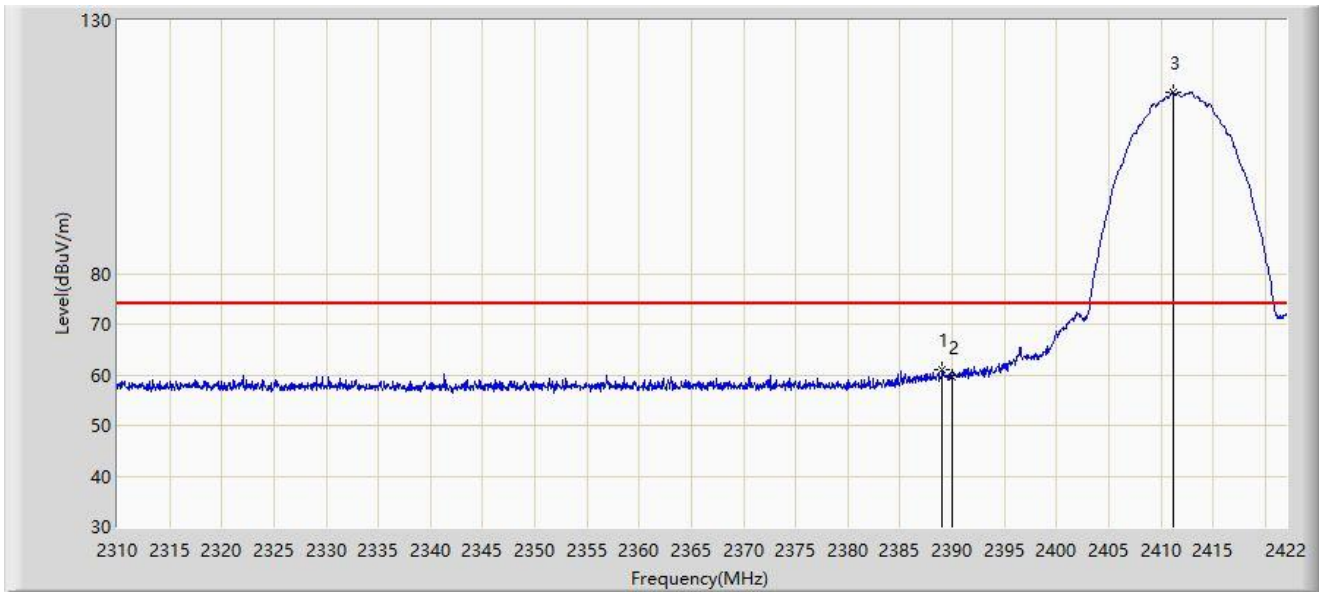
No	Mark	Frequency (MHz)	Measure Level (dB μ V/m)	Reading Level (dB μ V)	Margin (dB)	Limit (dB μ V/m)	Factor (dB/m)	Type
1	*	2390.000	47.454	15.071	-6.546	54.000	32.382	AV
2		2411.080	102.548	70.215	N/A	N/A	32.333	AV

Note 1: " * ", means this data is the worst emission level.

Note 2: Measure Level (dB μ V/m) = Reading Level (dB μ V) + Factor (dB/m).

Note 3: Factor (dB/m) = Cable Loss (dB) + Antenna Factor (dB/m).

Site: SIP-AC2	Test Date: 2023-07-06
Limit: FCC_2.4G_RE(3m)	Engineer: Mero Zhou
Probe: BBHA 9120D_02042_1-18GHz	Polarity: Vertical
EUT: Access Point	Power: AC 120V/60Hz
Test Mode: Transmit by 802.11b at 2412MHz	



No	Mark	Frequency (MHz)	Measure Level (dB μ V/m)	Reading Level (dB μ V)	Margin (dB)	Limit (dB μ V/m)	Factor (dB/m)	Type
1	*	2389.072	60.899	28.511	-13.101	74.000	32.388	PK
2		2390.000	59.593	27.210	-14.407	74.000	32.382	PK
3		2411.136	115.834	83.501	N/A	N/A	32.333	PK

Note 1: " * ", means this data is the worst emission level.

Note 2: Measure Level (dB μ V/m) = Reading Level (dB μ V) + Factor (dB/m).

Note 3: Factor (dB/m) = Cable Loss (dB) + Antenna Factor (dB/m).

Site: SIP-AC2	Test Date: 2023-07-06
Limit: FCC_2.4G_RE(3m)	Engineer: Mero Zhou
Probe: BBHA 9120D_02042_1-18GHz	Polarity: Vertical
EUT: Access Point	Power: AC 120V/60Hz
Test Mode: Transmit by 802.11b at 2412MHz	



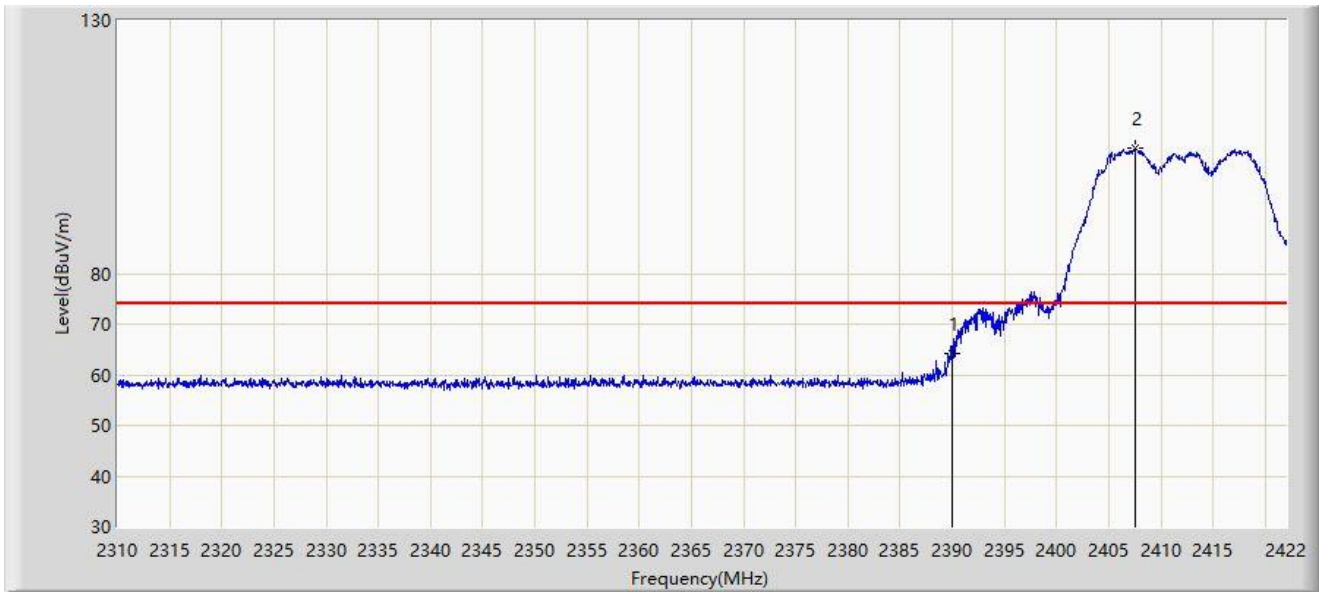
No	Mark	Frequency (MHz)	Measure Level (dB μ V/m)	Reading Level (dB μ V)	Margin (dB)	Limit (dB μ V/m)	Factor (dB/m)	Type
1	*	2390.000	49.332	16.949	-4.668	54.000	32.382	AV
2		2412.704	113.750	81.415	N/A	N/A	32.335	AV

Note 1: " * ", means this data is the worst emission level.

Note 2: Measure Level (dB μ V/m) = Reading Level (dB μ V) + Factor (dB/m).

Note 3: Factor (dB/m) = Cable Loss (dB) + Antenna Factor (dB/m).

Site: SIP-AC2	Test Date: 2023-07-06
Limit: FCC_2.4G_RE(3m)	Engineer: Mero Zhou
Probe: BBHA 9120D_02042_1-18GHz	Polarity: Horizontal
EUT: Access Point	Power: AC 120V/60Hz
Test Mode: Transmit by 802.11g at 2412MHz	



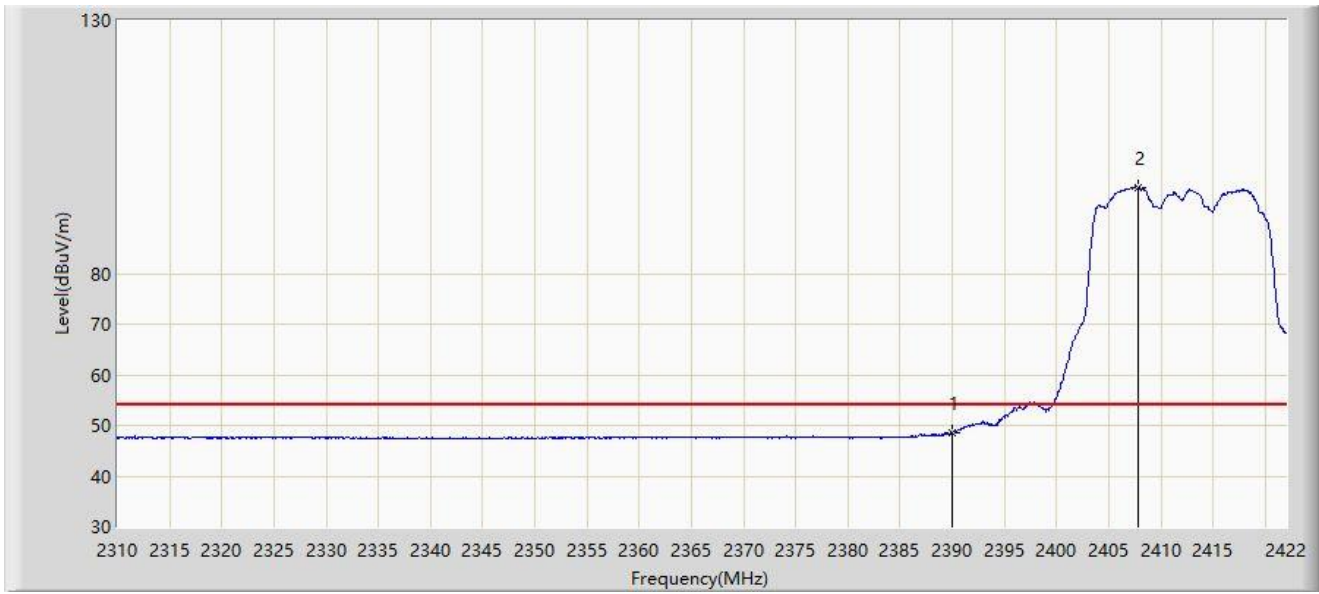
No	Mark	Frequency (MHz)	Measure Level (dB μ V/m)	Reading Level (dB μ V)	Margin (dB)	Limit (dB μ V/m)	Factor (dB/m)	Type
1	*	2390.000	64.283	31.900	-9.717	74.000	32.382	PK
2		2407.608	104.821	72.483	N/A	N/A	32.339	PK

Note 1: " * ", means this data is the worst emission level.

Note 2: Measure Level (dB μ V/m) = Reading Level (dB μ V) + Factor (dB/m).

Note 3: Factor (dB/m) = Cable Loss (dB) + Antenna Factor (dB/m).

Site: SIP-AC2	Test Date: 2023-07-06
Limit: FCC_2.4G_RE(3m)	Engineer: Mero Zhou
Probe: BBHA 9120D_02042_1-18GHz	Polarity: Horizontal
EUT: Access Point	Power: AC 120V/60Hz
Test Mode: Transmit by 802.11g at 2412MHz	



No	Mark	Frequency (MHz)	Measure Level (dB μ V/m)	Reading Level (dB μ V)	Margin (dB)	Limit (dB μ V/m)	Factor (dB/m)	Type
1	*	2390.000	48.566	16.183	-5.434	54.000	32.382	AV
2		2407.832	97.025	64.687	N/A	N/A	32.338	AV

Note 1: " * ", means this data is the worst emission level.

Note 2: Measure Level (dB μ V/m) = Reading Level (dB μ V) + Factor (dB/m).

Note 3: Factor (dB/m) = Cable Loss (dB) + Antenna Factor (dB/m).

Site: SIP-AC2	Test Date: 2023-07-06
Limit: FCC_2.4G_RE(3m)	Engineer: Mero Zhou
Probe: BBHA 9120D_02042_1-18GHz	Polarity: Vertical
EUT: Access Point	Power: AC 120V/60Hz
Test Mode: Transmit by 802.11g at 2412MHz	



No	Mark	Frequency (MHz)	Measure Level (dB μ V/m)	Reading Level (dB μ V)	Margin (dB)	Limit (dB μ V/m)	Factor (dB/m)	Type
1	*	2389.744	72.970	40.586	-1.030	74.000	32.384	PK
2		2390.000	72.561	40.178	-1.439	74.000	32.382	PK
3		2407.496	112.839	80.500	N/A	N/A	32.339	PK

Note 1: " * ", means this data is the worst emission level.

Note 2: Measure Level (dB μ V/m) = Reading Level (dB μ V) + Factor (dB/m).

Note 3: Factor (dB/m) = Cable Loss (dB) + Antenna Factor (dB/m).

Site: SIP-AC2	Test Date: 2023-07-06
Limit: FCC_2.4G_RE(3m)	Engineer: Mero Zhou
Probe: BBHA 9120D_02042_1-18GHz	Polarity: Vertical
EUT: Access Point	Power: AC 120V/60Hz
Test Mode: Transmit by 802.11g at 2412MHz	



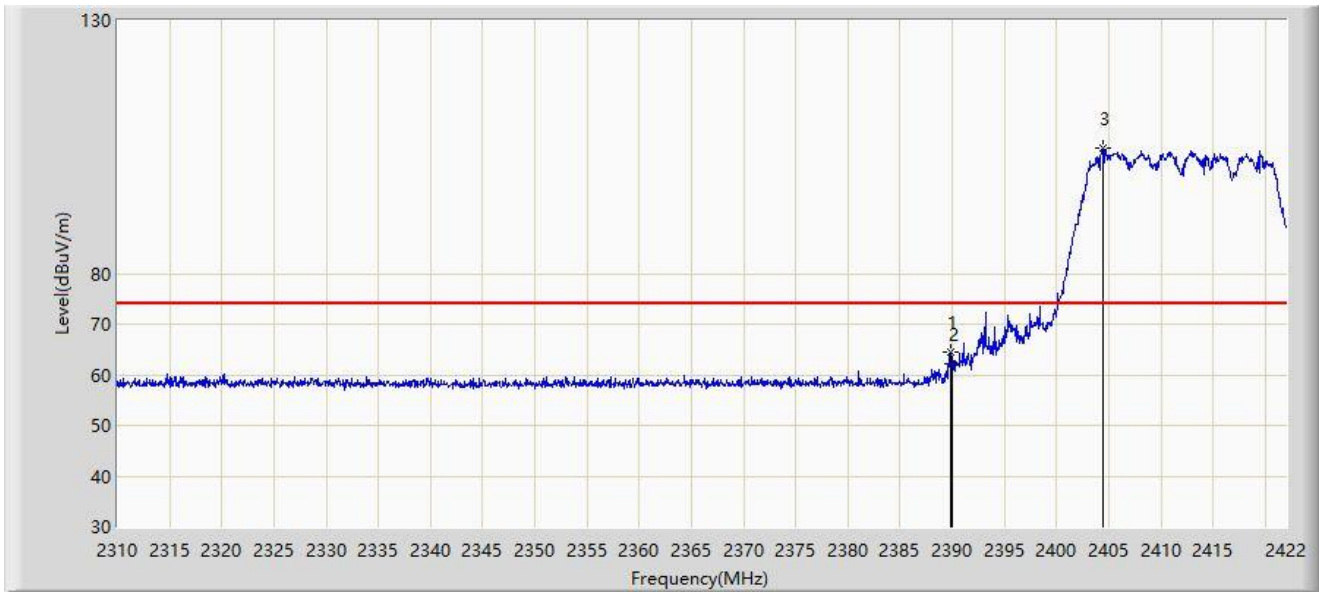
No	Mark	Frequency (MHz)	Measure Level (dB μ V/m)	Reading Level (dB μ V)	Margin (dB)	Limit (dB μ V/m)	Factor (dB/m)	Type
1	*	2390.000	51.370	18.987	-2.630	54.000	32.382	AV
2		2410.072	104.432	72.098	N/A	N/A	32.334	AV

Note 1: " * ", means this data is the worst emission level.

Note 2: Measure Level (dB μ V/m) = Reading Level (dB μ V) + Factor (dB/m).

Note 3: Factor (dB/m) = Cable Loss (dB) + Antenna Factor (dB/m).

Site: SIP-AC2	Test Date: 2023-07-06
Limit: FCC_2.4G_RE(3m)	Engineer: Mero Zhou
Probe: BBHA 9120D_02042_1-18GHz	Polarity: Horizontal
EUT: Access Point	Power: AC 120V/60Hz
Test Mode: Transmit by 802.11n-HT20 at 2412MHz	



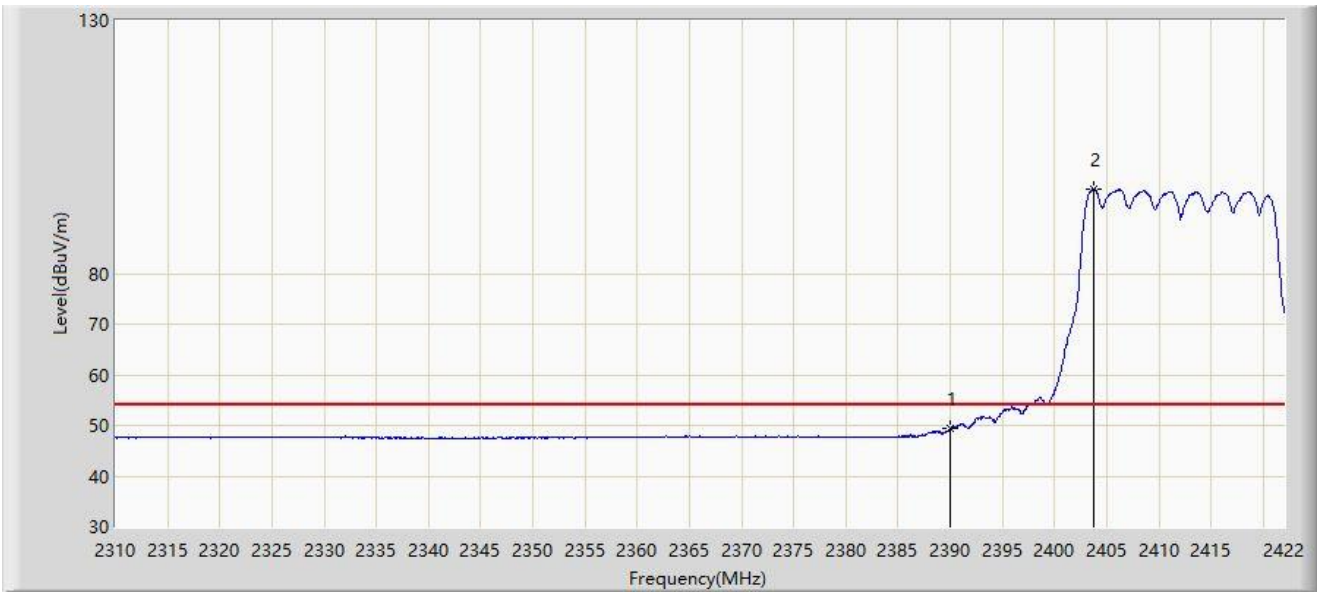
No	Mark	Frequency (MHz)	Measure Level (dB μ V/m)	Reading Level (dB μ V)	Margin (dB)	Limit (dB μ V/m)	Factor (dB/m)	Type
1	*	2389.800	64.572	32.188	-9.428	74.000	32.384	PK
2		2390.000	62.088	29.705	-11.912	74.000	32.382	PK
3		2404.472	104.884	72.541	N/A	N/A	32.344	PK

Note 1: " * ", means this data is the worst emission level.

Note 2: Measure Level (dB μ V/m) = Reading Level (dB μ V) + Factor (dB/m).

Note 3: Factor (dB/m) = Cable Loss (dB) + Antenna Factor (dB/m).

Site: SIP-AC2	Test Date: 2023-07-06
Limit: FCC_2.4G_RE(3m)	Engineer: Mero Zhou
Probe: BBHA 9120D_02042_1-18GHz	Polarity: Horizontal
EUT: Access Point	Power: AC 120V/60Hz
Test Mode: Transmit by 802.11n-HT20 at 2412MHz	



No	Mark	Frequency (MHz)	Measure Level (dB μ V/m)	Reading Level (dB μ V)	Margin (dB)	Limit (dB μ V/m)	Factor (dB/m)	Type
1	*	2390.000	49.351	16.968	-4.649	54.000	32.382	AV
2		2403.800	96.629	64.285	N/A	N/A	32.344	AV

Note 1: " * ", means this data is the worst emission level.

Note 2: Measure Level (dB μ V/m) = Reading Level (dB μ V) + Factor (dB/m).

Note 3: Factor (dB/m) = Cable Loss (dB) + Antenna Factor (dB/m).

Site: SIP-AC2	Test Date: 2023-07-06
Limit: FCC_2.4G_RE(3m)	Engineer: Mero Zhou
Probe: BBHA 9120D_02042_1-18GHz	Polarity: Vertical
EUT: Access Point	Power: AC 120V/60Hz
Test Mode: Transmit by 802.11n-HT20 at 2412MHz	



No	Mark	Frequency (MHz)	Measure Level (dB μ V/m)	Reading Level (dB μ V)	Margin (dB)	Limit (dB μ V/m)	Factor (dB/m)	Type
1	*	2388.568	73.268	40.877	-0.732	74.000	32.390	PK
2		2390.000	67.189	34.806	-6.811	74.000	32.382	PK
3		2403.968	112.544	80.200	N/A	N/A	32.344	PK

Note 1: " * ", means this data is the worst emission level.

Note 2: Measure Level (dB μ V/m) = Reading Level (dB μ V) + Factor (dB/m).

Note 3: Factor (dB/m) = Cable Loss (dB) + Antenna Factor (dB/m).

Site: SIP-AC2	Test Date: 2023-07-06
Limit: FCC_2.4G_RE(3m)	Engineer: Mero Zhou
Probe: BBHA 9120D_02042_1-18GHz	Polarity: Vertical
EUT: Access Point	Power: AC 120V/60Hz
Test Mode: Transmit by 802.11n-HT20 at 2412MHz	



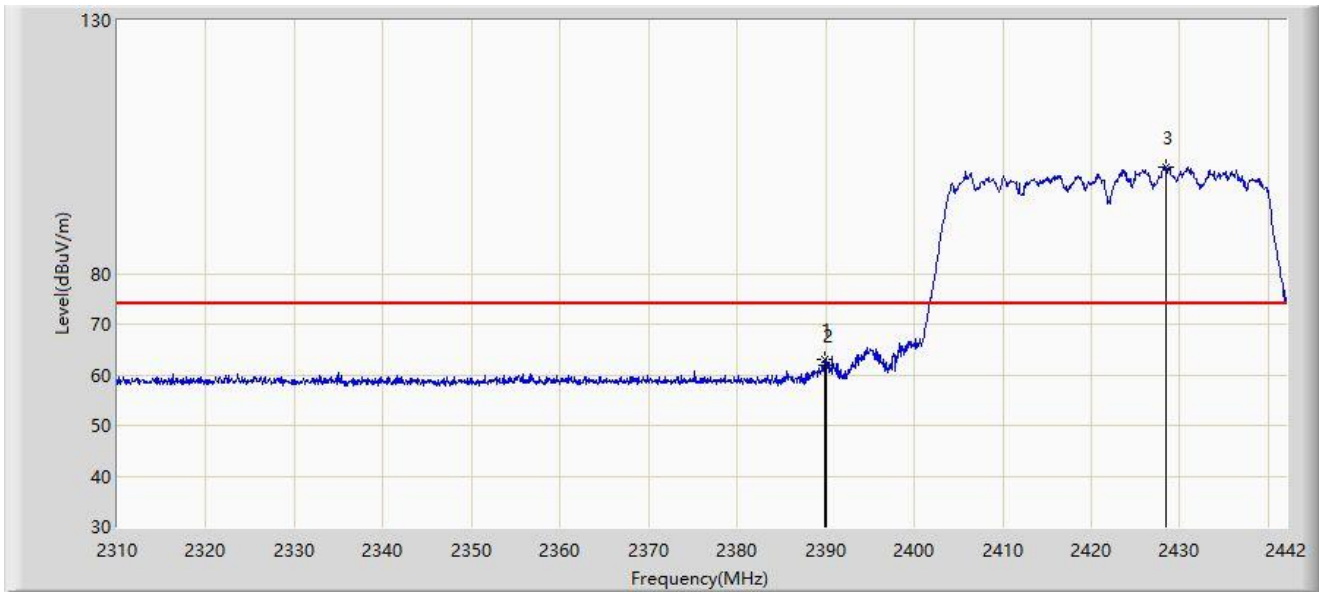
No	Mark	Frequency (MHz)	Measure Level (dB μ V/m)	Reading Level (dB μ V)	Margin (dB)	Limit (dB μ V/m)	Factor (dB/m)	Type
1	*	2388.792	53.216	20.827	-0.784	54.000	32.389	AV
2		2390.000	51.691	19.308	-2.309	54.000	32.382	AV
3		2406.320	104.401	72.061	N/A	N/A	32.340	AV

Note 1: " * ", means this data is the worst emission level.

Note 2: Measure Level (dB μ V/m) = Reading Level (dB μ V) + Factor (dB/m).

Note 3: Factor (dB/m) = Cable Loss (dB) + Antenna Factor (dB/m).

Site: SIP-AC2	Test Date: 2023-07-06
Limit: FCC_2.4G_RE(3m)	Engineer: Mero Zhou
Probe: BBHA 9120D_02042_1-18GHz	Polarity: Horizontal
EUT: Access Point	Power: AC 120V/60Hz
Test Mode: Transmit by 802.11n-HT40 at 2422MHz	



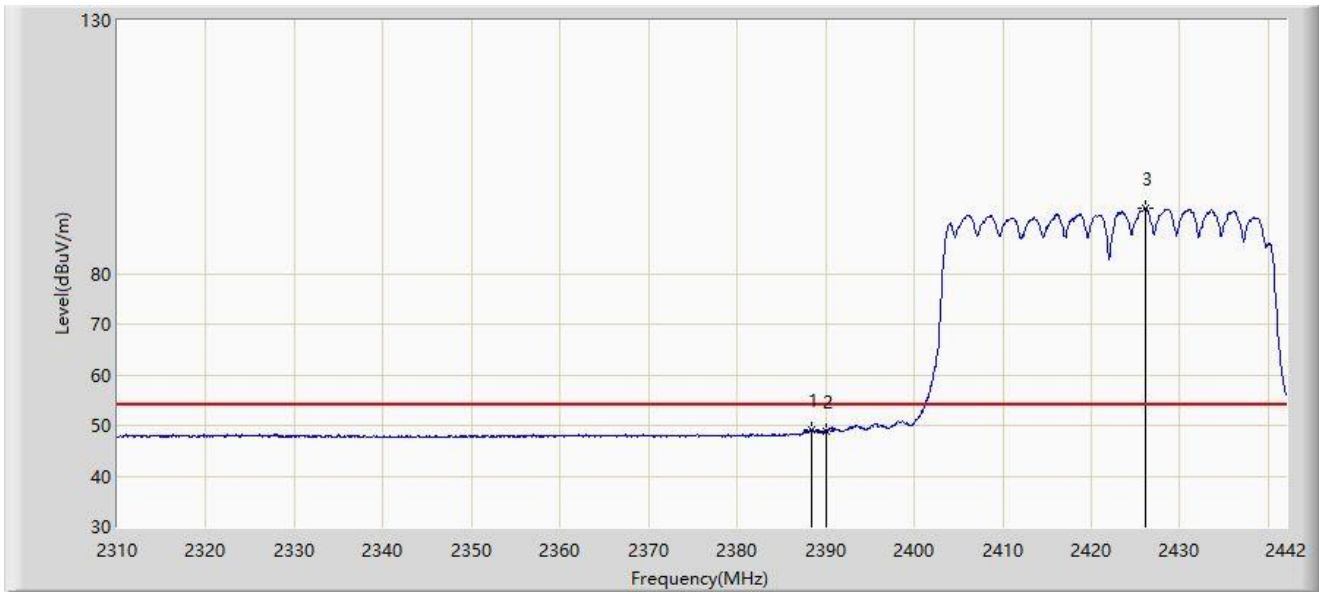
No	Mark	Frequency (MHz)	Measure Level (dB μ V/m)	Reading Level (dB μ V)	Margin (dB)	Limit (dB μ V/m)	Factor (dB/m)	Type
1	*	2389.926	63.006	30.623	-10.994	74.000	32.383	PK
2		2390.000	61.756	29.373	-12.244	74.000	32.382	PK
3		2428.404	101.072	68.719	N/A	N/A	32.353	PK

Note 1: " * ", means this data is the worst emission level.

Note 2: Measure Level (dB μ V/m) = Reading Level (dB μ V) + Factor (dB/m).

Note 3: Factor (dB/m) = Cable Loss (dB) + Antenna Factor (dB/m).

Site: SIP-AC2	Test Date: 2023-07-06
Limit: FCC_2.4G_RE(3m)	Engineer: Mero Zhou
Probe: BBHA 9120D_02042_1-18GHz	Polarity: Horizontal
EUT: Access Point	Power: AC 120V/60Hz
Test Mode: Transmit by 802.11n-HT40 at 2422MHz	



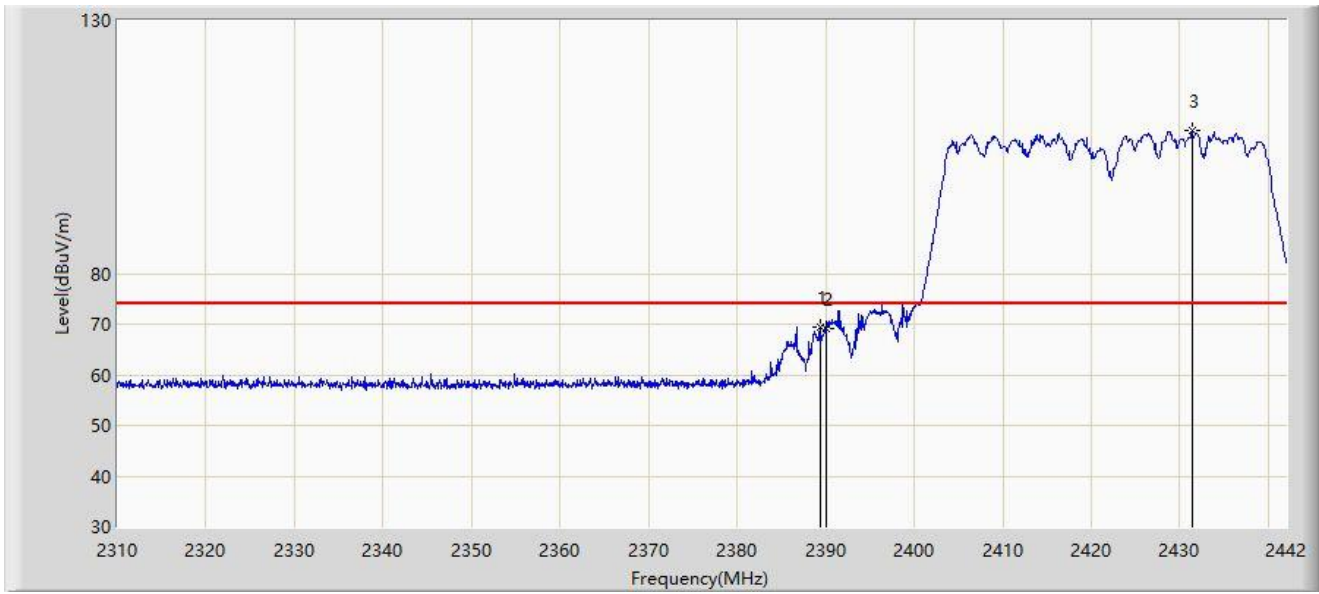
No	Mark	Frequency (MHz)	Measure Level (dB μ V/m)	Reading Level (dB μ V)	Margin (dB)	Limit (dB μ V/m)	Factor (dB/m)	Type
1	*	2388.474	49.256	16.865	-4.744	54.000	32.392	AV
2		2390.000	48.971	16.588	-5.029	54.000	32.382	AV
3		2426.160	92.909	60.558	N/A	N/A	32.351	AV

Note 1: " * ", means this data is the worst emission level.

Note 2: Measure Level (dB μ V/m) = Reading Level (dB μ V) + Factor (dB/m).

Note 3: Factor (dB/m) = Cable Loss (dB) + Antenna Factor (dB/m).

Site: SIP-AC2	Test Date: 2023-07-06
Limit: FCC_2.4G_RE(3m)	Engineer: Mero Zhou
Probe: BBHA 9120D_02042_1-18GHz	Polarity: Vertical
EUT: Access Point	Power: AC 120V/60Hz
Test Mode: Transmit by 802.11n-HT40 at 2422MHz	



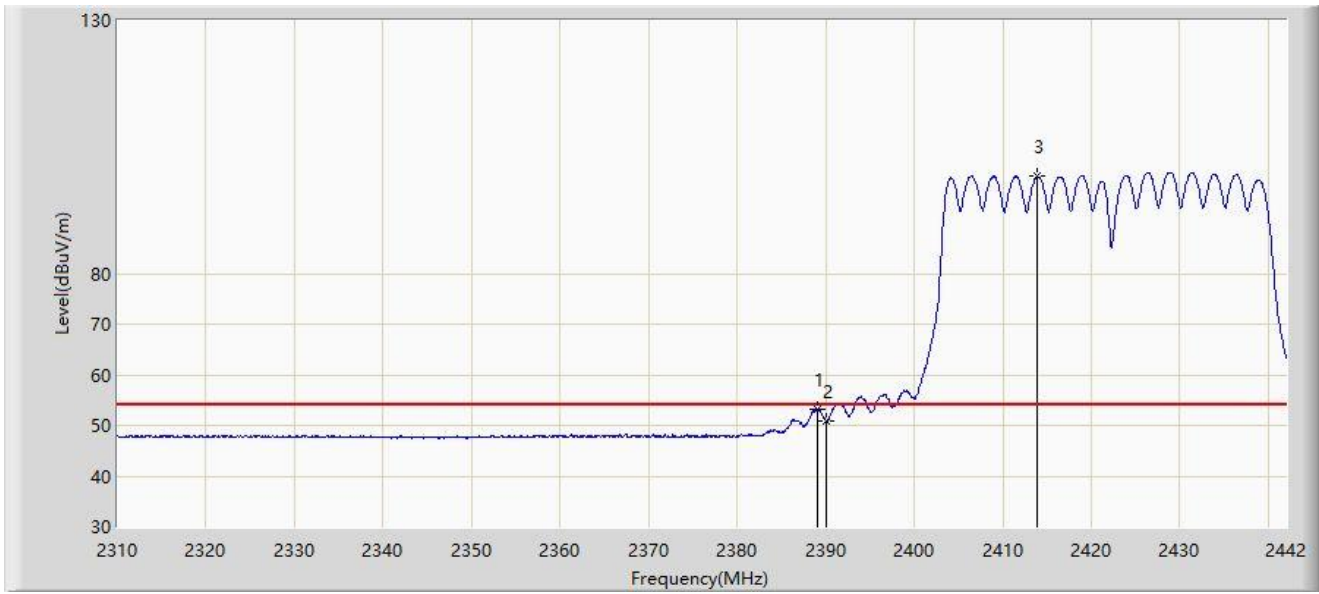
No	Mark	Frequency (MHz)	Measure Level (dB μ V/m)	Reading Level (dB μ V)	Margin (dB)	Limit (dB μ V/m)	Factor (dB/m)	Type
1	*	2389.332	69.494	37.108	-4.506	74.000	32.387	PK
2		2390.000	69.246	36.863	-4.754	74.000	32.382	PK
3		2431.374	108.287	75.935	N/A	N/A	32.352	PK

Note 1: " * ", means this data is the worst emission level.

Note 2: Measure Level (dB μ V/m) = Reading Level (dB μ V) + Factor (dB/m).

Note 3: Factor (dB/m) = Cable Loss (dB) + Antenna Factor (dB/m).

Site: SIP-AC2	Test Date: 2023-07-06
Limit: FCC_2.4G_RE(3m)	Engineer: Mero Zhou
Probe: BBHA 9120D_02042_1-18GHz	Polarity: Vertical
EUT: Access Point	Power: AC 120V/60Hz
Test Mode: Transmit by 802.11n-HT40 at 2422MHz	



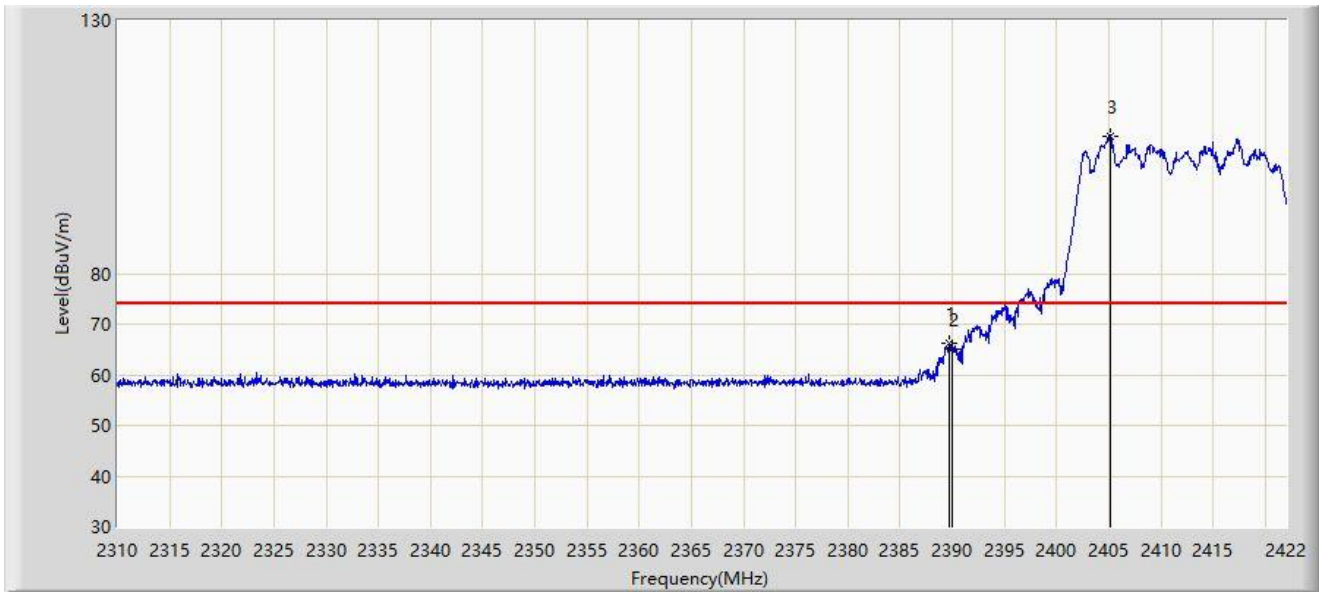
No	Mark	Frequency (MHz)	Measure Level (dB μ V/m)	Reading Level (dB μ V)	Margin (dB)	Limit (dB μ V/m)	Factor (dB/m)	Type
1	*	2389.134	53.197	20.810	-0.803	54.000	32.387	AV
2		2390.000	50.960	18.577	-3.040	54.000	32.382	AV
3		2413.950	99.138	66.802	N/A	N/A	32.336	AV

Note 1: " * ", means this data is the worst emission level.

Note 2: Measure Level (dB μ V/m) = Reading Level (dB μ V) + Factor (dB/m).

Note 3: Factor (dB/m) = Cable Loss (dB) + Antenna Factor (dB/m).

Site: SIP-AC2	Test Date: 2023-07-06
Limit: FCC_2.4G_RE(3m)	Engineer: Mero Zhou
Probe: BBHA 9120D_02042_1-18GHz	Polarity: Horizontal
EUT: Access Point	Power: AC 120V/60Hz
Test Mode: Transmit by 802.11ax-HE20 at 2412MHz	



No	Mark	Frequency (MHz)	Measure Level (dB μ V/m)	Reading Level (dB μ V)	Margin (dB)	Limit (dB μ V/m)	Factor (dB/m)	Type
1	*	2389.744	66.235	33.851	-7.765	74.000	32.384	PK
2		2390.000	65.158	32.775	-8.842	74.000	32.382	PK
3		2405.088	107.221	74.879	N/A	N/A	32.342	PK

Note 1: " * ", means this data is the worst emission level.

Note 2: Measure Level (dB μ V/m) = Reading Level (dB μ V) + Factor (dB/m).

Note 3: Factor (dB/m) = Cable Loss (dB) + Antenna Factor (dB/m).

Site: SIP-AC2	Test Date: 2023-07-06
Limit: FCC_2.4G_RE(3m)	Engineer: Mero Zhou
Probe: BBHA 9120D_02042_1-18GHz	Polarity: Horizontal
EUT: Access Point	Power: AC 120V/60Hz
Test Mode: Transmit by 802.11ax-HE20 at 2412MHz	



No	Mark	Frequency (MHz)	Measure Level (dB μ V/m)	Reading Level (dB μ V)	Margin (dB)	Limit (dB μ V/m)	Factor (dB/m)	Type
1	*	2389.576	49.305	16.920	-4.695	54.000	32.385	AV
2		2390.000	49.202	16.819	-4.798	54.000	32.382	AV
3		2404.864	96.269	63.926	N/A	N/A	32.343	AV

Note 1: " * ", means this data is the worst emission level.

Note 2: Measure Level (dB μ V/m) = Reading Level (dB μ V) + Factor (dB/m).

Note 3: Factor (dB/m) = Cable Loss (dB) + Antenna Factor (dB/m).

Site: SIP-AC2	Test Date: 2023-07-06
Limit: FCC_2.4G_RE(3m)	Engineer: Mero Zhou
Probe: BBHA 9120D_02042_1-18GHz	Polarity: Vertical
EUT: Access Point	Power: AC 120V/60Hz
Test Mode: Transmit by 802.11ax-HE20 at 2412MHz	



No	Mark	Frequency (MHz)	Measure Level (dB μ V/m)	Reading Level (dB μ V)	Margin (dB)	Limit (dB μ V/m)	Factor (dB/m)	Type
1	*	2390.000	72.647	40.264	-1.353	74.000	32.382	PK
2		2405.088	114.657	82.315	N/A	N/A	32.342	PK

Note 1: " * ", means this data is the worst emission level.

Note 2: Measure Level (dB μ V/m) = Reading Level (dB μ V) + Factor (dB/m).

Note 3: Factor (dB/m) = Cable Loss (dB) + Antenna Factor (dB/m).

Site: SIP-AC2	Test Date: 2023-07-06
Limit: FCC_2.4G_RE(3m)	Engineer: Mero Zhou
Probe: BBHA 9120D_02042_1-18GHz	Polarity: Vertical
EUT: Access Point	Power: AC 120V/60Hz
Test Mode: Transmit by 802.11ax-HE20 at 2412MHz	



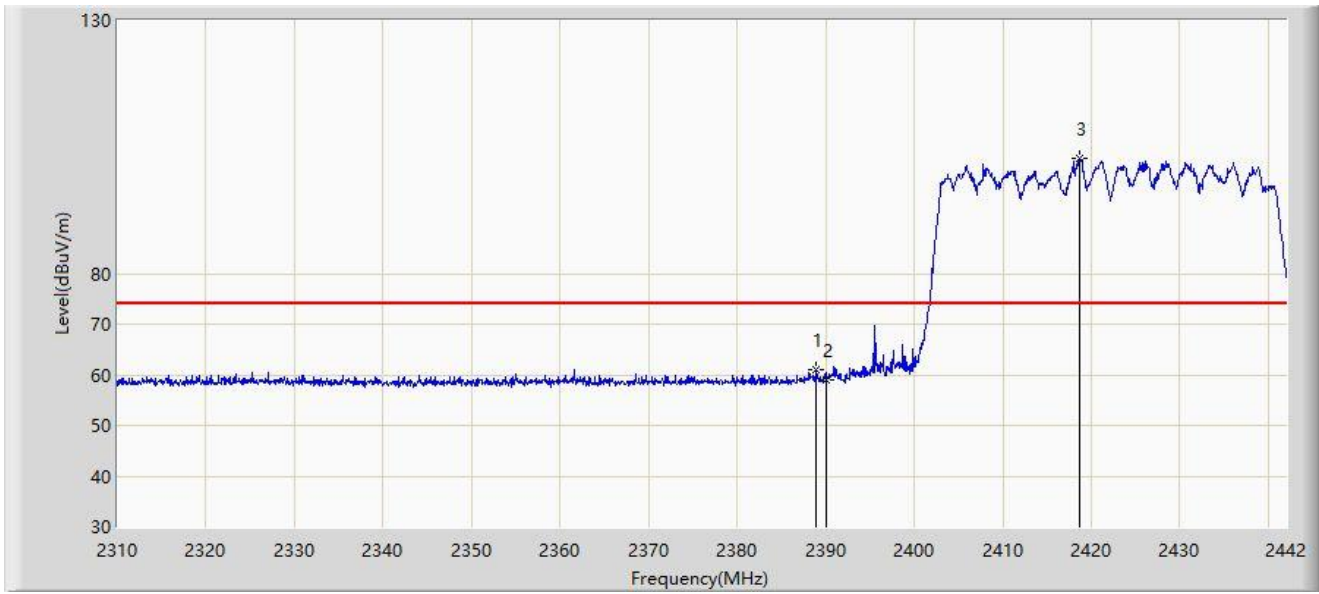
No	Mark	Frequency (MHz)	Measure Level (dB μ V/m)	Reading Level (dB μ V)	Margin (dB)	Limit (dB μ V/m)	Factor (dB/m)	Type
1	*	2390.000	53.381	20.998	-0.619	54.000	32.382	AV
2		2402.904	103.458	71.112	N/A	N/A	32.346	AV

Note 1: " * ", means this data is the worst emission level.

Note 2: Measure Level (dB μ V/m) = Reading Level (dB μ V) + Factor (dB/m).

Note 3: Factor (dB/m) = Cable Loss (dB) + Antenna Factor (dB/m).

Site: SIP-AC2	Test Date: 2023-07-07
Limit: FCC_2.4G_RE(3m)	Engineer: Mero Zhou
Probe: BBHA 9120D_02042_1-18GHz	Polarity: Horizontal
EUT: Access Point	Power: AC 120V/60Hz
Test Mode: Transmit by 802.11ax-HE40 at 2422MHz	



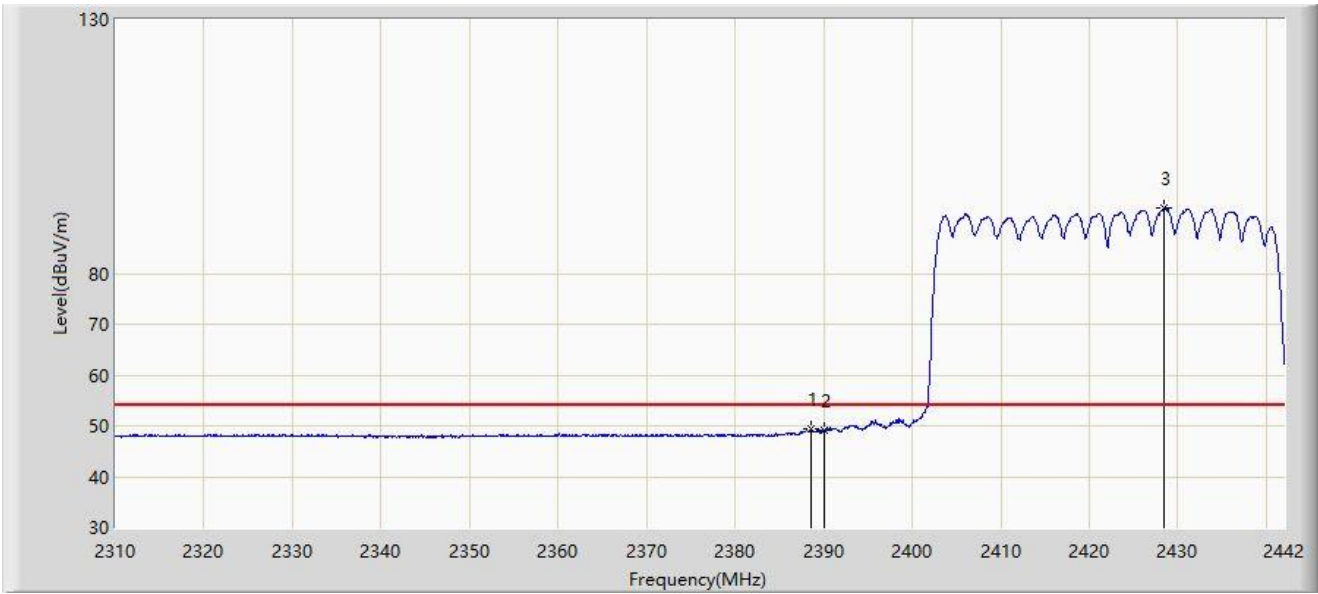
No	Mark	Frequency (MHz)	Measure Level (dB μ V/m)	Reading Level (dB μ V)	Margin (dB)	Limit (dB μ V/m)	Factor (dB/m)	Type
1	*	2388.936	61.006	28.617	-12.994	74.000	32.389	PK
2		2390.000	58.944	26.561	-15.056	74.000	32.382	PK
3		2418.702	102.781	70.439	N/A	N/A	32.342	PK

Note 1: " * ", means this data is the worst emission level.

Note 2: Measure Level (dB μ V/m) = Reading Level (dB μ V) + Factor (dB/m).

Note 3: Factor (dB/m) = Cable Loss (dB) + Antenna Factor (dB/m).

Site: SIP-AC2	Test Date: 2023-07-07
Limit: FCC_2.4G_RE(3m)	Engineer: Mero Zhou
Probe: BBHA 9120D_02042_1-18GHz	Polarity: Horizontal
EUT: Access Point	Power: AC 120V/60Hz
Test Mode: Transmit by 802.11ax-HE40 at 2422MHz	



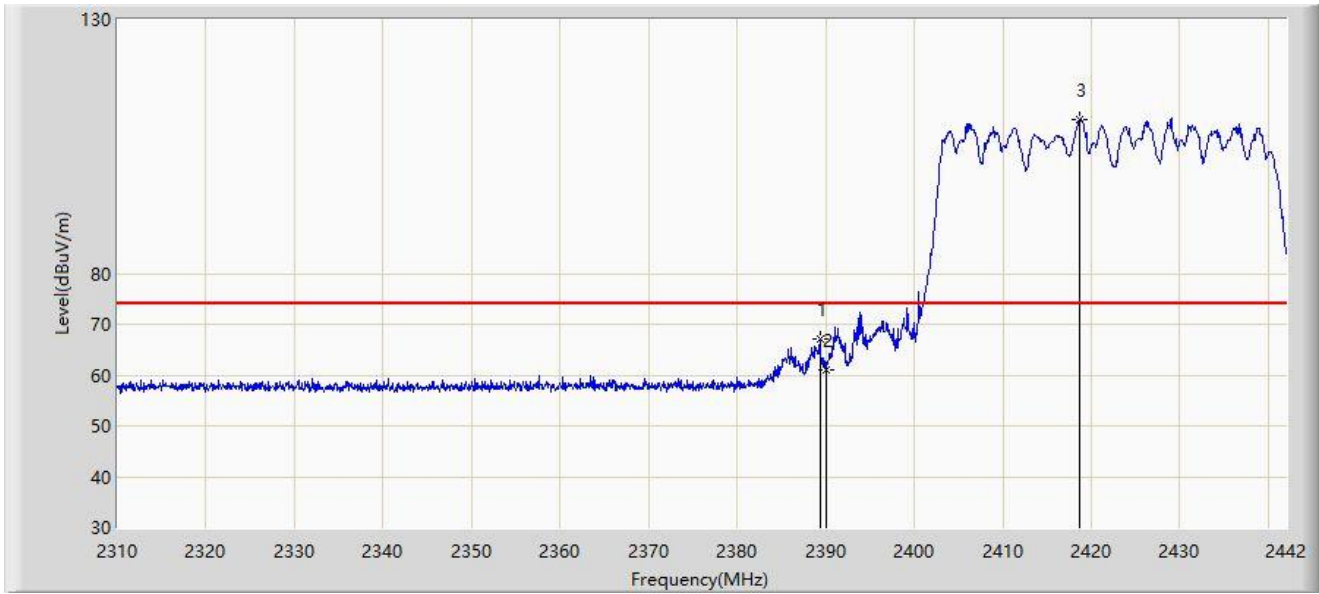
No	Mark	Frequency (MHz)	Measure Level (dBμV/m)	Reading Level (dBμV)	Margin (dB)	Limit (dBμV/m)	Factor (dB/m)	Type
1	*	2388.606	49.349	16.959	-4.651	54.000	32.390	AV
2		2390.000	49.178	16.795	-4.822	54.000	32.382	AV
3		2428.470	93.020	60.667	N/A	N/A	32.353	AV

Note 1: " * ", means this data is the worst emission level.

Note 2: Measure Level (dBμV/m) = Reading Level (dBμV) + Factor (dB/m).

Note 3: Factor (dB/m) = Cable Loss (dB) + Antenna Factor (dB/m).

Site: SIP-AC2	Test Date: 2023-07-07
Limit: FCC_2.4G_RE(3m)	Engineer: Mero Zhou
Probe: BBHA 9120D_02042_1-18GHz	Polarity: Vertical
EUT: Access Point	Power: AC 120V/60Hz
Test Mode: Transmit by 802.11ax-HE40 at 2422MHz	



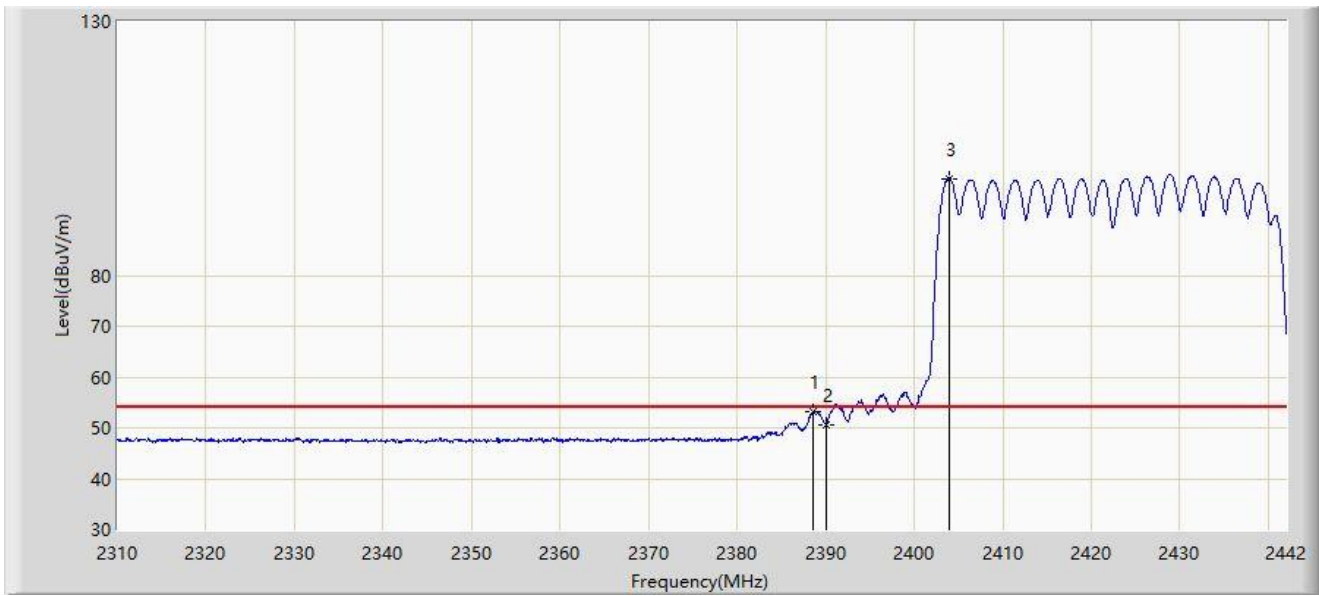
No	Mark	Frequency (MHz)	Measure Level (dB μ V/m)	Reading Level (dB μ V)	Margin (dB)	Limit (dB μ V/m)	Factor (dB/m)	Type
1	*	2389.332	66.961	34.575	-7.039	74.000	32.387	PK
2		2390.000	61.092	28.709	-12.908	74.000	32.382	PK
3		2418.702	110.430	78.088	N/A	N/A	32.342	PK

Note 1: " * ", means this data is the worst emission level.

Note 2: Measure Level (dB μ V/m) = Reading Level (dB μ V) + Factor (dB/m).

Note 3: Factor (dB/m) = Cable Loss (dB) + Antenna Factor (dB/m).

Site: SIP-AC2	Test Date: 2023-07-07
Limit: FCC_2.4G_RE(3m)	Engineer: Mero Zhou
Probe: BBHA 9120D_02042_1-18GHz	Polarity: Vertical
EUT: Access Point	Power: AC 120V/60Hz
Test Mode: Transmit by 802.11ax-HE40 at 2422MHz	



No	Mark	Frequency (MHz)	Measure Level (dB μ V/m)	Reading Level (dB μ V)	Margin (dB)	Limit (dB μ V/m)	Factor (dB/m)	Type
1	*	2388.540	53.256	20.865	-0.744	54.000	32.391	AV
2		2390.000	50.514	18.131	-3.486	54.000	32.382	AV
3		2403.984	99.124	66.780	N/A	N/A	32.344	AV

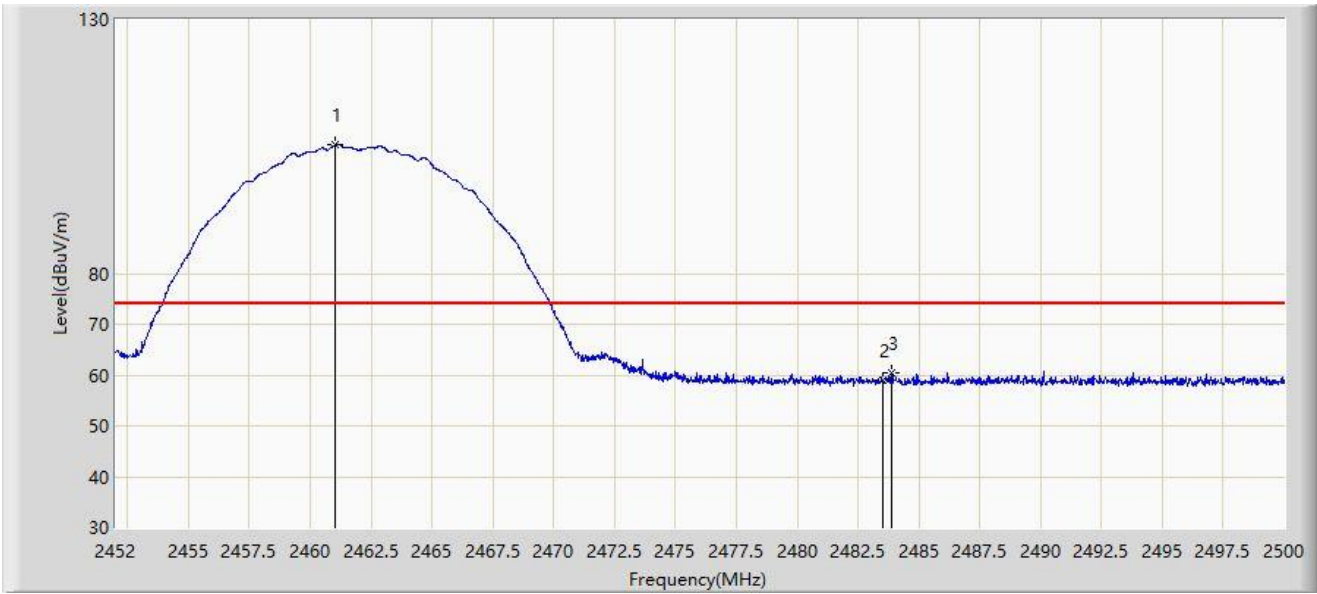
Note 1: " * ", means this data is the worst emission level.

Note 2: Measure Level (dB μ V/m) = Reading Level (dB μ V) + Factor (dB/m).

Note 3: Factor (dB/m) = Cable Loss (dB) + Antenna Factor (dB/m).

Radio 1 – Filter 3#:

Site: SIP-AC2	Test Date: 2023-07-07
Limit: FCC_2.4G_RE(3m)	Engineer: Mero Zhou
Probe: BBHA 9120D_02042_1-18GHz	Polarity: Horizontal
EUT: Access Point	Power: AC 120V/60Hz
Test Mode: Transmit by 802.11b at 2462MHz	



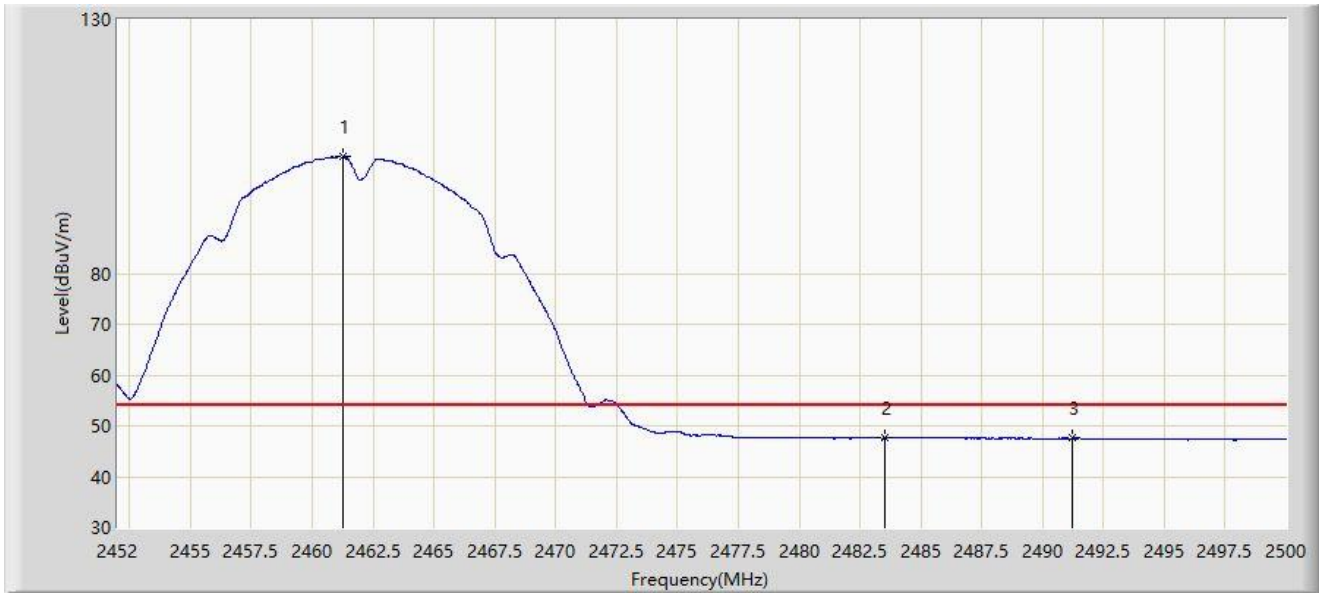
No	Mark	Frequency (MHz)	Measure Level (dB μ V/m)	Reading Level (dB μ V)	Margin (dB)	Limit (dB μ V/m)	Factor (dB/m)	Type
1		2461.024	105.335	73.023	N/A	N/A	32.313	PK
2		2483.500	59.044	26.821	-14.956	74.000	32.222	PK
3	*	2483.896	60.352	28.128	-13.648	74.000	32.224	PK

Note 1: " * ", means this data is the worst emission level.

Note 2: Measure Level (dB μ V/m) = Reading Level (dB μ V) + Factor (dB/m).

Note 3: Factor (dB/m) = Cable Loss (dB) + Antenna Factor (dB/m).

Site: SIP-AC2	Test Date: 2023-07-07
Limit: FCC_2.4G_RE(3m)	Engineer: Mero Zhou
Probe: BBHA 9120D_02042_1-18GHz	Polarity: Horizontal
EUT: Access Point	Power: AC 120V/60Hz
Test Mode: Transmit by 802.11b at 2462MHz	



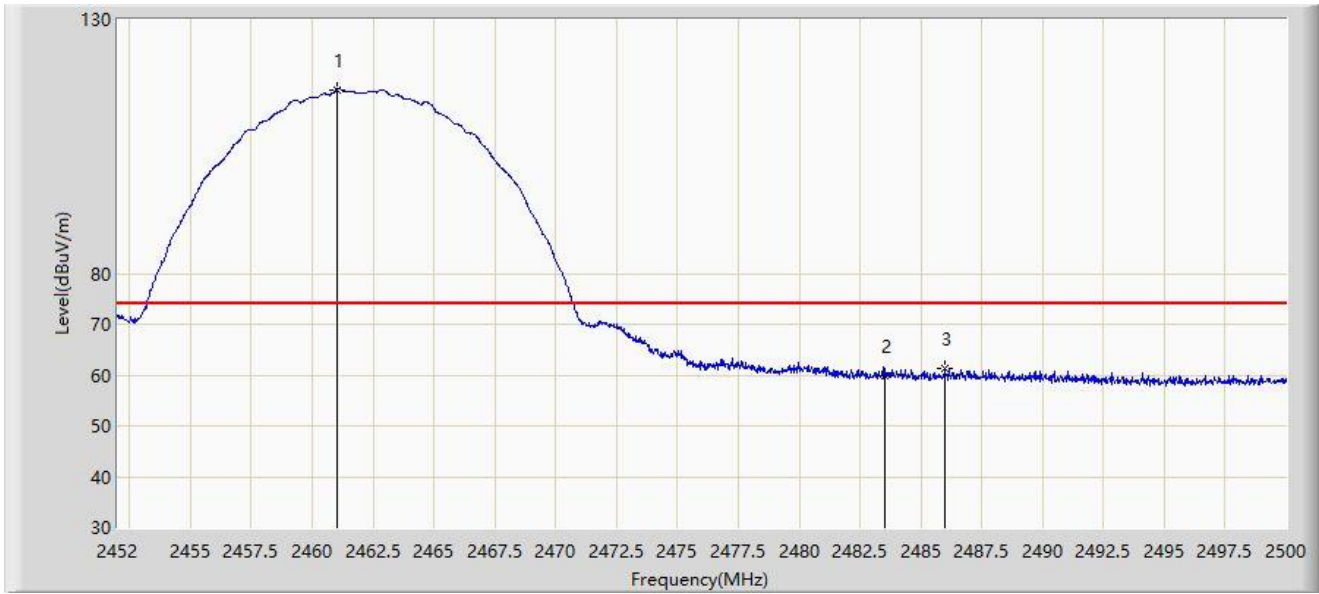
No	Mark	Frequency (MHz)	Measure Level (dB μ V/m)	Reading Level (dB μ V)	Margin (dB)	Limit (dB μ V/m)	Factor (dB/m)	Type
1		2461.240	103.182	70.870	N/A	N/A	32.311	AV
2		2483.500	47.600	15.377	-6.400	54.000	32.222	AV
3	*	2491.216	47.606	15.358	-6.394	54.000	32.248	AV

Note 1: " * ", means this data is the worst emission level.

Note 2: Measure Level (dB μ V/m) = Reading Level (dB μ V) + Factor (dB/m).

Note 3: Factor (dB/m) = Cable Loss (dB) + Antenna Factor (dB/m).

Site: SIP-AC2	Test Date: 2023-07-07
Limit: FCC_2.4G_RE(3m)	Engineer: Mero Zhou
Probe: BBHA 9120D_02042_1-18GHz	Polarity: Vertical
EUT: Access Point	Power: AC 120V/60Hz
Test Mode: Transmit by 802.11b at 2462MHz	



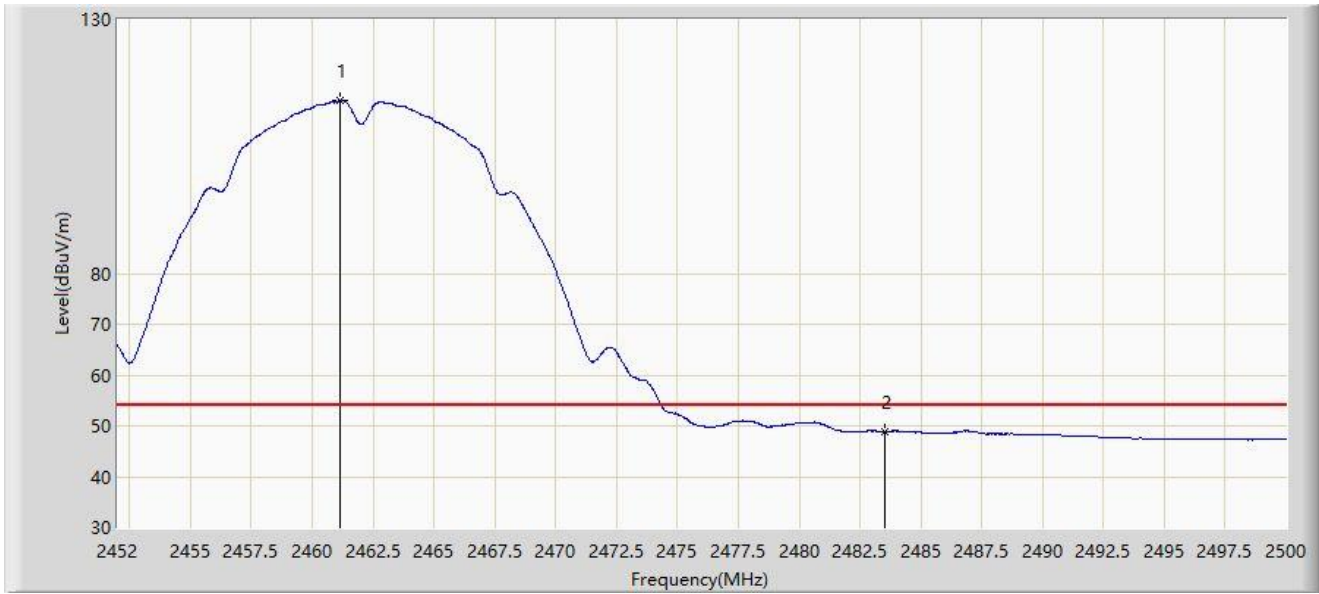
No	Mark	Frequency (MHz)	Measure Level (dB μ V/m)	Reading Level (dB μ V)	Margin (dB)	Limit (dB μ V/m)	Factor (dB/m)	Type
1		2461.024	116.204	83.892	N/A	N/A	32.313	PK
2		2483.500	59.713	27.490	-14.287	74.000	32.222	PK
3	*	2485.984	61.354	29.123	-12.646	74.000	32.230	PK

Note 1: " * ", means this data is the worst emission level.

Note 2: Measure Level (dB μ V/m) = Reading Level (dB μ V) + Factor (dB/m).

Note 3: Factor (dB/m) = Cable Loss (dB) + Antenna Factor (dB/m).

Site: SIP-AC2	Test Date: 2023-07-07
Limit: FCC_2.4G_RE(3m)	Engineer: Mero Zhou
Probe: BBHA 9120D_02042_1-18GHz	Polarity: Vertical
EUT: Access Point	Power: AC 120V/60Hz
Test Mode: Transmit by 802.11b at 2462MHz	



No	Mark	Frequency (MHz)	Measure Level (dB μ V/m)	Reading Level (dB μ V)	Margin (dB)	Limit (dB μ V/m)	Factor (dB/m)	Type
1		2461.168	114.106	81.794	N/A	N/A	32.312	AV
2	*	2483.500	48.936	16.713	-5.064	54.000	32.222	AV

Note 1: " * ", means this data is the worst emission level.

Note 2: Measure Level (dB μ V/m) = Reading Level (dB μ V) + Factor (dB/m).

Note 3: Factor (dB/m) = Cable Loss (dB) + Antenna Factor (dB/m).

Site: SIP-AC2	Test Date: 2023-07-07
Limit: FCC_2.4G_RE(3m)	Engineer: Mero Zhou
Probe: BBHA 9120D_02042_1-18GHz	Polarity: Horizontal
EUT: Access Point	Power: AC 120V/60Hz
Test Mode: Transmit by 802.11g at 2462MHz	



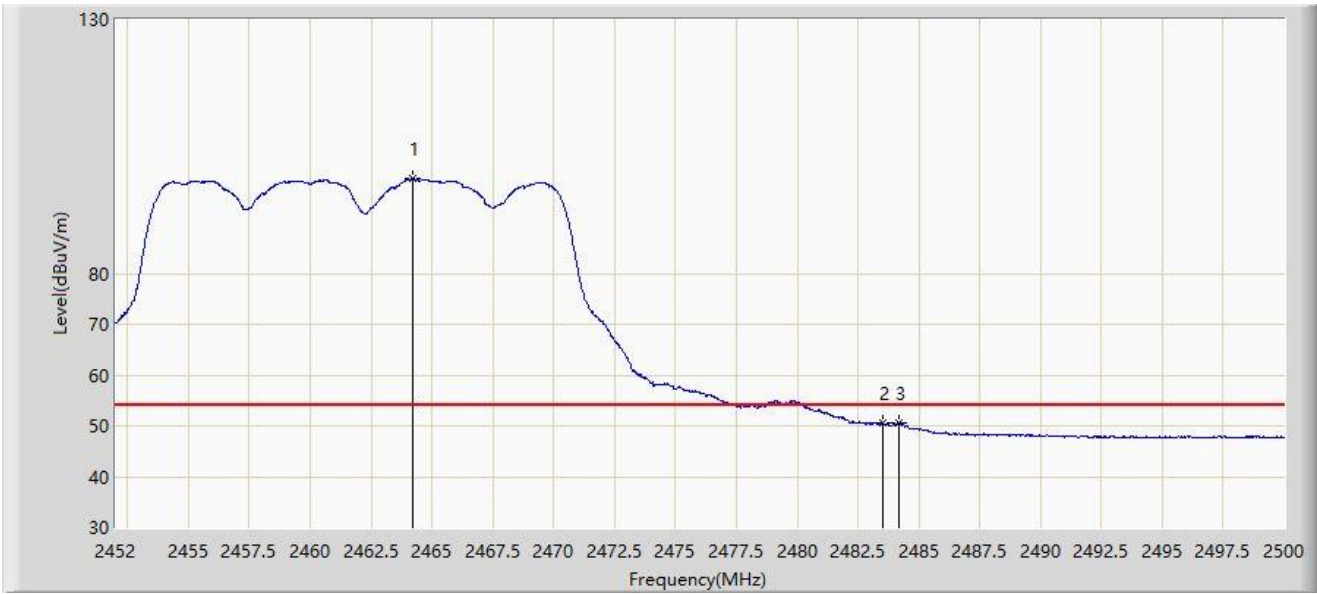
No	Mark	Frequency (MHz)	Measure Level (dB μ V/m)	Reading Level (dB μ V)	Margin (dB)	Limit (dB μ V/m)	Factor (dB/m)	Type
1		2455.120	106.397	74.071	N/A	N/A	32.326	PK
2		2483.500	69.210	36.987	-4.790	74.000	32.222	PK
3	*	2483.632	70.220	37.997	-3.780	74.000	32.223	PK

Note 1: " * ", means this data is the worst emission level.

Note 2: Measure Level (dB μ V/m) = Reading Level (dB μ V) + Factor (dB/m).

Note 3: Factor (dB/m) = Cable Loss (dB) + Antenna Factor (dB/m).

Site: SIP-AC2	Test Date: 2023-07-07
Limit: FCC_2.4G_RE(3m)	Engineer: Mero Zhou
Probe: BBHA 9120D_02042_1-18GHz	Polarity: Horizontal
EUT: Access Point	Power: AC 120V/60Hz
Test Mode: Transmit by 802.11g at 2462MHz	



No	Mark	Frequency (MHz)	Measure Level (dB μ V/m)	Reading Level (dB μ V)	Margin (dB)	Limit (dB μ V/m)	Factor (dB/m)	Type
1		2464.216	98.654	66.357	N/A	N/A	32.296	AV
2		2483.500	50.460	18.237	-3.540	54.000	32.222	AV
3	*	2484.160	50.597	18.372	-3.403	54.000	32.225	AV

Note 1: " * ", means this data is the worst emission level.

Note 2: Measure Level (dB μ V/m) = Reading Level (dB μ V) + Factor (dB/m).

Note 3: Factor (dB/m) = Cable Loss (dB) + Antenna Factor (dB/m).

Site: SIP-AC2	Test Date: 2023-07-07
Limit: FCC_2.4G_RE(3m)	Engineer: Mero Zhou
Probe: BBHA 9120D_02042_1-18GHz	Polarity: Vertical
EUT: Access Point	Power: AC 120V/60Hz
Test Mode: Transmit by 802.11g at 2462MHz	



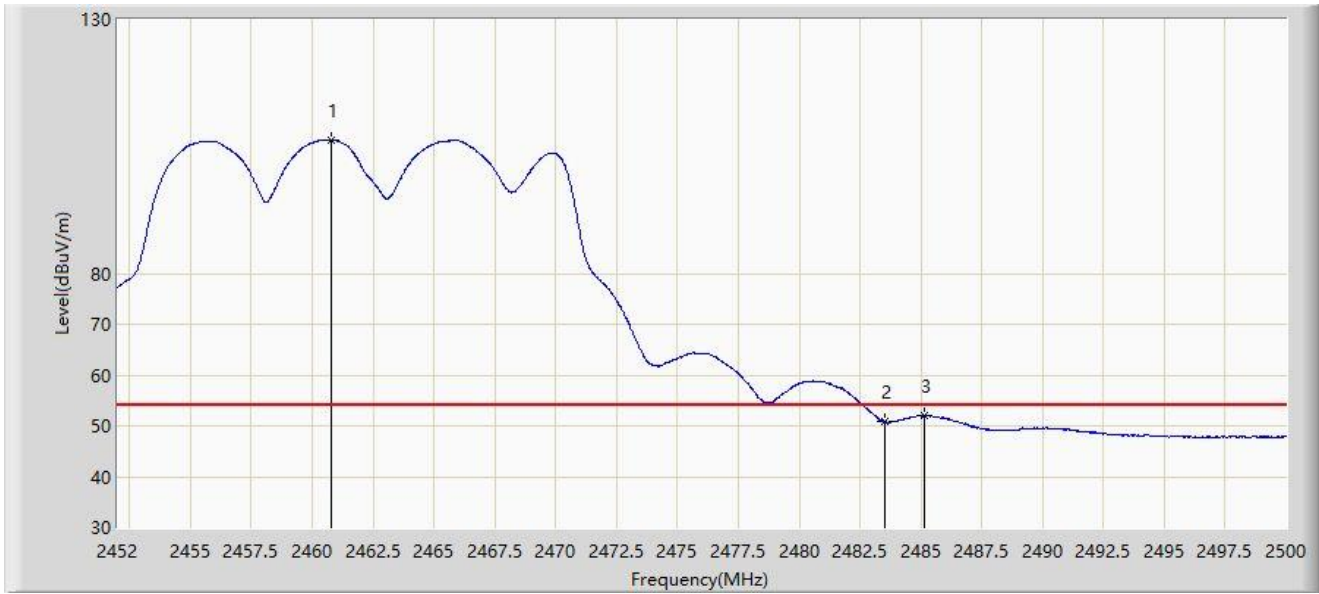
No	Mark	Frequency (MHz)	Measure Level (dB μ V/m)	Reading Level (dB μ V)	Margin (dB)	Limit (dB μ V/m)	Factor (dB/m)	Type
1		2465.560	114.013	81.724	N/A	N/A	32.289	PK
2		2483.500	68.591	36.368	-5.409	74.000	32.222	PK
3	*	2484.736	70.684	38.457	-3.316	74.000	32.227	PK

Note 1: " * ", means this data is the worst emission level.

Note 2: Measure Level (dB μ V/m) = Reading Level (dB μ V) + Factor (dB/m).

Note 3: Factor (dB/m) = Cable Loss (dB) + Antenna Factor (dB/m).

Site: SIP-AC2	Test Date: 2023-07-07
Limit: FCC_2.4G_RE(3m)	Engineer: Mero Zhou
Probe: BBHA 9120D_02042_1-18GHz	Polarity: Vertical
EUT: Access Point	Power: AC 120V/60Hz
Test Mode: Transmit by 802.11g at 2462MHz	



No	Mark	Frequency (MHz)	Measure Level (dBμV/m)	Reading Level (dBμV)	Margin (dB)	Limit (dBμV/m)	Factor (dB/m)	Type
1		2460.784	106.266	73.953	N/A	N/A	32.313	AV
2		2483.500	50.803	18.580	-3.197	54.000	32.222	AV
3	*	2485.120	51.976	19.748	-2.024	54.000	32.227	AV

Note 1: " * ", means this data is the worst emission level.

Note 2: Measure Level (dBμV/m) = Reading Level (dBμV) + Factor (dB/m).

Note 3: Factor (dB/m) = Cable Loss (dB) + Antenna Factor (dB/m).

Site: SIP-AC2	Test Date: 2023-07-07
Limit: FCC_2.4G_RE(3m)	Engineer: Mero Zhou
Probe: BBHA 9120D_02042_1-18GHz	Polarity: Horizontal
EUT: Access Point	Power: AC 120V/60Hz
Test Mode: Transmit by 802.11n-HT20 at 2462MHz	



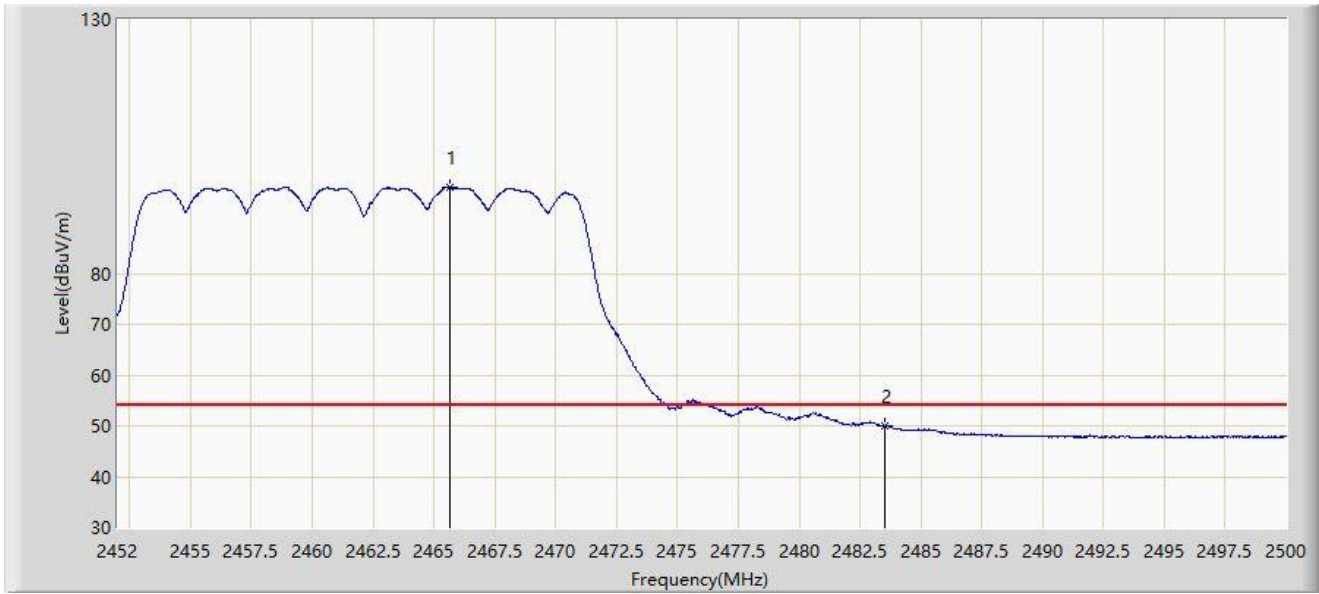
No	Mark	Frequency (MHz)	Measure Level (dB μ V/m)	Reading Level (dB μ V)	Margin (dB)	Limit (dB μ V/m)	Factor (dB/m)	Type
1		2462.800	105.562	73.257	N/A	N/A	32.305	PK
2		2483.500	62.699	30.476	-11.301	74.000	32.222	PK
3	*	2485.144	67.166	34.938	-6.834	74.000	32.227	PK

Note 1: " * ", means this data is the worst emission level.

Note 2: Measure Level (dB μ V/m) = Reading Level (dB μ V) + Factor (dB/m).

Note 3: Factor (dB/m) = Cable Loss (dB) + Antenna Factor (dB/m).

Site: SIP-AC2	Test Date: 2023-07-07
Limit: FCC_2.4G_RE(3m)	Engineer: Mero Zhou
Probe: BBHA 9120D_02042_1-18GHz	Polarity: Horizontal
EUT: Access Point	Power: AC 120V/60Hz
Test Mode: Transmit by 802.11n-HT20 at 2462MHz	



No	Mark	Frequency (MHz)	Measure Level (dB μ V/m)	Reading Level (dB μ V)	Margin (dB)	Limit (dB μ V/m)	Factor (dB/m)	Type
1		2465.632	97.000	64.712	N/A	N/A	32.289	AV
2	*	2483.500	49.899	17.676	-4.101	54.000	32.222	AV

Note 1: " * ", means this data is the worst emission level.

Note 2: Measure Level (dB μ V/m) = Reading Level (dB μ V) + Factor (dB/m).

Note 3: Factor (dB/m) = Cable Loss (dB) + Antenna Factor (dB/m).

Site: SIP-AC2	Test Date: 2023-07-07
Limit: FCC_2.4G_RE(3m)	Engineer: Mero Zhou
Probe: BBHA 9120D_02042_1-18GHz	Polarity: Vertical
EUT: Access Point	Power: AC 120V/60Hz
Test Mode: Transmit by 802.11n-HT20 at 2462MHz	



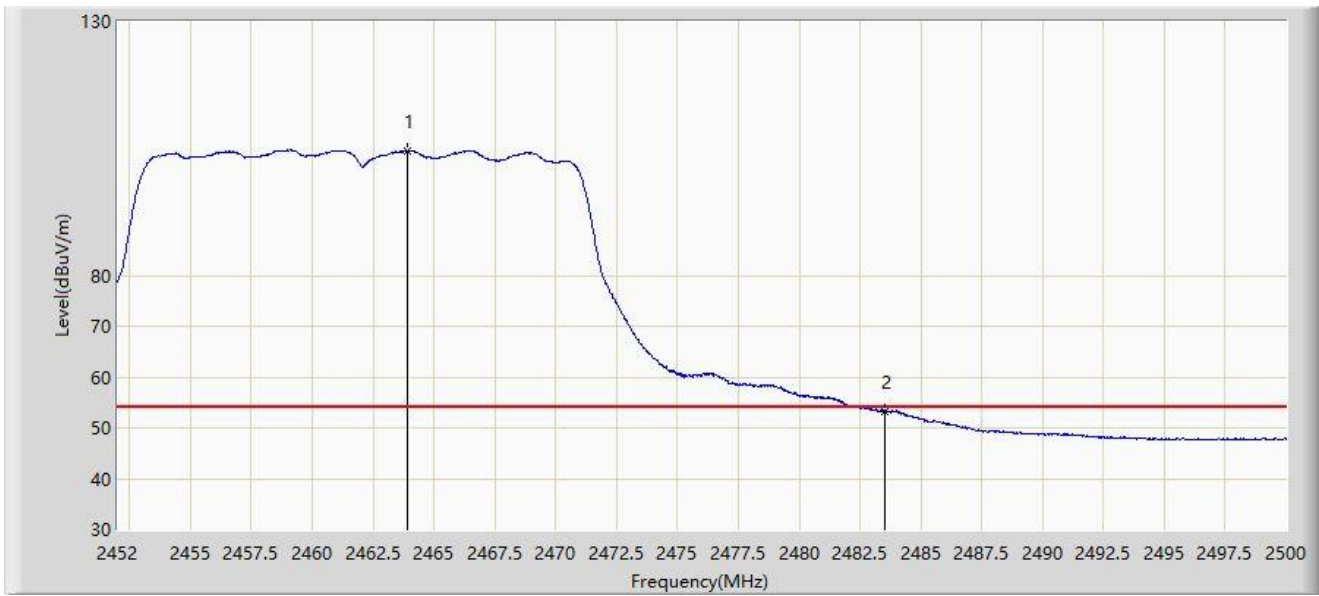
No	Mark	Frequency (MHz)	Measure Level (dB μ V/m)	Reading Level (dB μ V)	Margin (dB)	Limit (dB μ V/m)	Factor (dB/m)	Type
1		2458.768	113.191	80.873	N/A	N/A	32.318	PK
2		2483.500	67.877	35.654	-6.123	74.000	32.222	PK
3	*	2484.400	70.898	38.673	-3.102	74.000	32.226	PK

Note 1: " * ", means this data is the worst emission level.

Note 2: Measure Level (dB μ V/m) = Reading Level (dB μ V) + Factor (dB/m).

Note 3: Factor (dB/m) = Cable Loss (dB) + Antenna Factor (dB/m).

Site: SIP-AC2	Test Date: 2023-07-07
Limit: FCC_2.4G_RE(3m)	Engineer: Mero Zhou
Probe: BBHA 9120D_02042_1-18GHz	Polarity: Vertical
EUT: Access Point	Power: AC 120V/60Hz
Test Mode: Transmit by 802.11n-HT20 at 2462MHz	



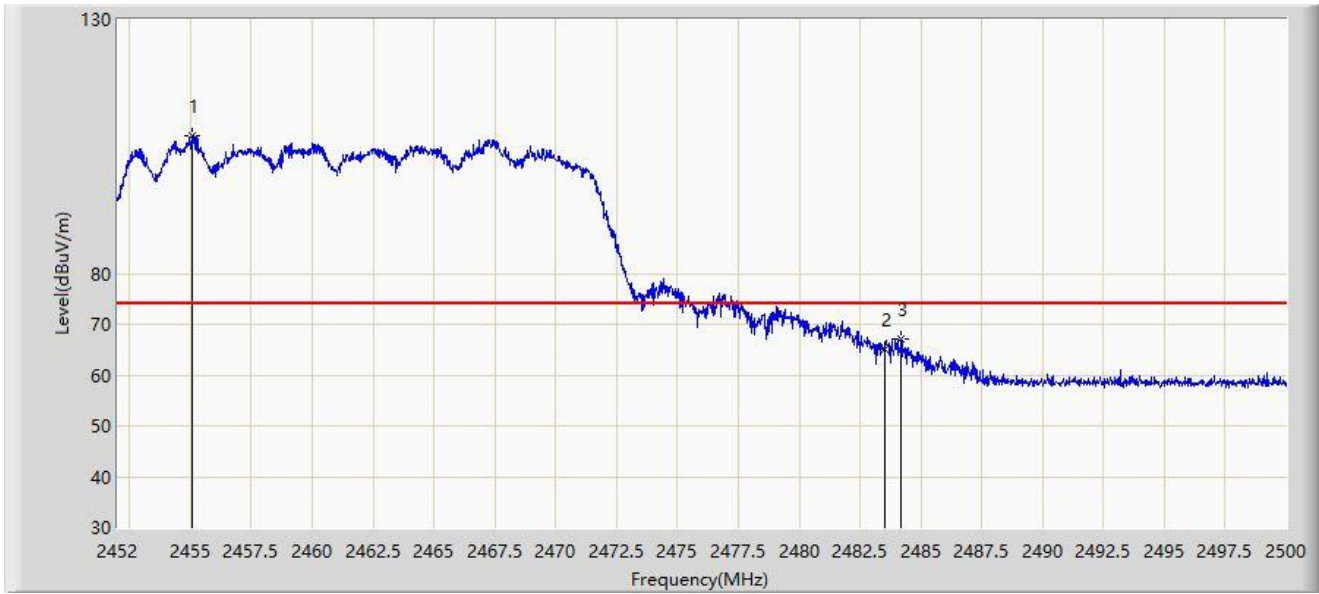
No	Mark	Frequency (MHz)	Measure Level (dB μ V/m)	Reading Level (dB μ V)	Margin (dB)	Limit (dB μ V/m)	Factor (dB/m)	Type
1		2463.928	104.416	72.118	N/A	N/A	32.299	AV
2	*	2483.500	53.189	20.966	-0.811	54.000	32.222	AV

Note 1: " * ", means this data is the worst emission level.

Note 2: Measure Level (dB μ V/m) = Reading Level (dB μ V) + Factor (dB/m).

Note 3: Factor (dB/m) = Cable Loss (dB) + Antenna Factor (dB/m).

Site: SIP-AC2	Test Date: 2023-07-07
Limit: FCC_2.4G_RE(3m)	Engineer: Mero Zhou
Probe: BBHA 9120D_02042_1-18GHz	Polarity: Horizontal
EUT: Access Point	Power: AC 120V/60Hz
Test Mode: Transmit by 802.11ax-HE20 at 2462MHz	



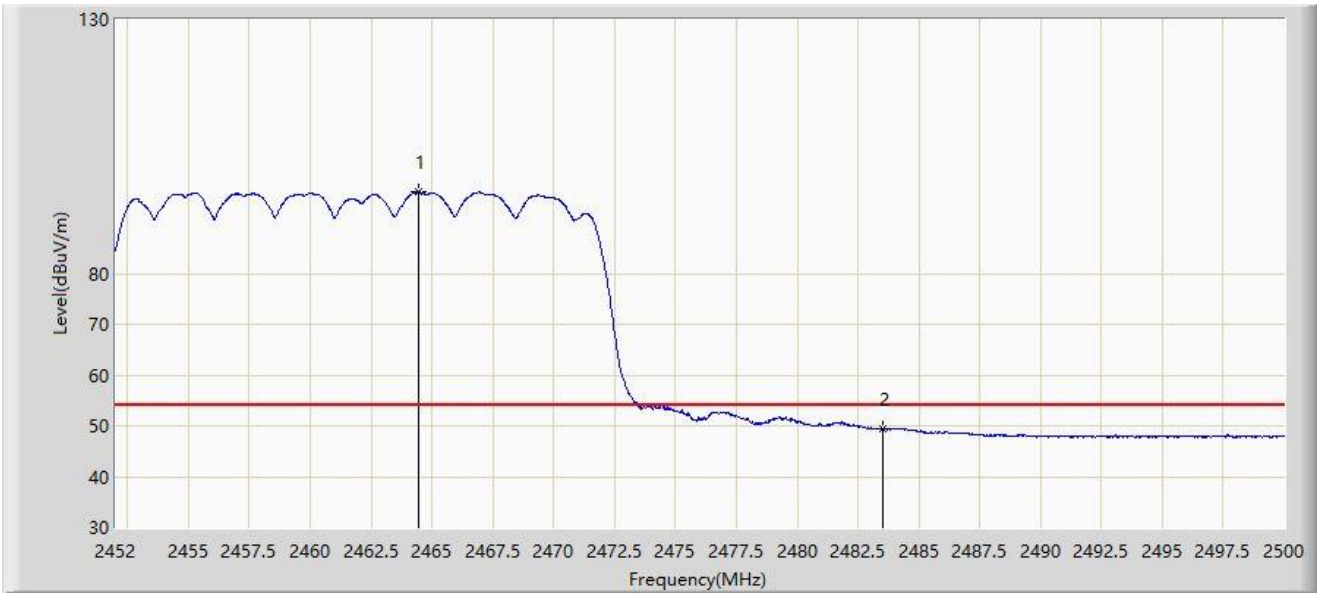
No	Mark	Frequency (MHz)	Measure Level (dB μ V/m)	Reading Level (dB μ V)	Margin (dB)	Limit (dB μ V/m)	Factor (dB/m)	Type
1		2455.072	107.182	74.856	N/A	N/A	32.326	PK
2		2483.500	65.134	32.911	-8.866	74.000	32.222	PK
3	*	2484.208	67.159	34.934	-6.841	74.000	32.225	PK

Note 1: " * ", means this data is the worst emission level.

Note 2: Measure Level (dB μ V/m) = Reading Level (dB μ V) + Factor (dB/m).

Note 3: Factor (dB/m) = Cable Loss (dB) + Antenna Factor (dB/m).

Site: SIP-AC2	Test Date: 2023-07-07
Limit: FCC_2.4G_RE(3m)	Engineer: Mero Zhou
Probe: BBHA 9120D_02042_1-18GHz	Polarity: Horizontal
EUT: Access Point	Power: AC 120V/60Hz
Test Mode: Transmit by 802.11ax-HE20 at 2462MHz	



No	Mark	Frequency (MHz)	Measure Level (dB μ V/m)	Reading Level (dB μ V)	Margin (dB)	Limit (dB μ V/m)	Factor (dB/m)	Type
1		2464.432	95.994	63.699	N/A	N/A	32.295	AV
2	*	2483.500	49.343	17.120	-4.657	54.000	32.222	AV

Note 1: " * ", means this data is the worst emission level.

Note 2: Measure Level (dB μ V/m) = Reading Level (dB μ V) + Factor (dB/m).

Note 3: Factor (dB/m) = Cable Loss (dB) + Antenna Factor (dB/m).

Site: SIP-AC2	Test Date: 2023-07-07
Limit: FCC_2.4G_RE(3m)	Engineer: Mero Zhou
Probe: BBHA 9120D_02042_1-18GHz	Polarity: Vertical
EUT: Access Point	Power: AC 120V/60Hz
Test Mode: Transmit by 802.11ax-HE20 at 2462MHz	



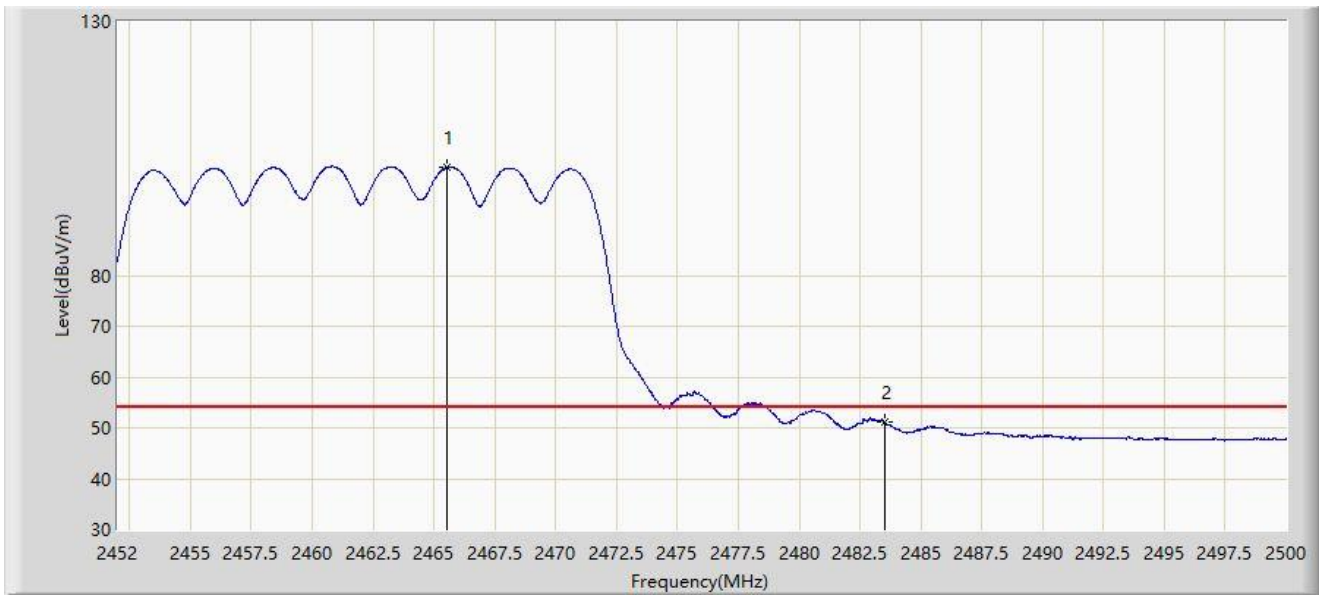
No	Mark	Frequency (MHz)	Measure Level (dB μ V/m)	Reading Level (dB μ V)	Margin (dB)	Limit (dB μ V/m)	Factor (dB/m)	Type
1		2465.320	114.357	82.067	N/A	N/A	32.290	PK
2		2483.500	72.527	40.304	-1.473	74.000	32.222	PK
3	*	2483.512	73.090	40.867	-0.910	74.000	32.222	PK

Note 1: " * ", means this data is the worst emission level.

Note 2: Measure Level (dB μ V/m) = Reading Level (dB μ V) + Factor (dB/m).

Note 3: Factor (dB/m) = Cable Loss (dB) + Antenna Factor (dB/m).

Site: SIP-AC2	Test Date: 2023-07-07
Limit: FCC_2.4G_RE(3m)	Engineer: Mero Zhou
Probe: BBHA 9120D_02042_1-18GHz	Polarity: Vertical
EUT: Access Point	Power: AC 120V/60Hz
Test Mode: Transmit by 802.11ax-HE20 at 2462MHz	



No	Mark	Frequency (MHz)	Measure Level (dB μ V/m)	Reading Level (dB μ V)	Margin (dB)	Limit (dB μ V/m)	Factor (dB/m)	Type
1		2465.560	101.293	69.004	N/A	N/A	32.289	AV
2	*	2483.500	51.061	18.838	-2.939	54.000	32.222	AV

Note 1: " * ", means this data is the worst emission level.

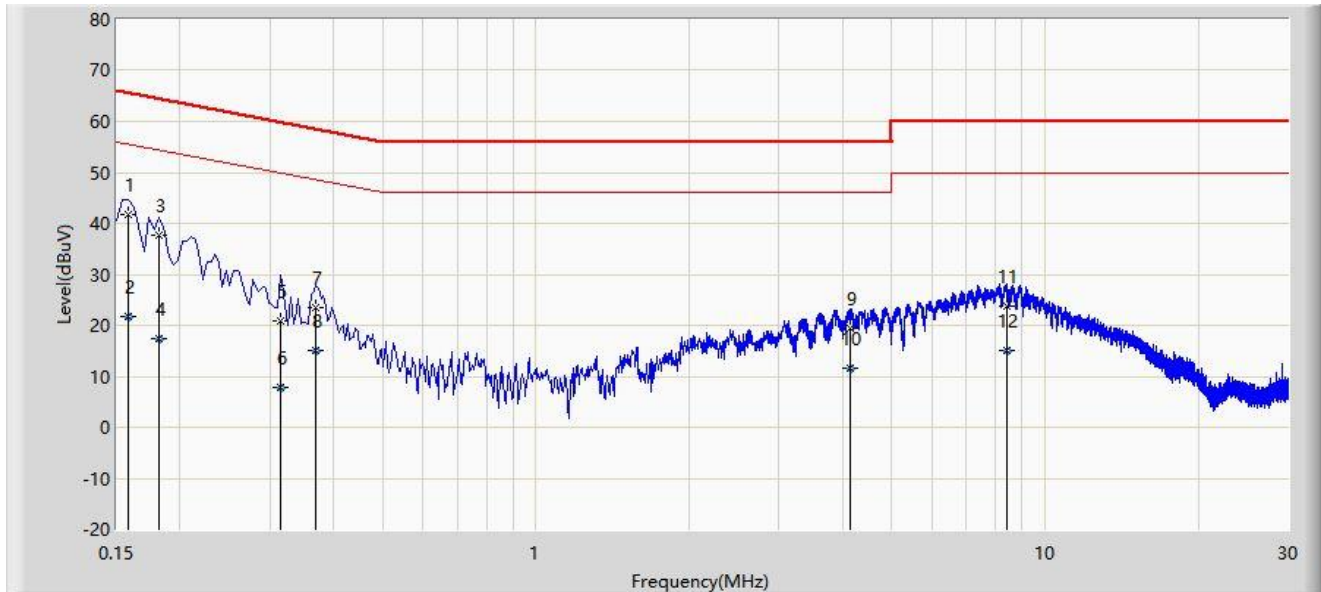
Note 2: Measure Level (dB μ V/m) = Reading Level (dB μ V) + Factor (dB/m).

Note 3: Factor (dB/m) = Cable Loss (dB) + Antenna Factor (dB/m).

A.8 AC Conducted Emissions Test Result

Radio 0:

Site: WZ-SR2	Test Date: 2023-08-04
Limit: FCC_Part15.207_CE_AC Power	Engineer: Linda Wei
Probe: ENV216_101683_Filter Off_C	Polarity: Line
EUT: Access Point	Power: AC 120V/60Hz
Test Mode: Transmit by 802.11n-HT20 at channel 2437MHz	



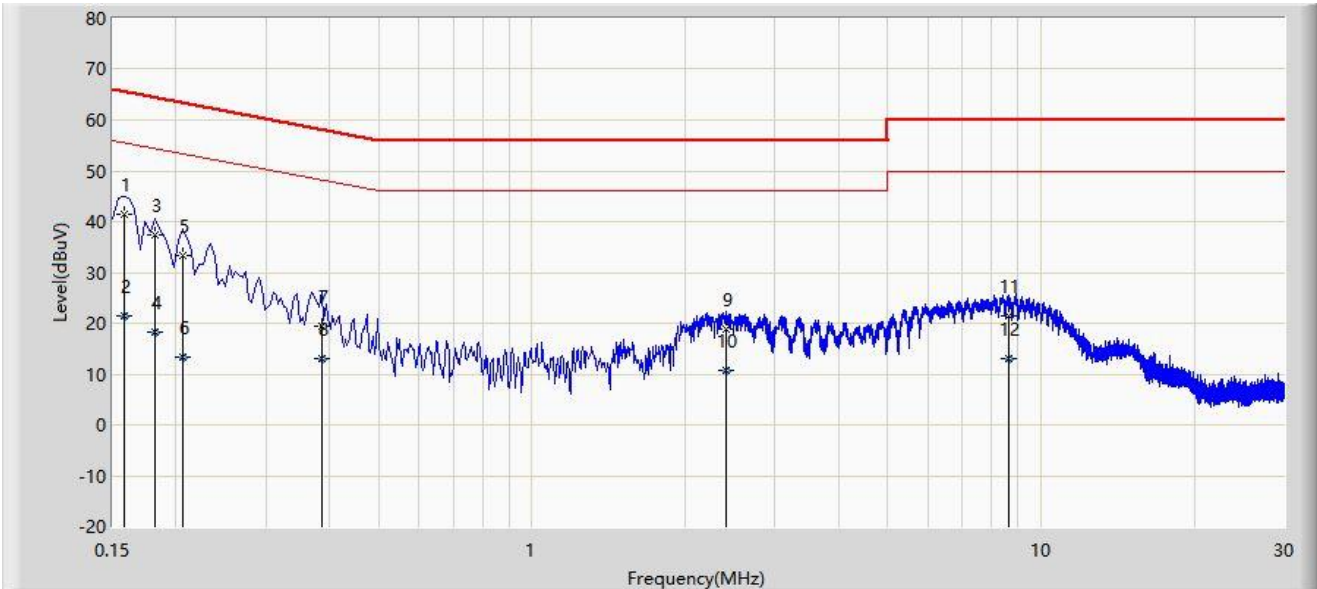
No	Mark	Frequency (MHz)	Measure Level (dBμV)	Reading Level (dBμV)	Margin (dB)	Limit (dBμV)	Factor (dB)	Type
1	*	0.158	41.702	31.986	-23.867	65.568	9.716	QP
2		0.158	21.736	12.020	-33.833	55.568	9.716	AV
3		0.182	37.738	28.016	-26.656	64.394	9.721	QP
4		0.182	17.381	7.660	-37.013	54.394	9.721	AV
5		0.314	20.819	11.063	-39.045	59.864	9.756	QP
6		0.314	7.809	-1.947	-42.055	49.864	9.756	AV
7		0.370	23.551	13.770	-34.950	58.501	9.782	QP
8		0.370	15.173	5.392	-33.328	48.501	9.782	AV
9		4.138	19.461	9.301	-36.539	56.000	10.160	QP
10		4.138	11.620	1.460	-34.380	46.000	10.160	AV
11		8.386	23.867	13.601	-36.133	60.000	10.266	QP
12		8.386	15.213	4.947	-34.787	50.000	10.266	AV

Note 1: " * ", means this data is the worst emission level.

Note 2: Measure Level (dBμV) = Reading Level (dBμV) + Factor (dB).

Note 3: Factor (dB) = Cable Loss (dB) + LISN Factor (dB).

Site: WZ-SR2	Test Date: 2023-08-04
Limit: FCC_Part15.207_CE_AC Power	Engineer: Linda Wei
Probe: ENV216_101683_Filter Off_C	Polarity: Neutral
EUT: Access Point	Power: AC 120V/60Hz
Test Mode: Transmit by 802.11n-HT20 at channel 2437MHz	



No	Mark	Frequency (MHz)	Measure Level (dB μ V)	Reading Level (dB μ V)	Margin (dB)	Limit (dB μ V)	Factor (dB)	Type
1	*	0.158	41.534	31.828	-24.034	65.568	9.706	QP
2		0.158	21.377	11.671	-34.192	55.568	9.706	AV
3		0.182	37.510	27.799	-26.883	64.394	9.711	QP
4		0.182	18.328	8.616	-36.066	54.394	9.711	AV
5		0.206	33.399	23.682	-29.966	63.365	9.718	QP
6		0.206	13.364	3.646	-40.001	53.365	9.718	AV
7		0.386	19.479	9.700	-38.670	58.149	9.779	QP
8		0.386	12.976	3.197	-35.174	48.149	9.779	AV
9		2.402	18.937	8.839	-37.063	56.000	10.098	QP
10		2.402	10.731	0.633	-35.269	46.000	10.098	AV
11		8.646	21.408	11.155	-38.592	60.000	10.253	QP
12		8.646	12.974	2.721	-37.026	50.000	10.253	AV

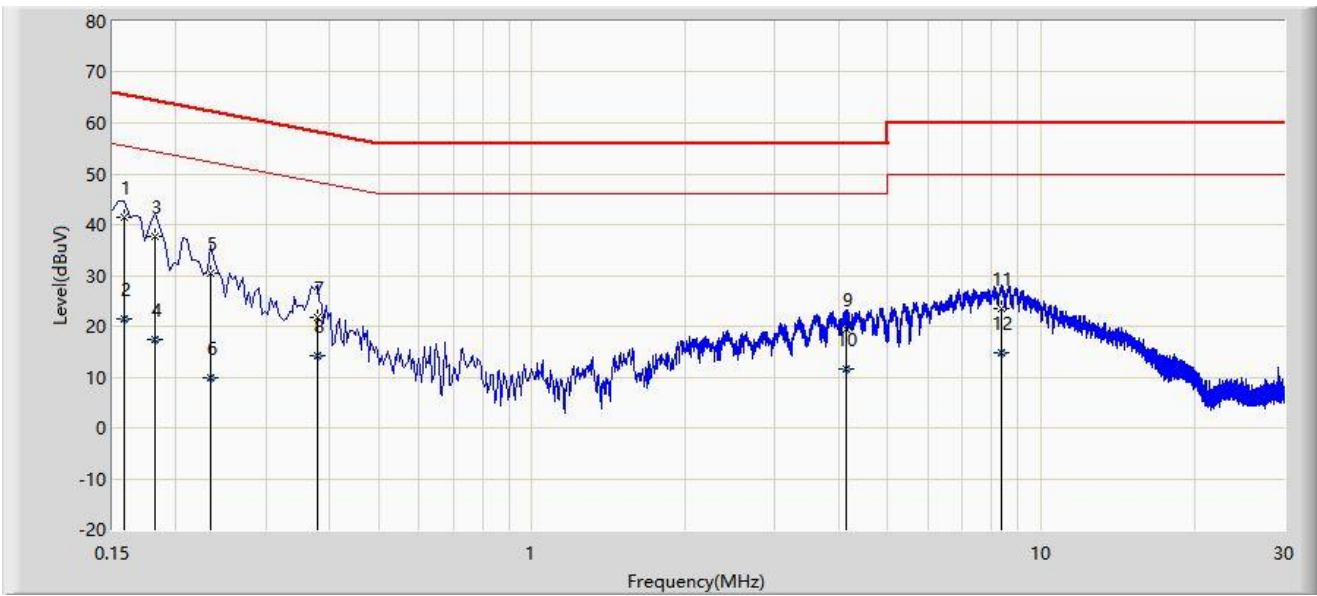
Note 1: " * ", means this data is the worst emission level.

Note 2: Measure Level (dB μ V) = Reading Level (dB μ V) + Factor (dB).

Note 3: Factor (dB) = Cable Loss (dB) + LISN Factor (dB).

Radio 1:

Site: WZ-SR2	Test Date: 2023-08-04
Limit: FCC_Part15.207_CE_AC Power	Engineer: Linda Wei
Probe: ENV216_101683_Filter Off_C	Polarity: Line
EUT: Access Point	Power: AC 120V/60Hz
Test Mode: Transmit by 802.11n-HT20 at channel 2437MHz	



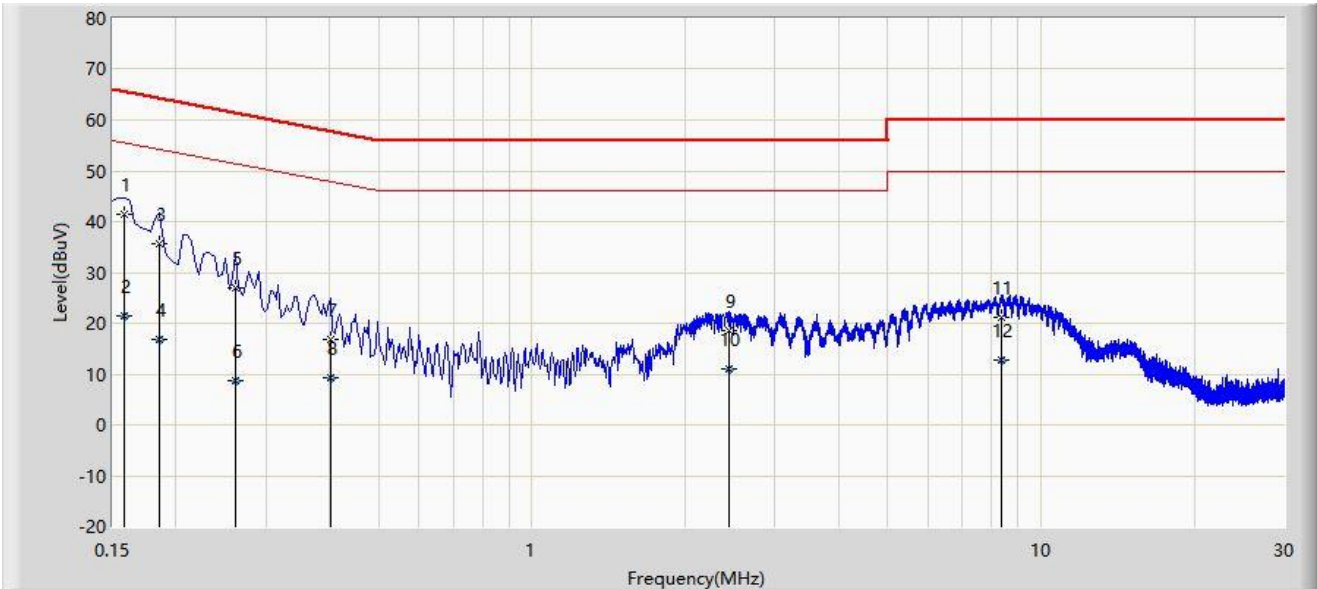
No	Mark	Frequency (MHz)	Measure Level (dBμV)	Reading Level (dBμV)	Margin (dB)	Limit (dBμV)	Factor (dB)	Type
1	*	0.158	41.525	31.809	-24.043	65.568	9.716	QP
2		0.158	21.582	11.866	-33.986	55.568	9.716	AV
3		0.182	37.629	27.908	-26.765	64.394	9.721	QP
4		0.182	17.313	7.592	-37.081	54.394	9.721	AV
5		0.234	30.559	20.824	-31.748	62.307	9.735	QP
6		0.234	9.742	0.008	-42.564	52.307	9.735	AV
7		0.378	21.662	11.876	-36.662	58.323	9.785	QP
8		0.378	14.086	4.301	-34.237	48.323	9.785	AV
9		4.142	19.361	9.201	-36.639	56.000	10.160	QP
10		4.142	11.582	1.422	-34.418	46.000	10.160	AV
11		8.354	23.583	13.317	-36.417	60.000	10.266	QP
12		8.354	14.909	4.643	-35.091	50.000	10.266	AV

Note 1: " * ", means this data is the worst emission level.

Note 2: Measure Level (dBμV) = Reading Level (dBμV) + Factor (dB).

Note 3: Factor (dB) = Cable Loss (dB) + LISN Factor (dB).

Site: WZ-SR2	Test Date: 2023-08-04
Limit: FCC_Part15.207_CE_AC Power	Engineer: Linda Wei
Probe: ENV216_101683_Filter Off_C	Polarity: Neutral
EUT: Access Point	Power: AC 120V/60Hz
Test Mode: Transmit by 802.11n-HT20 at channel 2437MHz	



No	Mark	Frequency (MHz)	Measure Level (dBμV)	Reading Level (dBμV)	Margin (dB)	Limit (dBμV)	Factor (dB)	Type
1	*	0.158	41.479	31.773	-24.090	65.568	9.706	QP
2		0.158	21.435	11.730	-34.133	55.568	9.706	AV
3		0.186	35.749	26.036	-28.465	64.213	9.712	QP
4		0.186	16.937	7.224	-37.277	54.213	9.712	AV
5		0.262	26.885	17.154	-34.483	61.368	9.731	QP
6		0.262	8.655	-1.076	-42.713	51.368	9.731	AV
7		0.402	16.806	7.020	-41.006	57.812	9.786	QP
8		0.402	9.322	-0.465	-38.490	47.812	9.786	AV
9		2.430	18.683	8.585	-37.317	56.000	10.098	QP
10		2.430	10.881	0.783	-35.119	46.000	10.098	AV
11		8.354	21.158	10.913	-38.842	60.000	10.245	QP
12		8.354	12.683	2.438	-37.317	50.000	10.245	AV

Note 1: " * ", means this data is the worst emission level.

Note 2: Measure Level (dBμV) = Reading Level (dBμV) + Factor (dB).

Note 3: Factor (dB) = Cable Loss (dB) + LISN Factor (dB).

Appendix B – Test Setup Photograph

Refer to “2306RSU039-UT” file.

Appendix C – EUT Photograph

Refer to “2306RSU039-UE” file.

————— The End —————