


# APPENDIX A

## Test Setup Photos

<b>Applicant</b>	Hewlett Packard Enterprise Company
<b>Model Name</b>	APINH505
<b>FCC ID</b>	Q9DAPINH505
<b>IC ID</b>	4675A-APINH505

## Radiated Emission Test Setup

9 kHz – 30 MHz



30 MHz – 1 GHz



**1 GHz – 18 GHz**




**18 GHz -40 GHz**




## AC Line Conducted Emission Test Setup


Front view




Rear view




## RF Conducted Test Setup



## DFS Conducted Test Setup



## DFS Radiated Test Setup



## DFS Radiated Test Setup

