

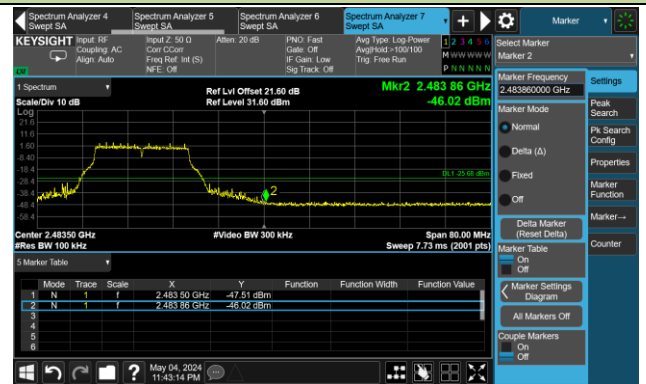
802.11g Out-of-Band Emissions – Ant 11

Channel 11 (2462MHz)

Reference Level



High Band Edge



Spurious Emission



802.11n-HT20 Out-of-Band Emissions – Ant 11

Channel 01 (2412MHz)

Reference Level



Low Band Edge



Spurious Emission



Channel 06 (2437MHz)

Reference Level



Spurious Emission



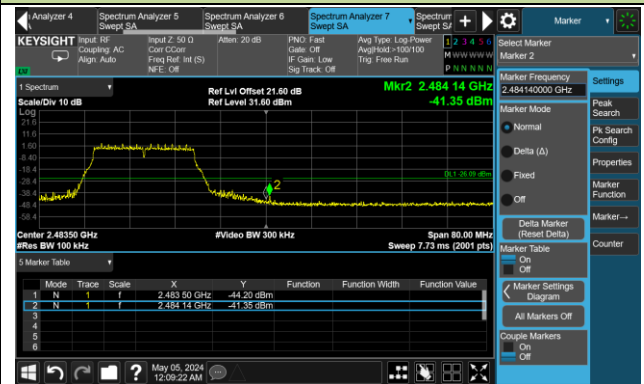
802.11n-HT20 Out-of-Band Emissions – Ant 11

Channel 11 (2462MHz)

Reference Level



High Band Edge



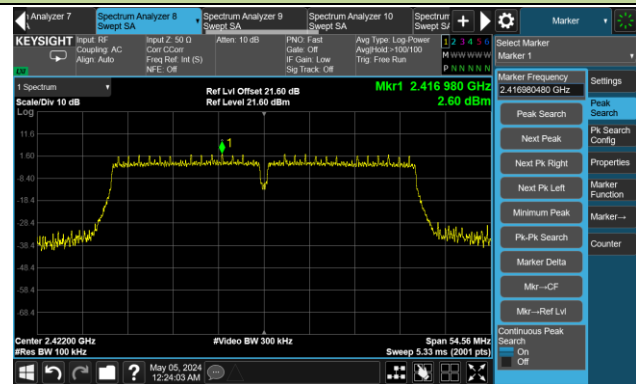
Spurious Emission



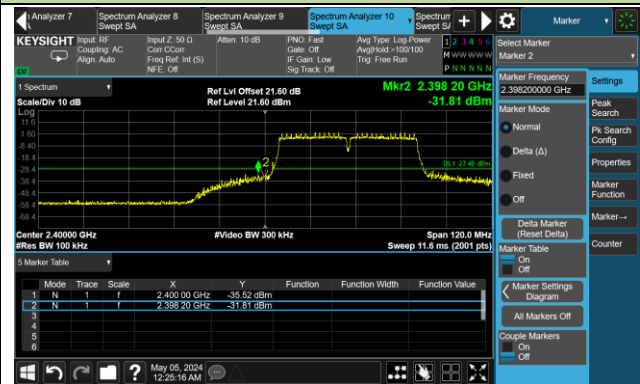
802.11n-HT40 Out-of-Band Emissions – Ant 11

Channel 03 (2422MHz)

Reference Level



Low Band Edge



Spurious Emission



Channel 06 (2437MHz)

Reference Level



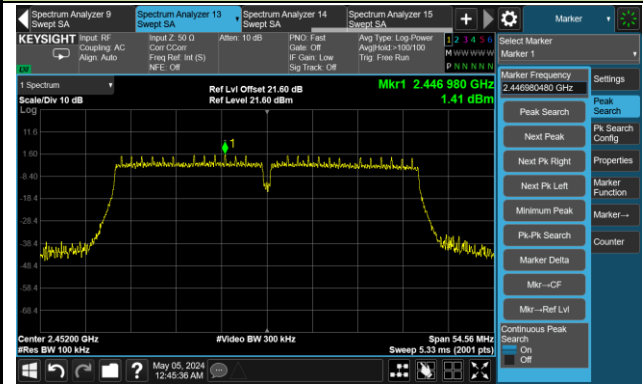
Spurious Emission



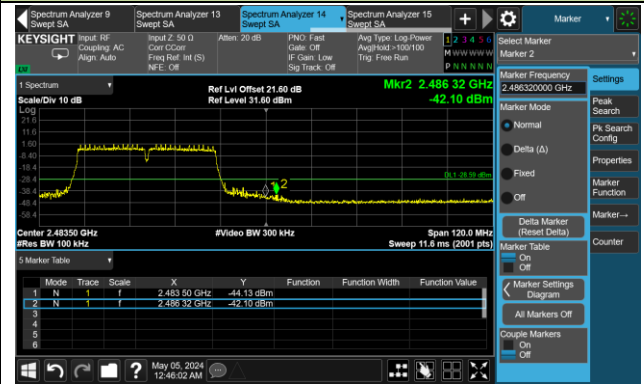
802.11n-HT40 Out-of-Band Emissions – Ant 11

Channel 09 (2452MHz)

Reference Level



High Band Edge



Spurious Emission



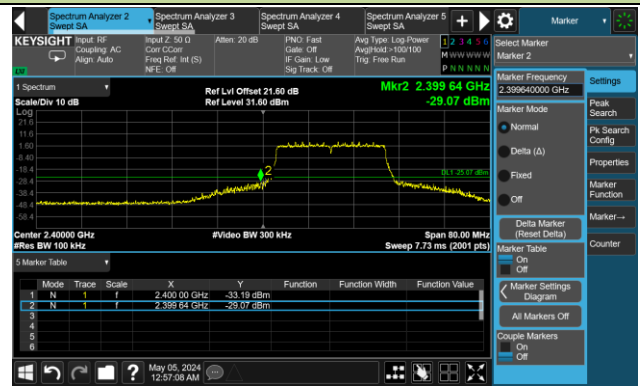
802.11ax-HE20 Out-of-Band Emissions – Ant 11

Channel 01 (2412MHz)

Reference Level



Low Band Edge



Spurious Emission



Channel 06 (2437MHz)

Reference Level



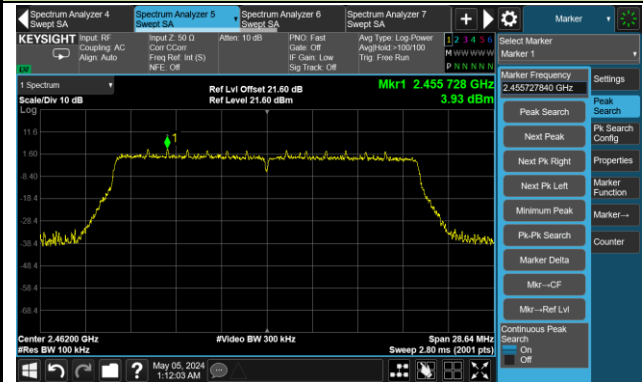
Spurious Emission



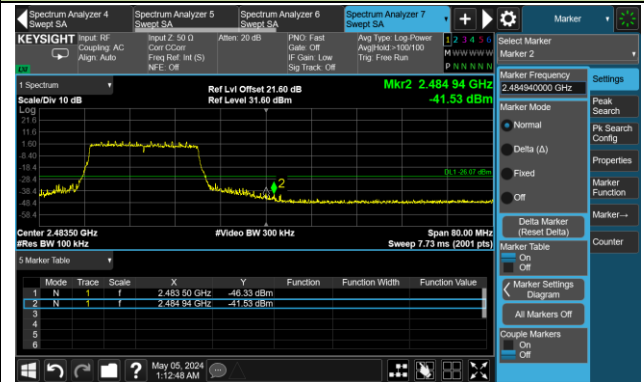
802.11ax-HE20 Out-of-Band Emissions – Ant 11

Channel 11 (2462MHz)

Reference Level



High Band Edge



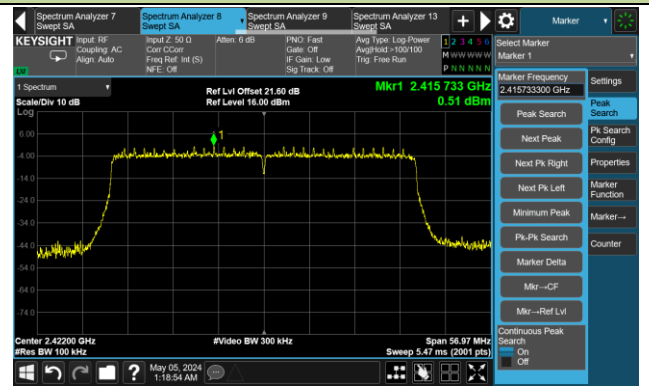
Spurious Emission



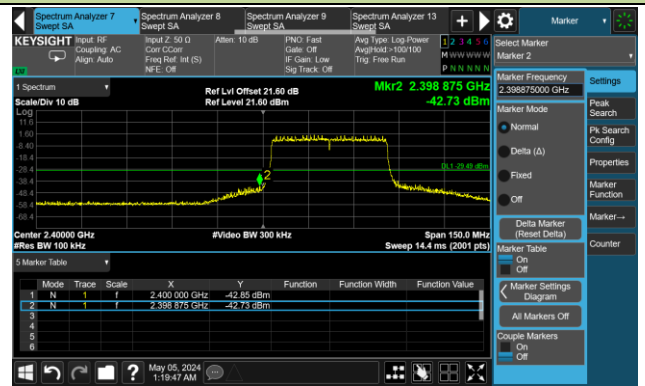
802.11ax-HE40 Out-of-Band Emissions – Ant 11

Channel 03 (2422MHz)

Reference Level



Low Band Edge

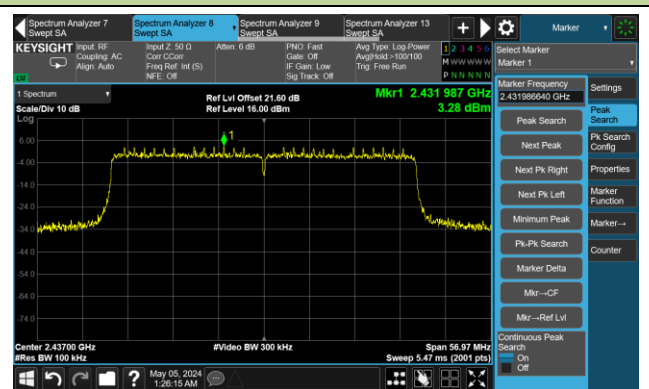


Spurious Emission



Channel 06 (2437MHz)

Reference Level



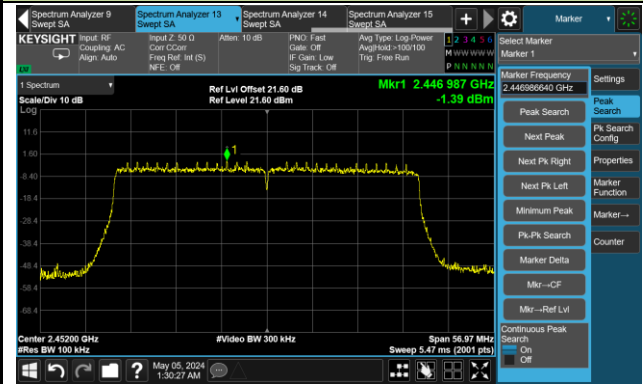
Spurious Emission



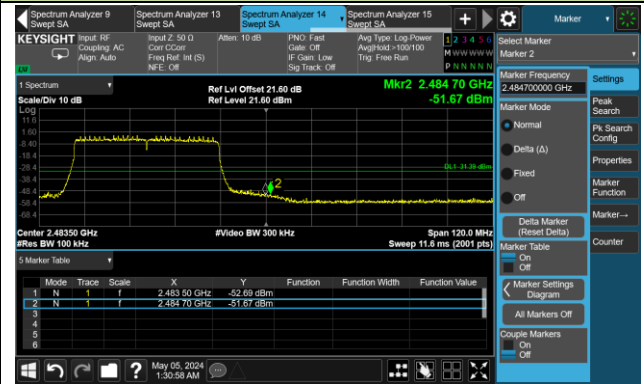
802.11ax-HE40 Out-of-Band Emissions – Ant 11

Channel 09 (2452MHz)

Reference Level



High Band Edge



Spurious Emission



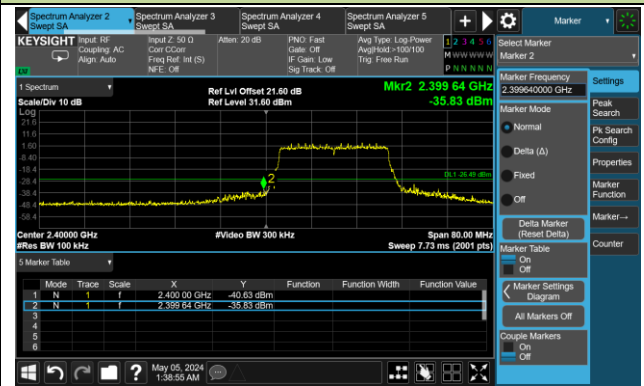
802.11be-EHT20 Out-of-Band Emissions – Ant 11

Channel 01 (2412MHz)

Reference Level



Low Band Edge

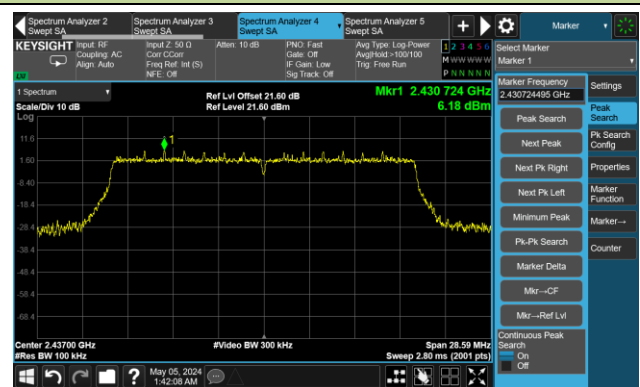


Spurious Emission



Channel 06 (2437MHz)

Reference Level



Spurious Emission



802.11be-EHT20 Out-of-Band Emissions – Ant 11

Channel 11 (2462MHz)

Reference Level



High Band Edge



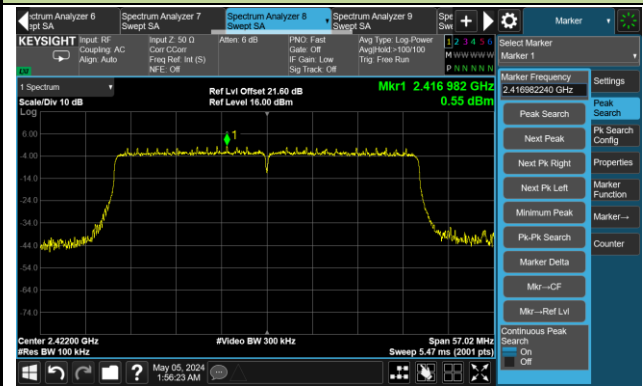
Spurious Emission



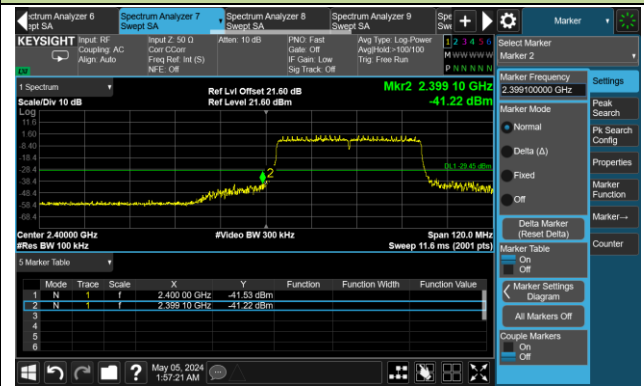
802.11be-EHT40 Out-of-Band Emissions – Ant 11

Channel 03 (2422MHz)

Reference Level



Low Band Edge

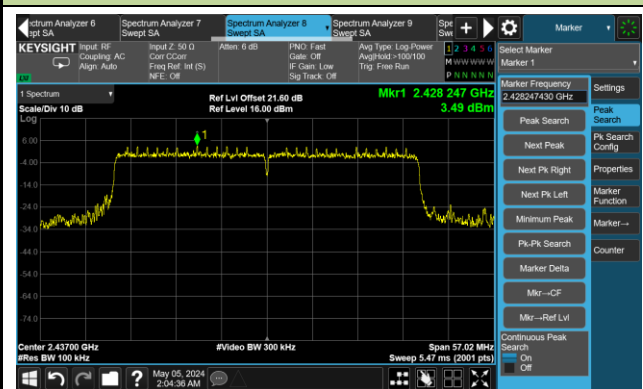


Spurious Emission



Channel 06 (2437MHz)

Reference Level



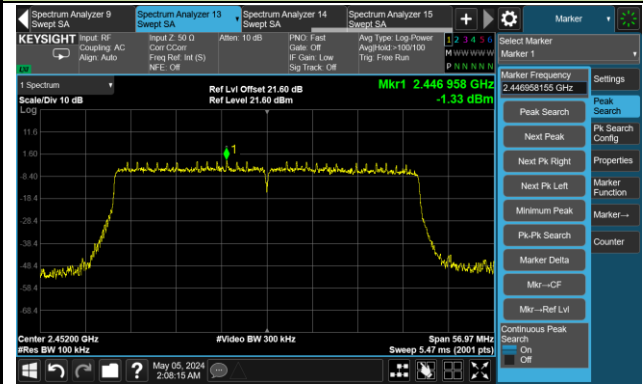
Spurious Emission



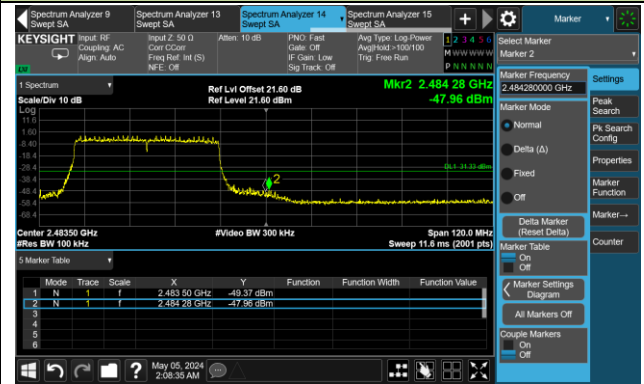
802.11be-EHT40 Out-of-Band Emissions – Ant 11

Channel 09 (2452MHz)

Reference Level



High Band Edge



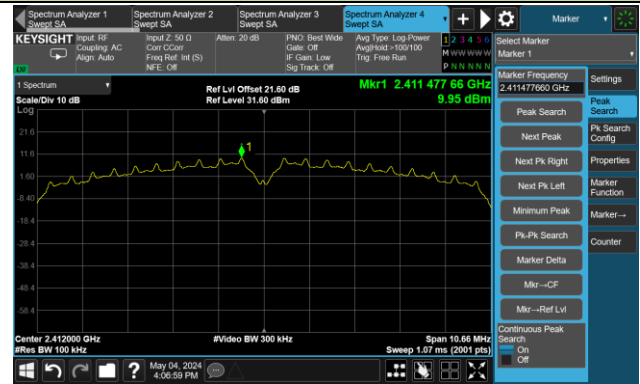
Spurious Emission



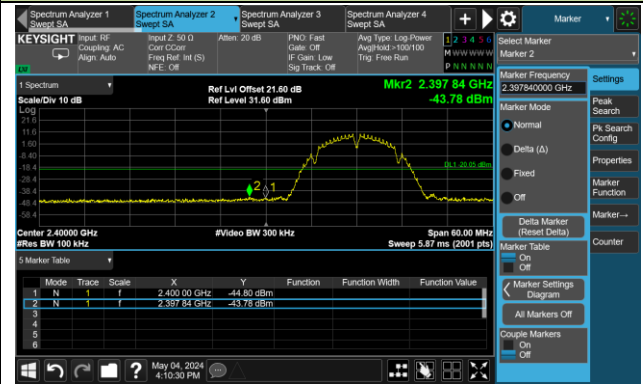
802.11b Out-of-Band Emissions – Ant 12

Channel 01 (2412MHz)

Reference Level



Low Band Edge

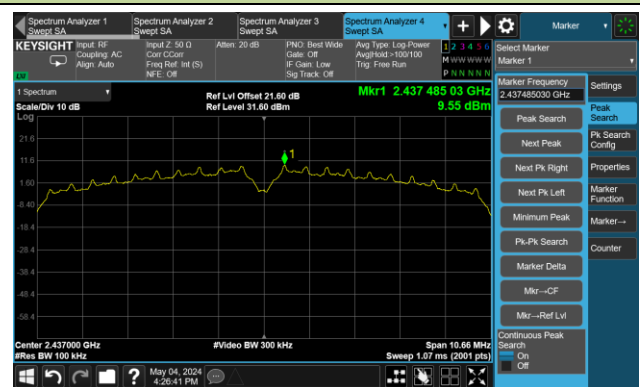


Spurious Emission



Channel 06 (2437MHz)

Reference Level



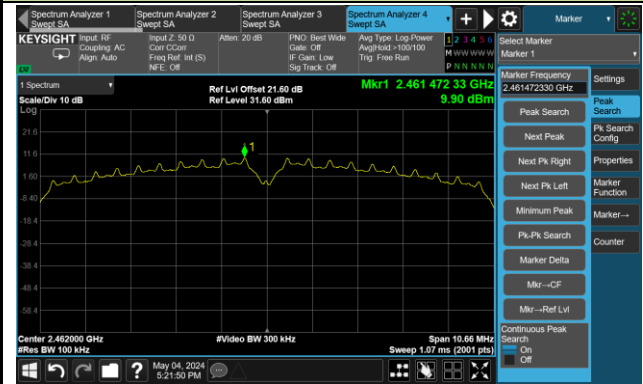
Spurious Emission



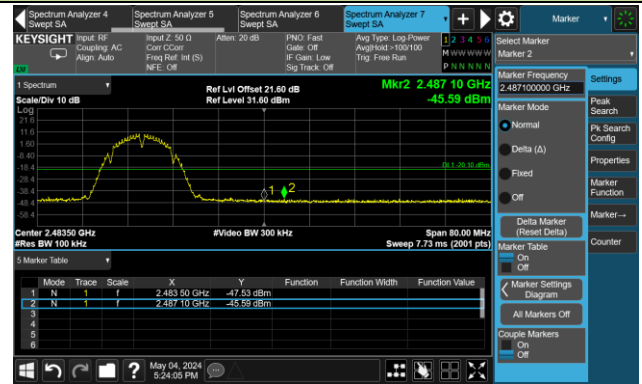
802.11b Out-of-Band Emissions – Ant 12

Channel 11 (2462MHz)

Reference Level



High Band Edge



Spurious Emission



802.11g Out-of-Band Emissions – Ant 12

Channel 01 (2412MHz)

Reference Level



Low Band Edge



Spurious Emission



Channel 06 (2437MHz)

Reference Level



Spurious Emission



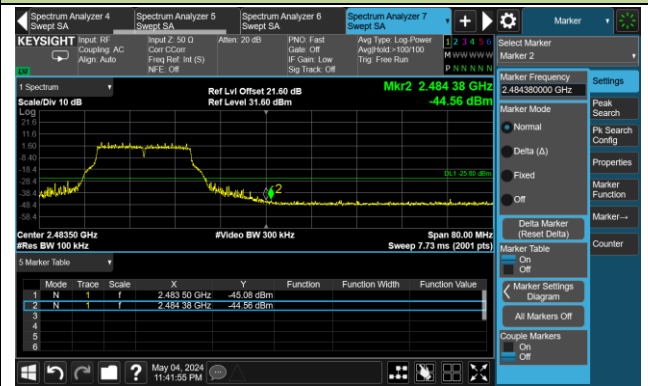
802.11g Out-of-Band Emissions – Ant 12

Channel 11 (2462MHz)

Reference Level



High Band Edge



Spurious Emission

