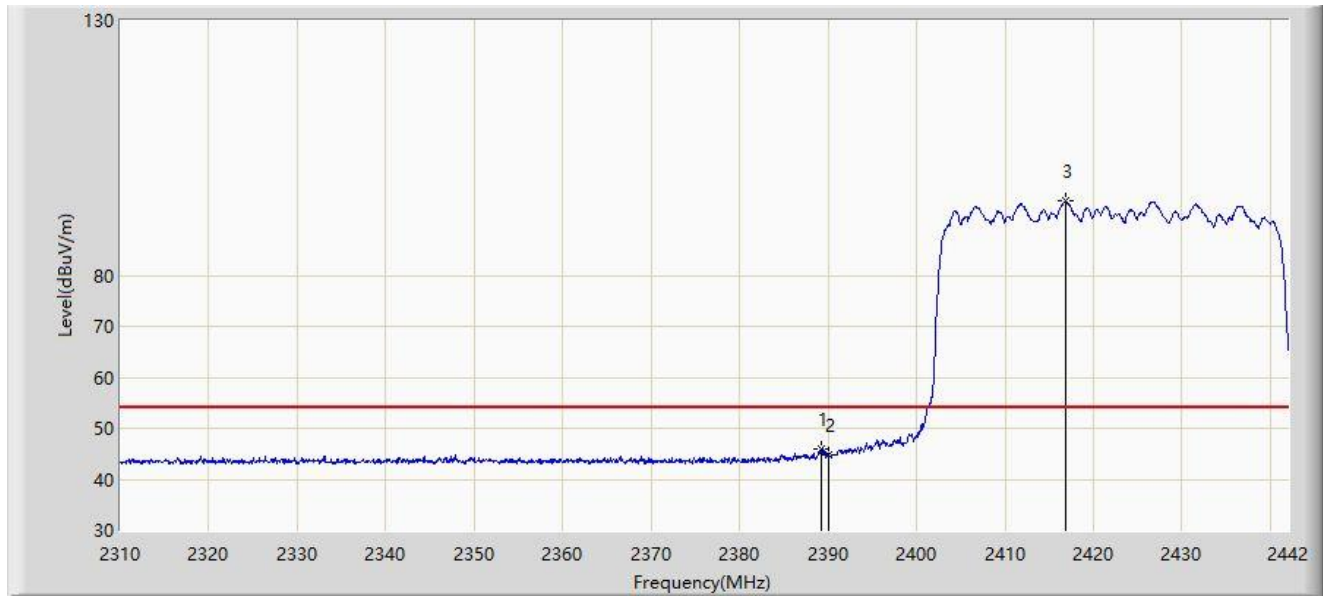


Site: WZ-AC2	Test Date: 2024-06-06
Limit: FCC_2.4G_RE(3m)	Engineer: Lucas Wang
Probe: BBHA9120D_1457_1-18GHz	Polarity: Horizontal
EUT: ACCESS POINT	Power: AC 120V/60Hz
Test Mode: Transmit by 802.11be-EHT40 at 2422MHz	



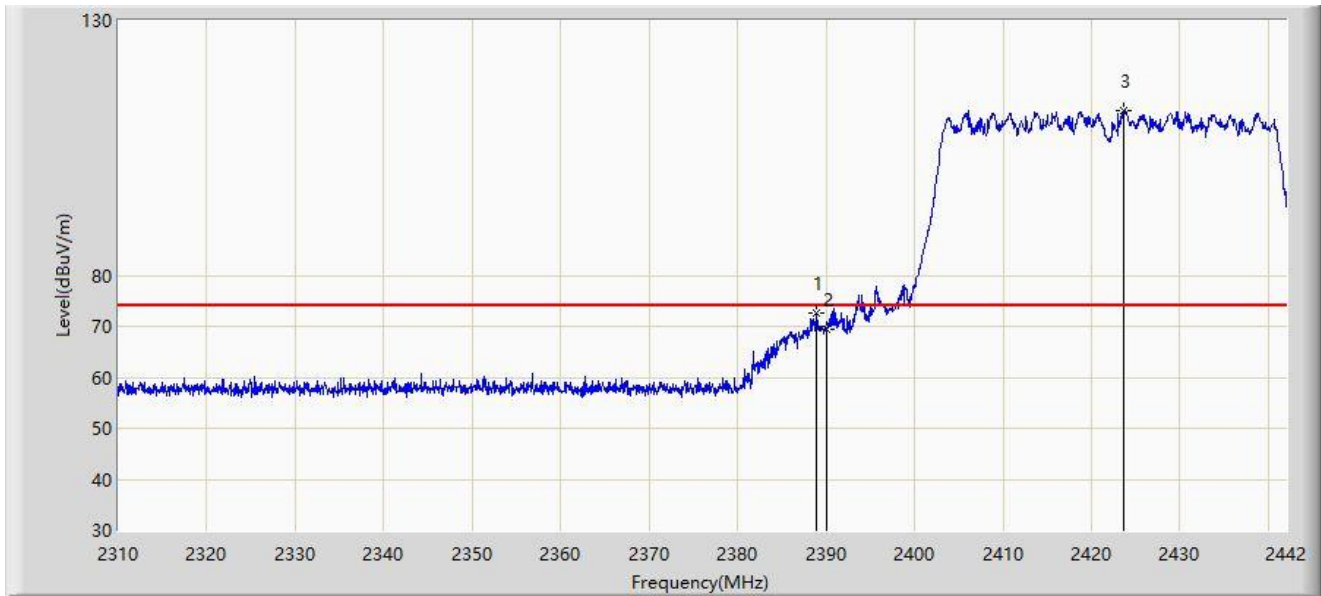
No	Mark	Frequency (MHz)	Measure Level (dB $\mu$ V/m)	Reading Level (dB $\mu$ V)	Margin (dB)	Limit (dB $\mu$ V/m)	Factor (dB/m)	Type
1	*	2389.266	46.027	13.498	-7.973	54.000	32.529	AV
2		2390.000	44.890	12.364	-9.110	54.000	32.527	AV
3		2416.788	94.610	62.158	N/A	N/A	32.452	AV

Note 1: " \* ", means this data is the worst emission level.

Note 2: Measure Level (dB $\mu$ V/m) = Reading Level (dB $\mu$ V) + Factor (dB/m).

Note 3: Factor (dB/m) = Cable Loss (dB) + Antenna Factor (dB/m).

Site: WZ-AC2	Test Date: 2024-06-06
Limit: FCC_2.4G_RE(3m)	Engineer: Lucas Wang
Probe: BBHA9120D_1457_1-18GHz	Polarity: Vertical
EUT: ACCESS POINT	Power: AC 120V/60Hz
Test Mode: Transmit by 802.11be-EHT40 at 2422MHz	



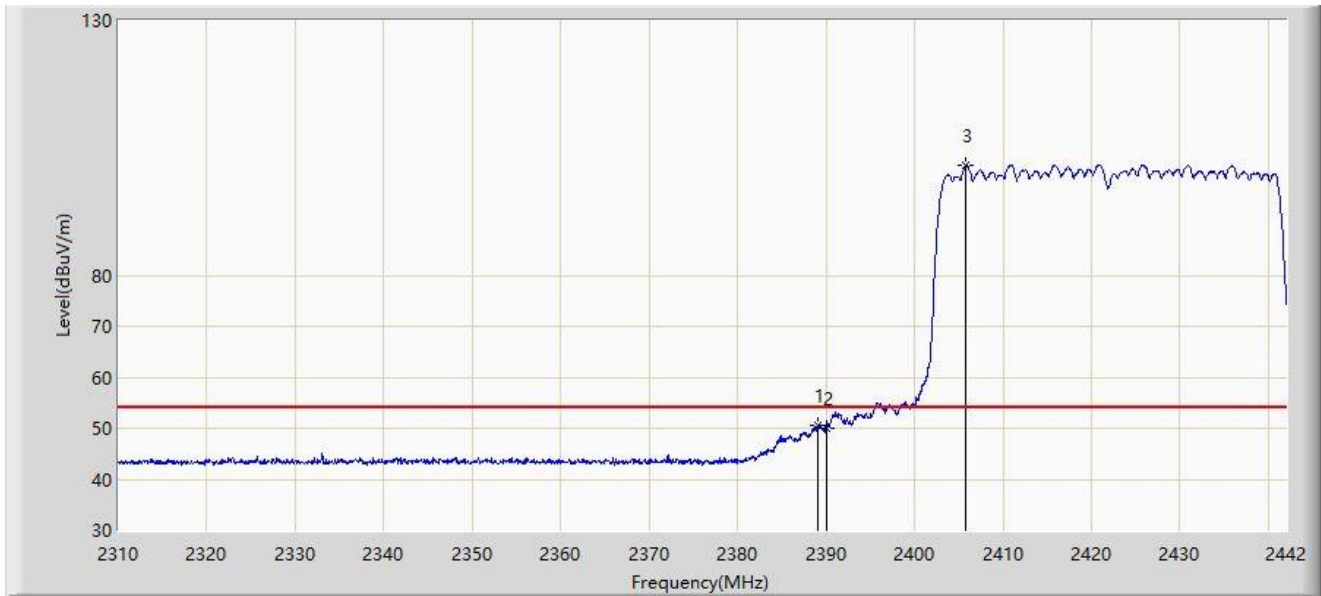
No	Mark	Frequency (MHz)	Measure Level (dB $\mu$ V/m)	Reading Level (dB $\mu$ V)	Margin (dB)	Limit (dB $\mu$ V/m)	Factor (dB/m)	Type
1	*	2388.870	72.669	40.139	-1.331	74.000	32.531	PK
2		2390.000	69.429	36.903	-4.571	74.000	32.527	PK
3		2423.718	112.232	79.799	N/A	N/A	32.433	PK

Note 1: " \* ", means this data is the worst emission level.

Note 2: Measure Level (dB $\mu$ V/m) = Reading Level (dB $\mu$ V) + Factor (dB/m).

Note 3: Factor (dB/m) = Cable Loss (dB) + Antenna Factor (dB/m).

Site: WZ-AC2	Test Date: 2024-06-06
Limit: FCC_2.4G_RE(3m)	Engineer: Lucas Wang
Probe: BBHA9120D_1457_1-18GHz	Polarity: Vertical
EUT: ACCESS POINT	Power: AC 120V/60Hz
Test Mode: Transmit by 802.11be-EHT40 at 2422MHz	



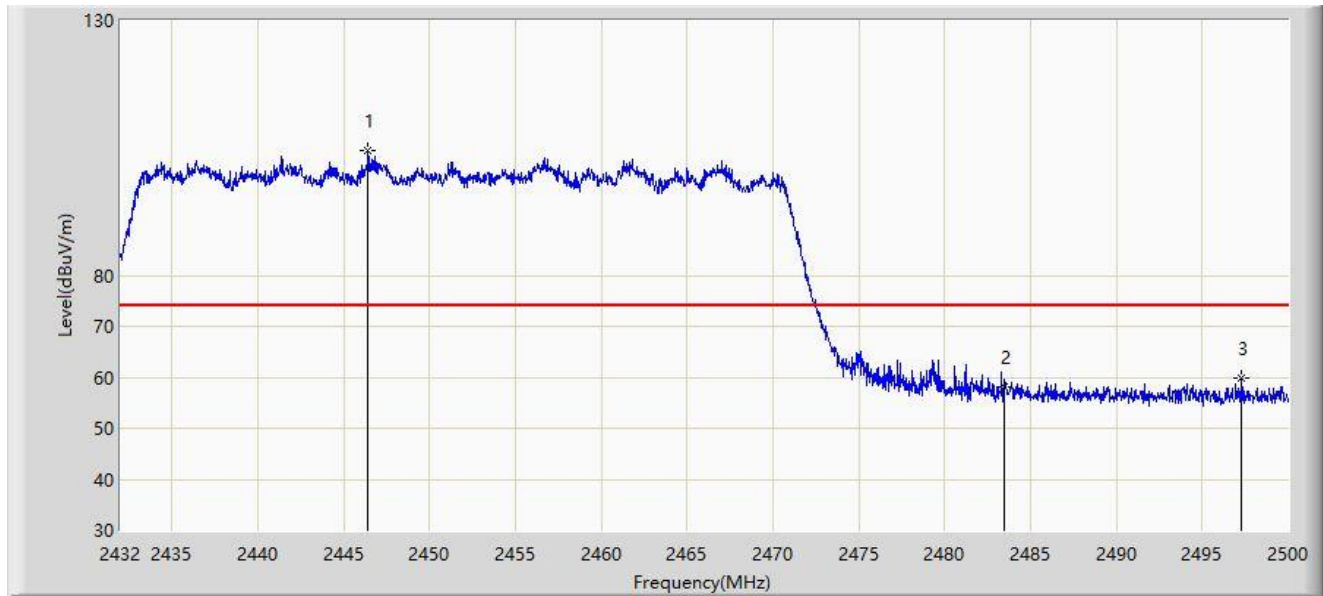
No	Mark	Frequency (MHz)	Measure Level (dBμV/m)	Reading Level (dBμV)	Margin (dB)	Limit (dBμV/m)	Factor (dB/m)	Type
1	*	2389.002	50.705	18.175	-3.295	54.000	32.530	AV
2		2390.000	50.106	17.580	-3.894	54.000	32.527	AV
3		2405.832	101.630	69.152	N/A	N/A	32.478	AV

Note 1: " \* ", means this data is the worst emission level.

Note 2: Measure Level (dBμV/m) = Reading Level (dBμV) + Factor (dB/m).

Note 3: Factor (dB/m) = Cable Loss (dB) + Antenna Factor (dB/m).

Site: WZ-AC2	Test Date: 2024-06-06
Limit: FCC_2.4G_RE(3m)	Engineer: Lucas Wang
Probe: BBHA9120D_1457_1-18GHz	Polarity: Horizontal
EUT: ACCESS POINT	Power: AC 120V/60Hz
Test Mode: Transmit by 802.11be-EHT40 at 2452MHz	



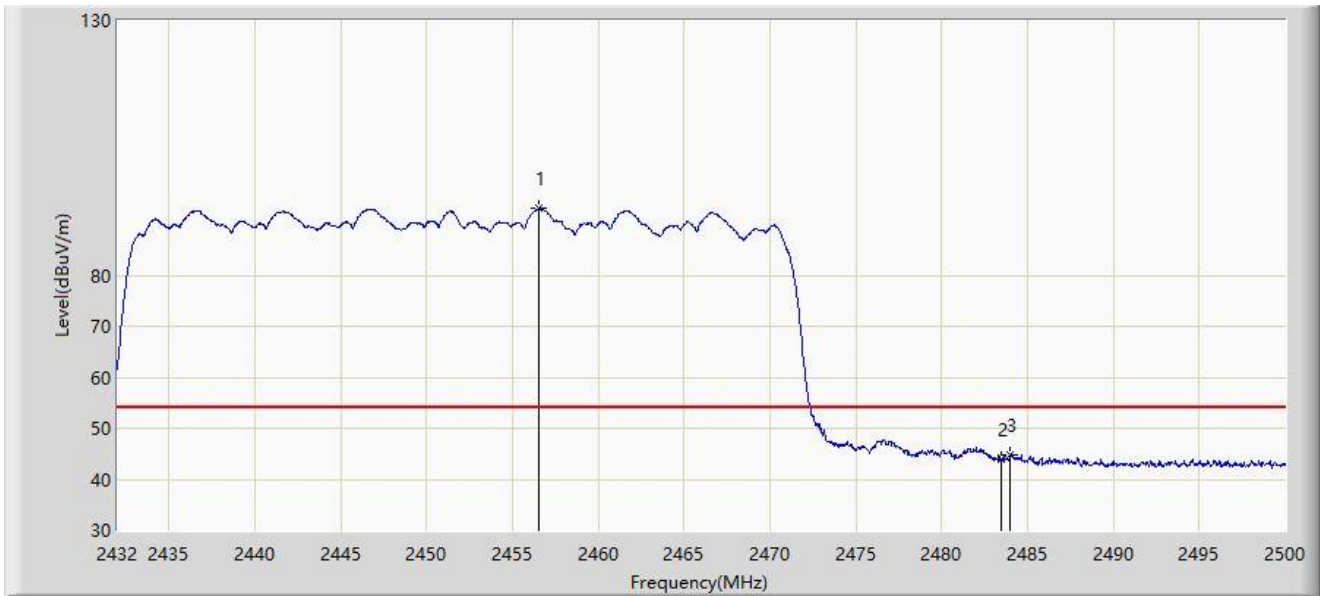
No	Mark	Frequency (MHz)	Measure Level (dB $\mu$ V/m)	Reading Level (dB $\mu$ V)	Margin (dB)	Limit (dB $\mu$ V/m)	Factor (dB/m)	Type
1		2446.416	104.514	72.134	N/A	N/A	32.381	PK
2		2483.500	58.065	25.683	-15.935	74.000	32.382	PK
3	*	2497.314	59.973	27.576	-14.027	74.000	32.397	PK

Note 1: " \* ", means this data is the worst emission level.

Note 2: Measure Level (dB $\mu$ V/m) = Reading Level (dB $\mu$ V) + Factor (dB/m).

Note 3: Factor (dB/m) = Cable Loss (dB) + Antenna Factor (dB/m).

Site: WZ-AC2	Test Date: 2024-06-06
Limit: FCC_2.4G_RE(3m)	Engineer: Lucas Wang
Probe: BBHA9120D_1457_1-18GHz	Polarity: Horizontal
EUT: ACCESS POINT	Power: AC 120V/60Hz
Test Mode: Transmit by 802.11be-EHT40 at 2452MHz	



No	Mark	Frequency (MHz)	Measure Level (dB $\mu$ V/m)	Reading Level (dB $\mu$ V)	Margin (dB)	Limit (dB $\mu$ V/m)	Factor (dB/m)	Type
1		2456.582	93.184	93.184	N/A	N/A	0.000	AV
2		2483.500	43.951	43.951	-10.049	54.000	0.000	AV
3	*	2484.020	44.816	44.816	-9.184	54.000	0.000	AV

Note 1: " \* ", means this data is the worst emission level.

Note 2: Measure Level (dB $\mu$ V/m) = Reading Level (dB $\mu$ V) + Factor (dB/m).

Note 3: Factor (dB/m) = Cable Loss (dB) + Antenna Factor (dB/m).

Site: WZ-AC2	Test Date: 2024-06-06
Limit: FCC_2.4G_RE(3m)	Engineer: Lucas Wang
Probe: BBHA9120D_1457_1-18GHz	Polarity: Vertical
EUT: ACCESS POINT	Power: AC 120V/60Hz
Test Mode: Transmit by 802.11be-EHT40 at 2452MHz	



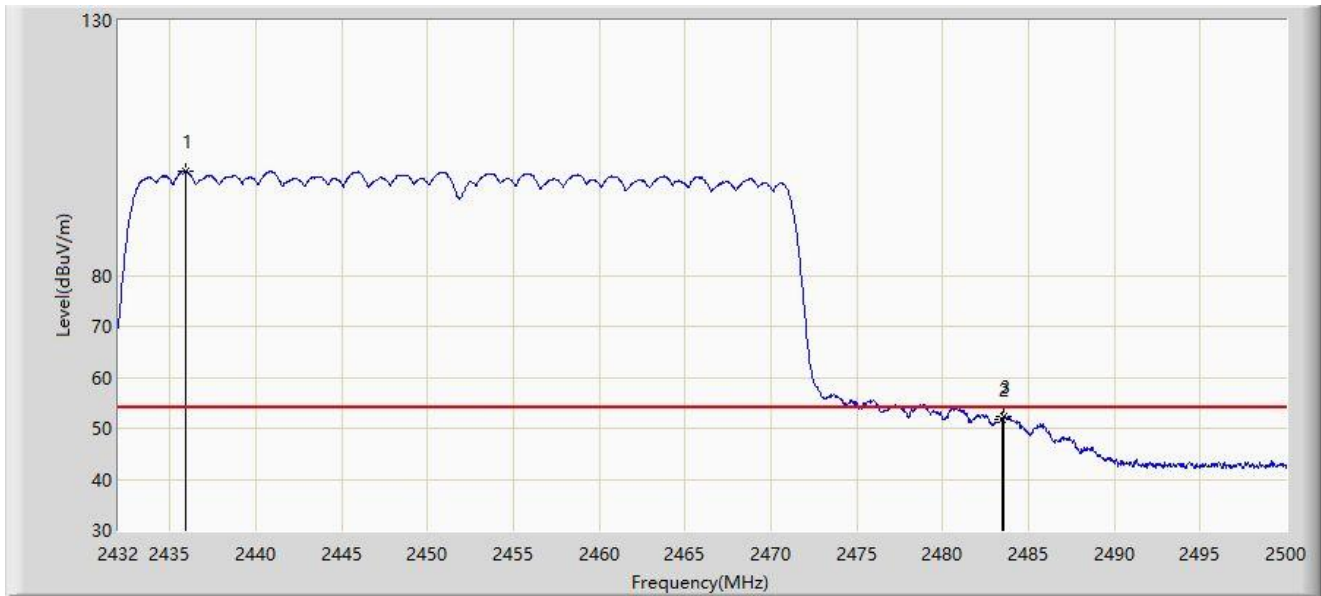
No	Mark	Frequency (MHz)	Measure Level (dB $\mu$ V/m)	Reading Level (dB $\mu$ V)	Margin (dB)	Limit (dB $\mu$ V/m)	Factor (dB/m)	Type
1		2435.740	112.545	80.143	N/A	N/A	32.402	PK
2		2483.500	68.215	35.833	-5.785	74.000	32.382	PK
3	*	2483.578	69.672	37.290	-4.328	74.000	32.382	PK

Note 1: " \* ", means this data is the worst emission level.

Note 2: Measure Level (dB $\mu$ V/m) = Reading Level (dB $\mu$ V) + Factor (dB/m).

Note 3: Factor (dB/m) = Cable Loss (dB) + Antenna Factor (dB/m).

Site: WZ-AC2	Test Date: 2024-06-06
Limit: FCC_2.4G_RE(3m)	Engineer: Lucas Wang
Probe: BBHA9120D_1457_1-18GHz	Polarity: Vertical
EUT: ACCESS POINT	Power: AC 120V/60Hz
Test Mode: Transmit by 802.11be-EHT40 at 2452MHz	



No	Mark	Frequency (MHz)	Measure Level (dB $\mu$ V/m)	Reading Level (dB $\mu$ V)	Margin (dB)	Limit (dB $\mu$ V/m)	Factor (dB/m)	Type
1		2435.944	100.438	68.037	N/A	N/A	32.401	AV
2		2483.500	51.787	19.405	-2.213	54.000	32.382	AV
3	*	2483.578	52.349	19.967	-1.651	54.000	32.382	AV

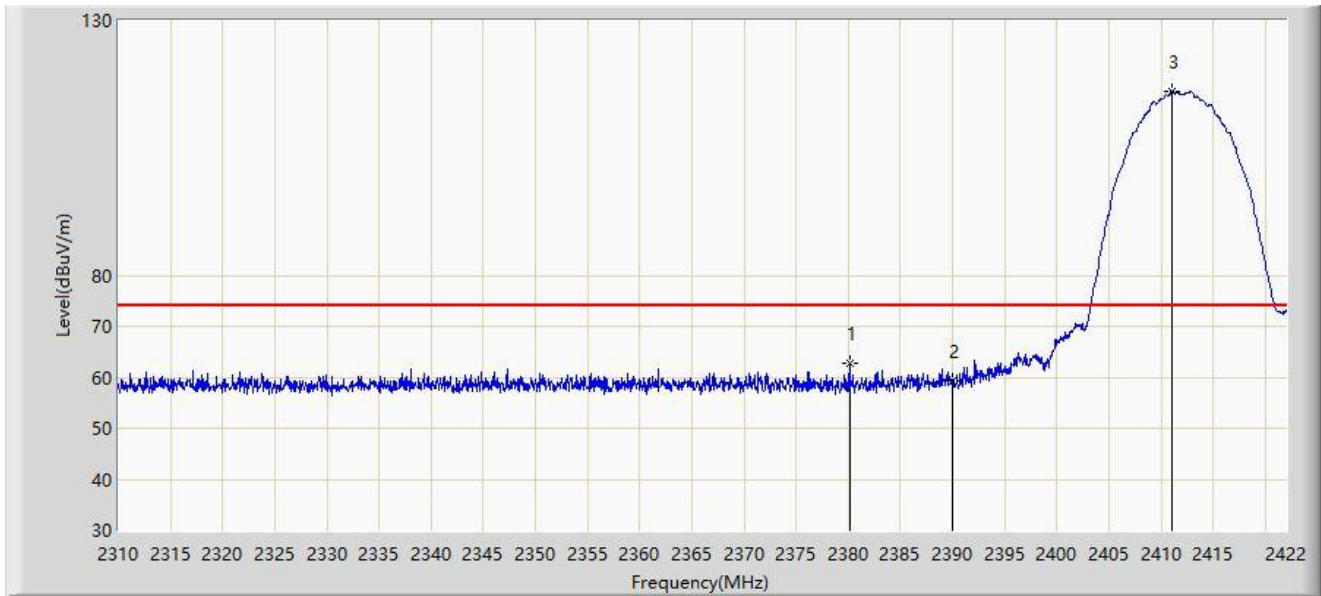
Note 1: " \* ", means this data is the worst emission level.

Note 2: Measure Level (dB $\mu$ V/m) = Reading Level (dB $\mu$ V) + Factor (dB/m).

Note 3: Factor (dB/m) = Cable Loss (dB) + Antenna Factor (dB/m).

**Ant\_348**

Site: WZ-AC2	Test Date: 2024-05-27
Limit: FCC_2.4G_RE(3m)	Engineer: Bob Zhang
Probe: BBHA9120D_1457_1-18GHz	Polarity: Horizontal
EUT: ACCESS POINT	Power: AC 120V/60Hz
Test Mode: Transmit by 802.11b at 2412MHz	



No	Mark	Frequency (MHz)	Measure Level (dB $\mu$ V/m)	Reading Level (dB $\mu$ V)	Margin (dB)	Limit (dB $\mu$ V/m)	Factor (dB/m)	Type
1	*	2380.168	62.704	30.138	-11.296	74.000	32.565	PK
2		2390.000	59.388	26.862	-14.612	74.000	32.527	PK
3		2411.080	116.187	83.722	N/A	N/A	32.465	PK

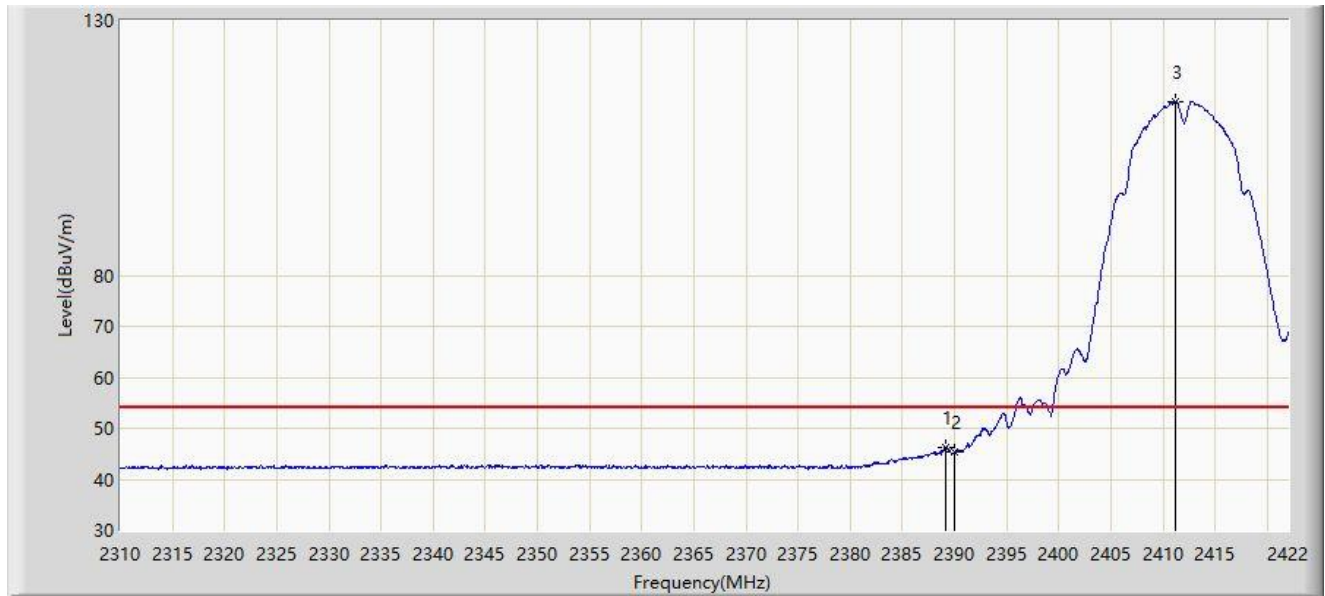
Note 1: " \* ", means this data is the worst emission level.

Note 2: Measure Level (dB $\mu$ V/m) = Reading Level (dB $\mu$ V) + Factor (dB/m).

Note 3: Factor (dB/m) = Cable Loss (dB) + Antenna Factor (dB/m).



Site: WZ-AC2	Test Date: 2024-05-27
Limit: FCC_2.4G_RE(3m)	Engineer: Bob Zhang
Probe: BBHA9120D_1457_1-18GHz	Polarity: Horizontal
EUT: ACCESS POINT	Power: AC 120V/60Hz
Test Mode: Transmit by 802.11b at 2412MHz	



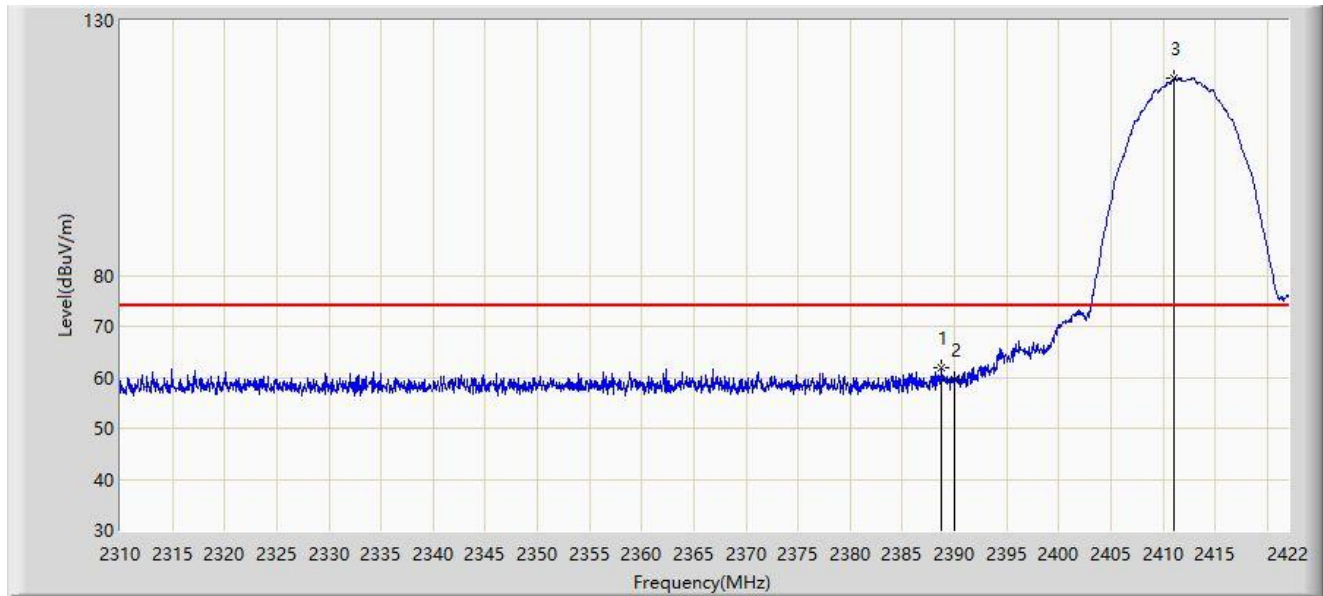
No	Mark	Frequency (MHz)	Measure Level (dB $\mu$ V/m)	Reading Level (dB $\mu$ V)	Margin (dB)	Limit (dB $\mu$ V/m)	Factor (dB/m)	Type
1	*	2389.184	46.316	13.787	-7.684	54.000	32.529	AV
2		2390.000	45.282	12.756	-8.718	54.000	32.527	AV
3		2411.136	114.166	81.701	N/A	N/A	32.465	AV

Note 1: " \* ", means this data is the worst emission level.

Note 2: Measure Level (dB $\mu$ V/m) = Reading Level (dB $\mu$ V) + Factor (dB/m).

Note 3: Factor (dB/m) = Cable Loss (dB) + Antenna Factor (dB/m).

Site: WZ-AC2	Test Date: 2024-05-27
Limit: FCC_2.4G_RE(3m)	Engineer: Bob Zhang
Probe: BBHA9120D_1457_1-18GHz	Polarity: Vertical
EUT: ACCESS POINT	Power: AC 120V/60Hz
Test Mode: Transmit by 802.11b at 2412MHz	



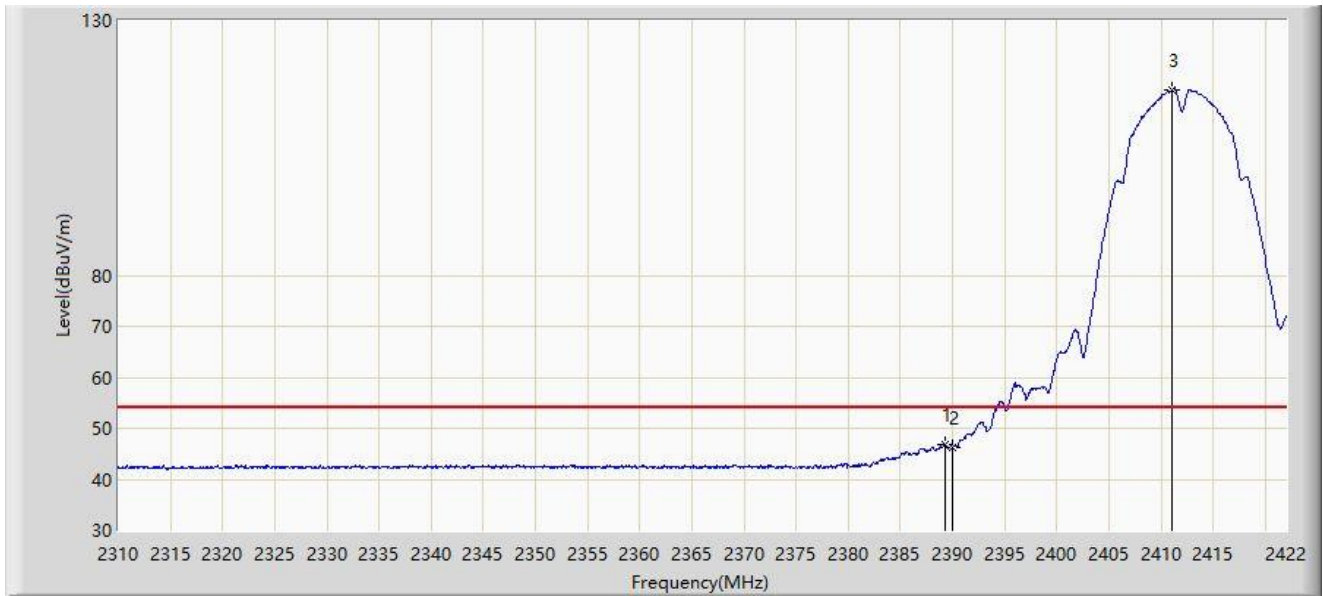
No	Mark	Frequency (MHz)	Measure Level (dB $\mu$ V/m)	Reading Level (dB $\mu$ V)	Margin (dB)	Limit (dB $\mu$ V/m)	Factor (dB/m)	Type
1	*	2388.680	61.794	29.263	-12.206	74.000	32.530	PK
2		2390.000	59.699	27.173	-14.301	74.000	32.527	PK
3		2411.024	118.672	86.207	N/A	N/A	32.465	PK

Note 1: " \* ", means this data is the worst emission level.

Note 2: Measure Level (dB $\mu$ V/m) = Reading Level (dB $\mu$ V) + Factor (dB/m).

Note 3: Factor (dB/m) = Cable Loss (dB) + Antenna Factor (dB/m).

Site: WZ-AC2	Test Date: 2024-05-27
Limit: FCC_2.4G_RE(3m)	Engineer: Bob Zhang
Probe: BBHA9120D_1457_1-18GHz	Polarity: Vertical
EUT: ACCESS POINT	Power: AC 120V/60Hz
Test Mode: Transmit by 802.11b at 2412MHz	



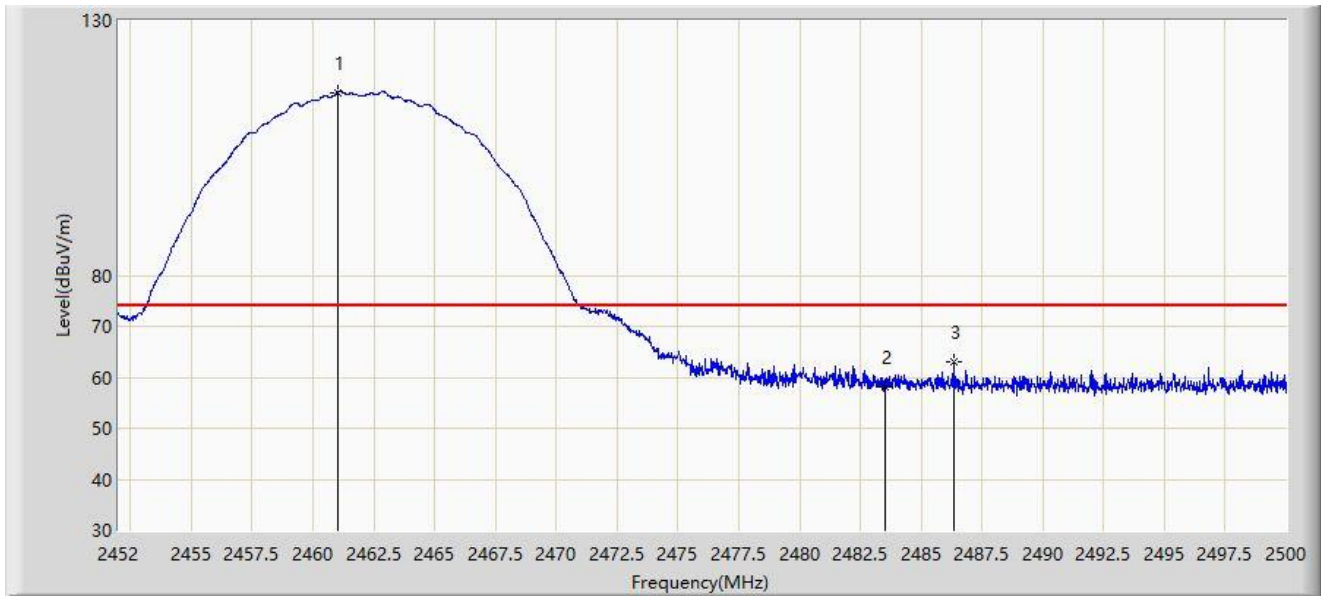
No	Mark	Frequency (MHz)	Measure Level (dBμV/m)	Reading Level (dBμV)	Margin (dB)	Limit (dBμV/m)	Factor (dB/m)	Type
1	*	2389.296	46.870	14.341	-7.130	54.000	32.529	AV
2		2390.000	46.297	13.771	-7.703	54.000	32.527	AV
3		2411.080	116.495	84.030	N/A	N/A	32.465	AV

Note 1: " \* ", means this data is the worst emission level.

Note 2: Measure Level (dBμV/m) = Reading Level (dBμV) + Factor (dB/m).

Note 3: Factor (dB/m) = Cable Loss (dB) + Antenna Factor (dB/m).

Site: WZ-AC2	Test Date: 2024-05-27
Limit: FCC_2.4G_RE(3m)	Engineer: Bob Zhang
Probe: BBHA9120D_1457_1-18GHz	Polarity: Horizontal
EUT: ACCESS POINT	Power: AC 120V/60Hz
Test Mode: Transmit by 802.11b at 2412MHz	



No	Mark	Frequency (MHz)	Measure Level (dB $\mu$ V/m)	Reading Level (dB $\mu$ V)	Margin (dB)	Limit (dB $\mu$ V/m)	Factor (dB/m)	Type
1		2461.000	115.910	83.548	N/A	N/A	32.362	PK
2		2483.500	58.172	25.790	-15.828	74.000	32.382	PK
3	*	2486.368	63.090	30.709	-10.910	74.000	32.381	PK

Note 1: " \* ", means this data is the worst emission level.

Note 2: Measure Level (dB $\mu$ V/m) = Reading Level (dB $\mu$ V) + Factor (dB/m).

Note 3: Factor (dB/m) = Cable Loss (dB) + Antenna Factor (dB/m).

Site: WZ-AC2	Test Date: 2024-05-27
Limit: FCC_2.4G_RE(3m)	Engineer: Bob Zhang
Probe: BBHA9120D_1457_1-18GHz	Polarity: Horizontal
EUT: ACCESS POINT	Power: AC 120V/60Hz
Test Mode: Transmit by 802.11b at 2412MHz	



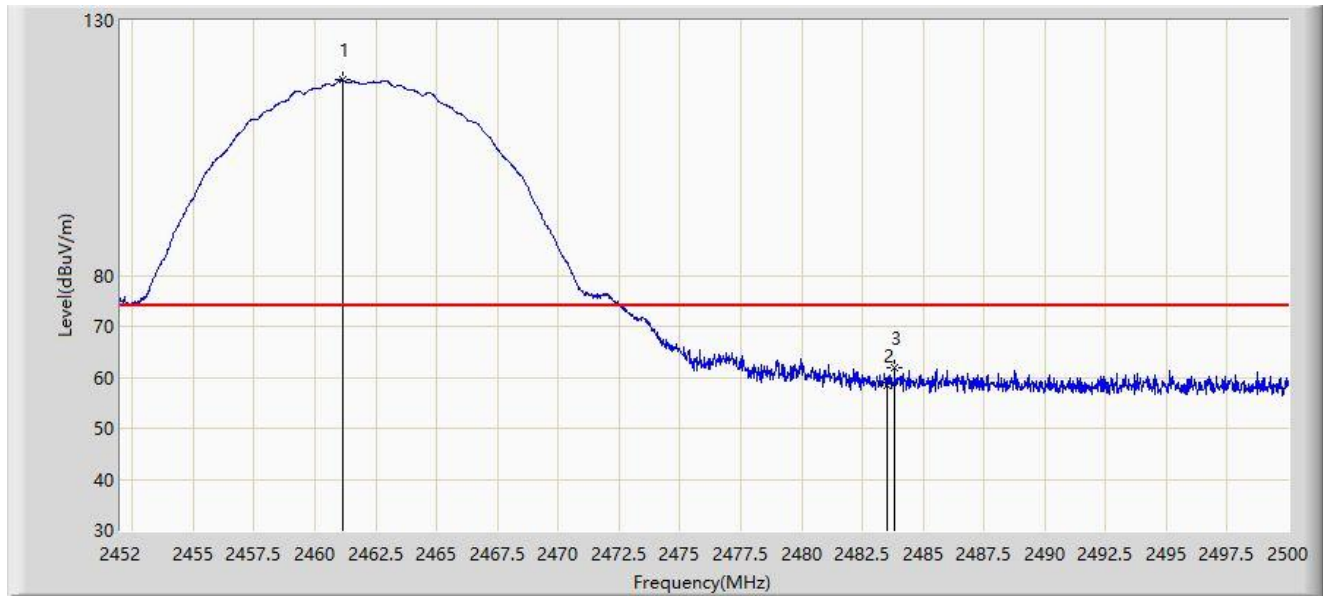
No	Mark	Frequency (MHz)	Measure Level (dB $\mu$ V/m)	Reading Level (dB $\mu$ V)	Margin (dB)	Limit (dB $\mu$ V/m)	Factor (dB/m)	Type
1		2461.192	114.010	81.648	N/A	N/A	32.362	AV
2		2483.500	44.841	12.459	-9.159	54.000	32.382	AV
3	*	2484.328	45.204	12.822	-8.796	54.000	32.382	AV

Note 1: " \* ", means this data is the worst emission level.

Note 2: Measure Level (dB $\mu$ V/m) = Reading Level (dB $\mu$ V) + Factor (dB/m).

Note 3: Factor (dB/m) = Cable Loss (dB) + Antenna Factor (dB/m).

Site: WZ-AC2	Test Date: 2024-05-27
Limit: FCC_2.4G_RE(3m)	Engineer: Bob Zhang
Probe: BBHA9120D_1457_1-18GHz	Polarity: Vertical
EUT: ACCESS POINT	Power: AC 120V/60Hz
Test Mode: Transmit by 802.11b at 2412MHz	



No	Mark	Frequency (MHz)	Measure Level (dB $\mu$ V/m)	Reading Level (dB $\mu$ V)	Margin (dB)	Limit (dB $\mu$ V/m)	Factor (dB/m)	Type
1		2461.168	118.282	85.920	N/A	N/A	32.362	PK
2		2483.500	58.305	25.923	-15.695	74.000	32.382	PK
3	*	2483.824	61.914	29.532	-12.086	74.000	32.382	PK

Note 1: " \* ", means this data is the worst emission level.

Note 2: Measure Level (dB $\mu$ V/m) = Reading Level (dB $\mu$ V) + Factor (dB/m).

Note 3: Factor (dB/m) = Cable Loss (dB) + Antenna Factor (dB/m).

Site: WZ-AC2	Test Date: 2024-05-27
Limit: FCC_2.4G_RE(3m)	Engineer: Bob Zhang
Probe: BBHA9120D_1457_1-18GHz	Polarity: Vertical
EUT: ACCESS POINT	Power: AC 120V/60Hz
Test Mode: Transmit by 802.11b at 2412MHz	



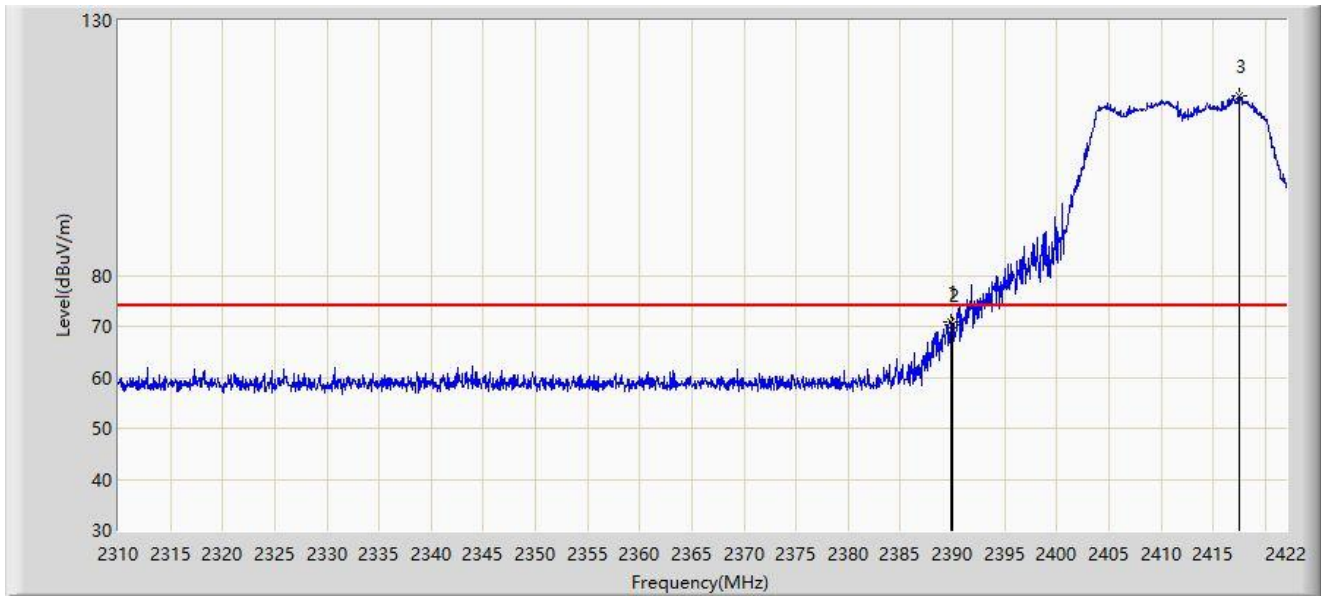
No	Mark	Frequency (MHz)	Measure Level (dB $\mu$ V/m)	Reading Level (dB $\mu$ V)	Margin (dB)	Limit (dB $\mu$ V/m)	Factor (dB/m)	Type
1		2461.240	116.338	83.976	N/A	N/A	32.362	AV
2		2483.500	46.530	14.148	-7.470	54.000	32.382	AV
3	*	2483.968	46.938	14.556	-7.062	54.000	32.382	AV

Note 1: " \* ", means this data is the worst emission level.

Note 2: Measure Level (dB $\mu$ V/m) = Reading Level (dB $\mu$ V) + Factor (dB/m).

Note 3: Factor (dB/m) = Cable Loss (dB) + Antenna Factor (dB/m).

Site: WZ-AC2	Test Date: 2024-05-27
Limit: FCC_2.4G_RE(3m)	Engineer: Bob Zhang
Probe: BBHA9120D_1457_1-18GHz	Polarity: Horizontal
EUT: ACCESS POINT	Power: AC 120V/60Hz
Test Mode: Transmit by 802.11g at 2412MHz	



No	Mark	Frequency (MHz)	Measure Level (dB $\mu$ V/m)	Reading Level (dB $\mu$ V)	Margin (dB)	Limit (dB $\mu$ V/m)	Factor (dB/m)	Type
1	*	2389.856	70.873	38.346	-3.127	74.000	32.527	PK
2		2390.000	70.170	37.644	-3.830	74.000	32.527	PK
3		2417.464	115.333	82.883	N/A	N/A	32.451	PK

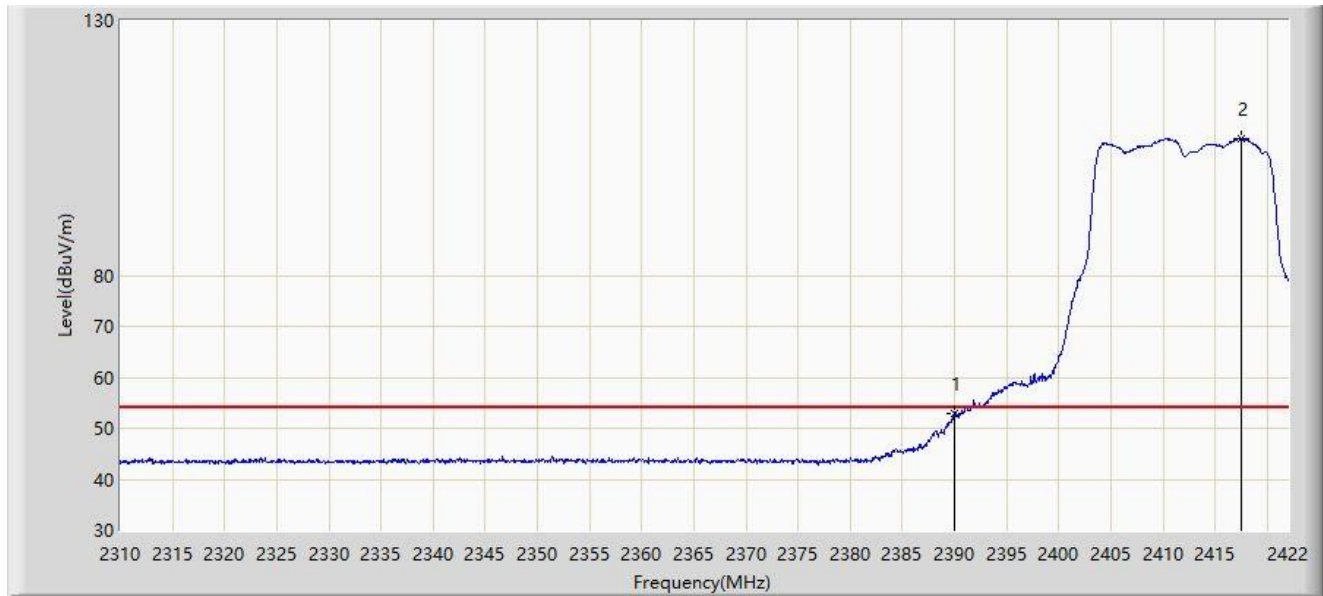
Note 1: " \* ", means this data is the worst emission level.

Note 2: Measure Level (dB $\mu$ V/m) = Reading Level (dB $\mu$ V) + Factor (dB/m).

Note 3: Factor (dB/m) = Cable Loss (dB) + Antenna Factor (dB/m).



Site: WZ-AC2	Test Date: 2024-05-27
Limit: FCC_2.4G_RE(3m)	Engineer: Bob Zhang
Probe: BBHA9120D_1457_1-18GHz	Polarity: Horizontal
EUT: ACCESS POINT	Power: AC 120V/60Hz
Test Mode: Transmit by 802.11g at 2412MHz	



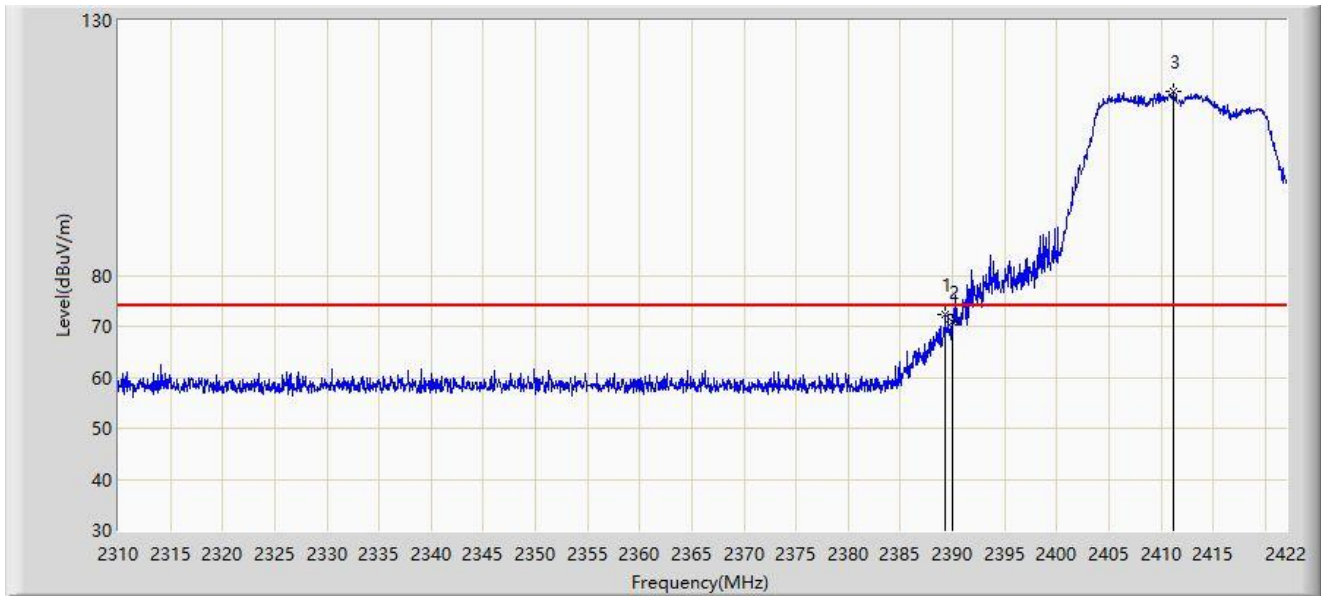
No	Mark	Frequency (MHz)	Measure Level (dB $\mu$ V/m)	Reading Level (dB $\mu$ V)	Margin (dB)	Limit (dB $\mu$ V/m)	Factor (dB/m)	Type
1	*	2390.000	52.936	20.410	-1.064	54.000	32.527	AV
2		2417.576	106.898	74.448	N/A	N/A	32.450	AV

Note 1: " \* ", means this data is the worst emission level.

Note 2: Measure Level (dB $\mu$ V/m) = Reading Level (dB $\mu$ V) + Factor (dB/m).

Note 3: Factor (dB/m) = Cable Loss (dB) + Antenna Factor (dB/m).

Site: WZ-AC2	Test Date: 2024-05-27
Limit: FCC_2.4G_RE(3m)	Engineer: Bob Zhang
Probe: BBHA9120D_1457_1-18GHz	Polarity: Vertical
EUT: ACCESS POINT	Power: AC 120V/60Hz
Test Mode: Transmit by 802.11g at 2412MHz	



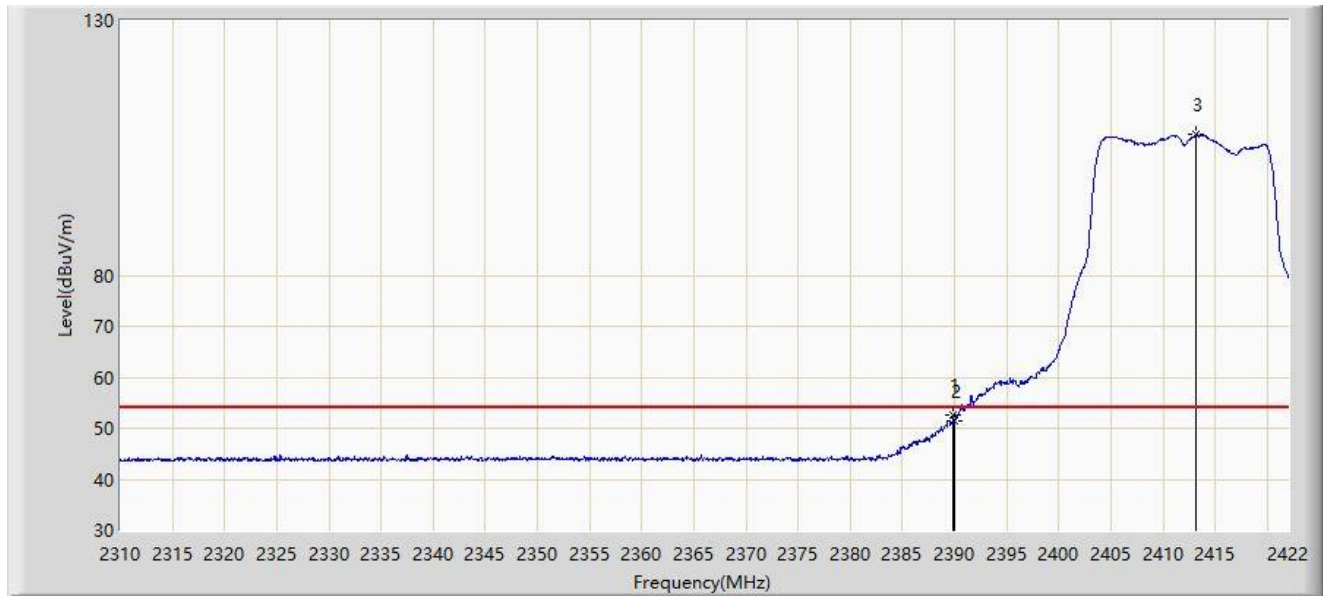
No	Mark	Frequency (MHz)	Measure Level (dB $\mu$ V/m)	Reading Level (dB $\mu$ V)	Margin (dB)	Limit (dB $\mu$ V/m)	Factor (dB/m)	Type
1	*	2389.296	72.381	39.852	-1.619	74.000	32.529	PK
2		2390.000	70.863	38.337	-3.137	74.000	32.527	PK
3		2411.248	116.104	83.640	N/A	N/A	32.464	PK

Note 1: " \* ", means this data is the worst emission level.

Note 2: Measure Level (dB $\mu$ V/m) = Reading Level (dB $\mu$ V) + Factor (dB/m).

Note 3: Factor (dB/m) = Cable Loss (dB) + Antenna Factor (dB/m).

Site: WZ-AC2	Test Date: 2024-05-27
Limit: FCC_2.4G_RE(3m)	Engineer: Bob Zhang
Probe: BBHA9120D_1457_1-18GHz	Polarity: Vertical
EUT: ACCESS POINT	Power: AC 120V/60Hz
Test Mode: Transmit by 802.11g at 2412MHz	



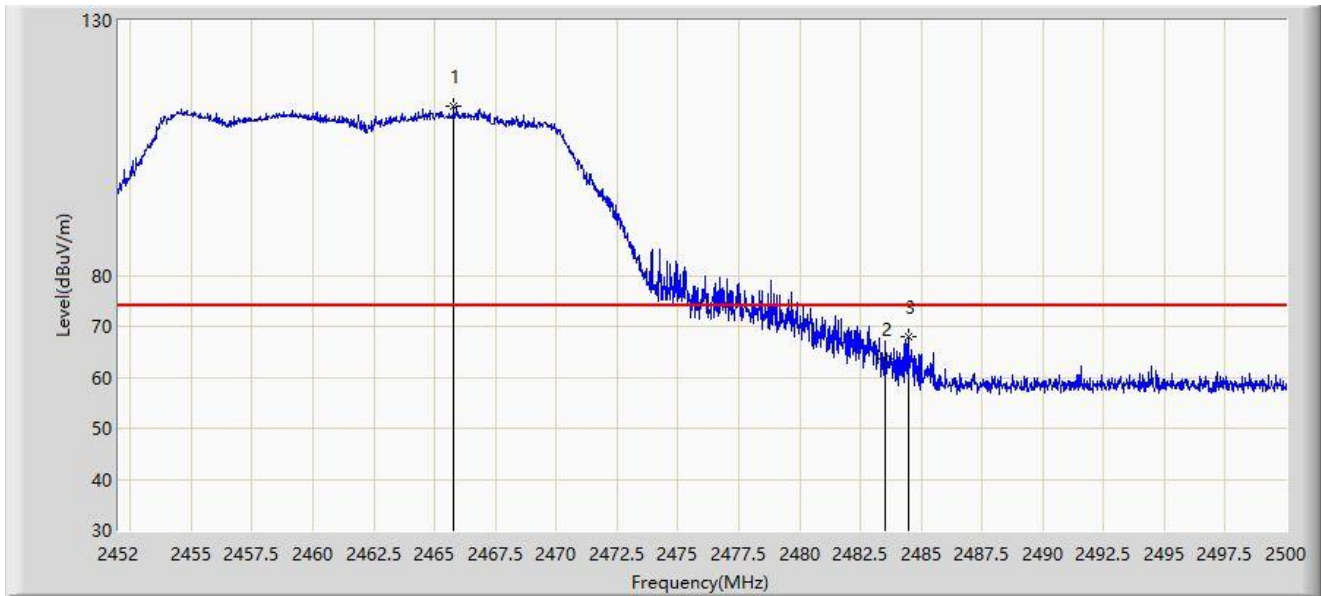
No	Mark	Frequency (MHz)	Measure Level (dB $\mu$ V/m)	Reading Level (dB $\mu$ V)	Margin (dB)	Limit (dB $\mu$ V/m)	Factor (dB/m)	Type
1	*	2389.912	52.512	19.985	-1.488	54.000	32.527	AV
2		2390.000	51.419	18.893	-2.581	54.000	32.527	AV
3		2413.208	107.578	75.118	N/A	N/A	32.459	AV

Note 1: " \* ", means this data is the worst emission level.

Note 2: Measure Level (dB $\mu$ V/m) = Reading Level (dB $\mu$ V) + Factor (dB/m).

Note 3: Factor (dB/m) = Cable Loss (dB) + Antenna Factor (dB/m).

Site: WZ-AC2	Test Date: 2024-05-27
Limit: FCC_2.4G_RE(3m)	Engineer: Bob Zhang
Probe: BBHA9120D_1457_1-18GHz	Polarity: Horizontal
EUT: ACCESS POINT	Power: AC 120V/60Hz
Test Mode: Transmit by 802.11g at 2462MHz	



No	Mark	Frequency (MHz)	Measure Level (dB $\mu$ V/m)	Reading Level (dB $\mu$ V)	Margin (dB)	Limit (dB $\mu$ V/m)	Factor (dB/m)	Type
1		2465.776	113.140	80.770	N/A	N/A	32.370	PK
2		2483.500	63.755	31.373	-10.245	74.000	32.382	PK
3	*	2484.472	68.066	35.684	-5.934	74.000	32.382	PK

Note 1: " \* ", means this data is the worst emission level.

Note 2: Measure Level (dB $\mu$ V/m) = Reading Level (dB $\mu$ V) + Factor (dB/m).

Note 3: Factor (dB/m) = Cable Loss (dB) + Antenna Factor (dB/m).

Site: WZ-AC2	Test Date: 2024-05-27
Limit: FCC_2.4G_RE(3m)	Engineer: Bob Zhang
Probe: BBHA9120D_1457_1-18GHz	Polarity: Horizontal
EUT: ACCESS POINT	Power: AC 120V/60Hz
Test Mode: Transmit by 802.11g at 2462MHz	



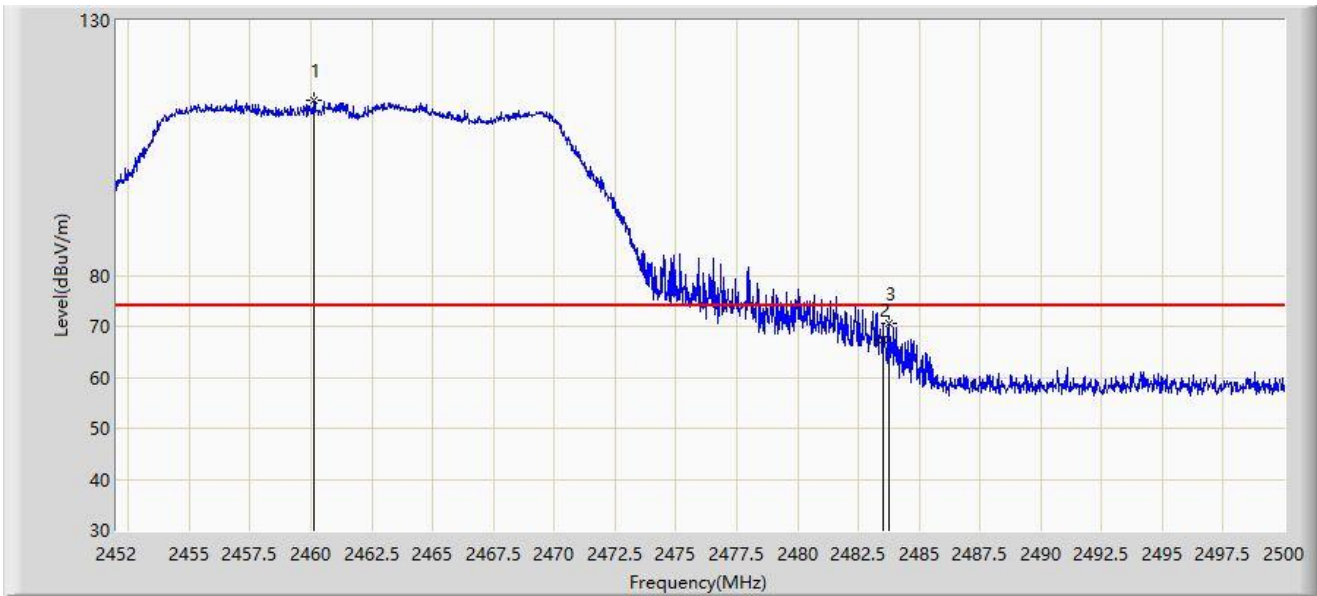
No	Mark	Frequency (MHz)	Measure Level (dB $\mu$ V/m)	Reading Level (dB $\mu$ V)	Margin (dB)	Limit (dB $\mu$ V/m)	Factor (dB/m)	Type
1		2454.664	104.751	72.389	N/A	N/A	32.362	AV
2		2483.500	47.351	14.969	-6.649	54.000	32.382	AV
3	*	2483.872	47.647	15.265	-6.353	54.000	32.382	AV

Note 1: " \* ", means this data is the worst emission level.

Note 2: Measure Level (dB $\mu$ V/m) = Reading Level (dB $\mu$ V) + Factor (dB/m).

Note 3: Factor (dB/m) = Cable Loss (dB) + Antenna Factor (dB/m).

Site: WZ-AC2	Test Date: 2024-05-27
Limit: FCC_2.4G_RE(3m)	Engineer: Bob Zhang
Probe: BBHA9120D_1457_1-18GHz	Polarity: Vertical
EUT: ACCESS POINT	Power: AC 120V/60Hz
Test Mode: Transmit by 802.11g at 2462MHz	



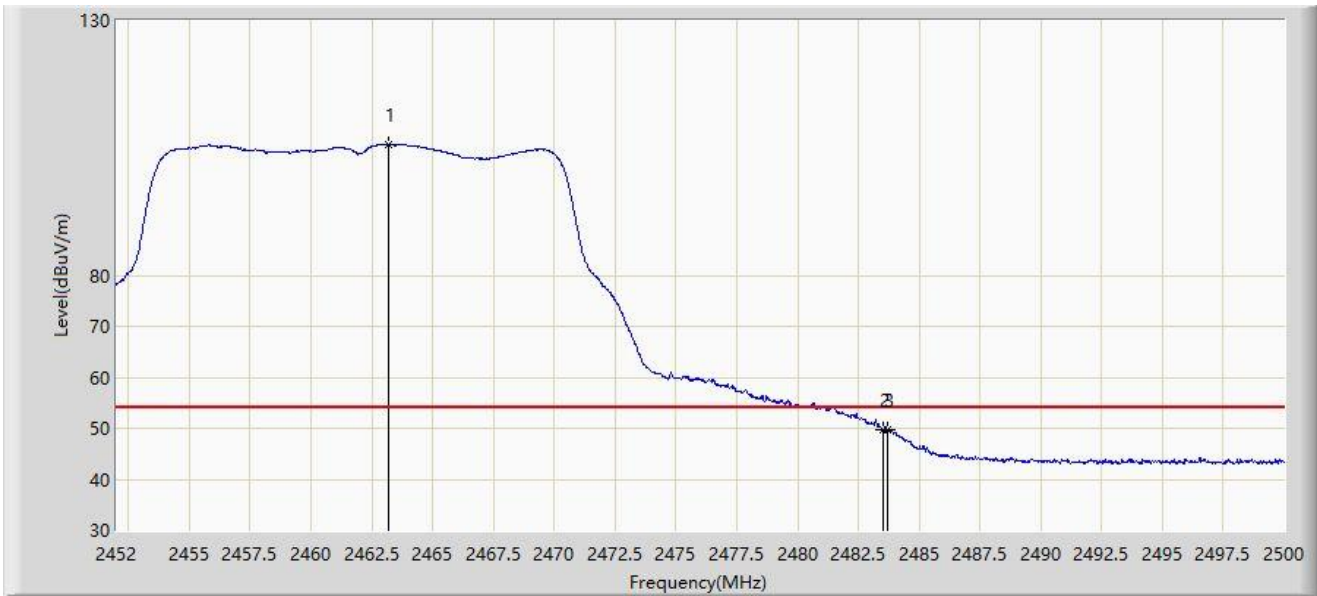
No	Mark	Frequency (MHz)	Measure Level (dB $\mu$ V/m)	Reading Level (dB $\mu$ V)	Margin (dB)	Limit (dB $\mu$ V/m)	Factor (dB/m)		Type
1		2460.112	114.226	81.864	N/A	N/A	32.362		PK
2		2483.500	67.495	35.113	-6.505	74.000	32.382		PK
3	*	2483.752	70.489	38.107	-3.511	74.000	32.382		PK

Note 1: " \* ", means this data is the worst emission level.

Note 2: Measure Level (dB $\mu$ V/m) = Reading Level (dB $\mu$ V) + Factor (dB/m).

Note 3: Factor (dB/m) = Cable Loss (dB) + Antenna Factor (dB/m).

Site: WZ-AC2	Test Date: 2024-05-27
Limit: FCC_2.4G_RE(3m)	Engineer: Bob Zhang
Probe: BBHA9120D_1457_1-18GHz	Polarity: Vertical
EUT: ACCESS POINT	Power: AC 120V/60Hz
Test Mode: Transmit by 802.11g at 2462MHz	



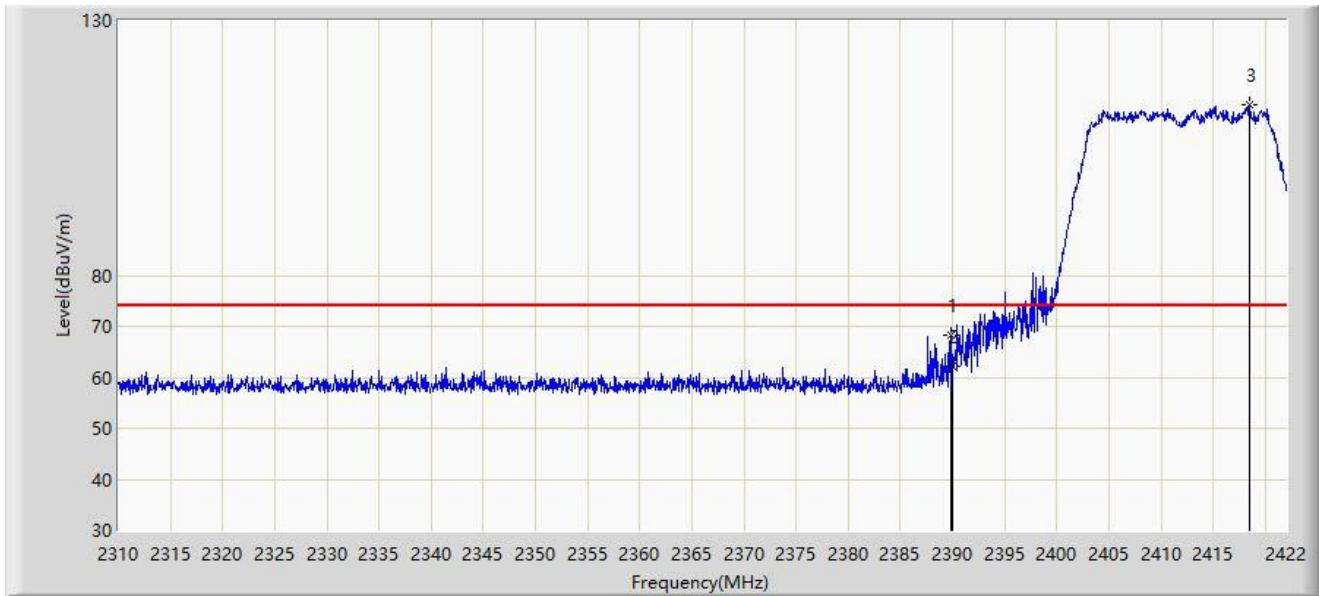
No	Mark	Frequency (MHz)	Measure Level (dB $\mu$ V/m)	Reading Level (dB $\mu$ V)	Margin (dB)	Limit (dB $\mu$ V/m)	Factor (dB/m)	Type
1		2463.184	105.714	73.349	N/A	N/A	32.365	AV
2		2483.500	49.640	17.258	-4.360	54.000	32.382	AV
3	*	2483.680	49.745	17.363	-4.255	54.000	32.382	AV

Note 1: " \* ", means this data is the worst emission level.

Note 2: Measure Level (dB $\mu$ V/m) = Reading Level (dB $\mu$ V) + Factor (dB/m).

Note 3: Factor (dB/m) = Cable Loss (dB) + Antenna Factor (dB/m).

Site: WZ-AC2	Test Date: 2024-05-27
Limit: FCC_2.4G_RE(3m)	Engineer: Bob Zhang
Probe: BBHA9120D_1457_1-18GHz	Polarity: Horizontal
EUT: ACCESS POINT	Power: AC 120V/60Hz
Test Mode: Transmit by 802.11n-HT20 at 2412MHz	



No	Mark	Frequency (MHz)	Measure Level (dB $\mu$ V/m)	Reading Level (dB $\mu$ V)	Margin (dB)	Limit (dB $\mu$ V/m)	Factor (dB/m)	Type
1	*	2389.856	68.142	35.615	-5.858	74.000	32.527	PK
2		2390.000	62.312	29.786	-11.688	74.000	32.527	PK
3		2418.528	113.482	81.034	N/A	N/A	32.447	PK

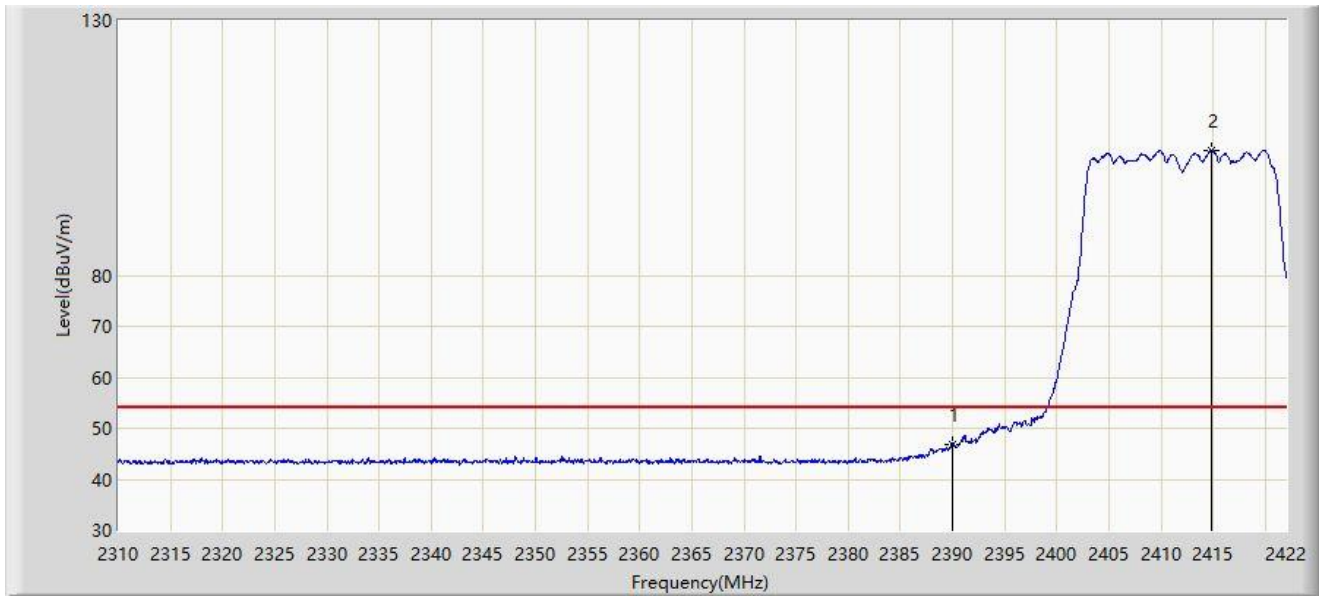
Note 1: " \* ", means this data is the worst emission level.

Note 2: Measure Level (dB $\mu$ V/m) = Reading Level (dB $\mu$ V) + Factor (dB/m).

Note 3: Factor (dB/m) = Cable Loss (dB) + Antenna Factor (dB/m).



Site: WZ-AC2	Test Date: 2024-05-27
Limit: FCC_2.4G_RE(3m)	Engineer: Bob Zhang
Probe: BBHA9120D_1457_1-18GHz	Polarity: Horizontal
EUT: ACCESS POINT	Power: AC 120V/60Hz
Test Mode: Transmit by 802.11n-HT20 at 2412MHz	



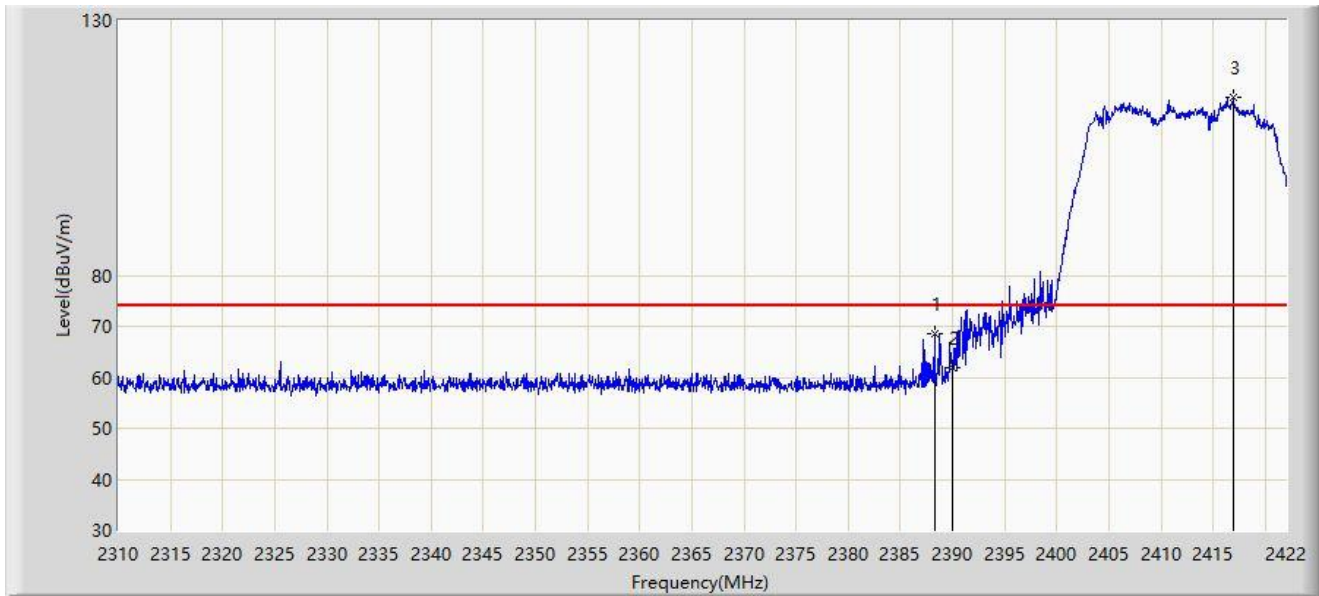
No	Mark	Frequency (MHz)	Measure Level (dB $\mu$ V/m)	Reading Level (dB $\mu$ V)	Margin (dB)	Limit (dB $\mu$ V/m)	Factor (dB/m)	Type
1	*	2390.000	46.949	14.423	-7.051	54.000	32.527	AV
2		2414.776	104.410	71.954	N/A	N/A	32.457	AV

Note 1: " \* ", means this data is the worst emission level.

Note 2: Measure Level (dB $\mu$ V/m) = Reading Level (dB $\mu$ V) + Factor (dB/m).

Note 3: Factor (dB/m) = Cable Loss (dB) + Antenna Factor (dB/m).

Site: WZ-AC2	Test Date: 2024-05-27
Limit: FCC_2.4G_RE(3m)	Engineer: Bob Zhang
Probe: BBHA9120D_1457_1-18GHz	Polarity: Vertical
EUT: ACCESS POINT	Power: AC 120V/60Hz
Test Mode: Transmit by 802.11n-HT20 at 2412MHz	



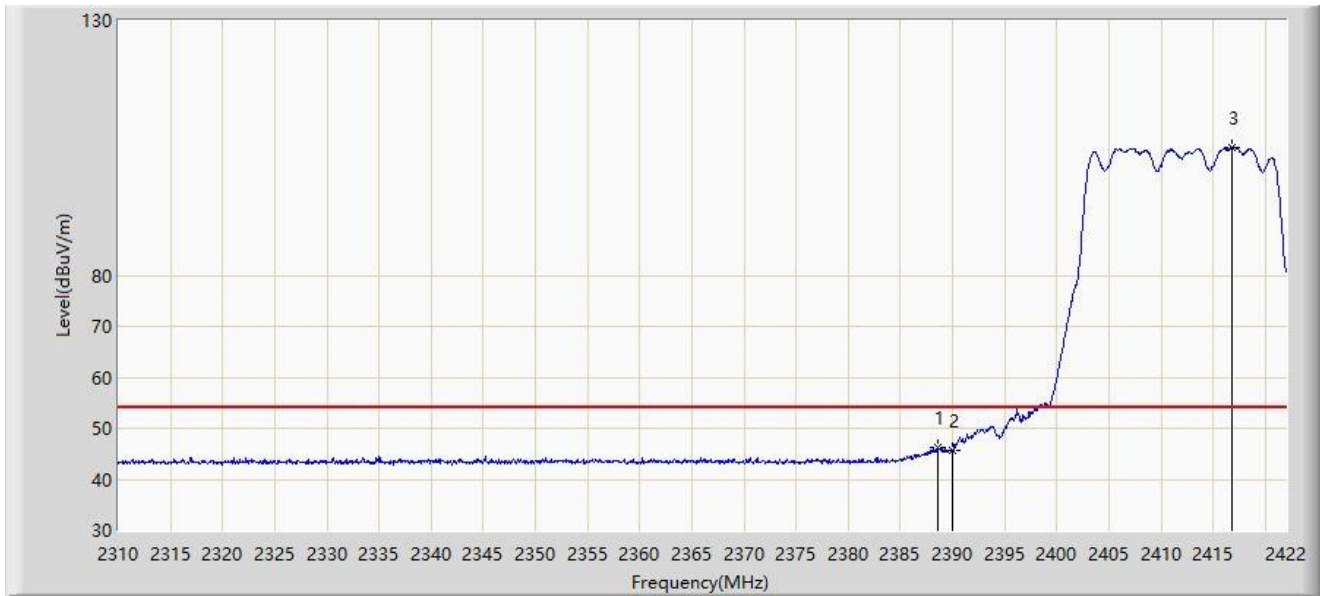
No	Mark	Frequency (MHz)	Measure Level (dB $\mu$ V/m)	Reading Level (dB $\mu$ V)	Margin (dB)	Limit (dB $\mu$ V/m)	Factor (dB/m)	Type
1	*	2388.288	68.570	36.038	-5.430	74.000	32.531	PK
2		2390.000	61.821	29.295	-12.179	74.000	32.527	PK
3		2416.960	114.925	82.474	N/A	N/A	32.451	PK

Note 1: " \* ", means this data is the worst emission level.

Note 2: Measure Level (dB $\mu$ V/m) = Reading Level (dB $\mu$ V) + Factor (dB/m).

Note 3: Factor (dB/m) = Cable Loss (dB) + Antenna Factor (dB/m).

Site: WZ-AC2	Test Date: 2024-05-27
Limit: FCC_2.4G_RE(3m)	Engineer: Bob Zhang
Probe: BBHA9120D_1457_1-18GHz	Polarity: Vertical
EUT: ACCESS POINT	Power: AC 120V/60Hz
Test Mode: Transmit by 802.11n-HT20 at 2412MHz	



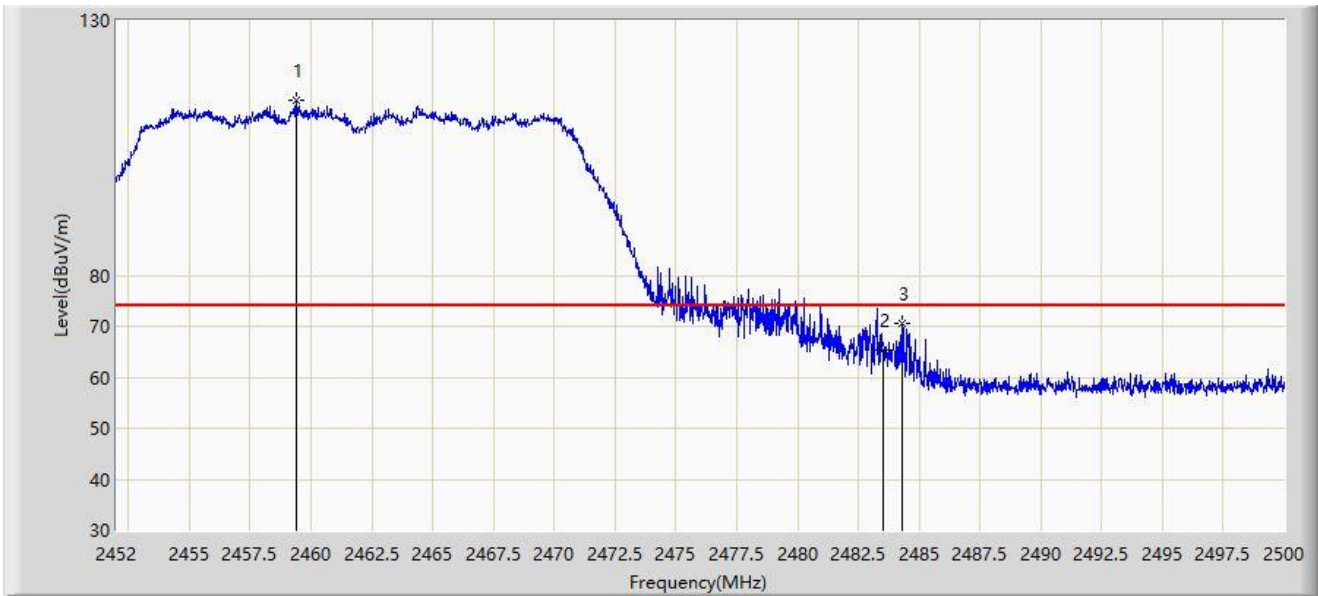
No	Mark	Frequency (MHz)	Measure Level (dB $\mu$ V/m)	Reading Level (dB $\mu$ V)	Margin (dB)	Limit (dB $\mu$ V/m)	Factor (dB/m)	Type
1	*	2388.624	46.169	13.638	-7.831	54.000	32.530	AV
2		2390.000	45.686	13.160	-8.314	54.000	32.527	AV
3		2416.792	105.082	72.630	N/A	N/A	32.452	AV

Note 1: " \* ", means this data is the worst emission level.

Note 2: Measure Level (dB $\mu$ V/m) = Reading Level (dB $\mu$ V) + Factor (dB/m).

Note 3: Factor (dB/m) = Cable Loss (dB) + Antenna Factor (dB/m).

Site: WZ-AC2	Test Date: 2024-05-27
Limit: FCC_2.4G_RE(3m)	Engineer: Bob Zhang
Probe: BBHA9120D_1457_1-18GHz	Polarity: Horizontal
EUT: ACCESS POINT	Power: AC 120V/60Hz
Test Mode: Transmit by 802.11n-HT20 at 2462MHz	



No	Mark	Frequency (MHz)	Measure Level (dB $\mu$ V/m)	Reading Level (dB $\mu$ V)	Margin (dB)	Limit (dB $\mu$ V/m)	Factor (dB/m)	Type
1		2459.392	114.379	82.018	N/A	N/A	32.361	PK
2		2483.500	65.456	33.074	-8.544	74.000	32.382	PK
3	*	2484.280	70.527	38.145	-3.473	74.000	32.382	PK

Note 1: " \* ", means this data is the worst emission level.

Note 2: Measure Level (dB $\mu$ V/m) = Reading Level (dB $\mu$ V) + Factor (dB/m).

Note 3: Factor (dB/m) = Cable Loss (dB) + Antenna Factor (dB/m).

Site: WZ-AC2	Test Date: 2024-05-27
Limit: FCC_2.4G_RE(3m)	Engineer: Bob Zhang
Probe: BBHA9120D_1457_1-18GHz	Polarity: Horizontal
EUT: ACCESS POINT	Power: AC 120V/60Hz
Test Mode: Transmit by 802.11n-HT20 at 2462MHz	



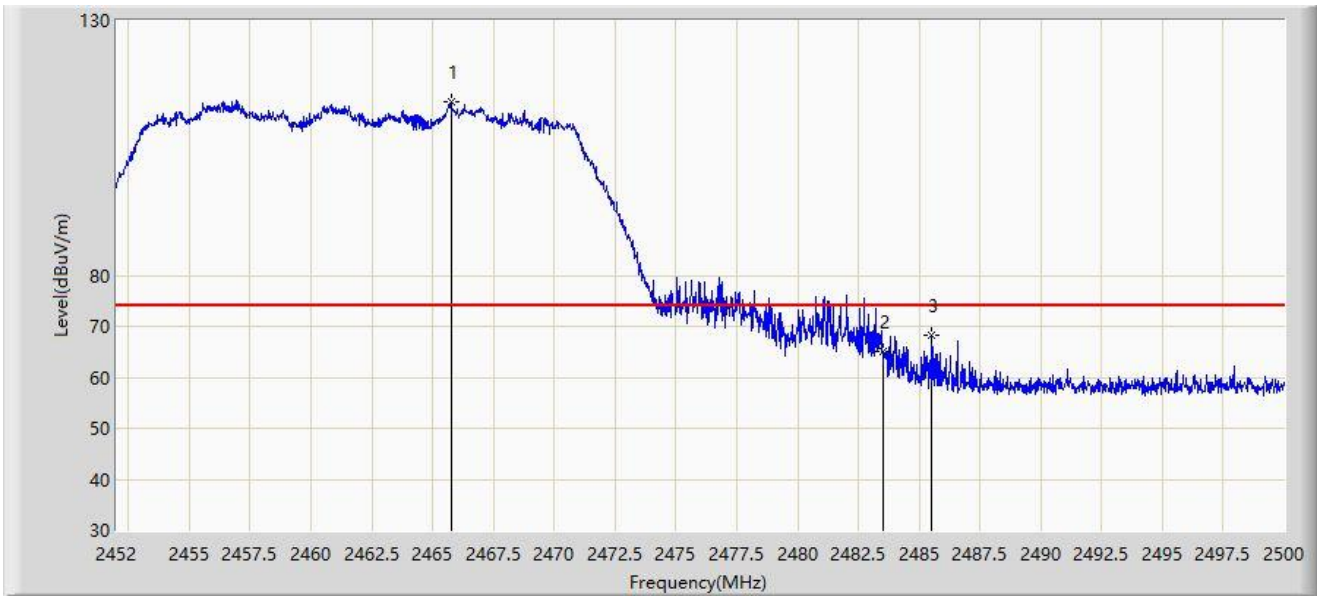
No	Mark	Frequency (MHz)	Measure Level (dB $\mu$ V/m)	Reading Level (dB $\mu$ V)	Margin (dB)	Limit (dB $\mu$ V/m)	Factor (dB/m)	Type
1		2459.440	104.407	72.046	N/A	N/A	32.361	AV
2	*	2483.500	48.614	16.232	-5.386	54.000	32.382	AV

Note 1: " \* ", means this data is the worst emission level.

Note 2: Measure Level (dB $\mu$ V/m) = Reading Level (dB $\mu$ V) + Factor (dB/m).

Note 3: Factor (dB/m) = Cable Loss (dB) + Antenna Factor (dB/m).

Site: WZ-AC2	Test Date: 2024-05-27
Limit: FCC_2.4G_RE(3m)	Engineer: Bob Zhang
Probe: BBHA9120D_1457_1-18GHz	Polarity: Vertical
EUT: ACCESS POINT	Power: AC 120V/60Hz
Test Mode: Transmit by 802.11n-HT20 at 2462MHz	



No	Mark	Frequency (MHz)	Measure Level (dB $\mu$ V/m)	Reading Level (dB $\mu$ V)	Margin (dB)	Limit (dB $\mu$ V/m)	Factor (dB/m)	Type
1		2465.752	114.196	81.826	N/A	N/A	32.370	PK
2		2483.500	65.187	32.805	-8.813	74.000	32.382	PK
3	*	2485.528	68.211	35.830	-5.789	74.000	32.381	PK

Note 1: " \* ", means this data is the worst emission level.

Note 2: Measure Level (dB $\mu$ V/m) = Reading Level (dB $\mu$ V) + Factor (dB/m).

Note 3: Factor (dB/m) = Cable Loss (dB) + Antenna Factor (dB/m).

Site: WZ-AC2	Test Date: 2024-05-27
Limit: FCC_2.4G_RE(3m)	Engineer: Bob Zhang
Probe: BBHA9120D_1457_1-18GHz	Polarity: Vertical
EUT: ACCESS POINT	Power: AC 120V/60Hz
Test Mode: Transmit by 802.11n-HT20 at 2462MHz	



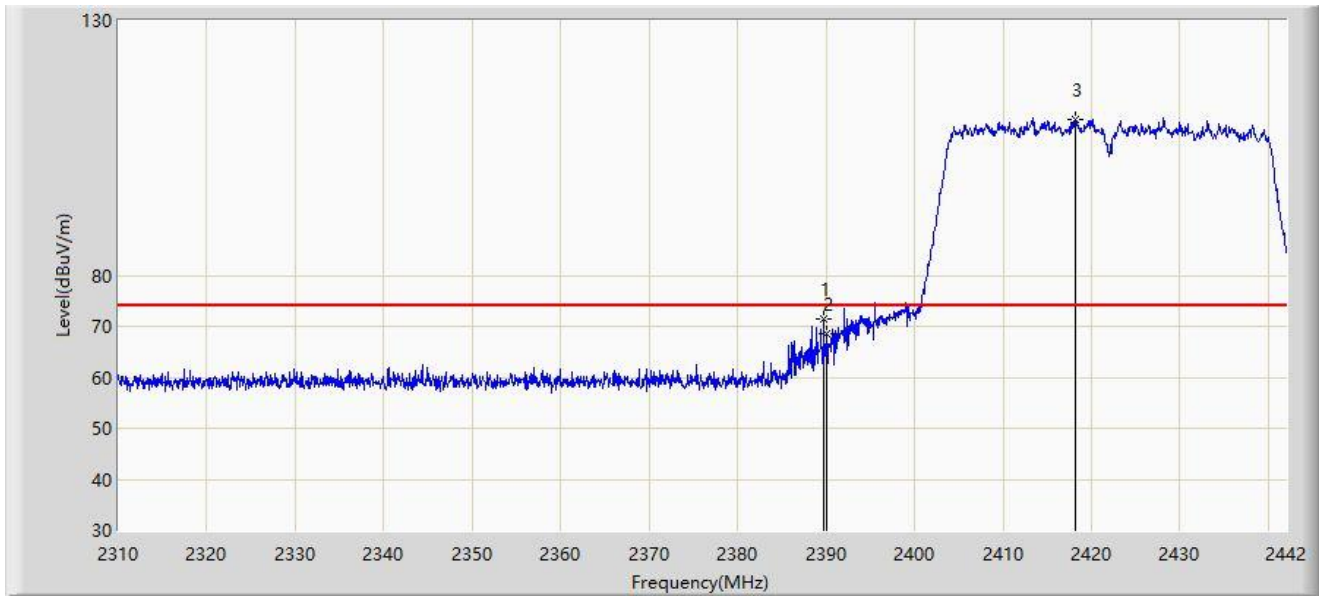
No	Mark	Frequency (MHz)	Measure Level (dB $\mu$ V/m)	Reading Level (dB $\mu$ V)	Margin (dB)	Limit (dB $\mu$ V/m)	Factor (dB/m)	Type
1		2465.896	104.390	72.019	N/A	N/A	32.370	AV
2	*	2483.500	49.152	16.770	-4.848	54.000	32.382	AV

Note 1: " \* ", means this data is the worst emission level.

Note 2: Measure Level (dB $\mu$ V/m) = Reading Level (dB $\mu$ V) + Factor (dB/m).

Note 3: Factor (dB/m) = Cable Loss (dB) + Antenna Factor (dB/m).

Site: WZ-AC2	Test Date: 2024-05-27
Limit: FCC_2.4G_RE(3m)	Engineer: Bob Zhang
Probe: BBHA9120D_1457_1-18GHz	Polarity: Horizontal
EUT: ACCESS POINT	Power: AC 120V/60Hz
Test Mode: Transmit by 802.11n-HT40 at 2422MHz	



No	Mark	Frequency (MHz)	Measure Level (dBμV/m)	Reading Level (dBμV)	Margin (dB)	Limit (dBμV/m)	Factor (dB/m)	Type
1	*	2389.728	71.587	39.060	-2.413	74.000	32.528	PK
2		2390.000	68.414	35.888	-5.586	74.000	32.527	PK
3		2418.108	110.663	78.214	N/A	N/A	32.449	PK

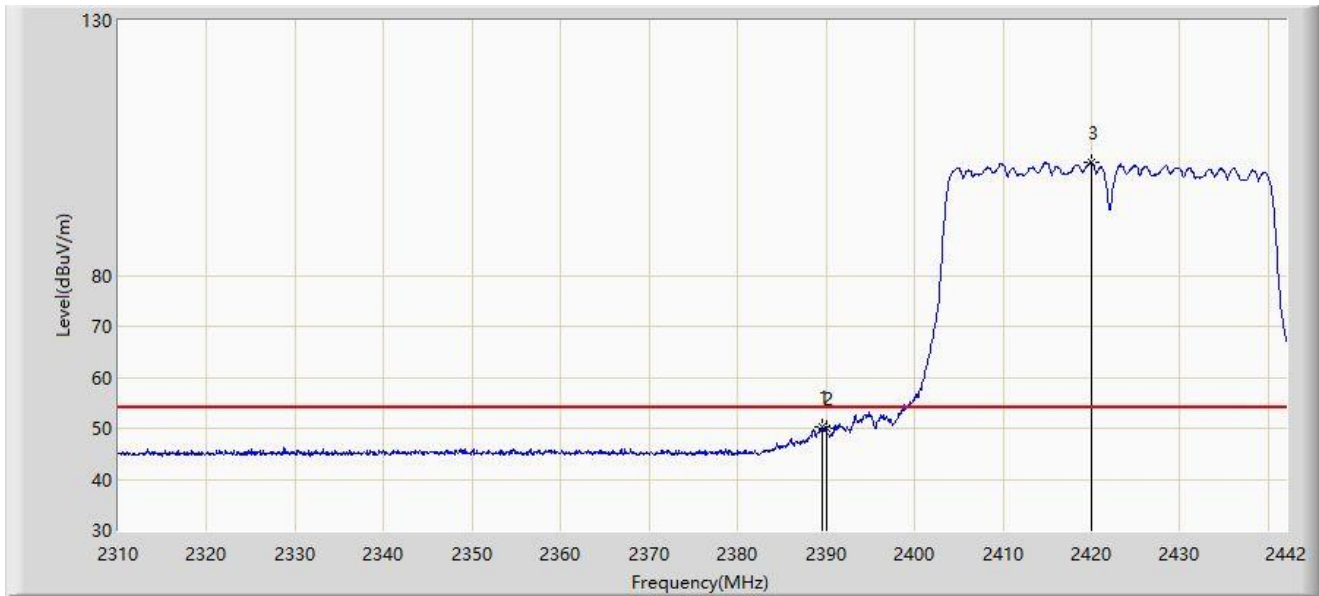
Note 1: " \* ", means this data is the worst emission level.

Note 2: Measure Level (dBμV/m) = Reading Level (dBμV) + Factor (dB/m).

Note 3: Factor (dB/m) = Cable Loss (dB) + Antenna Factor (dB/m).



Site: WZ-AC2	Test Date: 2024-05-27
Limit: FCC_2.4G_RE(3m)	Engineer: Bob Zhang
Probe: BBHA9120D_1457_1-18GHz	Polarity: Horizontal
EUT: ACCESS POINT	Power: AC 120V/60Hz
Test Mode: Transmit by 802.11n-HT40 at 2422MHz	



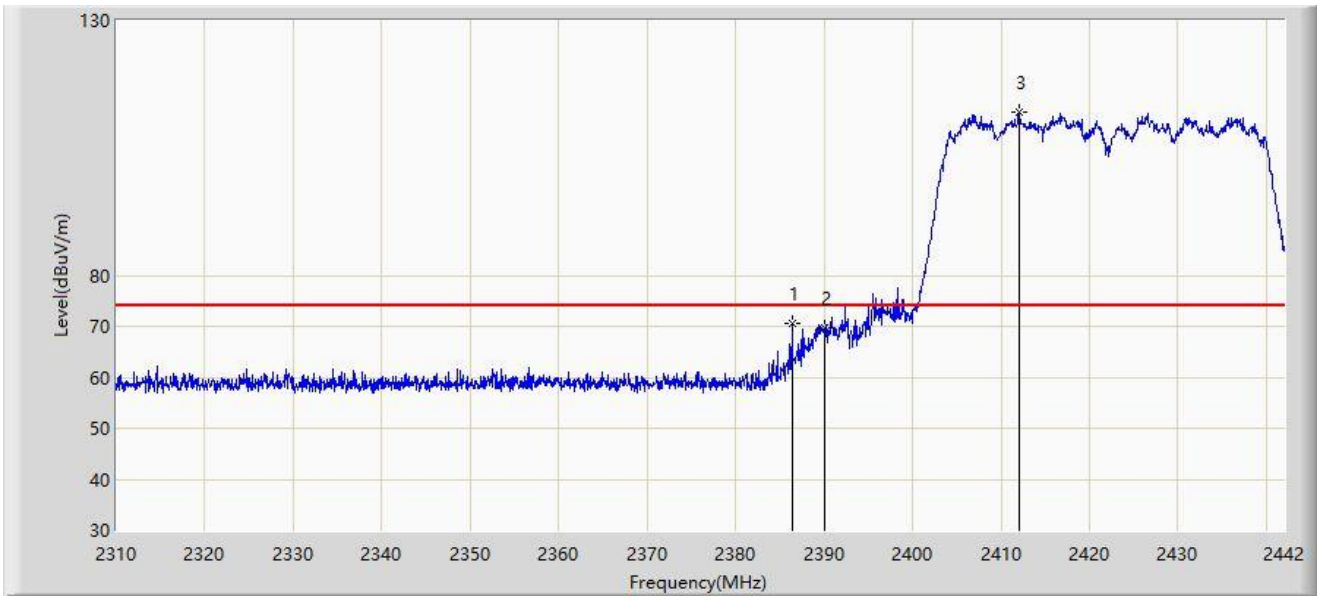
No	Mark	Frequency (MHz)	Measure Level (dB $\mu$ V/m)	Reading Level (dB $\mu$ V)	Margin (dB)	Limit (dB $\mu$ V/m)	Factor (dB/m)	Type
1	*	2389.530	50.346	17.818	-3.654	54.000	32.528	AV
2		2390.000	50.089	17.563	-3.911	54.000	32.527	AV
3		2419.956	102.096	69.651	N/A	N/A	32.445	AV

Note 1: " \* ", means this data is the worst emission level.

Note 2: Measure Level (dB $\mu$ V/m) = Reading Level (dB $\mu$ V) + Factor (dB/m).

Note 3: Factor (dB/m) = Cable Loss (dB) + Antenna Factor (dB/m).

Site: WZ-AC2	Test Date: 2024-05-27
Limit: FCC_2.4G_RE(3m)	Engineer: Bob Zhang
Probe: BBHA9120D_1457_1-18GHz	Polarity: Vertical
EUT: ACCESS POINT	Power: AC 120V/60Hz
Test Mode: Transmit by 802.11n-HT40 at 2422MHz	



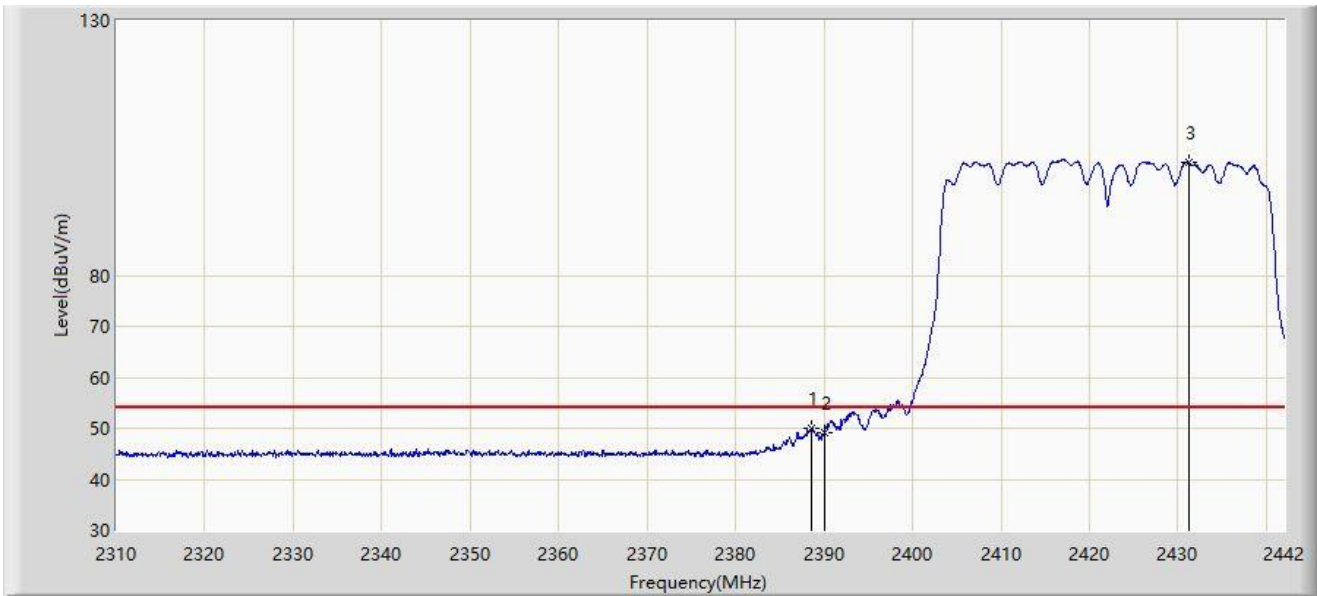
No	Mark	Frequency (MHz)	Measure Level (dB $\mu$ V/m)	Reading Level (dB $\mu$ V)	Margin (dB)	Limit (dB $\mu$ V/m)	Factor (dB/m)	Type
1	*	2386.362	70.710	38.172	-3.290	74.000	32.538	PK
2		2390.000	69.570	37.044	-4.430	74.000	32.527	PK
3		2412.036	112.105	79.643	N/A	N/A	32.463	PK

Note 1: " \* ", means this data is the worst emission level.

Note 2: Measure Level (dB $\mu$ V/m) = Reading Level (dB $\mu$ V) + Factor (dB/m).

Note 3: Factor (dB/m) = Cable Loss (dB) + Antenna Factor (dB/m).

Site: WZ-AC2	Test Date: 2024-05-27
Limit: FCC_2.4G_RE(3m)	Engineer: Bob Zhang
Probe: BBHA9120D_1457_1-18GHz	Polarity: Vertical
EUT: ACCESS POINT	Power: AC 120V/60Hz
Test Mode: Transmit by 802.11n-HT40 at 2422MHz	



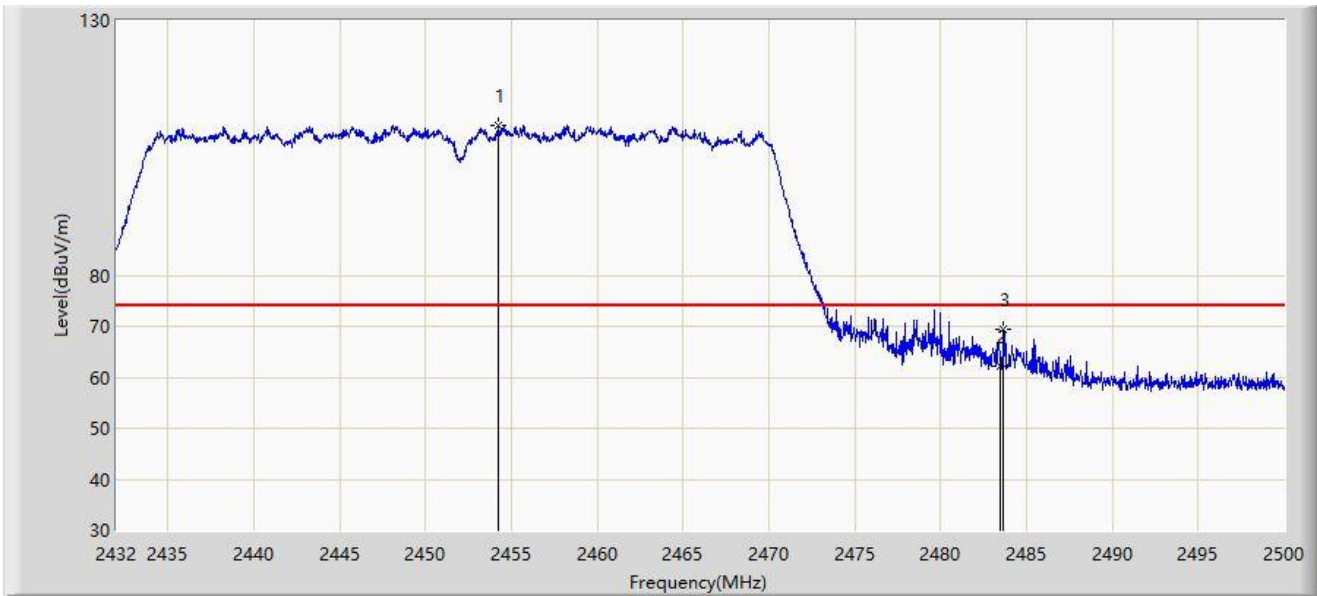
No	Mark	Frequency (MHz)	Measure Level (dB $\mu$ V/m)	Reading Level (dB $\mu$ V)	Margin (dB)	Limit (dB $\mu$ V/m)	Factor (dB/m)	Type
1	*	2388.606	49.926	17.395	-4.074	54.000	32.530	AV
2		2390.000	49.081	16.555	-4.919	54.000	32.527	AV
3		2431.242	102.032	69.620	N/A	N/A	32.412	AV

Note 1: " \* ", means this data is the worst emission level.

Note 2: Measure Level (dB $\mu$ V/m) = Reading Level (dB $\mu$ V) + Factor (dB/m).

Note 3: Factor (dB/m) = Cable Loss (dB) + Antenna Factor (dB/m).

Site: WZ-AC2	Test Date: 2024-05-27
Limit: FCC_2.4G_RE(3m)	Engineer: Bob Zhang
Probe: BBHA9120D_1457_1-18GHz	Polarity: Horizontal
EUT: ACCESS POINT	Power: AC 120V/60Hz
Test Mode: Transmit by 802.11n-HT40 at 2452MHz	



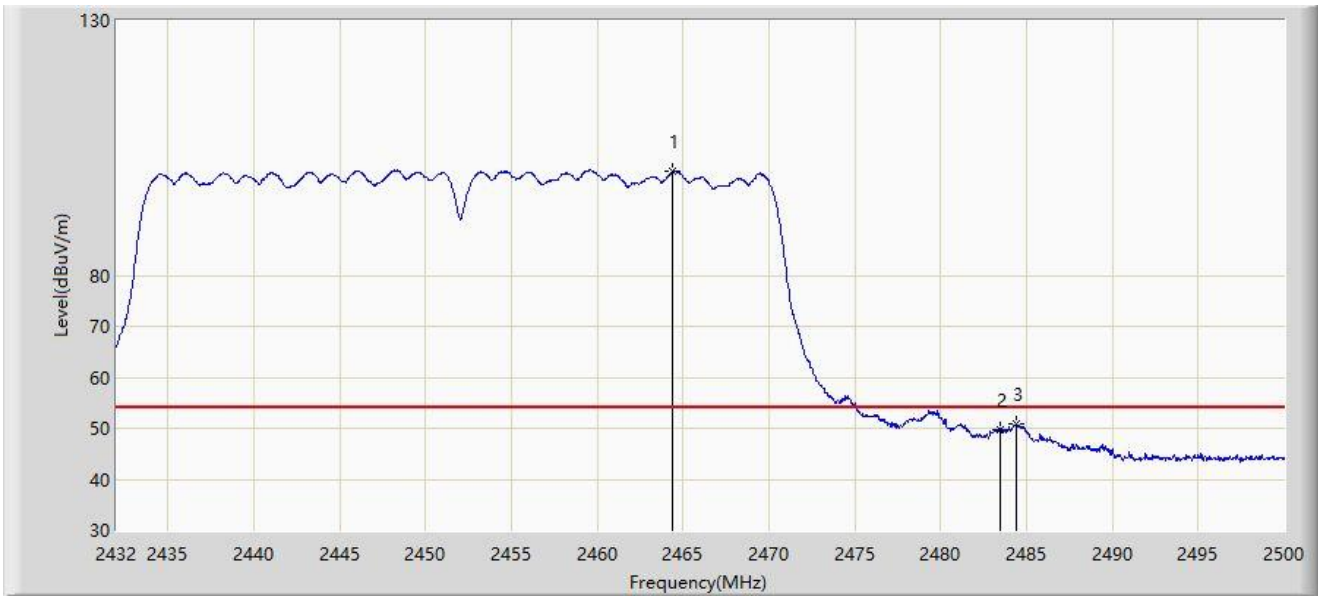
No	Mark	Frequency (MHz)	Measure Level (dB $\mu$ V/m)	Reading Level (dB $\mu$ V)	Margin (dB)	Limit (dB $\mu$ V/m)	Factor (dB/m)	Type
1		2454.270	109.489	77.126	N/A	N/A	32.363	PK
2		2483.500	62.125	29.743	-11.875	74.000	32.382	PK
3	*	2483.646	69.276	36.894	-4.724	74.000	32.382	PK

Note 1: " \* ", means this data is the worst emission level.

Note 2: Measure Level (dB $\mu$ V/m) = Reading Level (dB $\mu$ V) + Factor (dB/m).

Note 3: Factor (dB/m) = Cable Loss (dB) + Antenna Factor (dB/m).

Site: WZ-AC2	Test Date: 2024-05-27
Limit: FCC_2.4G_RE(3m)	Engineer: Bob Zhang
Probe: BBHA9120D_1457_1-18GHz	Polarity: Horizontal
EUT: ACCESS POINT	Power: AC 120V/60Hz
Test Mode: Transmit by 802.11n-HT40 at 2452MHz	



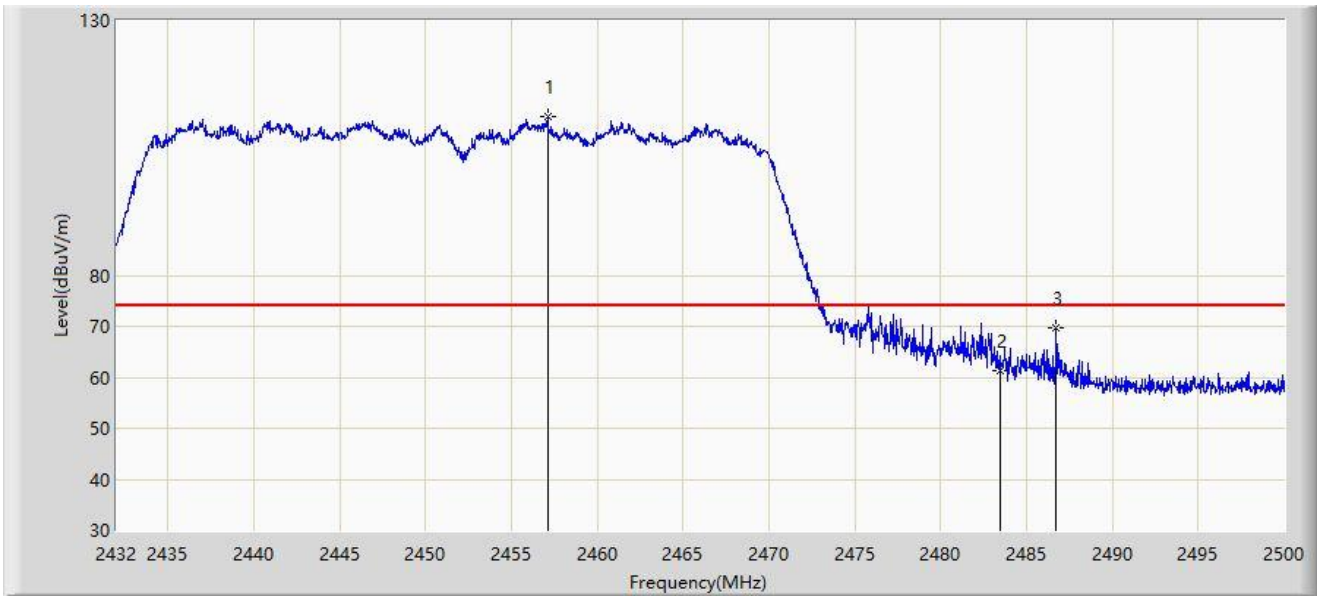
No	Mark	Frequency (MHz)	Measure Level (dB $\mu$ V/m)	Reading Level (dB $\mu$ V)	Margin (dB)	Limit (dB $\mu$ V/m)	Factor (dB/m)	Type
1		2464.402	100.422	68.055	N/A	N/A	32.368	AV
2		2483.500	49.781	17.399	-4.219	54.000	32.382	AV
3	*	2484.428	50.731	18.349	-3.269	54.000	32.382	AV

Note 1: " \* ", means this data is the worst emission level.

Note 2: Measure Level (dB $\mu$ V/m) = Reading Level (dB $\mu$ V) + Factor (dB/m).

Note 3: Factor (dB/m) = Cable Loss (dB) + Antenna Factor (dB/m).

Site: WZ-AC2	Test Date: 2024-05-27
Limit: FCC_2.4G_RE(3m)	Engineer: Bob Zhang
Probe: BBHA9120D_1457_1-18GHz	Polarity: Vertical
EUT: ACCESS POINT	Power: AC 120V/60Hz
Test Mode: Transmit by 802.11n-HT40 at 2452MHz	



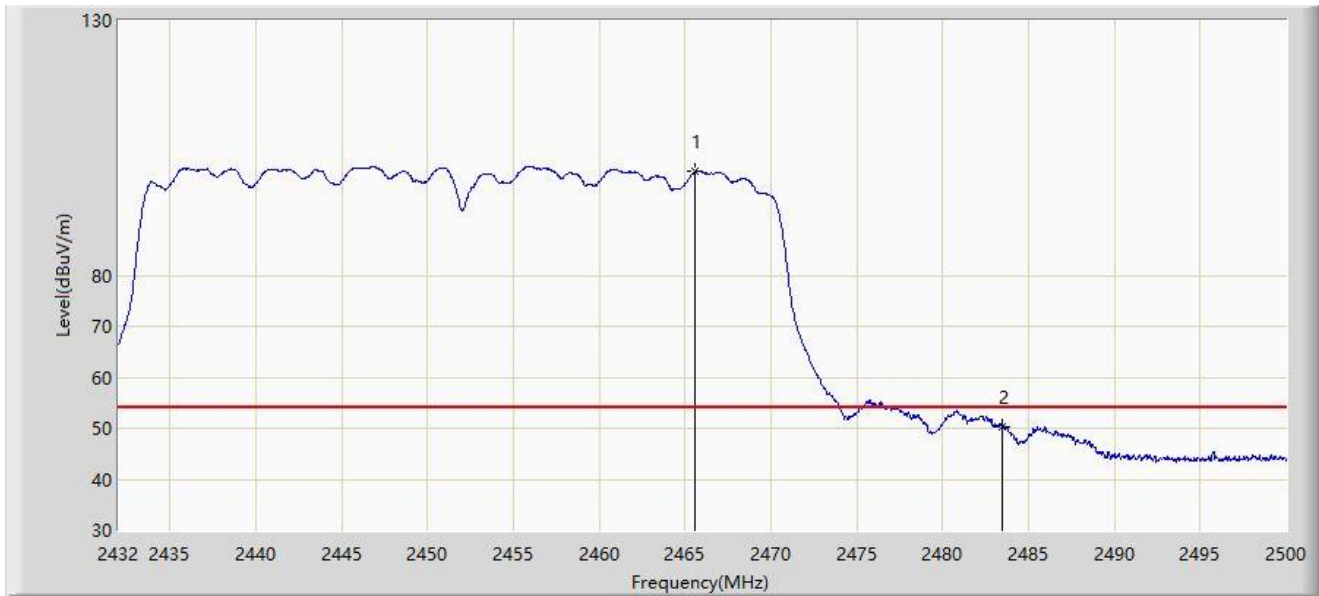
No	Mark	Frequency (MHz)	Measure Level (dB $\mu$ V/m)	Reading Level (dB $\mu$ V)	Margin (dB)	Limit (dB $\mu$ V/m)	Factor (dB/m)	Type
1		2457.126	111.214	78.854	N/A	N/A	32.360	PK
2		2483.500	61.414	29.032	-12.586	74.000	32.382	PK
3	*	2486.706	69.779	37.398	-4.221	74.000	32.381	PK

Note 1: " \* ", means this data is the worst emission level.

Note 2: Measure Level (dB $\mu$ V/m) = Reading Level (dB $\mu$ V) + Factor (dB/m).

Note 3: Factor (dB/m) = Cable Loss (dB) + Antenna Factor (dB/m).

Site: WZ-AC2	Test Date: 2024-05-27
Limit: FCC_2.4G_RE(3m)	Engineer: Bob Zhang
Probe: BBHA9120D_1457_1-18GHz	Polarity: Vertical
EUT: ACCESS POINT	Power: AC 120V/60Hz
Test Mode: Transmit by 802.11n-HT40 at 2452MHz	



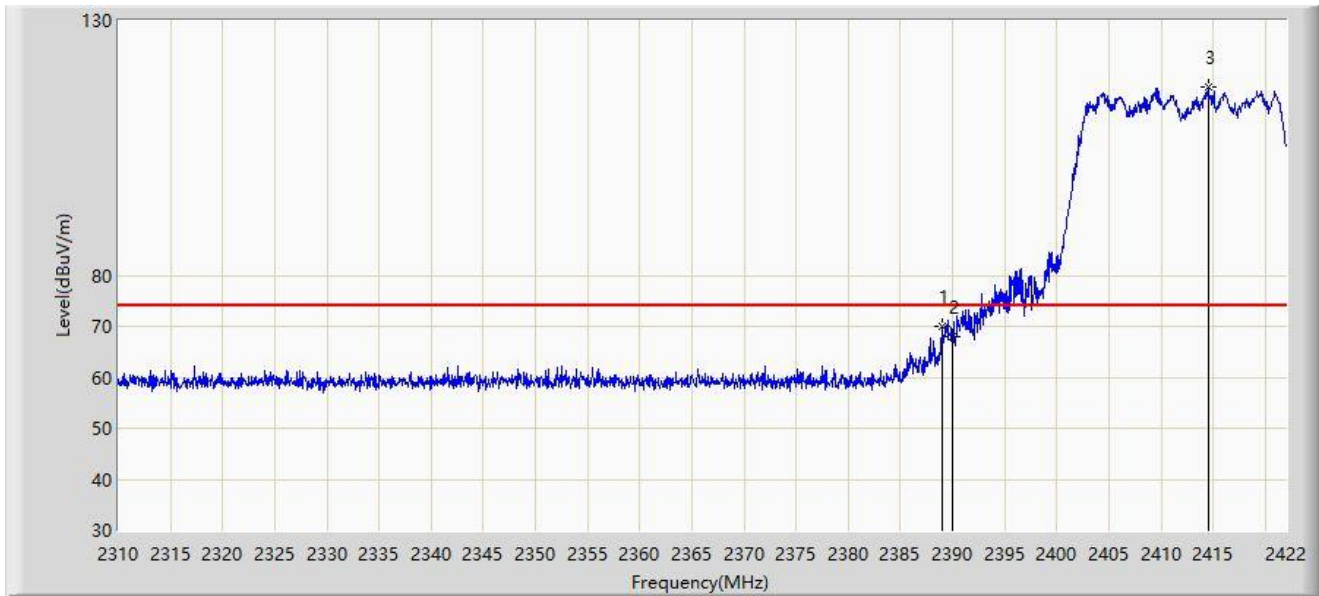
No	Mark	Frequency (MHz)	Measure Level (dB $\mu$ V/m)	Reading Level (dB $\mu$ V)	Margin (dB)	Limit (dB $\mu$ V/m)	Factor (dB/m)	Type
1		2465.592	100.367	67.997	N/A	N/A	32.370	AV
2	*	2483.500	50.216	17.834	-3.784	54.000	32.382	AV

Note 1: " \* ", means this data is the worst emission level.

Note 2: Measure Level (dB $\mu$ V/m) = Reading Level (dB $\mu$ V) + Factor (dB/m).

Note 3: Factor (dB/m) = Cable Loss (dB) + Antenna Factor (dB/m).

Site: WZ-AC2	Test Date: 2024-05-27
Limit: FCC_2.4G_RE(3m)	Engineer: Bob Zhang
Probe: BBHA9120D_1457_1-18GHz	Polarity: Horizontal
EUT: ACCESS POINT	Power: AC 120V/60Hz
Test Mode: Transmit by 802.11ax-HE20 at 2412MHz	



No	Mark	Frequency (MHz)	Measure Level (dBμV/m)	Reading Level (dBμV)	Margin (dB)	Limit (dBμV/m)	Factor (dB/m)	Type
1	*	2389.072	69.933	37.404	-4.067	74.000	32.530	PK
2		2390.000	68.051	35.525	-5.949	74.000	32.527	PK
3		2414.552	117.054	84.597	N/A	N/A	32.456	PK

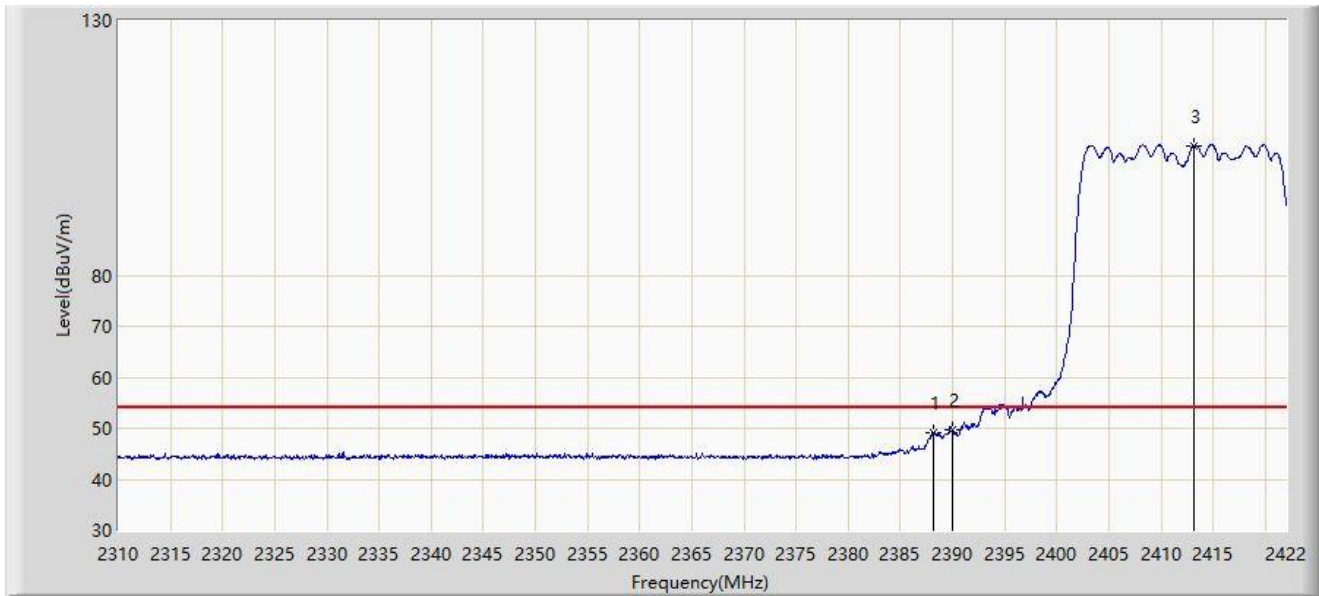
Note 1: " \* ", means this data is the worst emission level.

Note 2: Measure Level (dBμV/m) = Reading Level (dBμV) + Factor (dB/m).

Note 3: Factor (dB/m) = Cable Loss (dB) + Antenna Factor (dB/m).



Site: WZ-AC2	Test Date: 2024-05-27
Limit: FCC_2.4G_RE(3m)	Engineer: Bob Zhang
Probe: BBHA9120D_1457_1-18GHz	Polarity: Horizontal
EUT: ACCESS POINT	Power: AC 120V/60Hz
Test Mode: Transmit by 802.11ax-HE20 at 2412MHz	



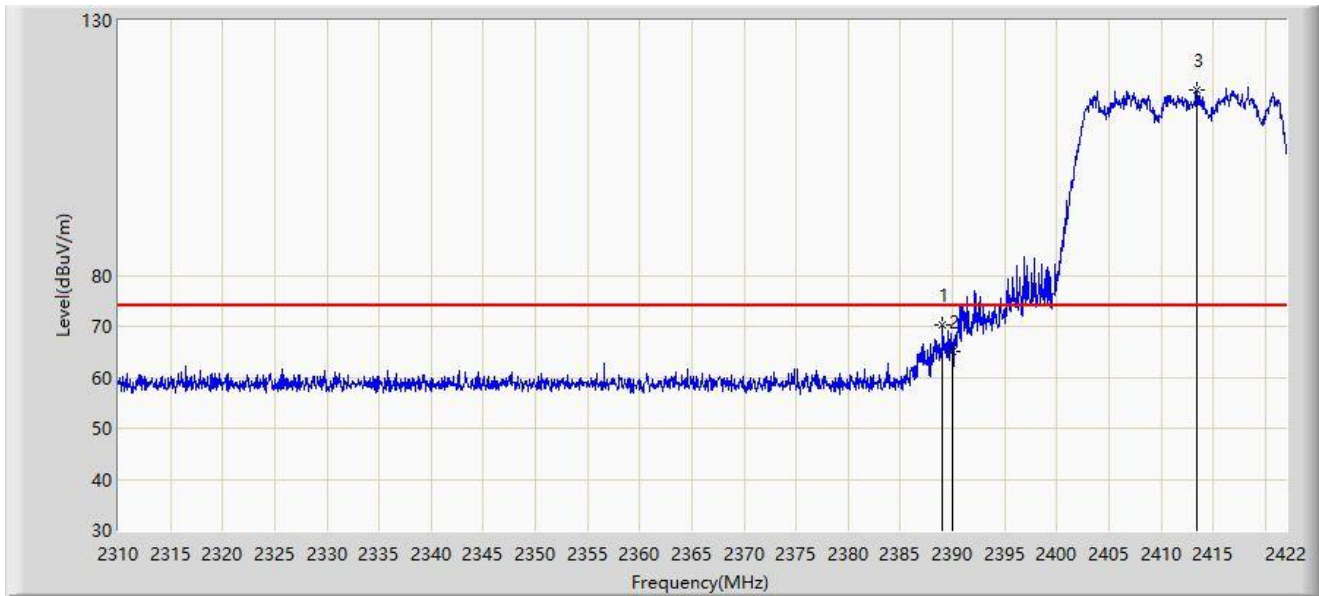
No	Mark	Frequency (MHz)	Measure Level (dB $\mu$ V/m)	Reading Level (dB $\mu$ V)	Margin (dB)	Limit (dB $\mu$ V/m)	Factor (dB/m)	Type
1		2388.176	49.215	16.683	-4.785	54.000	32.532	AV
2	*	2390.000	49.649	17.123	-4.351	54.000	32.527	AV
3		2413.208	105.438	72.978	N/A	N/A	32.459	AV

Note 1: " \* ", means this data is the worst emission level.

Note 2: Measure Level (dB $\mu$ V/m) = Reading Level (dB $\mu$ V) + Factor (dB/m).

Note 3: Factor (dB/m) = Cable Loss (dB) + Antenna Factor (dB/m).

Site: WZ-AC2	Test Date: 2024-05-27
Limit: FCC_2.4G_RE(3m)	Engineer: Bob Zhang
Probe: BBHA9120D_1457_1-18GHz	Polarity: Vertical
EUT: ACCESS POINT	Power: AC 120V/60Hz
Test Mode: Transmit by 802.11ax-HE20 at 2412MHz	



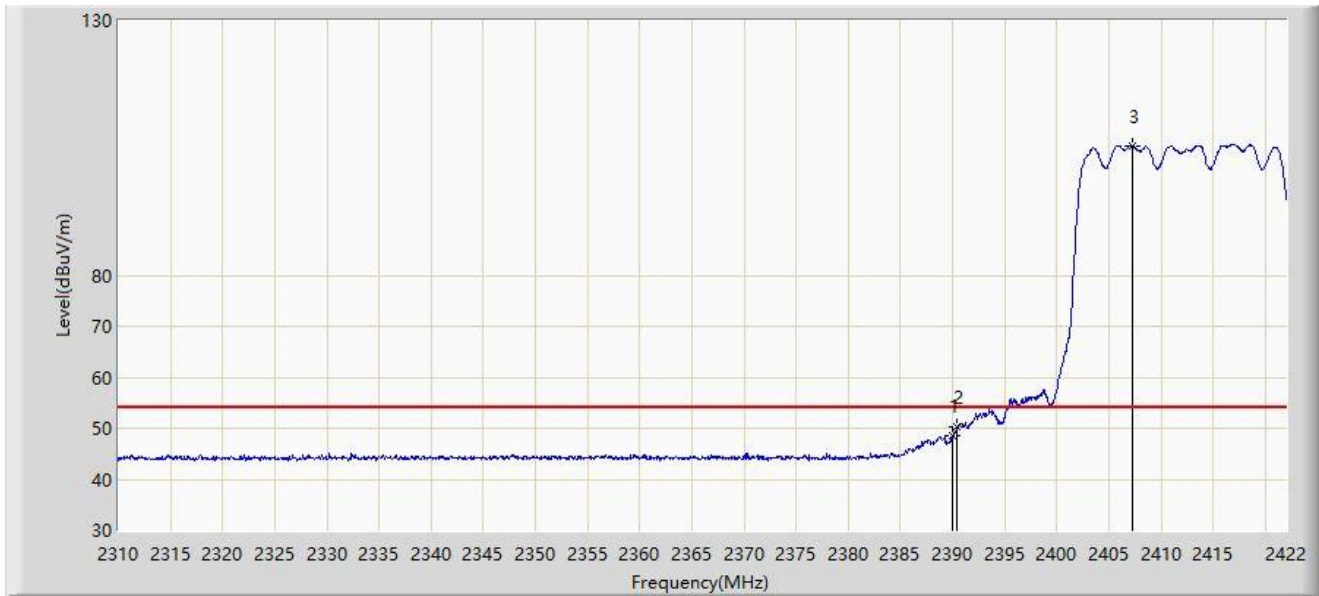
No	Mark	Frequency (MHz)	Measure Level (dB $\mu$ V/m)	Reading Level (dB $\mu$ V)	Margin (dB)	Limit (dB $\mu$ V/m)	Factor (dB/m)	Type
1	*	2389.072	70.340	37.811	-3.660	74.000	32.530	PK
2		2390.000	65.155	32.629	-8.845	74.000	32.527	PK
3		2413.488	116.349	83.890	N/A	N/A	32.460	PK

Note 1: " \* ", means this data is the worst emission level.

Note 2: Measure Level (dB $\mu$ V/m) = Reading Level (dB $\mu$ V) + Factor (dB/m).

Note 3: Factor (dB/m) = Cable Loss (dB) + Antenna Factor (dB/m).

Site: WZ-AC2	Test Date: 2024-05-27
Limit: FCC_2.4G_RE(3m)	Engineer: Bob Zhang
Probe: BBHA9120D_1457_1-18GHz	Polarity: Vertical
EUT: ACCESS POINT	Power: AC 120V/60Hz
Test Mode: Transmit by 802.11ax-HE20 at 2412MHz	



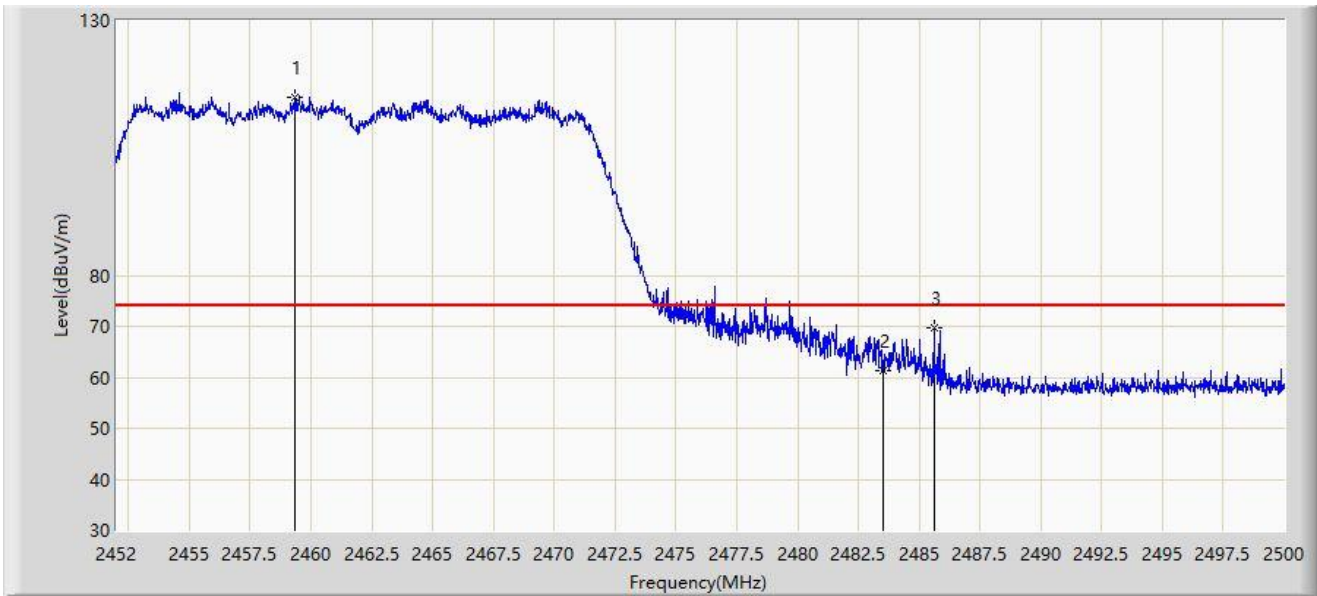
No	Mark	Frequency (MHz)	Measure Level (dB $\mu$ V/m)	Reading Level (dB $\mu$ V)	Margin (dB)	Limit (dB $\mu$ V/m)	Factor (dB/m)	Type
1		2390.000	48.525	15.999	-5.475	54.000	32.527	AV
2	*	2390.472	50.407	17.882	-3.593	54.000	32.525	AV
3		2407.328	105.419	72.945	N/A	N/A	32.474	AV

Note 1: " \* ", means this data is the worst emission level.

Note 2: Measure Level (dB $\mu$ V/m) = Reading Level (dB $\mu$ V) + Factor (dB/m).

Note 3: Factor (dB/m) = Cable Loss (dB) + Antenna Factor (dB/m).

Site: WZ-AC2	Test Date: 2024-05-27
Limit: FCC_2.4G_RE(3m)	Engineer: Bob Zhang
Probe: BBHA9120D_1457_1-18GHz	Polarity: Horizontal
EUT: ACCESS POINT	Power: AC 120V/60Hz
Test Mode: Transmit by 802.11ax-HE20 at 2462MHz	



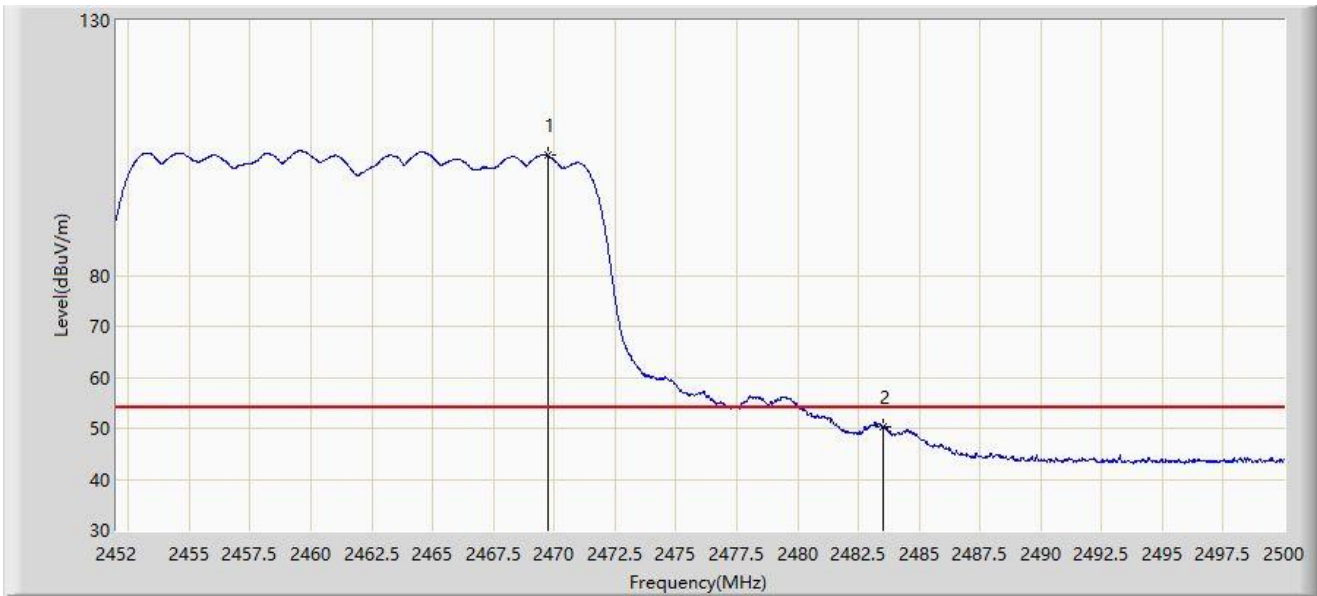
No	Mark	Frequency (MHz)	Measure Level (dB $\mu$ V/m)	Reading Level (dB $\mu$ V)	Margin (dB)	Limit (dB $\mu$ V/m)	Factor (dB/m)	Type
1		2459.320	114.950	82.589	N/A	N/A	32.361	PK
2		2483.500	61.408	29.026	-12.592	74.000	32.382	PK
3	*	2485.624	69.764	37.383	-4.236	74.000	32.381	PK

Note 1: " \* ", means this data is the worst emission level.

Note 2: Measure Level (dB $\mu$ V/m) = Reading Level (dB $\mu$ V) + Factor (dB/m).

Note 3: Factor (dB/m) = Cable Loss (dB) + Antenna Factor (dB/m).

Site: WZ-AC2	Test Date: 2024-05-27
Limit: FCC_2.4G_RE(3m)	Engineer: Bob Zhang
Probe: BBHA9120D_1457_1-18GHz	Polarity: Horizontal
EUT: ACCESS POINT	Power: AC 120V/60Hz
Test Mode: Transmit by 802.11ax-HE20 at 2462MHz	



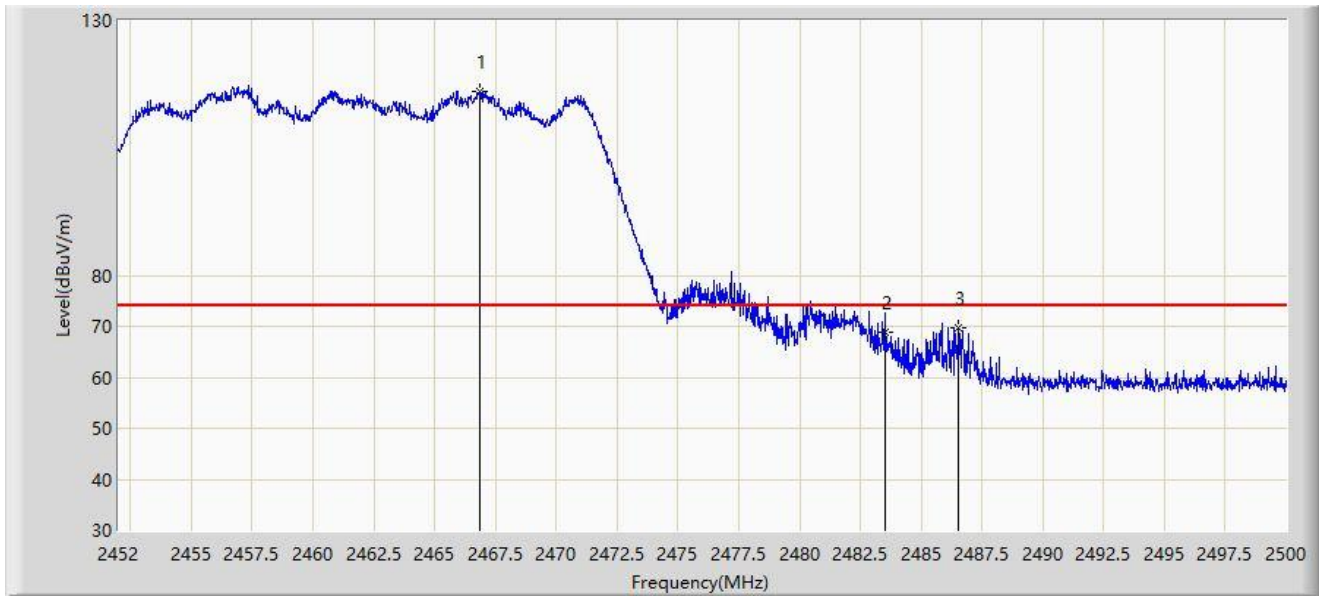
No	Mark	Frequency (MHz)	Measure Level (dB $\mu$ V/m)	Reading Level (dB $\mu$ V)	Margin (dB)	Limit (dB $\mu$ V/m)	Factor (dB/m)	Type
1		2469.736	103.480	71.102	N/A	N/A	32.378	AV
2	*	2483.500	50.184	17.802	-3.816	54.000	32.382	AV

Note 1: " \* ", means this data is the worst emission level.

Note 2: Measure Level (dB $\mu$ V/m) = Reading Level (dB $\mu$ V) + Factor (dB/m).

Note 3: Factor (dB/m) = Cable Loss (dB) + Antenna Factor (dB/m).

Site: WZ-AC2	Test Date: 2024-05-27
Limit: FCC_2.4G_RE(3m)	Engineer: Bob Zhang
Probe: BBHA9120D_1457_1-18GHz	Polarity: Vertical
EUT: ACCESS POINT	Power: AC 120V/60Hz
Test Mode: Transmit by 802.11ax-HE20 at 2462MHz	



No	Mark	Frequency (MHz)	Measure Level (dB $\mu$ V/m)	Reading Level (dB $\mu$ V)	Margin (dB)	Limit (dB $\mu$ V/m)	Factor (dB/m)	Type
1		2466.832	116.195	83.823	N/A	N/A	32.372	PK
2		2483.500	68.908	36.526	-5.092	74.000	32.382	PK
3	*	2486.536	69.795	37.414	-4.205	74.000	32.380	PK

Note 1: " \* ", means this data is the worst emission level.

Note 2: Measure Level (dB $\mu$ V/m) = Reading Level (dB $\mu$ V) + Factor (dB/m).

Note 3: Factor (dB/m) = Cable Loss (dB) + Antenna Factor (dB/m).

Site: WZ-AC2	Test Date: 2024-05-27
Limit: FCC_2.4G_RE(3m)	Engineer: Bob Zhang
Probe: BBHA9120D_1457_1-18GHz	Polarity: Vertical
EUT: ACCESS POINT	Power: AC 120V/60Hz
Test Mode: Transmit by 802.11ax-HE20 at 2462MHz	



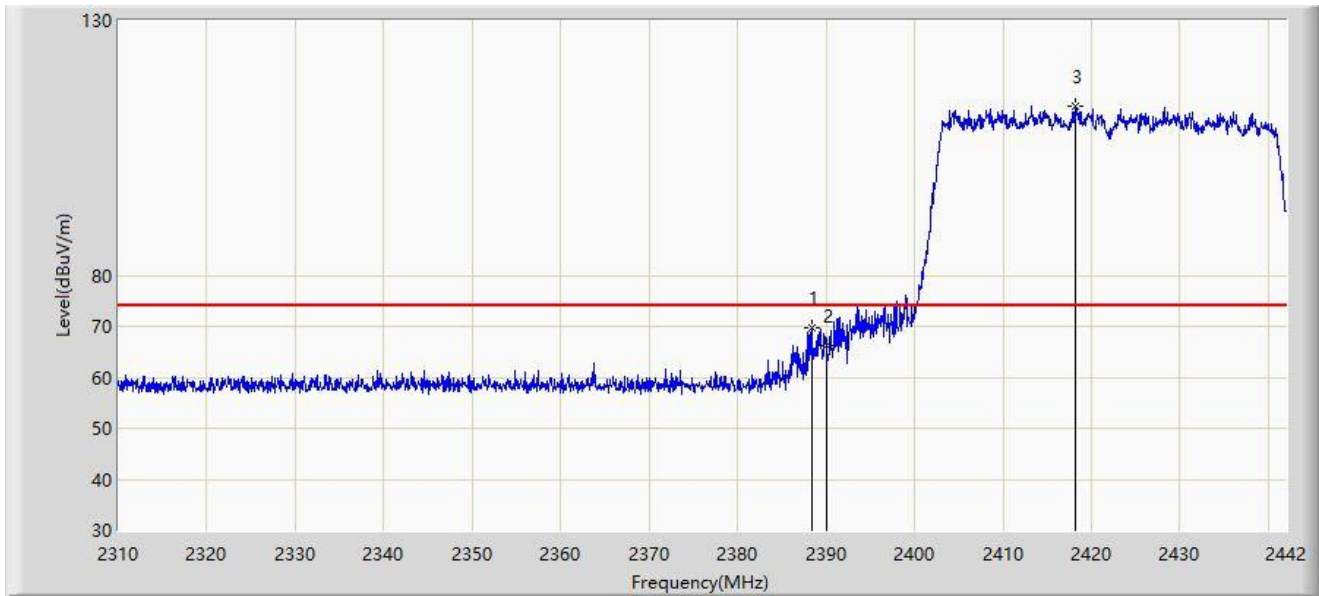
No	Mark	Frequency (MHz)	Measure Level (dB $\mu$ V/m)	Reading Level (dB $\mu$ V)	Margin (dB)	Limit (dB $\mu$ V/m)	Factor (dB/m)	Type
1		2458.768	104.691	72.330	N/A	N/A	32.361	AV
2	*	2483.500	51.855	19.473	-2.145	54.000	32.382	AV

Note 1: " \* ", means this data is the worst emission level.

Note 2: Measure Level (dB $\mu$ V/m) = Reading Level (dB $\mu$ V) + Factor (dB/m).

Note 3: Factor (dB/m) = Cable Loss (dB) + Antenna Factor (dB/m).

Site: WZ-AC2	Test Date: 2024-05-27
Limit: FCC_2.4G_RE(3m)	Engineer: Bob Zhang
Probe: BBHA9120D_1457_1-18GHz	Polarity: Horizontal
EUT: ACCESS POINT	Power: AC 120V/60Hz
Test Mode: Transmit by 802.11ax-HE40 at 2422MHz	



No	Mark	Frequency (MHz)	Measure Level (dB $\mu$ V/m)	Reading Level (dB $\mu$ V)	Margin (dB)	Limit (dB $\mu$ V/m)	Factor (dB/m)	Type
1	*	2388.342	69.829	37.297	-4.171	74.000	32.531	PK
2		2390.000	66.155	33.629	-7.845	74.000	32.527	PK
3		2418.240	113.231	80.782	N/A	N/A	32.448	PK

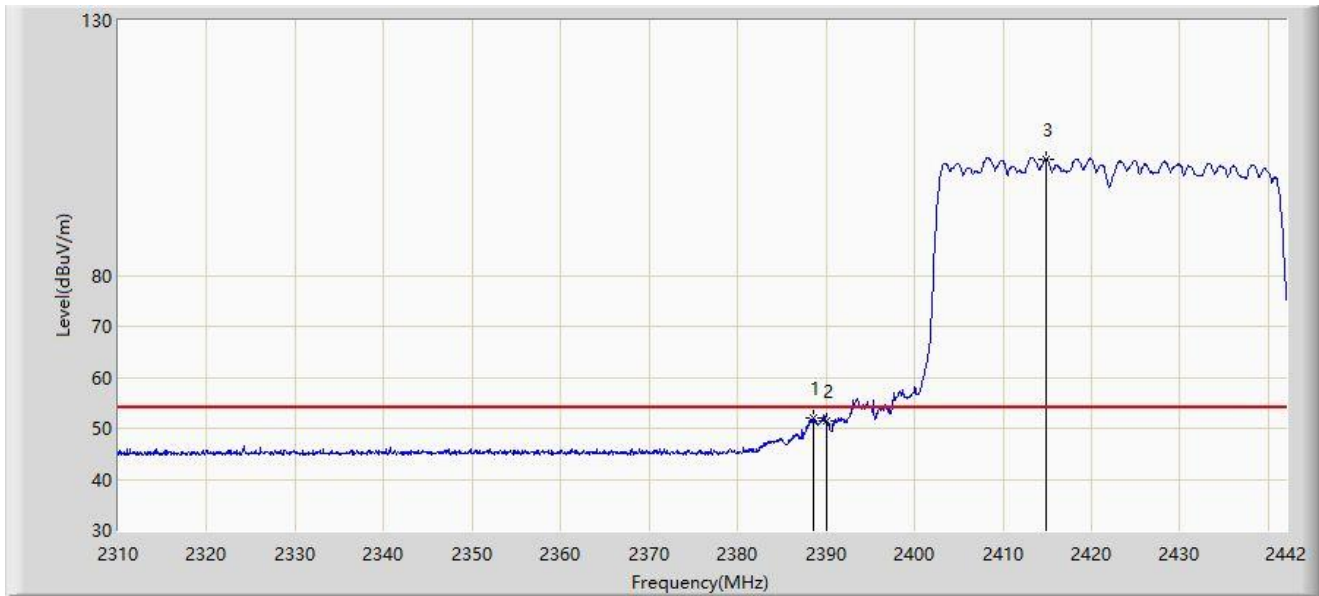
Note 1: " \* ", means this data is the worst emission level.

Note 2: Measure Level (dB $\mu$ V/m) = Reading Level (dB $\mu$ V) + Factor (dB/m).

Note 3: Factor (dB/m) = Cable Loss (dB) + Antenna Factor (dB/m).



Site: WZ-AC2	Test Date: 2024-05-27
Limit: FCC_2.4G_RE(3m)	Engineer: Bob Zhang
Probe: BBHA9120D_1457_1-18GHz	Polarity: Horizontal
EUT: ACCESS POINT	Power: AC 120V/60Hz
Test Mode: Transmit by 802.11ax-HE40 at 2422MHz	



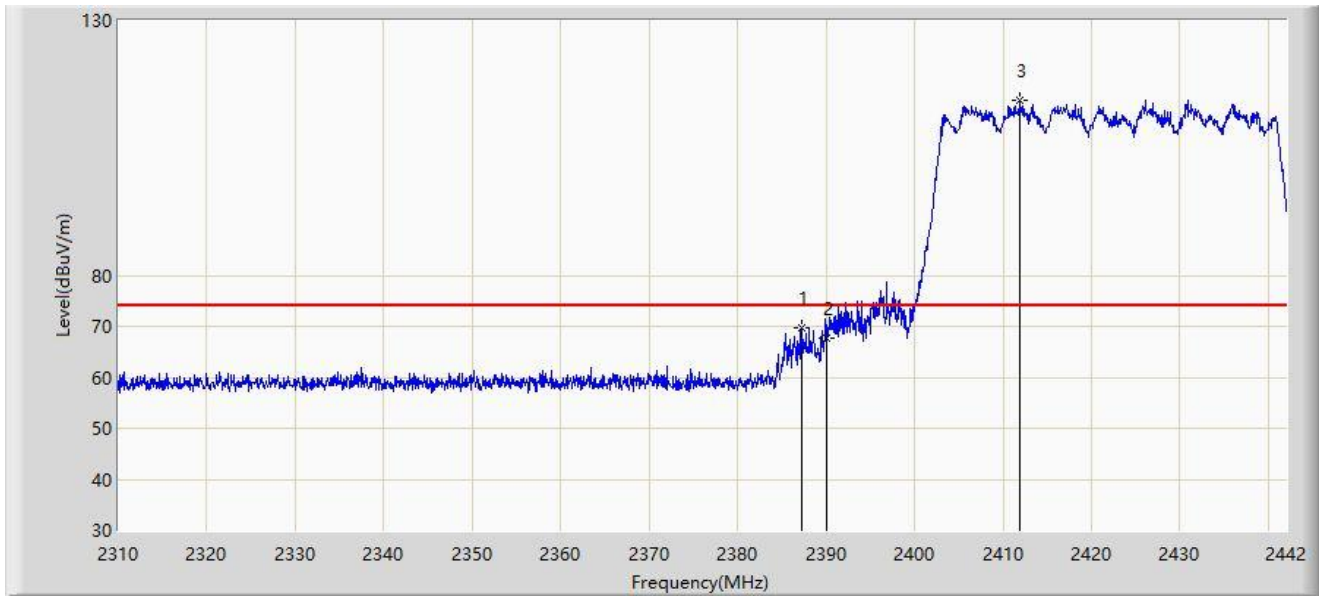
No	Mark	Frequency (MHz)	Measure Level (dB $\mu$ V/m)	Reading Level (dB $\mu$ V)	Margin (dB)	Limit (dB $\mu$ V/m)	Factor (dB/m)	Type
1	*	2388.606	52.091	19.560	-1.909	54.000	32.530	AV
2		2390.000	51.380	18.854	-2.620	54.000	32.527	AV
3		2414.808	102.831	70.375	N/A	N/A	32.457	AV

Note 1: " \* ", means this data is the worst emission level.

Note 2: Measure Level (dB $\mu$ V/m) = Reading Level (dB $\mu$ V) + Factor (dB/m).

Note 3: Factor (dB/m) = Cable Loss (dB) + Antenna Factor (dB/m).

Site: WZ-AC2	Test Date: 2024-05-27
Limit: FCC_2.4G_RE(3m)	Engineer: Bob Zhang
Probe: BBHA9120D_1457_1-18GHz	Polarity: Vertical
EUT: ACCESS POINT	Power: AC 120V/60Hz
Test Mode: Transmit by 802.11ax-HE40 at 2422MHz	



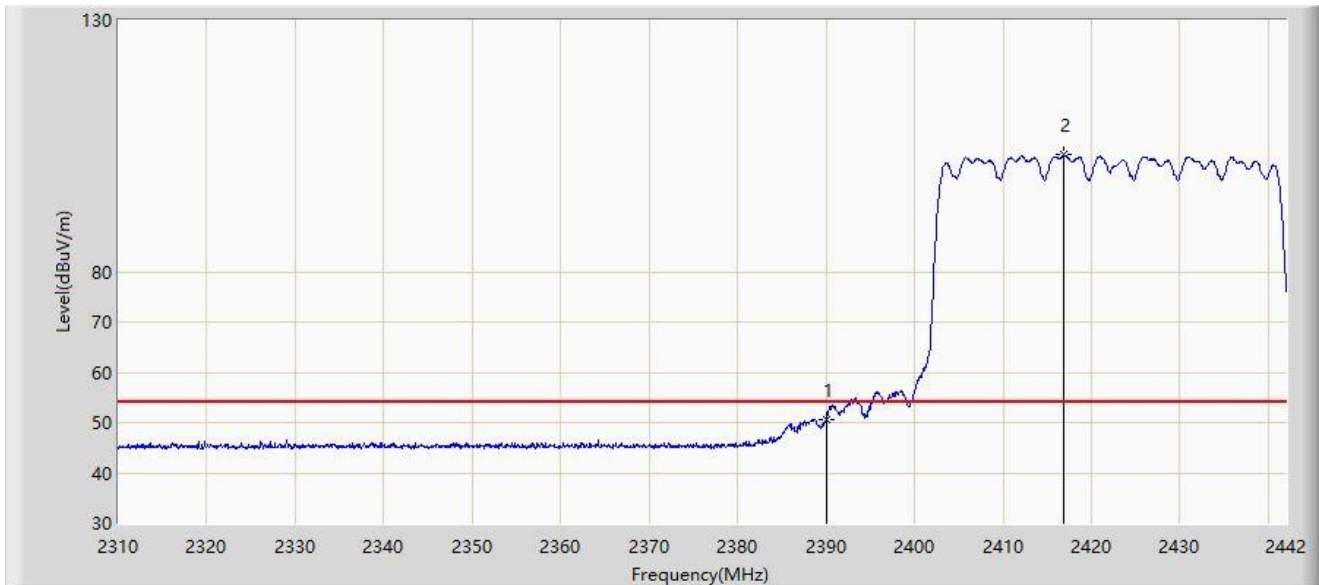
No	Mark	Frequency (MHz)	Measure Level (dBμV/m)	Reading Level (dBμV)	Margin (dB)	Limit (dBμV/m)	Factor (dB/m)	Type
1	*	2387.220	69.630	37.095	-4.370	74.000	32.535	PK
2		2390.000	67.775	35.249	-6.225	74.000	32.527	PK
3		2411.970	114.335	81.872	N/A	N/A	32.463	PK

Note 1: " \* ", means this data is the worst emission level.

Note 2: Measure Level (dBμV/m) = Reading Level (dBμV) + Factor (dB/m).

Note 3: Factor (dB/m) = Cable Loss (dB) + Antenna Factor (dB/m).

Site: WZ-AC2	Test Date: 2024-05-27
Limit: FCC_2.4G_RE(3m)	Engineer: Bob Zhang
Probe: BBHA9120D_1457_1-18GHz	Polarity: Vertical
EUT: ACCESS POINT	Power: AC 120V/60Hz
Test Mode: Transmit by 802.11ax-HE40 at 2422MHz	



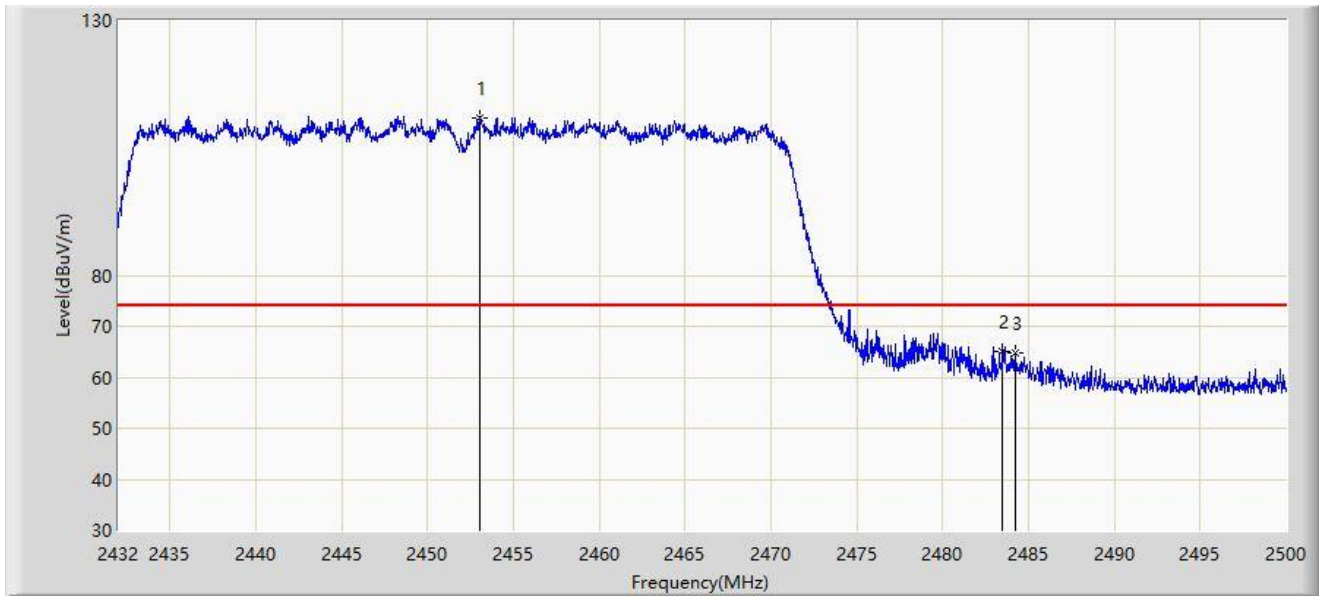
No	Mark	Frequency (MHz)	Measure Level (dB $\mu$ V/m)	Reading Level (dB $\mu$ V)	Margin (dB)	Limit (dB $\mu$ V/m)	Factor (dB/m)	Type
1	*	2390.000	50.550	18.024	-3.450	54.000	32.527	AV
2		2416.854	103.193	70.741	N/A	N/A	32.451	AV

Note 1: " \* ", means this data is the worst emission level.

Note 2: Measure Level (dB $\mu$ V/m) = Reading Level (dB $\mu$ V) + Factor (dB/m).

Note 3: Factor (dB/m) = Cable Loss (dB) + Antenna Factor (dB/m).

Site: WZ-AC2	Test Date: 2024-05-27
Limit: FCC_2.4G_RE(3m)	Engineer: Bob Zhang
Probe: BBHA9120D_1457_1-18GHz	Polarity: Horizontal
EUT: ACCESS POINT	Power: AC 120V/60Hz
Test Mode: Transmit by 802.11ax-HE40 at 2452MHz	



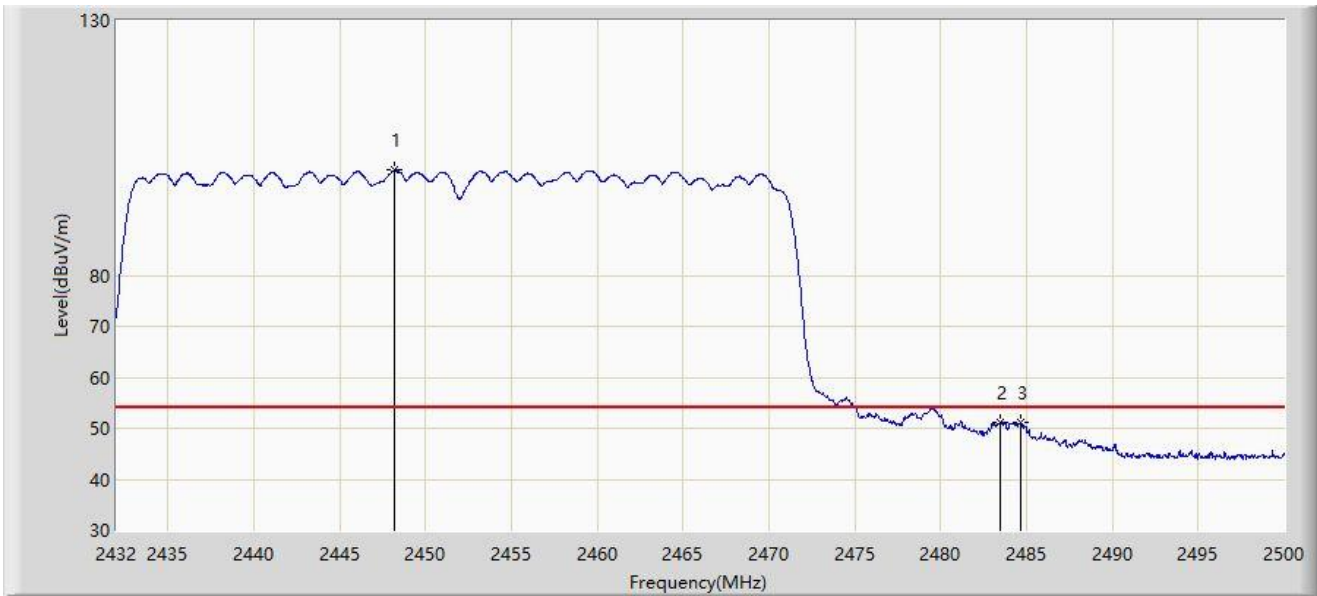
No	Mark	Frequency (MHz)	Measure Level (dB $\mu$ V/m)	Reading Level (dB $\mu$ V)	Margin (dB)	Limit (dB $\mu$ V/m)	Factor (dB/m)	Type
1		2453.012	110.917	78.551	N/A	N/A	32.365	PK
2	*	2483.500	65.019	32.637	-8.981	74.000	32.382	PK
3		2484.258	64.839	32.457	-9.161	74.000	32.382	PK

Note 1: " \* ", means this data is the worst emission level.

Note 2: Measure Level (dB $\mu$ V/m) = Reading Level (dB $\mu$ V) + Factor (dB/m).

Note 3: Factor (dB/m) = Cable Loss (dB) + Antenna Factor (dB/m).

Site: WZ-AC2	Test Date: 2024-05-27
Limit: FCC_2.4G_RE(3m)	Engineer: Bob Zhang
Probe: BBHA9120D_1457_1-18GHz	Polarity: Horizontal
EUT: ACCESS POINT	Power: AC 120V/60Hz
Test Mode: Transmit by 802.11ax-HE40 at 2452MHz	



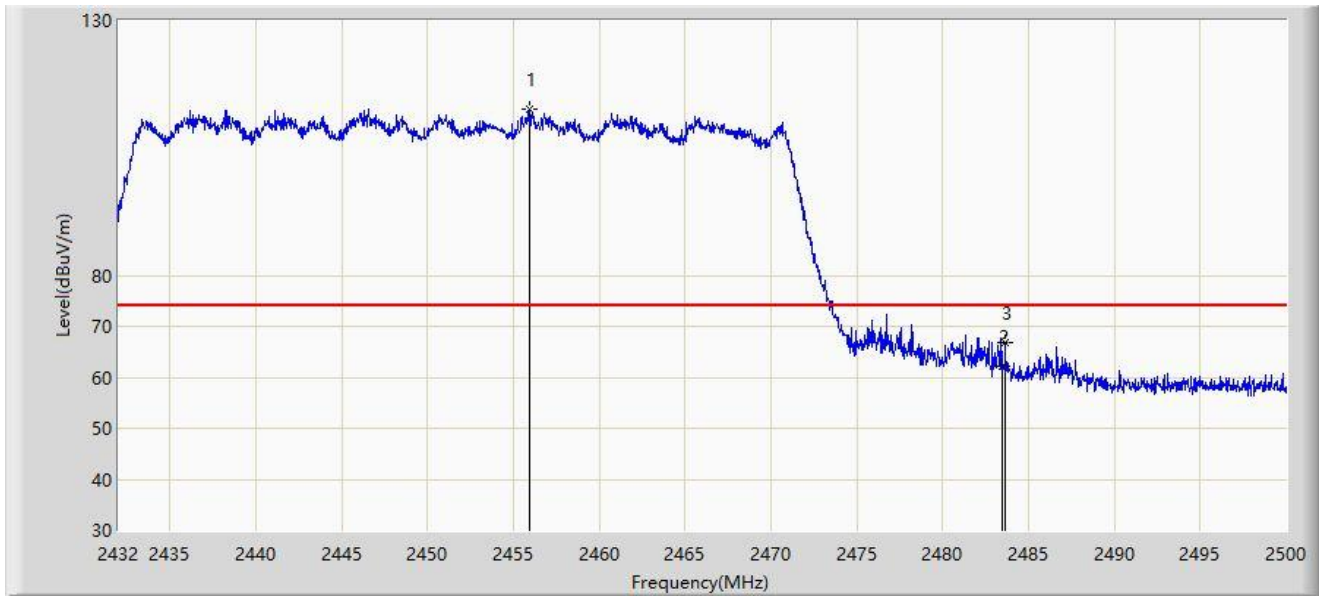
No	Mark	Frequency (MHz)	Measure Level (dB $\mu$ V/m)	Reading Level (dB $\mu$ V)	Margin (dB)	Limit (dB $\mu$ V/m)	Factor (dB/m)	Type
1		2448.184	100.694	68.318	N/A	N/A	32.376	AV
2		2483.500	51.119	18.737	-2.881	54.000	32.382	AV
3	*	2484.632	51.162	18.780	-2.838	54.000	32.381	AV

Note 1: " \* ", means this data is the worst emission level.

Note 2: Measure Level (dB $\mu$ V/m) = Reading Level (dB $\mu$ V) + Factor (dB/m).

Note 3: Factor (dB/m) = Cable Loss (dB) + Antenna Factor (dB/m).

Site: WZ-AC2	Test Date: 2024-05-27
Limit: FCC_2.4G_RE(3m)	Engineer: Bob Zhang
Probe: BBHA9120D_1457_1-18GHz	Polarity: Vertical
EUT: ACCESS POINT	Power: AC 120V/60Hz
Test Mode: Transmit by 802.11ax-HE40 at 2452MHz	



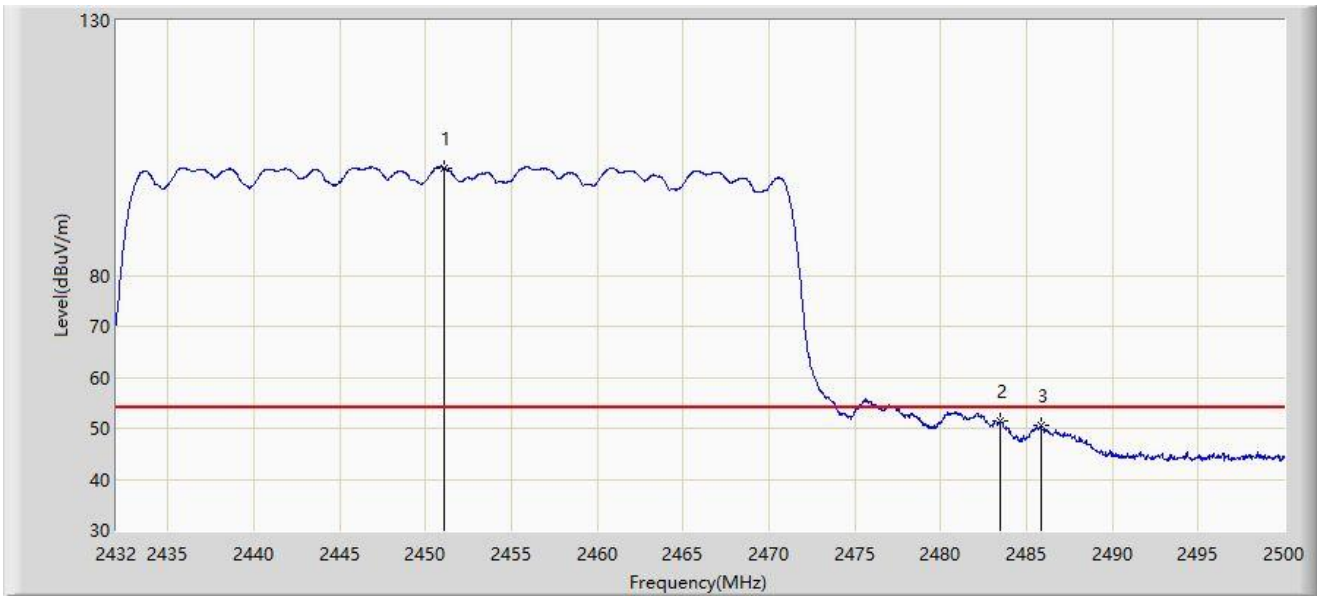
No	Mark	Frequency (MHz)	Measure Level (dB $\mu$ V/m)	Reading Level (dB $\mu$ V)	Margin (dB)	Limit (dB $\mu$ V/m)	Factor (dB/m)	Type
1		2455.936	112.567	80.208	N/A	N/A	32.359	PK
2		2483.500	62.256	29.874	-11.744	74.000	32.382	PK
3	*	2483.646	66.682	34.300	-7.318	74.000	32.382	PK

Note 1: " \* ", means this data is the worst emission level.

Note 2: Measure Level (dB $\mu$ V/m) = Reading Level (dB $\mu$ V) + Factor (dB/m).

Note 3: Factor (dB/m) = Cable Loss (dB) + Antenna Factor (dB/m).

Site: WZ-AC2	Test Date: 2024-05-27
Limit: FCC_2.4G_RE(3m)	Engineer: Bob Zhang
Probe: BBHA9120D_1457_1-18GHz	Polarity: Vertical
EUT: ACCESS POINT	Power: AC 120V/60Hz
Test Mode: Transmit by 802.11ax-HE40 at 2452MHz	



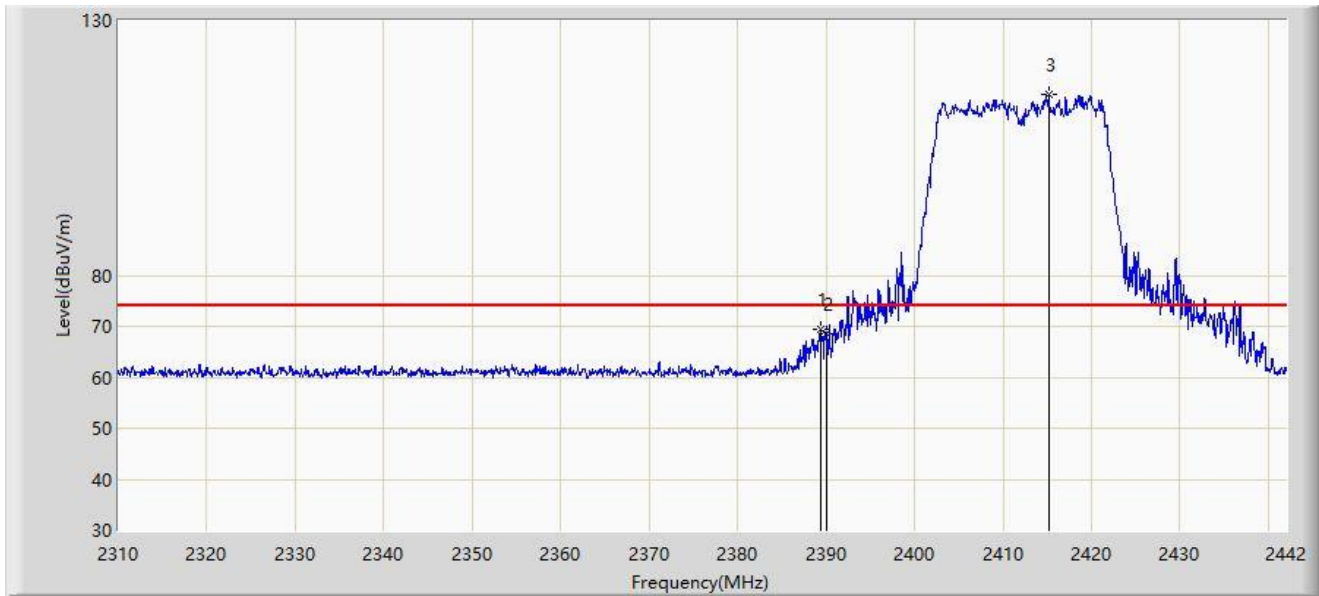
No	Mark	Frequency (MHz)	Measure Level (dB $\mu$ V/m)	Reading Level (dB $\mu$ V)	Margin (dB)	Limit (dB $\mu$ V/m)	Factor (dB/m)	Type
1		2451.108	100.973	68.603	N/A	N/A	32.370	AV
2	*	2483.500	51.420	19.038	-2.580	54.000	32.382	AV
3		2485.822	50.489	18.108	-3.511	54.000	32.381	AV

Note 1: " \* ", means this data is the worst emission level.

Note 2: Measure Level (dB $\mu$ V/m) = Reading Level (dB $\mu$ V) + Factor (dB/m).

Note 3: Factor (dB/m) = Cable Loss (dB) + Antenna Factor (dB/m).

Site: WZ-AC2	Test Date: 2024-05-27
Limit: FCC_2.4G_RE(3m)	Engineer: Bob Zhang
Probe: BBHA9120D_1457_1-18GHz	Polarity: Horizontal
EUT: ACCESS POINT	Power: AC 120V/60Hz
Test Mode: Transmit by 802.11be-EHT20 at 2412MHz	



No	Mark	Frequency (MHz)	Measure Level (dBμV/m)	Reading Level (dBμV)	Margin (dB)	Limit (dBμV/m)	Factor (dB/m)	Type
1	*	2389.464	69.509	36.981	-4.491	74.000	32.528	PK
2		2390.000	68.470	35.944	-5.530	74.000	32.527	PK
3		2415.204	115.383	82.928	N/A	N/A	32.455	PK

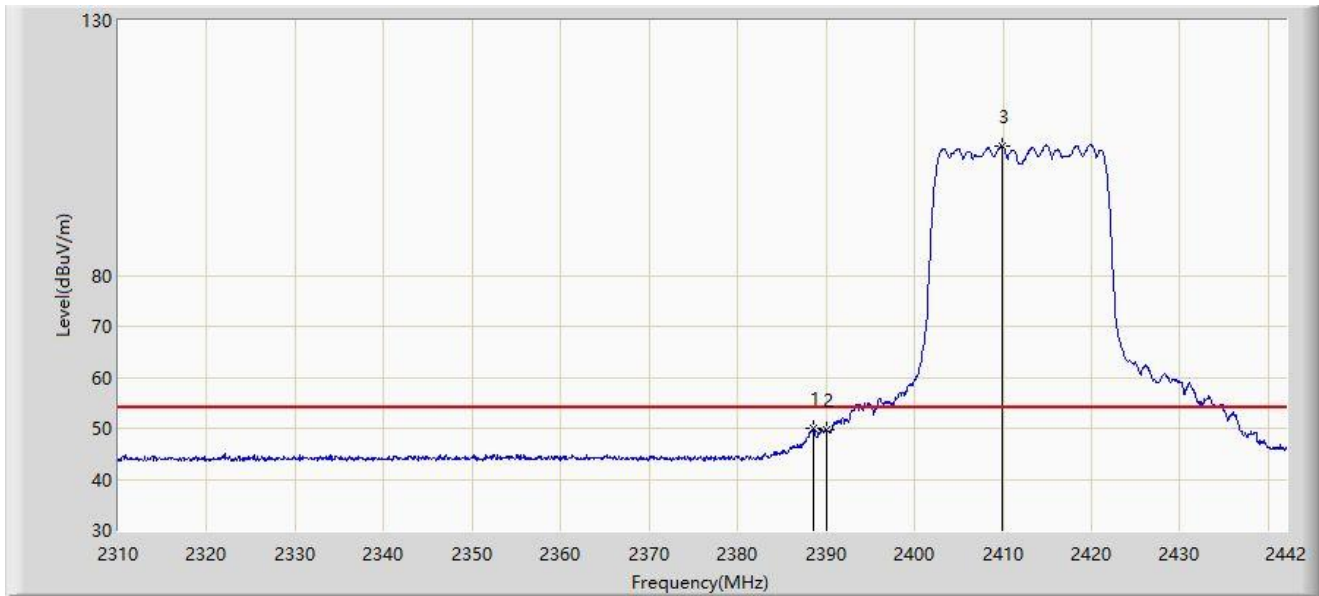
Note 1: " \* ", means this data is the worst emission level.

Note 2: Measure Level (dBμV/m) = Reading Level (dBμV) + Factor (dB/m).

Note 3: Factor (dB/m) = Cable Loss (dB) + Antenna Factor (dB/m).



Site: WZ-AC2	Test Date: 2024-05-27
Limit: FCC_2.4G_RE(3m)	Engineer: Bob Zhang
Probe: BBHA9120D_1457_1-18GHz	Polarity: Horizontal
EUT: ACCESS POINT	Power: AC 120V/60Hz
Test Mode: Transmit by 802.11be-EHT20 at 2412MHz	



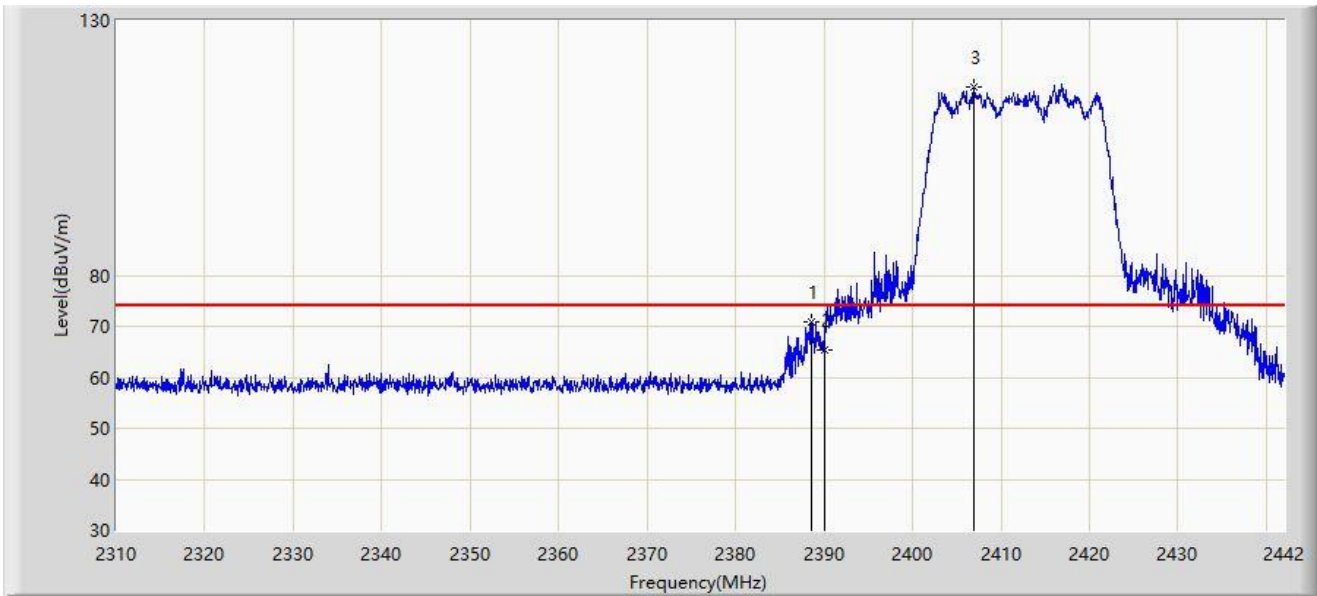
No	Mark	Frequency (MHz)	Measure Level (dB $\mu$ V/m)	Reading Level (dB $\mu$ V)	Margin (dB)	Limit (dB $\mu$ V/m)	Factor (dB/m)	Type
1	*	2388.540	49.943	17.412	-4.057	54.000	32.531	AV
2		2390.000	49.664	17.138	-4.336	54.000	32.527	AV
3		2409.924	105.436	72.968	N/A	N/A	32.468	AV

Note 1: " \* ", means this data is the worst emission level.

Note 2: Measure Level (dB $\mu$ V/m) = Reading Level (dB $\mu$ V) + Factor (dB/m).

Note 3: Factor (dB/m) = Cable Loss (dB) + Antenna Factor (dB/m).

Site: WZ-AC2	Test Date: 2024-05-27
Limit: FCC_2.4G_RE(3m)	Engineer: Bob Zhang
Probe: BBHA9120D_1457_1-18GHz	Polarity: Vertical
EUT: ACCESS POINT	Power: AC 120V/60Hz
Test Mode: Transmit by 802.11be-EHT20 at 2412MHz	



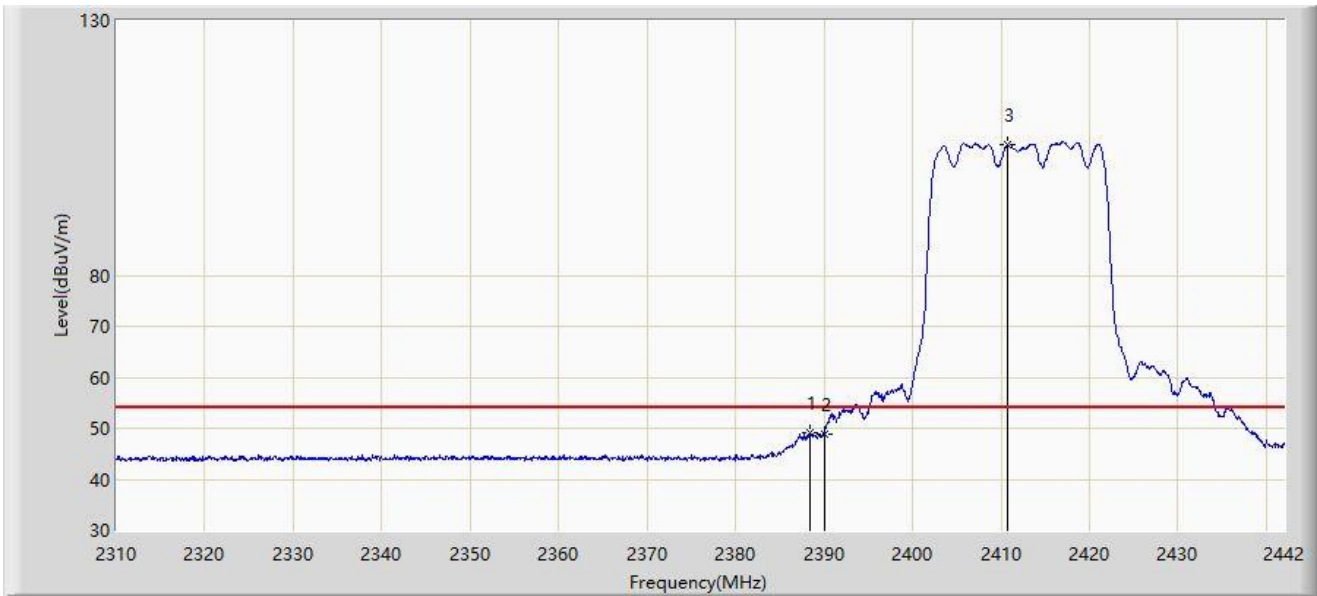
No	Mark	Frequency (MHz)	Measure Level (dB $\mu$ V/m)	Reading Level (dB $\mu$ V)	Margin (dB)	Limit (dB $\mu$ V/m)	Factor (dB/m)	Type
1	*	2388.540	70.984	38.453	-3.016	74.000	32.531	PK
2		2390.000	65.233	32.707	-8.767	74.000	32.527	PK
3		2406.954	117.079	84.604	N/A	N/A	32.476	PK

Note 1: " \* ", means this data is the worst emission level.

Note 2: Measure Level (dB $\mu$ V/m) = Reading Level (dB $\mu$ V) + Factor (dB/m).

Note 3: Factor (dB/m) = Cable Loss (dB) + Antenna Factor (dB/m).

Site: WZ-AC2	Test Date: 2024-05-27
Limit: FCC_2.4G_RE(3m)	Engineer: Bob Zhang
Probe: BBHA9120D_1457_1-18GHz	Polarity: Vertical
EUT: ACCESS POINT	Power: AC 120V/60Hz
Test Mode: Transmit by 802.11be-EHT20 at 2412MHz	



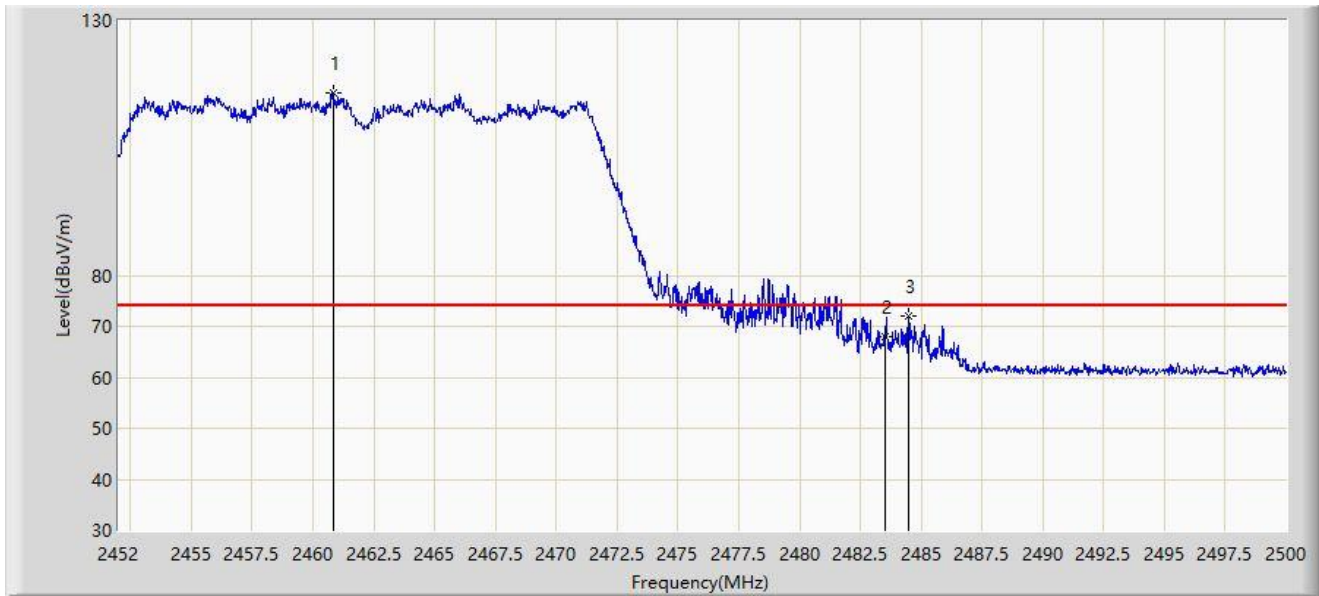
No	Mark	Frequency (MHz)	Measure Level (dB $\mu$ V/m)	Reading Level (dB $\mu$ V)	Margin (dB)	Limit (dB $\mu$ V/m)	Factor (dB/m)	Type
1	*	2388.474	49.101	16.570	-4.899	54.000	32.531	AV
2		2390.000	48.709	16.183	-5.291	54.000	32.527	AV
3		2410.716	105.695	73.229	N/A	N/A	32.466	AV

Note 1: " \* ", means this data is the worst emission level.

Note 2: Measure Level (dB $\mu$ V/m) = Reading Level (dB $\mu$ V) + Factor (dB/m).

Note 3: Factor (dB/m) = Cable Loss (dB) + Antenna Factor (dB/m).

Site: WZ-AC2	Test Date: 2024-05-27
Limit: FCC_2.4G_RE(3m)	Engineer: Bob Zhang
Probe: BBHA9120D_1457_1-18GHz	Polarity: Horizontal
EUT: ACCESS POINT	Power: AC 120V/60Hz
Test Mode: Transmit by 802.11be-EHT20 at 2462MHz	



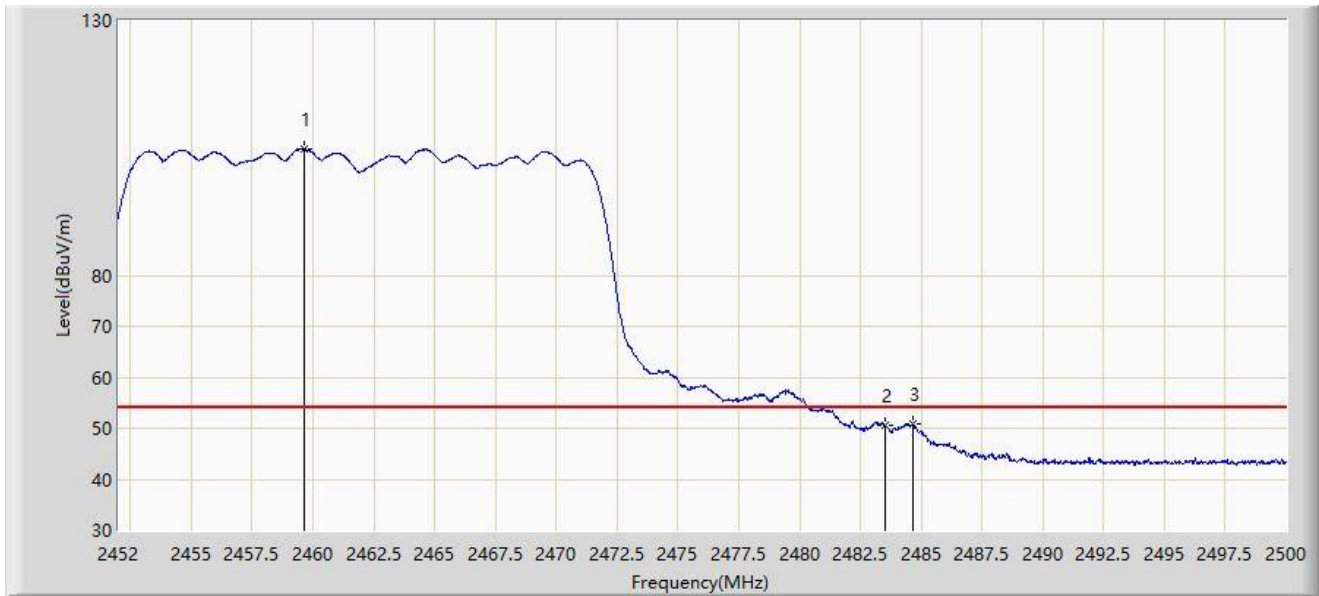
No	Mark	Frequency (MHz)	Measure Level (dB $\mu$ V/m)	Reading Level (dB $\mu$ V)	Margin (dB)	Limit (dB $\mu$ V/m)	Factor (dB/m)	Type
1		2460.832	115.877	83.515	N/A	N/A	32.362	PK
2		2483.500	68.021	35.639	-5.979	74.000	32.382	PK
3	*	2484.496	72.158	39.776	-1.842	74.000	32.382	PK

Note 1: " \* ", means this data is the worst emission level.

Note 2: Measure Level (dB $\mu$ V/m) = Reading Level (dB $\mu$ V) + Factor (dB/m).

Note 3: Factor (dB/m) = Cable Loss (dB) + Antenna Factor (dB/m).

Site: WZ-AC2	Test Date: 2024-05-27
Limit: FCC_2.4G_RE(3m)	Engineer: Bob Zhang
Probe: BBHA9120D_1457_1-18GHz	Polarity: Horizontal
EUT: ACCESS POINT	Power: AC 120V/60Hz
Test Mode: Transmit by 802.11be-EHT20 at 2462MHz	



No	Mark	Frequency (MHz)	Measure Level (dB $\mu$ V/m)	Reading Level (dB $\mu$ V)	Margin (dB)	Limit (dB $\mu$ V/m)	Factor (dB/m)	Type
1		2459.656	104.761	72.400	N/A	N/A	32.361	AV
2		2483.500	50.448	18.066	-3.552	54.000	32.382	AV
3	*	2484.664	50.853	18.471	-3.147	54.000	32.381	AV

Note 1: " \* ", means this data is the worst emission level.

Note 2: Measure Level (dB $\mu$ V/m) = Reading Level (dB $\mu$ V) + Factor (dB/m).

Note 3: Factor (dB/m) = Cable Loss (dB) + Antenna Factor (dB/m).

Site: WZ-AC2	Test Date: 2024-05-27
Limit: FCC_2.4G_RE(3m)	Engineer: Bob Zhang
Probe: BBHA9120D_1457_1-18GHz	Polarity: Vertical
EUT: ACCESS POINT	Power: AC 120V/60Hz
Test Mode: Transmit by 802.11be-EHT20 at 2462MHz	



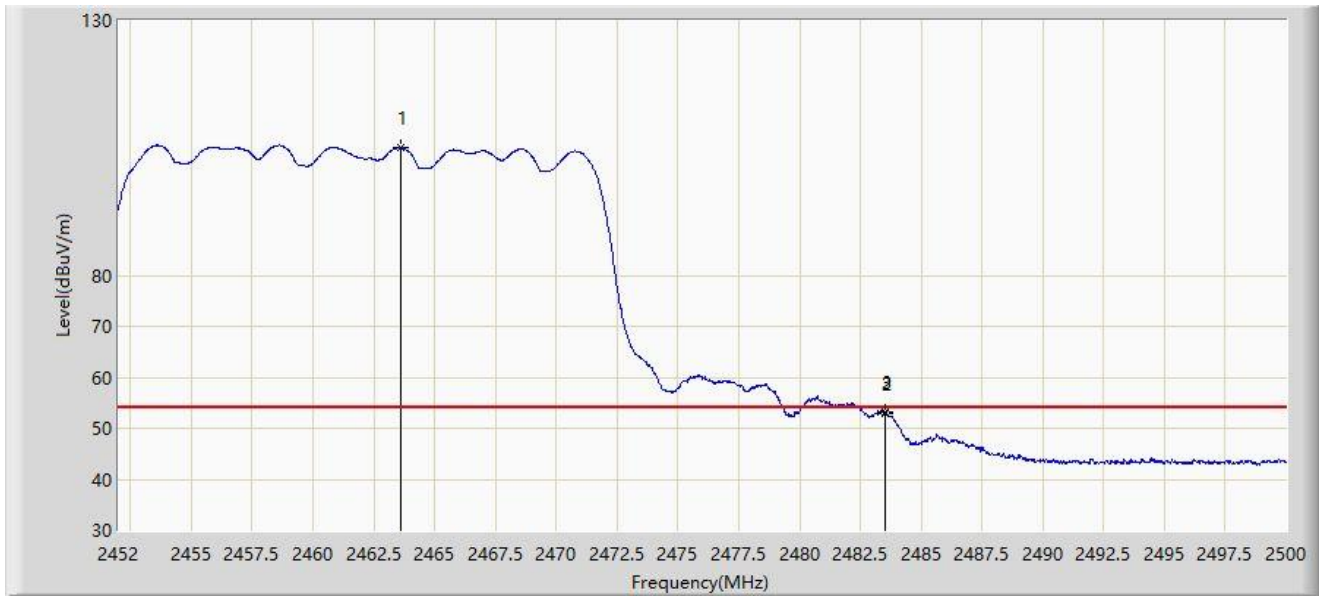
No	Mark	Frequency (MHz)	Measure Level (dB $\mu$ V/m)	Reading Level (dB $\mu$ V)	Margin (dB)	Limit (dB $\mu$ V/m)	Factor (dB/m)	Type
1		2456.176	116.125	83.766	N/A	N/A	32.359	PK
2		2483.500	66.326	33.944	-7.674	74.000	32.382	PK
3	*	2484.592	70.739	38.357	-3.261	74.000	32.381	PK

Note 1: " \* ", means this data is the worst emission level.

Note 2: Measure Level (dB $\mu$ V/m) = Reading Level (dB $\mu$ V) + Factor (dB/m).

Note 3: Factor (dB/m) = Cable Loss (dB) + Antenna Factor (dB/m).

Site: WZ-AC2	Test Date: 2024-05-27
Limit: FCC_2.4G_RE(3m)	Engineer: Bob Zhang
Probe: BBHA9120D_1457_1-18GHz	Polarity: Vertical
EUT: ACCESS POINT	Power: AC 120V/60Hz
Test Mode: Transmit by 802.11be-EHT20 at 2462MHz	



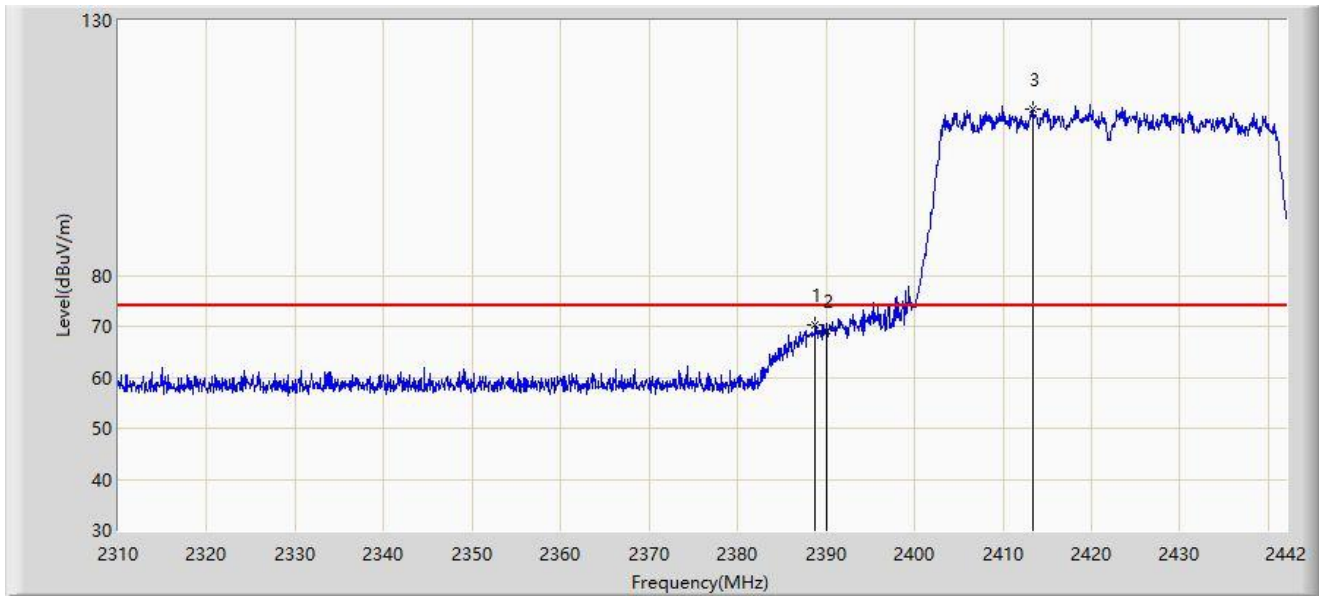
No	Mark	Frequency (MHz)	Measure Level (dB $\mu$ V/m)	Reading Level (dB $\mu$ V)	Margin (dB)	Limit (dB $\mu$ V/m)	Factor (dB/m)	Type
1		2463.592	105.139	72.773	N/A	N/A	32.365	AV
2		2483.500	52.953	20.571	-1.047	54.000	32.382	AV
3	*	2483.536	53.052	20.670	-0.948	54.000	32.382	AV

Note 1: " \* ", means this data is the worst emission level.

Note 2: Measure Level (dB $\mu$ V/m) = Reading Level (dB $\mu$ V) + Factor (dB/m).

Note 3: Factor (dB/m) = Cable Loss (dB) + Antenna Factor (dB/m).

Site: WZ-AC2	Test Date: 2024-05-27
Limit: FCC_2.4G_RE(3m)	Engineer: Bob Zhang
Probe: BBHA9120D_1457_1-18GHz	Polarity: Horizontal
EUT: ACCESS POINT	Power: AC 120V/60Hz
Test Mode: Transmit by 802.11be-EHT40 at 2422MHz	



No	Mark	Frequency (MHz)	Measure Level (dBμV/m)	Reading Level (dBμV)	Margin (dB)	Limit (dBμV/m)	Factor (dB/m)	Type
1	*	2388.738	70.225	37.695	-3.775	74.000	32.530	PK
2		2390.000	69.216	36.690	-4.784	74.000	32.527	PK
3		2413.356	112.507	80.047	N/A	N/A	32.460	PK

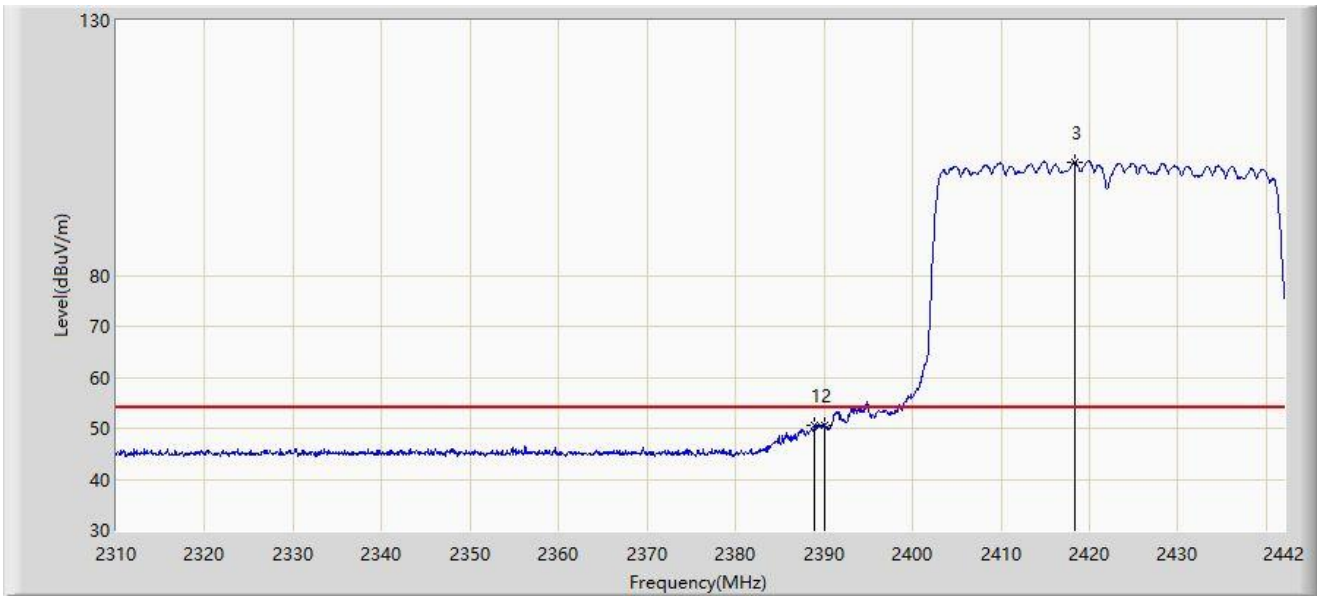
Note 1: " \* ", means this data is the worst emission level.

Note 2: Measure Level (dBμV/m) = Reading Level (dBμV) + Factor (dB/m).

Note 3: Factor (dB/m) = Cable Loss (dB) + Antenna Factor (dB/m).



Site: WZ-AC2	Test Date: 2024-05-27
Limit: FCC_2.4G_RE(3m)	Engineer: Bob Zhang
Probe: BBHA9120D_1457_1-18GHz	Polarity: Horizontal
EUT: ACCESS POINT	Power: AC 120V/60Hz
Test Mode: Transmit by 802.11be-EHT40 at 2422MHz	



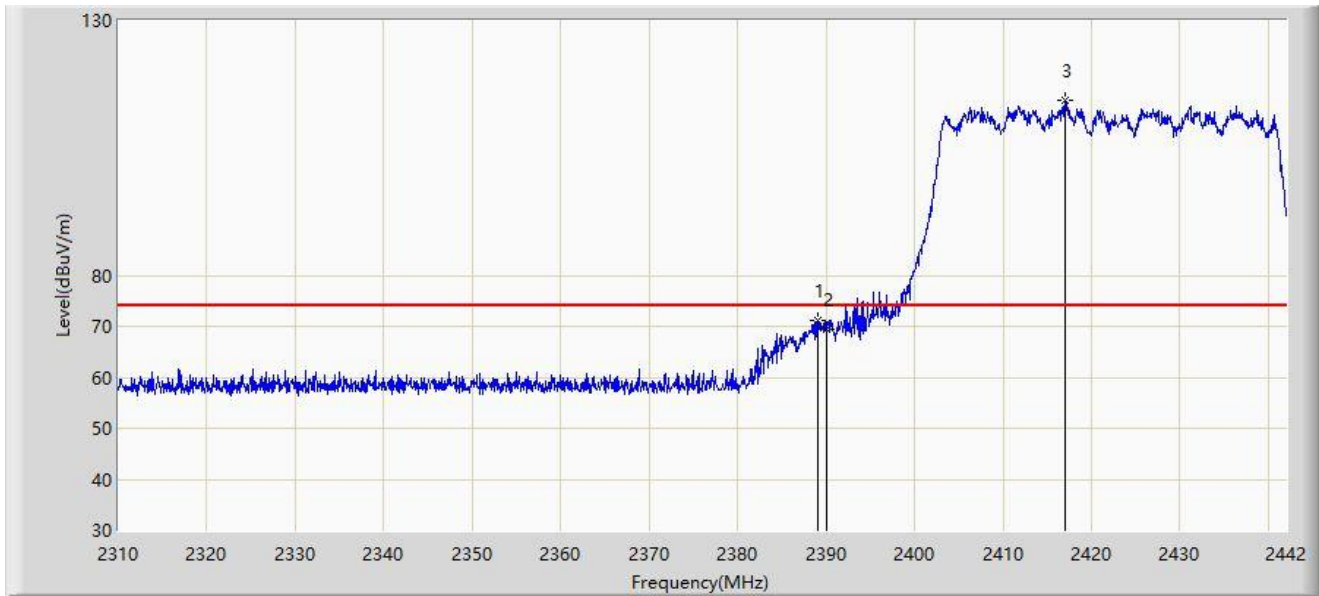
No	Mark	Frequency (MHz)	Measure Level (dB $\mu$ V/m)	Reading Level (dB $\mu$ V)	Margin (dB)	Limit (dB $\mu$ V/m)	Factor (dB/m)	Type
1		2388.936	50.435	17.905	-3.565	54.000	32.530	AV
2	*	2390.000	50.664	18.138	-3.336	54.000	32.527	AV
3		2418.306	102.253	69.805	N/A	N/A	32.448	AV

Note 1: " \* ", means this data is the worst emission level.

Note 2: Measure Level (dB $\mu$ V/m) = Reading Level (dB $\mu$ V) + Factor (dB/m).

Note 3: Factor (dB/m) = Cable Loss (dB) + Antenna Factor (dB/m).

Site: WZ-AC2	Test Date: 2024-05-27
Limit: FCC_2.4G_RE(3m)	Engineer: Bob Zhang
Probe: BBHA9120D_1457_1-18GHz	Polarity: Vertical
EUT: ACCESS POINT	Power: AC 120V/60Hz
Test Mode: Transmit by 802.11be-EHT40 at 2422MHz	



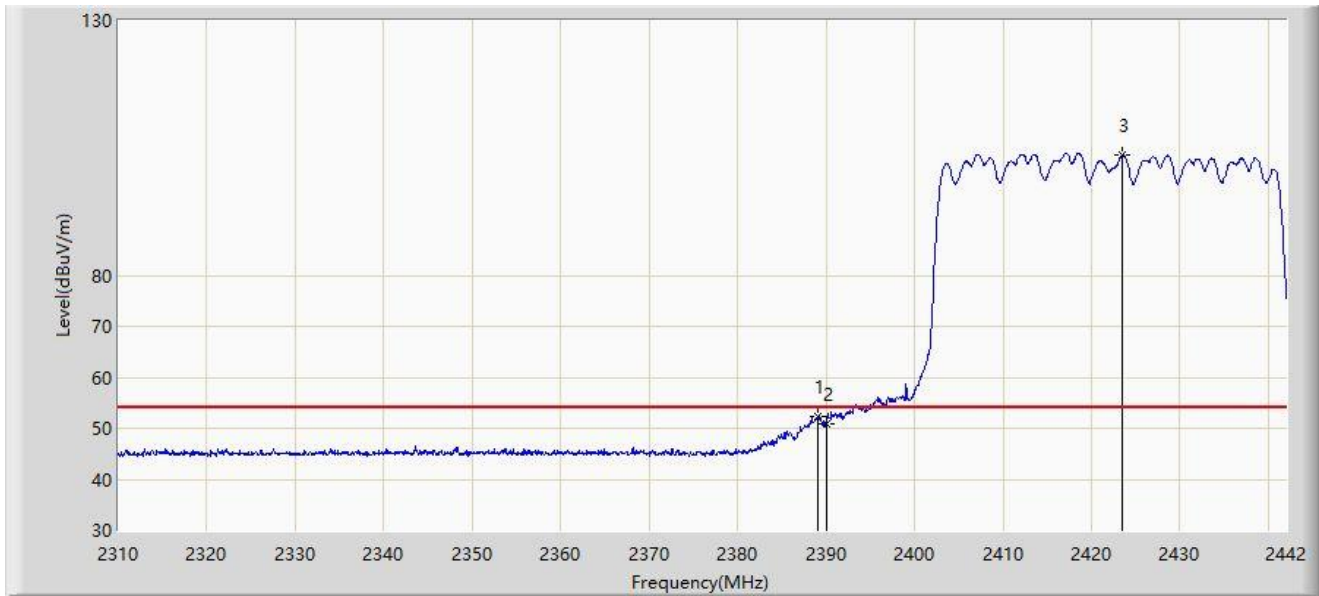
No	Mark	Frequency (MHz)	Measure Level (dB $\mu$ V/m)	Reading Level (dB $\mu$ V)	Margin (dB)	Limit (dB $\mu$ V/m)	Factor (dB/m)	Type
1	*	2389.134	71.291	38.762	-2.709	74.000	32.530	PK
2		2390.000	69.308	36.782	-4.692	74.000	32.527	PK
3		2416.986	114.367	81.916	N/A	N/A	32.451	PK

Note 1: " \* ", means this data is the worst emission level.

Note 2: Measure Level (dB $\mu$ V/m) = Reading Level (dB $\mu$ V) + Factor (dB/m).

Note 3: Factor (dB/m) = Cable Loss (dB) + Antenna Factor (dB/m).

Site: WZ-AC2	Test Date: 2024-05-27
Limit: FCC_2.4G_RE(3m)	Engineer: Bob Zhang
Probe: BBHA9120D_1457_1-18GHz	Polarity: Vertical
EUT: ACCESS POINT	Power: AC 120V/60Hz
Test Mode: Transmit by 802.11be-EHT40 at 2422MHz	



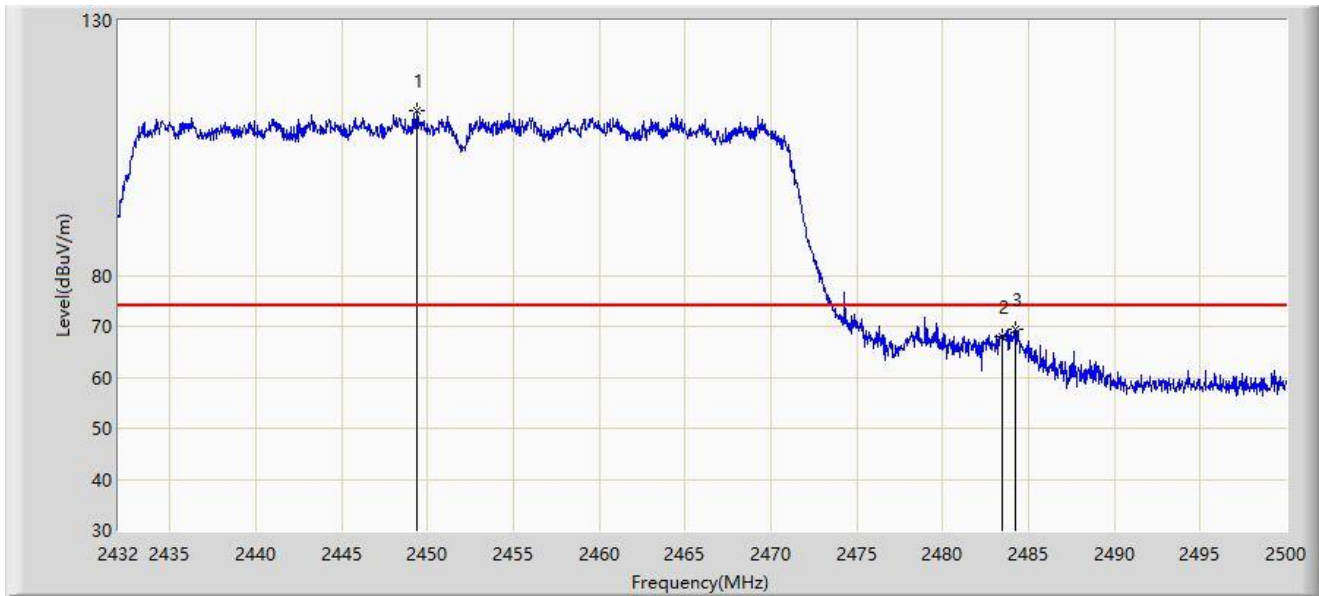
No	Mark	Frequency (MHz)	Measure Level (dB $\mu$ V/m)	Reading Level (dB $\mu$ V)	Margin (dB)	Limit (dB $\mu$ V/m)	Factor (dB/m)	Type
1	*	2389.134	52.378	19.849	-1.622	54.000	32.530	AV
2		2390.000	51.013	18.487	-2.987	54.000	32.527	AV
3		2423.454	103.506	71.072	N/A	N/A	32.434	AV

Note 1: " \* ", means this data is the worst emission level.

Note 2: Measure Level (dB $\mu$ V/m) = Reading Level (dB $\mu$ V) + Factor (dB/m).

Note 3: Factor (dB/m) = Cable Loss (dB) + Antenna Factor (dB/m).

Site: WZ-AC2	Test Date: 2024-05-27
Limit: FCC_2.4G_RE(3m)	Engineer: Bob Zhang
Probe: BBHA9120D_1457_1-18GHz	Polarity: Horizontal
EUT: ACCESS POINT	Power: AC 120V/60Hz
Test Mode: Transmit by 802.11be-EHT40 at 2452MHz	



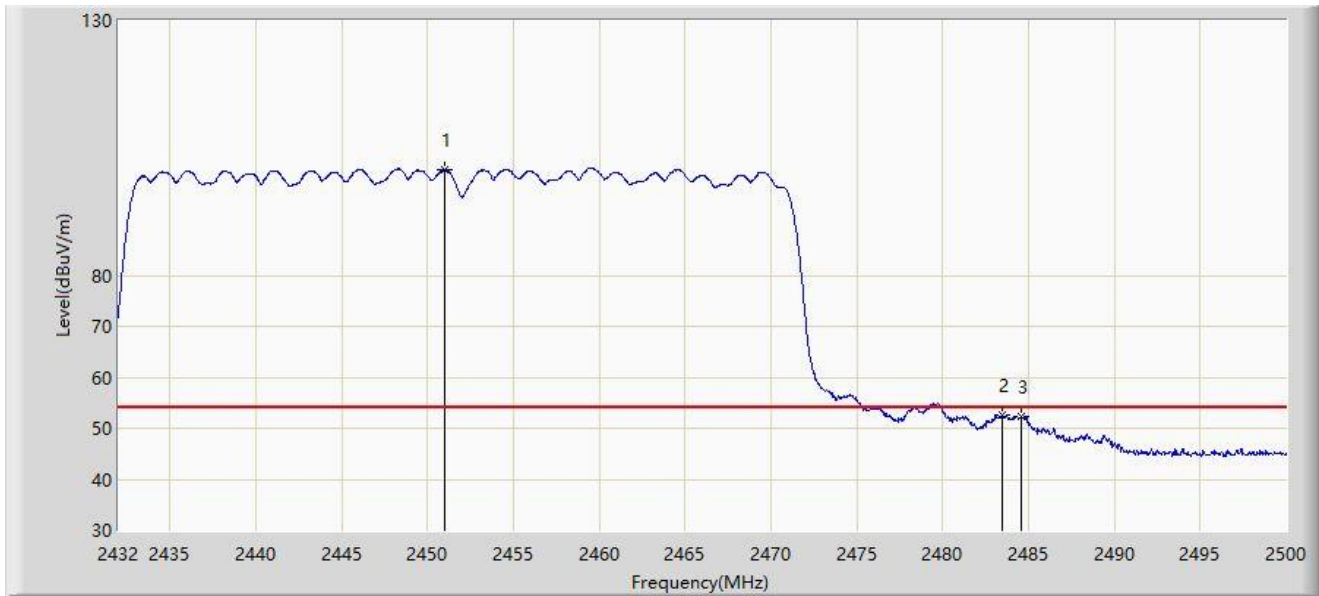
No	Mark	Frequency (MHz)	Measure Level (dB $\mu$ V/m)	Reading Level (dB $\mu$ V)	Margin (dB)	Limit (dB $\mu$ V/m)	Factor (dB/m)	Type
1		2449.408	112.459	80.085	N/A	N/A	32.374	PK
2		2483.500	67.984	35.602	-6.016	74.000	32.382	PK
3	*	2484.258	69.525	37.143	-4.475	74.000	32.382	PK

Note 1: " \* ", means this data is the worst emission level.

Note 2: Measure Level (dB $\mu$ V/m) = Reading Level (dB $\mu$ V) + Factor (dB/m).

Note 3: Factor (dB/m) = Cable Loss (dB) + Antenna Factor (dB/m).

Site: WZ-AC2	Test Date: 2024-05-27
Limit: FCC_2.4G_RE(3m)	Engineer: Bob Zhang
Probe: BBHA9120D_1457_1-18GHz	Polarity: Horizontal
EUT: ACCESS POINT	Power: AC 120V/60Hz
Test Mode: Transmit by 802.11be-EHT40 at 2452MHz	



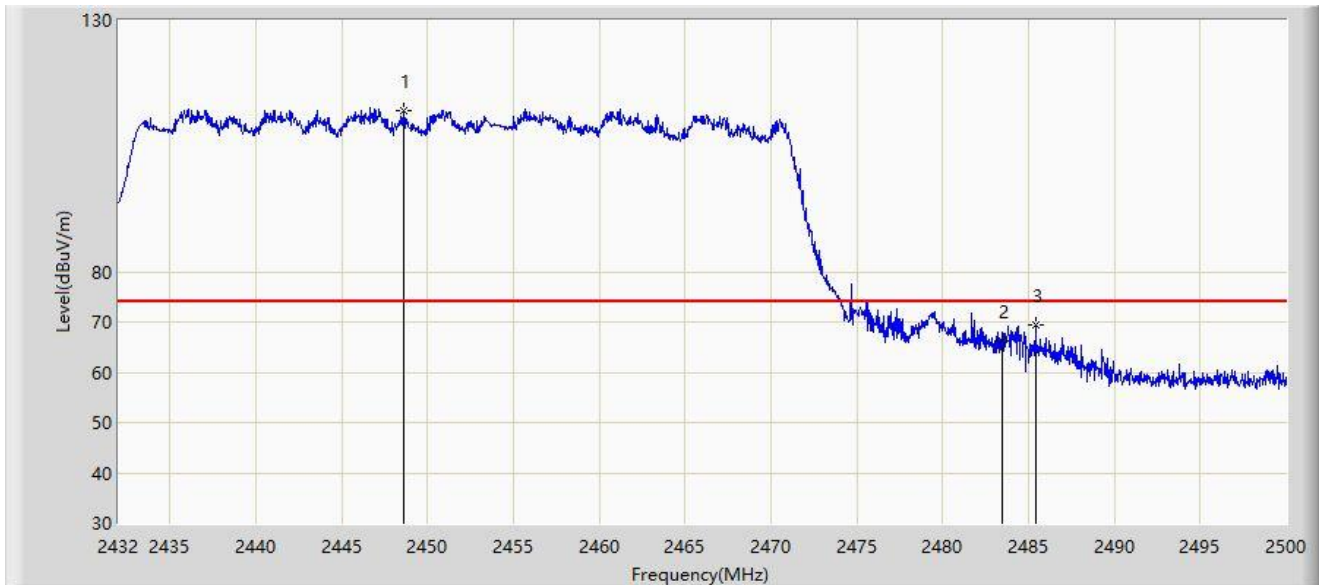
No	Mark	Frequency (MHz)	Measure Level (dB $\mu$ V/m)	Reading Level (dB $\mu$ V)	Margin (dB)	Limit (dB $\mu$ V/m)	Factor (dB/m)	Type
1		2451.006	100.714	68.344	N/A	N/A	32.370	AV
2	*	2483.500	52.525	20.143	-1.475	54.000	32.382	AV
3		2484.564	52.260	19.878	-1.740	54.000	32.381	AV

Note 1: " \* ", means this data is the worst emission level.

Note 2: Measure Level (dB $\mu$ V/m) = Reading Level (dB $\mu$ V) + Factor (dB/m).

Note 3: Factor (dB/m) = Cable Loss (dB) + Antenna Factor (dB/m).

Site: WZ-AC2	Test Date: 2024-05-27
Limit: FCC_2.4G_RE(3m)	Engineer: Bob Zhang
Probe: BBHA9120D_1457_1-18GHz	Polarity: Vertical
EUT: ACCESS POINT	Power: AC 120V/60Hz
Test Mode: Transmit by 802.11be-EHT40 at 2452MHz	



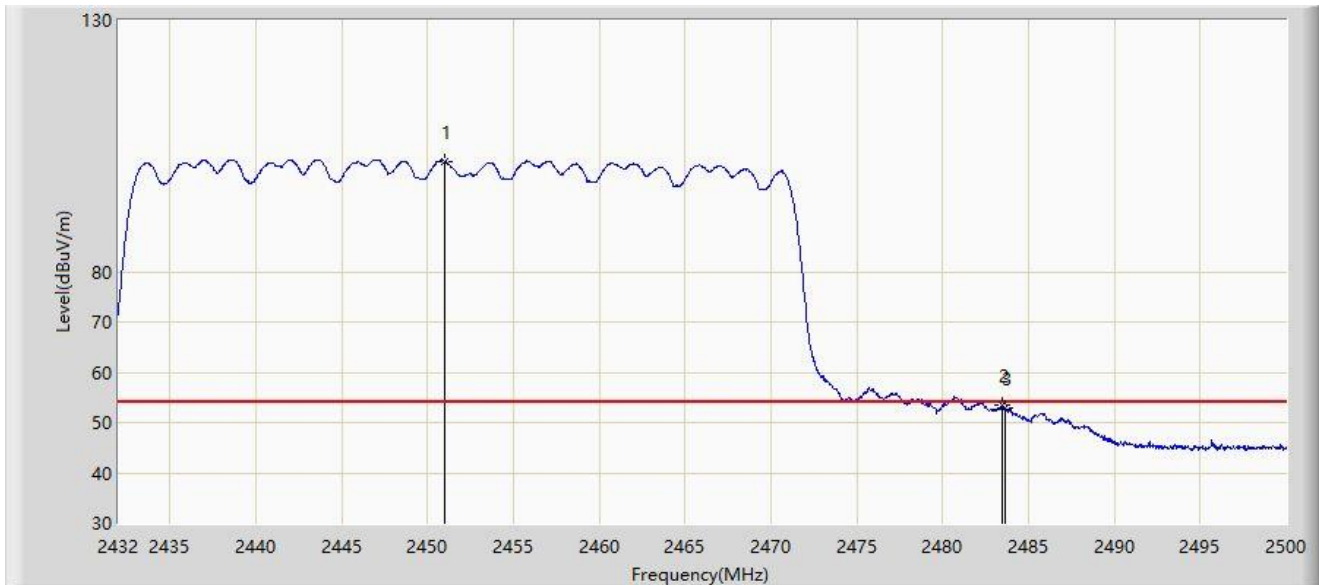
No	Mark	Frequency (MHz)	Measure Level (dB $\mu$ V/m)	Reading Level (dB $\mu$ V)	Margin (dB)	Limit (dB $\mu$ V/m)	Factor (dB/m)	Type
1		2448.626	111.966	79.591	N/A	N/A	32.375	PK
2		2483.500	66.169	33.787	-7.831	74.000	32.382	PK
3	*	2485.414	69.541	37.160	-4.459	74.000	32.382	PK

Note 1: " \* ", means this data is the worst emission level.

Note 2: Measure Level (dB $\mu$ V/m) = Reading Level (dB $\mu$ V) + Factor (dB/m).

Note 3: Factor (dB/m) = Cable Loss (dB) + Antenna Factor (dB/m).

Site: WZ-AC2	Test Date: 2024-05-27
Limit: FCC_2.4G_RE(3m)	Engineer: Bob Zhang
Probe: BBHA9120D_1457_1-18GHz	Polarity: Vertical
EUT: ACCESS POINT	Power: AC 120V/60Hz
Test Mode: Transmit by 802.11be-EHT40 at 2452MHz	



No	Mark	Frequency (MHz)	Measure Level (dB $\mu$ V/m)	Reading Level (dB $\mu$ V)	Margin (dB)	Limit (dB $\mu$ V/m)	Factor (dB/m)	Type
1		2451.040	101.902	69.532	N/A	N/A	32.370	AV
2	*	2483.500	53.440	21.058	-0.560	54.000	32.382	AV
3		2483.680	52.760	20.378	-1.240	54.000	32.382	AV

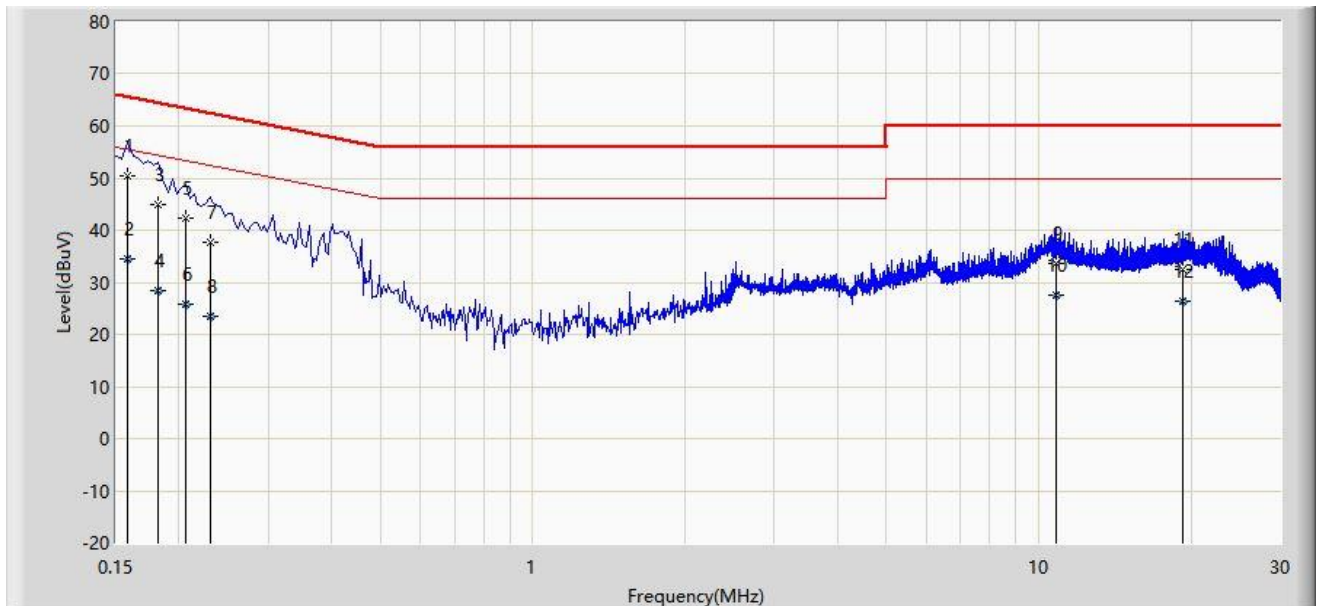
Note 1: " \* ", means this data is the worst emission level.

Note 2: Measure Level (dB $\mu$ V/m) = Reading Level (dB $\mu$ V) + Factor (dB/m).

Note 3: Factor (dB/m) = Cable Loss (dB) + Antenna Factor (dB/m).

**A.8 AC Conducted Emissions Test Result**

Site: WZ-SR2	Test Date: 2024-06-06
Temperature: 24.6°C	Humidity: 60.4%
Limit: FCC_Part15.207_CE_AC Power	Engineer: Linda Wei
Probe: ENV216_101683_Filter Off_C	Polarity: Line
EUT: ACCESS POINT	Power: AC 120V/60Hz
Test Mode: Trnsmitted by 802.11b 2412MHz	



No	Mark	Frequency (MHz)	Measure Level (dBμV)	Reading Level (dBμV)	Margin (dB)	Limit (dBμV)	Factor (dB)	Type
1	*	0.158	50.359	40.541	-15.209	65.568	9.819	QP
2		0.158	34.409	24.591	-21.159	55.568	9.819	AV
3		0.182	44.827	35.010	-19.567	64.394	9.817	QP
4		0.182	28.464	18.648	-25.930	54.394	9.817	AV
5		0.206	42.368	32.549	-20.997	63.365	9.820	QP
6		0.206	25.837	16.017	-27.528	53.365	9.820	AV
7		0.230	37.720	27.895	-24.729	62.450	9.826	QP
8		0.230	23.349	13.523	-29.101	52.450	9.826	AV
9		10.818	33.570	23.181	-26.430	60.000	10.389	QP
10		10.818	27.431	17.041	-22.569	50.000	10.389	AV
11		19.226	32.333	21.387	-27.667	60.000	10.946	QP
12		19.226	26.385	15.440	-23.615	50.000	10.946	AV

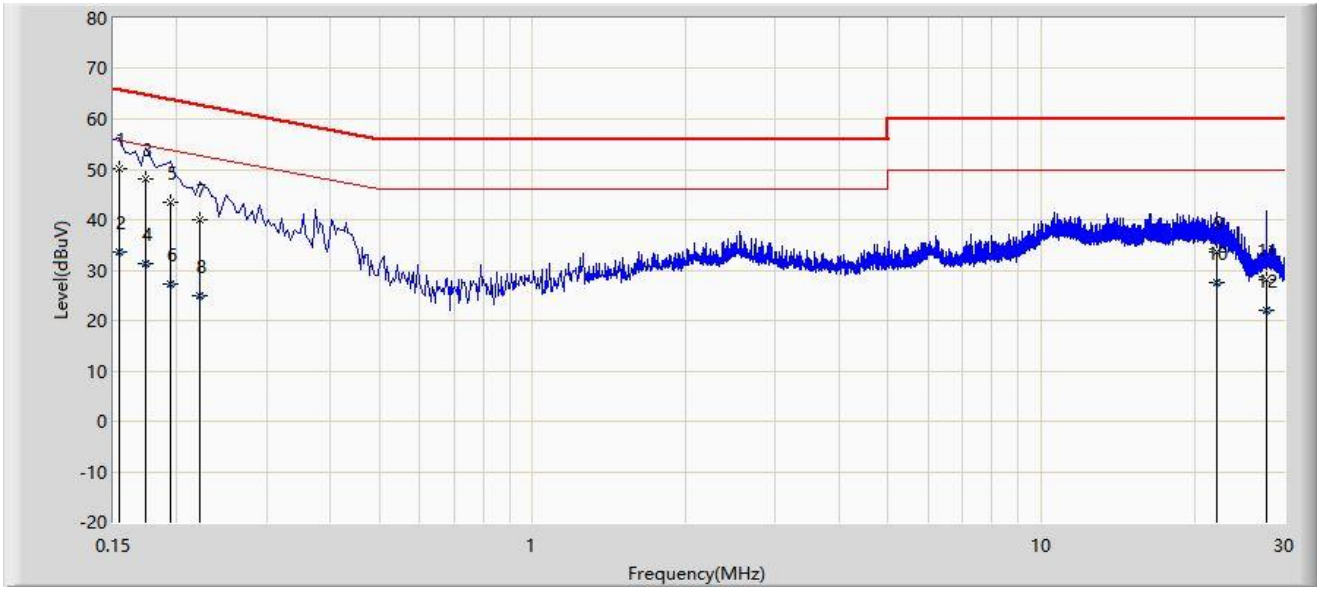
Note 1: " \* ", means this data is the worst emission level.

Note 2: Measure Level (dBμV) = Reading Level (dBμV) + Factor (dB).

Note 3: Factor (dB) = Cable Loss (dB) + LISN Factor (dB).



Site: WZ-SR2	Test Date: 2024-06-06
Temperature: 24.6°C	Humidity: 60.4%
Limit: FCC_Part15.207_CE_AC Power	Engineer: Linda Wei
Probe: ENV216_101683_Filter Off_C	Polarity: Neutral
EUT: ACCESS POINT	Power: AC 120V/60Hz
Test Mode: Trnsmitted by 802.11b 2412MHz	



No	Mark	Frequency (MHz)	Measure Level (dBμV)	Reading Level (dBμV)	Margin (dB)	Limit (dBμV)	Factor (dB)	Type
1	*	0.154	50.013	39.884	-15.768	65.781	10.129	QP
2		0.154	33.735	23.605	-22.047	55.781	10.129	AV
3		0.174	48.010	37.895	-16.757	64.767	10.116	QP
4		0.174	31.237	21.121	-23.530	54.767	10.116	AV
5		0.194	43.578	33.471	-20.285	63.864	10.108	QP
6		0.194	27.372	17.264	-26.492	53.864	10.108	AV
7		0.222	40.000	29.900	-22.744	62.744	10.100	QP
8		0.222	24.803	14.703	-27.941	52.744	10.100	AV
9		22.082	33.548	22.368	-26.452	60.000	11.180	QP
10		22.082	27.539	16.359	-22.461	50.000	11.180	AV
11		27.646	28.157	17.089	-31.843	60.000	11.068	QP
12		27.646	22.044	10.976	-27.956	50.000	11.068	AV

Note 1: " \* ", means this data is the worst emission level.

Note 2: Measure Level (dBμV) = Reading Level (dBμV) + Factor (dB).

Note 3: Factor (dB) = Cable Loss (dB) + LISN Factor (dB).

## **Appendix B – Test Setup Photograph**

Refer to “2403RSU068-UT” file.

## Appendix C – EUT Photograph

Refer to “2403RSU068-UE” file.

\_\_\_\_\_ The End \_\_\_\_\_