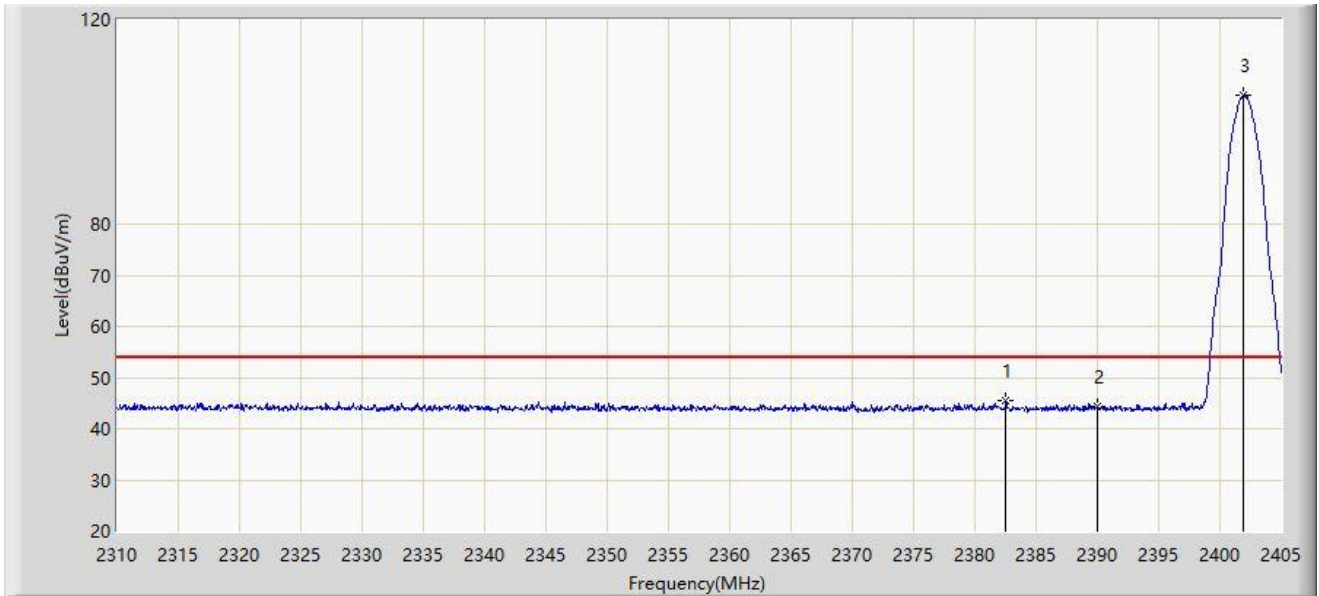


Site: WZ-AC1	Test Date: 2024-01-24
Limit: FCC_2.4G_RE(3m)	Engineer: Carl Jiang
Probe: BBHA9120D_1167_1-18GHz	Polarity: Vertical
EUT: ACCESS POINT	Power: AC 120V/60Hz
Test Mode: Transmit by BLE 2M at 2402MHz	



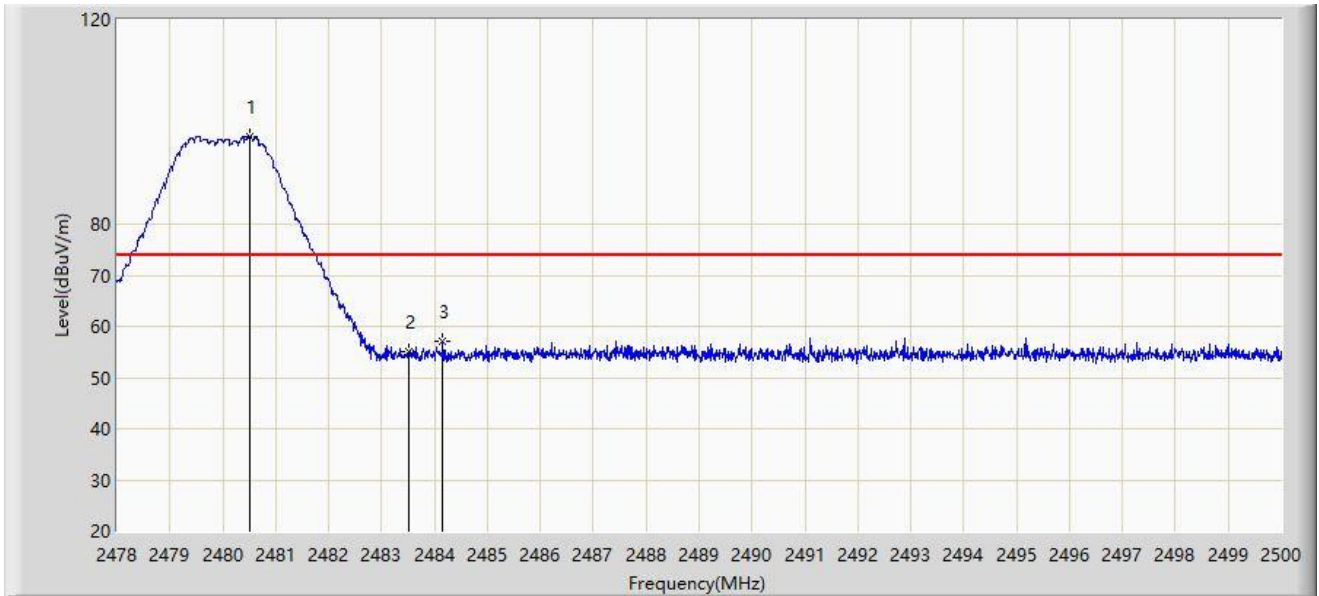
No	Mark	Frequency (MHz)	Measure Level (dB μ V/m)	Reading Level (dB μ V)	Margin (dB)	Limit (dB μ V/m)	Factor (dB/m)	Type
1	*	2382.532	45.420	14.155	-8.580	54.000	31.264	AV
2		2390.000	44.287	13.033	-9.713	54.000	31.254	AV
3		2401.960	105.324	74.066	N/A	N/A	31.258	AV

Note 1: " * ", means this data is the worst emission level.

Note 2: Measure Level (dB μ V/m) = Reading Level (dB μ V) + Factor (dB/m).

Note 3: Factor (dB/m) = Cable Loss (dB) + Antenna Factor (dB/m).

Site: WZ-AC1	Test Date: 2024-01-24
Limit: FCC_2.4G_RE(3m)	Engineer: Carl Jiang
Probe: BBHA9120D_1167_1-18GHz	Polarity: Horizontal
EUT: ACCESS POINT	Power: AC 120V/60Hz
Test Mode: Transmit by BLE 2M at 2480MHz	



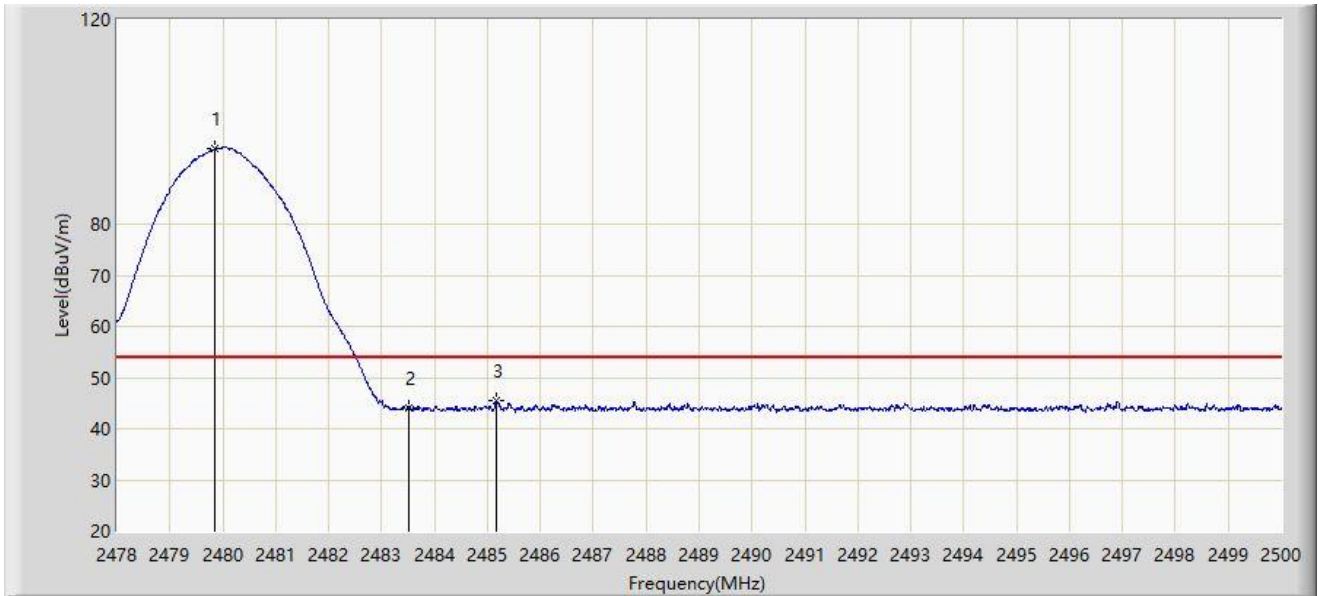
No	Mark	Frequency (MHz)	Measure Level (dB μ V/m)	Reading Level (dB μ V)	Margin (dB)	Limit (dB μ V/m)	Factor (dB/m)	Type
1		2480.497	97.222	65.998	N/A	N/A	31.224	PK
2		2483.500	55.077	23.851	-18.923	74.000	31.226	PK
3	*	2484.160	56.986	25.759	-17.014	74.000	31.227	PK

Note 1: " * ", means this data is the worst emission level.

Note 2: Measure Level (dB μ V/m) = Reading Level (dB μ V) + Factor (dB/m).

Note 3: Factor (dB/m) = Cable Loss (dB) + Antenna Factor (dB/m).

Site: WZ-AC1	Test Date: 2024-01-24
Limit: FCC_2.4G_RE(3m)	Engineer: Carl Jiang
Probe: BBHA9120D_1167_1-18GHz	Polarity: Horizontal
EUT: ACCESS POINT	Power: AC 120V/60Hz
Test Mode: Transmit by BLE 2M at 2480MHz	



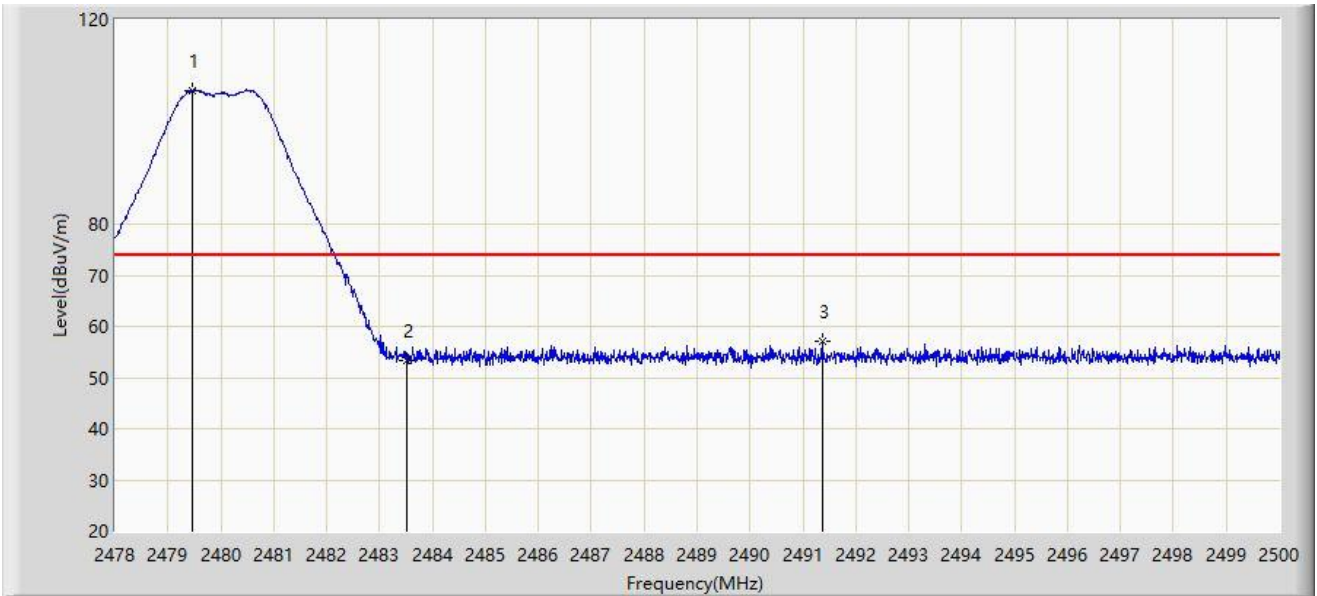
No	Mark	Frequency (MHz)	Measure Level (dB μ V/m)	Reading Level (dB μ V)	Margin (dB)	Limit (dB μ V/m)	Factor (dB/m)	Type
1		2479.848	94.707	63.483	N/A	N/A	31.224	AV
2		2483.500	44.084	12.858	-9.916	54.000	31.226	AV
3	*	2485.161	45.579	14.352	-8.421	54.000	31.227	AV

Note 1: " * ", means this data is the worst emission level.

Note 2: Measure Level (dB μ V/m) = Reading Level (dB μ V) + Factor (dB/m).

Note 3: Factor (dB/m) = Cable Loss (dB) + Antenna Factor (dB/m).

Site: WZ-AC1	Test Date: 2024-01-24
Limit: FCC_2.4G_RE(3m)	Engineer: Carl Jiang
Probe: BBHA9120D_1167_1-18GHz	Polarity: Vertical
EUT: ACCESS POINT	Power: AC 120V/60Hz
Test Mode: Transmit by BLE 2M at 2480MHz	



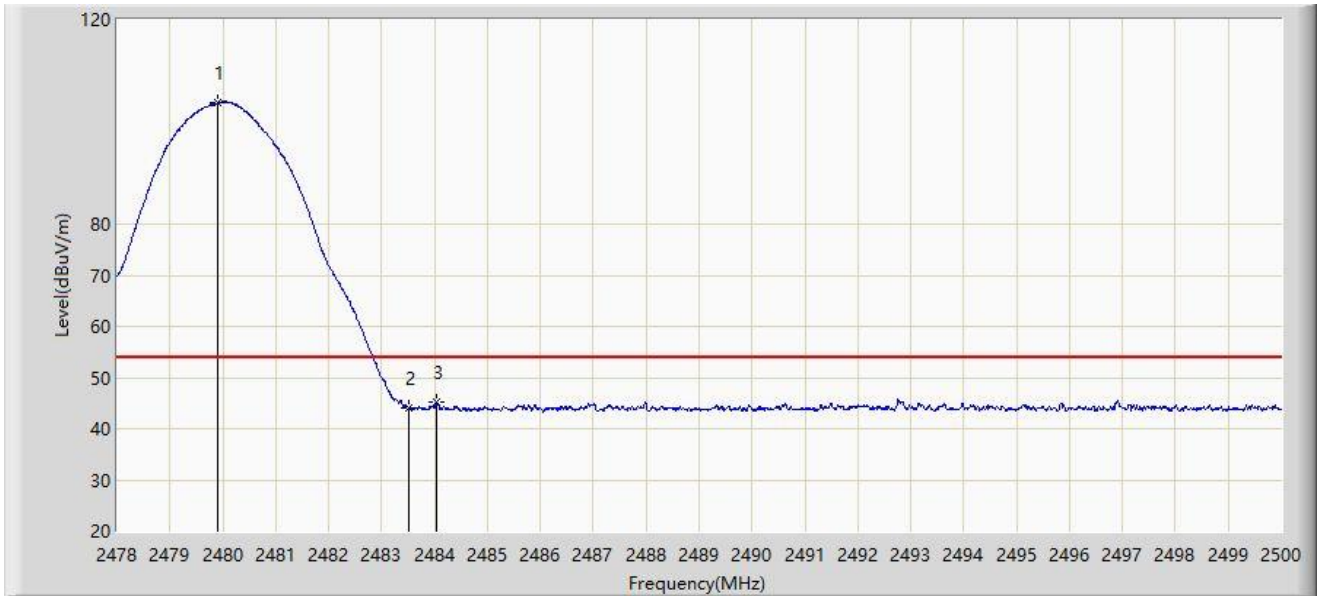
No	Mark	Frequency (MHz)	Measure Level (dB μ V/m)	Reading Level (dB μ V)	Margin (dB)	Limit (dB μ V/m)	Factor (dB/m)	Type
1		2479.474	106.194	74.971	N/A	N/A	31.223	PK
2		2483.500	53.414	22.188	-20.586	74.000	31.226	PK
3	*	2491.365	57.147	25.915	-16.853	74.000	31.232	PK

Note 1: " * ", means this data is the worst emission level.

Note 2: Measure Level (dB μ V/m) = Reading Level (dB μ V) + Factor (dB/m).

Note 3: Factor (dB/m) = Cable Loss (dB) + Antenna Factor (dB/m).

Site: WZ-AC1	Test Date: 2024-01-24
Limit: FCC_2.4G_RE(3m)	Engineer: Carl Jiang
Probe: BBHA9120D_1167_1-18GHz	Polarity: Vertical
EUT: ACCESS POINT	Power: AC 120V/60Hz
Test Mode: Transmit by BLE 2M at 2480MHz	



No	Mark	Frequency (MHz)	Measure Level (dB μ V/m)	Reading Level (dB μ V)	Margin (dB)	Limit (dB μ V/m)	Factor (dB/m)	Type
1		2479.914	103.731	72.507	N/A	N/A	31.224	AV
2		2483.500	44.001	12.775	-9.999	54.000	31.226	AV
3	*	2484.039	45.117	13.890	-8.883	54.000	31.227	AV

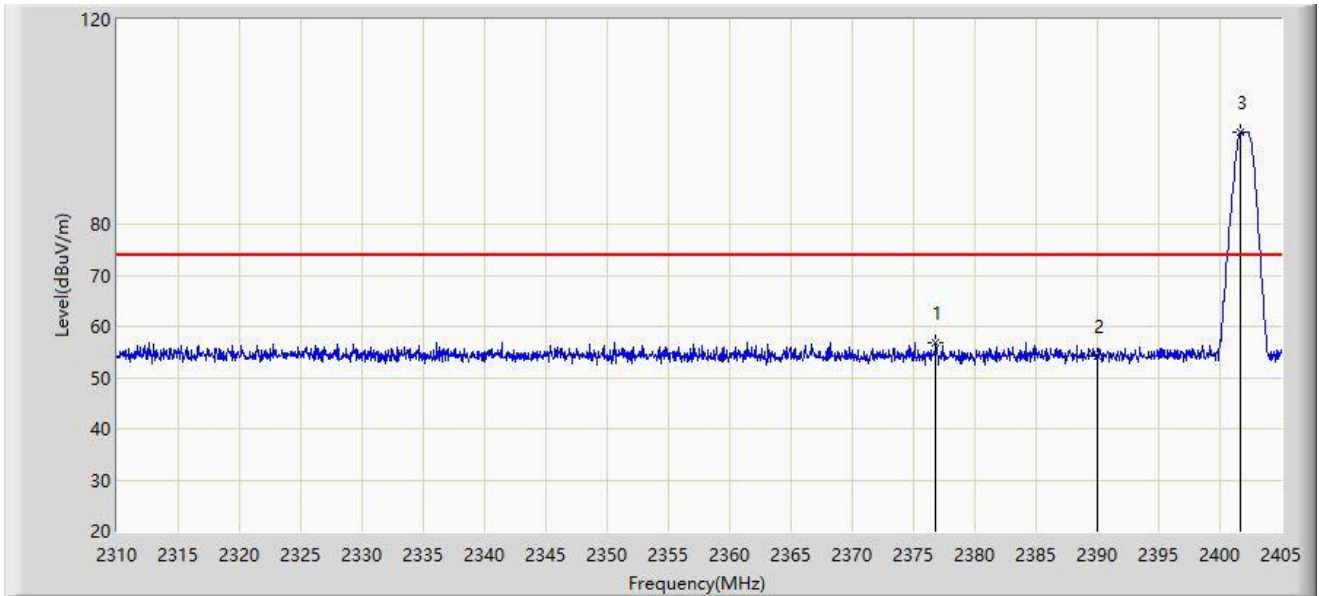
Note 1: " * ", means this data is the worst emission level.

Note 2: Measure Level (dB μ V/m) = Reading Level (dB μ V) + Factor (dB/m).

Note 3: Factor (dB/m) = Cable Loss (dB) + Antenna Factor (dB/m).

Mode 3 – Filter 8#

Site: WZ-AC1	Test Date: 2024-01-24
Limit: FCC_2.4G_RE(3m)	Engineer: Carl Jiang
Probe: BBHA9120D_1167_1-18GHz	Polarity: Horizontal
EUT: ACCESS POINT	Power: AC 120V/60Hz
Test Mode: Transmit by BLE 1M at 2402MHz	



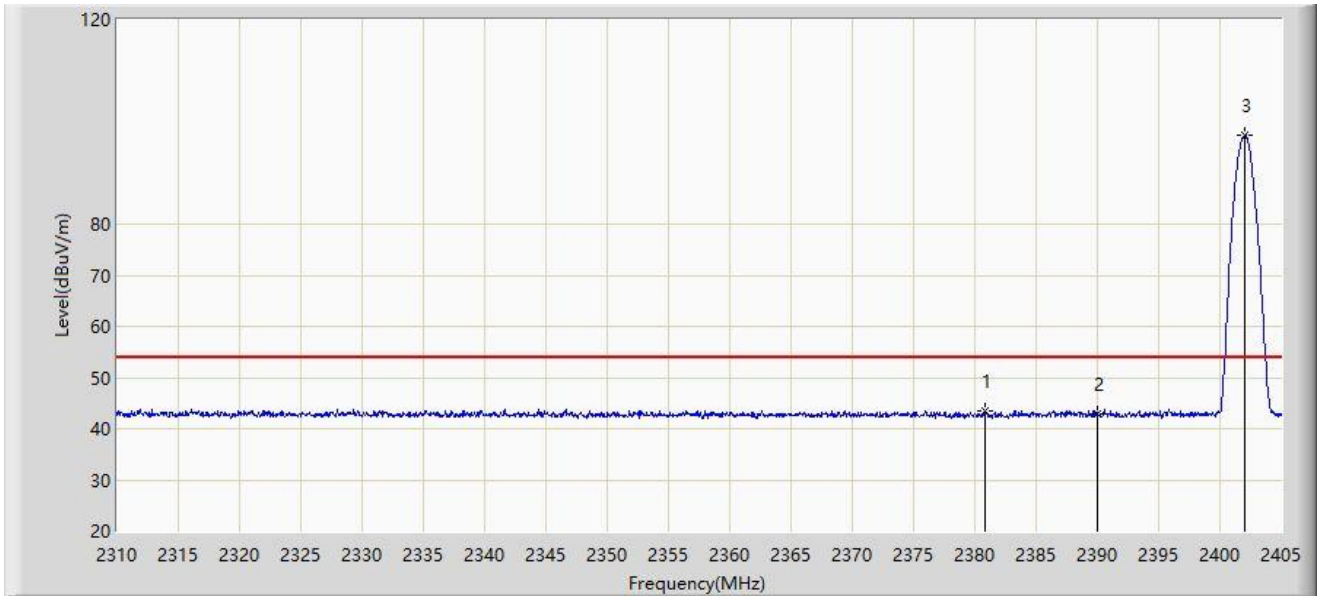
No	Mark	Frequency (MHz)	Measure Level (dB μ V/m)	Reading Level (dB μ V)	Margin (dB)	Limit (dB μ V/m)	Factor (dB/m)	Type
1	*	2376.833	56.909	25.622	-17.091	74.000	31.287	PK
2		2390.000	54.257	23.003	-19.743	74.000	31.254	PK
3		2401.675	97.857	66.599	N/A	N/A	31.258	PK

Note 1: " * ", means this data is the worst emission level.

Note 2: Measure Level (dB μ V/m) = Reading Level (dB μ V) + Factor (dB/m).

Note 3: Factor (dB/m) = Cable Loss (dB) + Antenna Factor (dB/m).

Site: WZ-AC1	Test Date: 2024-01-24
Limit: FCC_2.4G_RE(3m)	Engineer: Carl Jiang
Probe: BBHA9120D_1167_1-18GHz	Polarity: Horizontal
EUT: ACCESS POINT	Power: AC 120V/60Hz
Test Mode: Transmit by BLE 1M at 2402MHz	



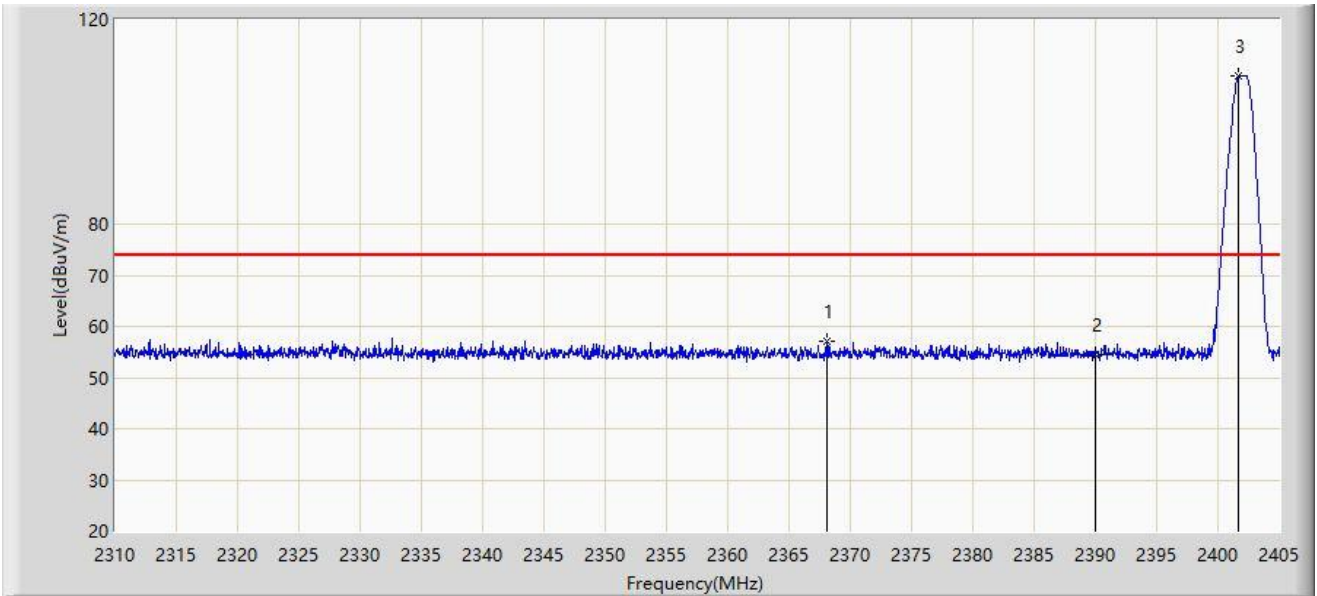
No	Mark	Frequency (MHz)	Measure Level (dB μ V/m)	Reading Level (dB μ V)	Margin (dB)	Limit (dB μ V/m)	Factor (dB/m)	Type
1	*	2380.775	43.340	12.068	-10.660	54.000	31.272	AV
2		2390.000	42.798	11.544	-11.202	54.000	31.254	AV
3		2402.008	97.261	66.003	N/A	N/A	31.258	AV

Note 1: " * ", means this data is the worst emission level.

Note 2: Measure Level (dB μ V/m) = Reading Level (dB μ V) + Factor (dB/m).

Note 3: Factor (dB/m) = Cable Loss (dB) + Antenna Factor (dB/m).

Site: WZ-AC1	Test Date: 2024-01-24
Limit: FCC_2.4G_RE(3m)	Engineer: Carl Jiang
Probe: BBHA9120D_1167_1-18GHz	Polarity: Vertical
EUT: ACCESS POINT	Power: AC 120V/60Hz
Test Mode: Transmit by BLE 1M at 2402MHz	



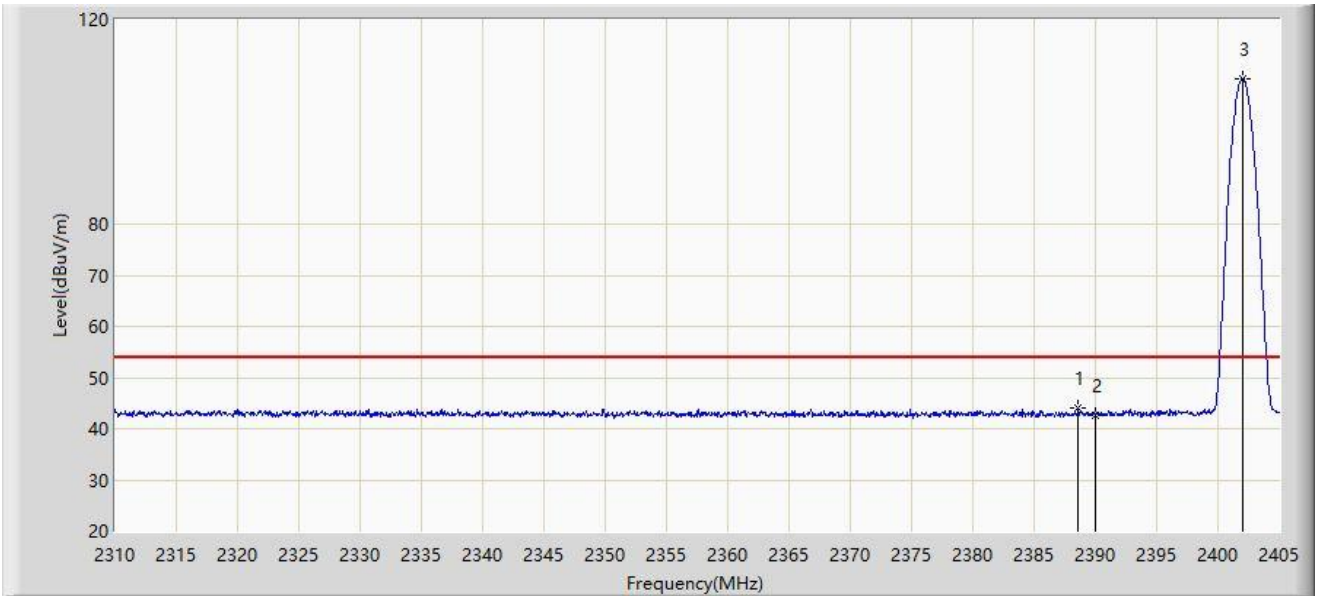
No	Mark	Frequency (MHz)	Measure Level (dB μ V/m)	Reading Level (dB μ V)	Margin (dB)	Limit (dB μ V/m)	Factor (dB/m)	Type
1	*	2368.045	57.123	25.807	-16.877	74.000	31.316	PK
2		2390.000	54.632	23.378	-19.368	74.000	31.254	PK
3		2401.675	109.010	77.752	N/A	N/A	31.258	PK

Note 1: " * ", means this data is the worst emission level.

Note 2: Measure Level (dB μ V/m) = Reading Level (dB μ V) + Factor (dB/m).

Note 3: Factor (dB/m) = Cable Loss (dB) + Antenna Factor (dB/m).

Site: WZ-AC1	Test Date: 2024-01-24
Limit: FCC_2.4G_RE(3m)	Engineer: Carl Jiang
Probe: BBHA9120D_1167_1-18GHz	Polarity: Vertical
EUT: ACCESS POINT	Power: AC 120V/60Hz
Test Mode: Transmit by BLE 1M at 2402MHz	



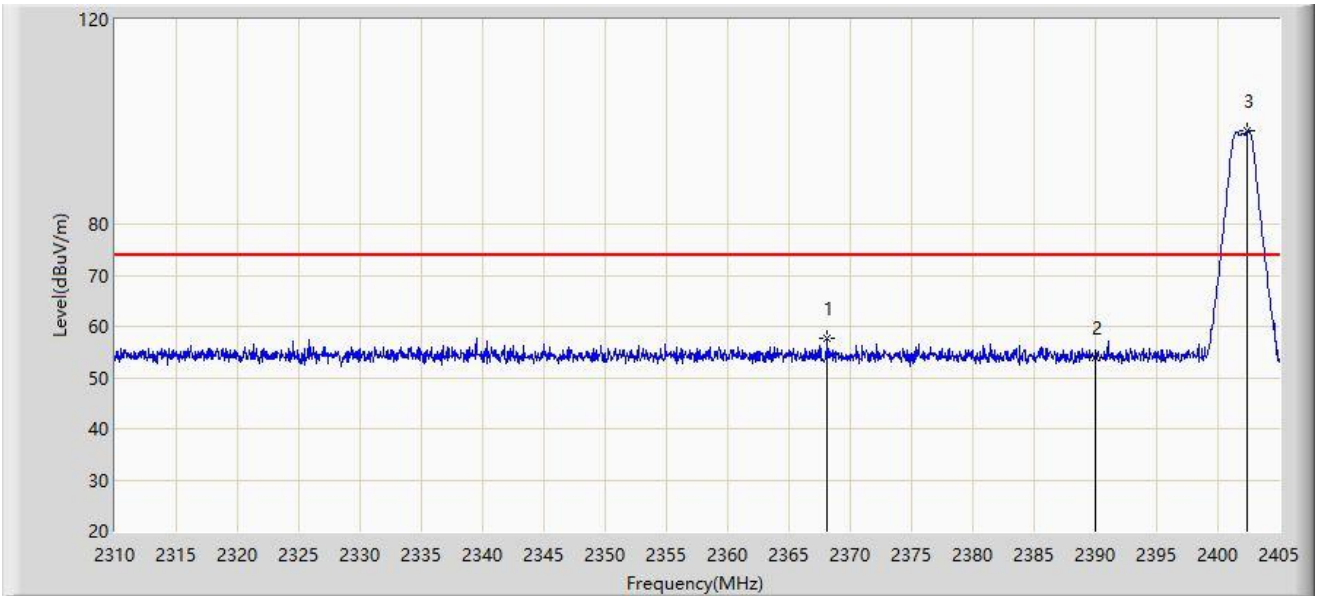
No	Mark	Frequency (MHz)	Measure Level (dBμV/m)	Reading Level (dBμV)	Margin (dB)	Limit (dBμV/m)	Factor (dB/m)	Type
1	*	2388.565	43.976	12.721	-10.024	54.000	31.255	AV
2		2390.000	42.655	11.401	-11.345	54.000	31.254	AV
3		2402.008	108.363	77.105	N/A	N/A	31.258	AV

Note 1: " * ", means this data is the worst emission level.

Note 2: Measure Level (dBμV/m) = Reading Level (dBμV) + Factor (dB/m).

Note 3: Factor (dB/m) = Cable Loss (dB) + Antenna Factor (dB/m).

Site: WZ-AC1	Test Date: 2024-01-24
Limit: FCC_2.4G_RE(3m)	Engineer: Carl Jiang
Probe: BBHA9120D_1167_1-18GHz	Polarity: Horizontal
EUT: ACCESS POINT	Power: AC 120V/60Hz
Test Mode: Transmit by BLE 2M at 2402MHz	



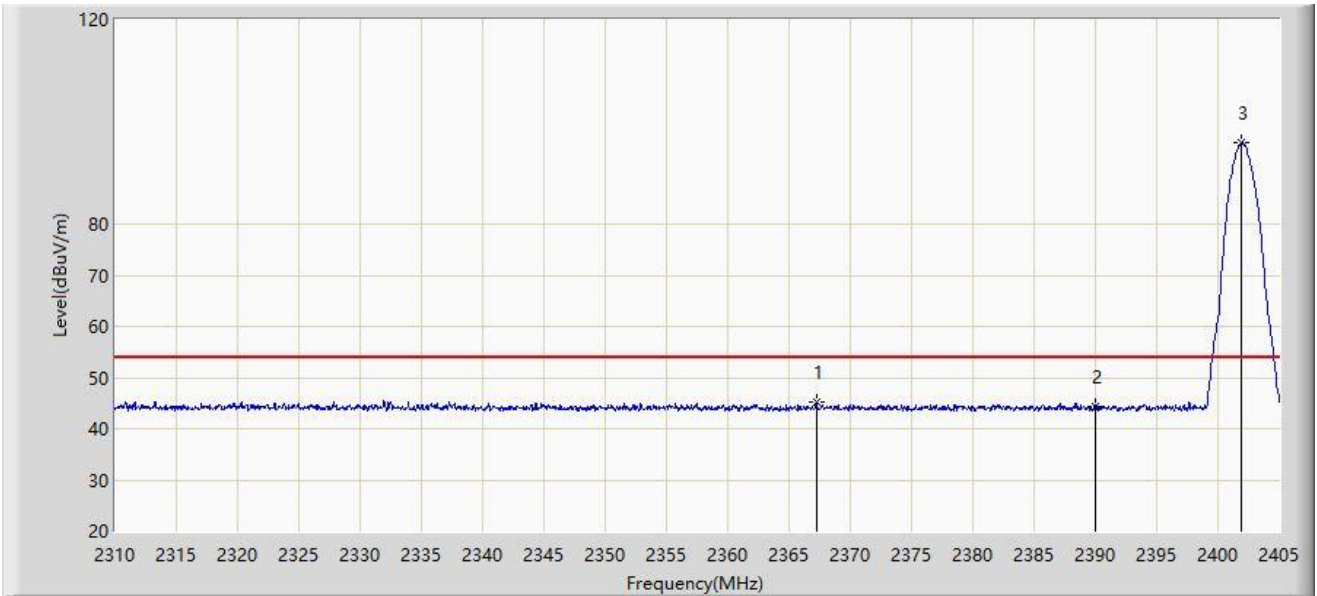
No	Mark	Frequency (MHz)	Measure Level (dB μ V/m)	Reading Level (dB μ V)	Margin (dB)	Limit (dB μ V/m)	Factor (dB/m)	Type
1	*	2368.140	57.824	26.508	-16.176	74.000	31.316	PK
2		2390.000	53.772	22.518	-20.228	74.000	31.254	PK
3		2402.435	98.171	66.913	N/A	N/A	31.258	PK

Note 1: " * ", means this data is the worst emission level.

Note 2: Measure Level (dB μ V/m) = Reading Level (dB μ V) + Factor (dB/m).

Note 3: Factor (dB/m) = Cable Loss (dB) + Antenna Factor (dB/m).

Site: WZ-AC1	Test Date: 2024-01-24
Limit: FCC_2.4G_RE(3m)	Engineer: Carl Jiang
Probe: BBHA9120D_1167_1-18GHz	Polarity: Horizontal
EUT: ACCESS POINT	Power: AC 120V/60Hz
Test Mode: Transmit by BLE 2M at 2402MHz	



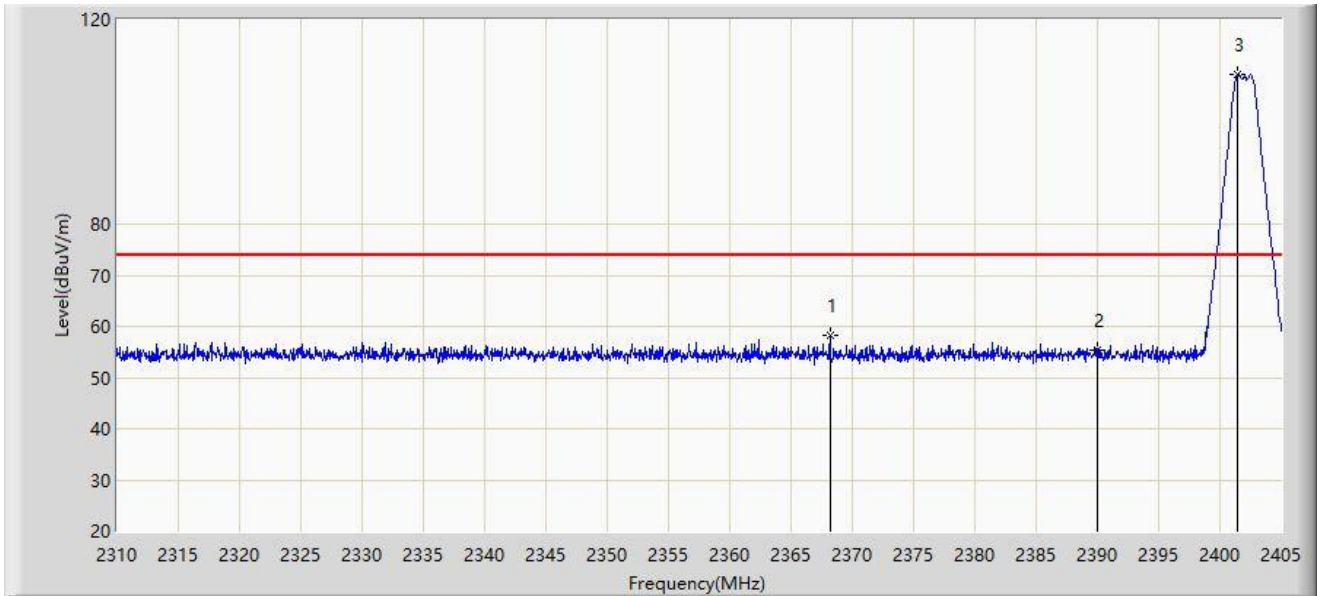
No	Mark	Frequency (MHz)	Measure Level (dB μ V/m)	Reading Level (dB μ V)	Margin (dB)	Limit (dB μ V/m)	Factor (dB/m)	Type
1	*	2367.238	45.085	13.766	-8.915	54.000	31.319	AV
2		2390.000	44.455	13.201	-9.545	54.000	31.254	AV
3		2401.960	95.962	64.704	N/A	N/A	31.258	AV

Note 1: " * ", means this data is the worst emission level.

Note 2: Measure Level (dB μ V/m) = Reading Level (dB μ V) + Factor (dB/m).

Note 3: Factor (dB/m) = Cable Loss (dB) + Antenna Factor (dB/m).

Site: WZ-AC1	Test Date: 2024-01-24
Limit: FCC_2.4G_RE(3m)	Engineer: Carl Jiang
Probe: BBHA9120D_1167_1-18GHz	Polarity: Vertical
EUT: ACCESS POINT	Power: AC 120V/60Hz
Test Mode: Transmit by BLE 2M at 2402MHz	



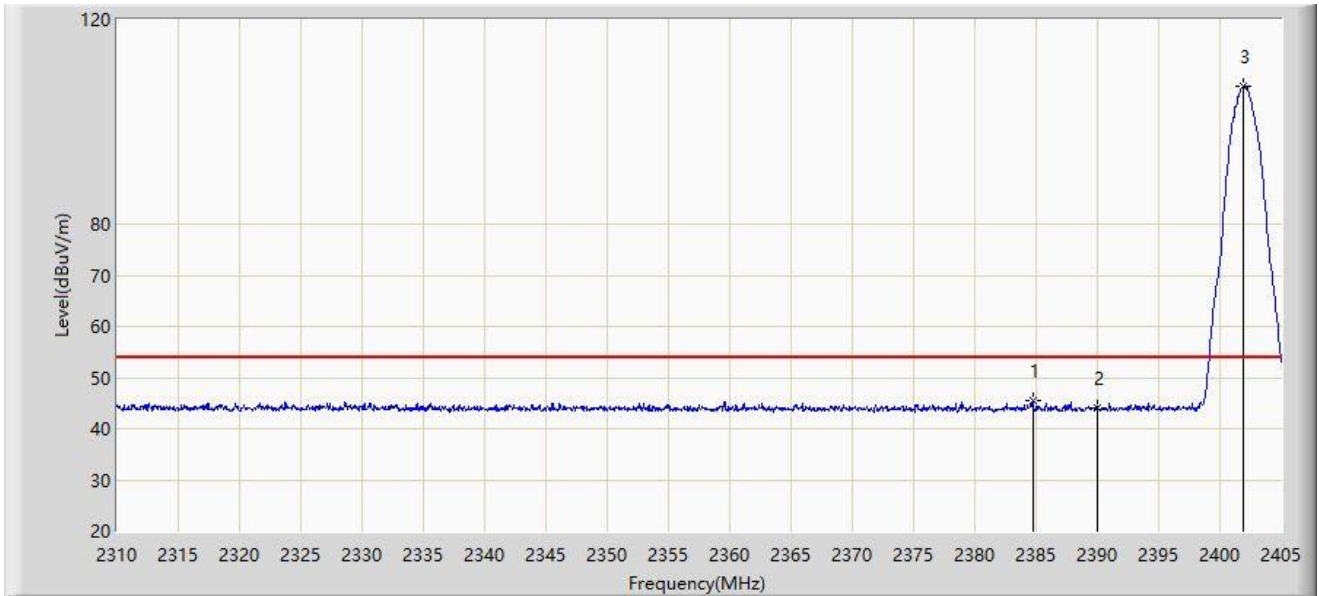
No	Mark	Frequency (MHz)	Measure Level (dB μ V/m)	Reading Level (dB μ V)	Margin (dB)	Limit (dB μ V/m)	Factor (dB/m)	Type
1	*	2368.187	58.343	27.027	-15.657	74.000	31.316	PK
2		2390.000	55.496	24.242	-18.504	74.000	31.254	PK
3		2401.485	109.306	78.048	N/A	N/A	31.258	PK

Note 1: " * ", means this data is the worst emission level.

Note 2: Measure Level (dB μ V/m) = Reading Level (dB μ V) + Factor (dB/m).

Note 3: Factor (dB/m) = Cable Loss (dB) + Antenna Factor (dB/m).

Site: WZ-AC1	Test Date: 2024-01-24
Limit: FCC_2.4G_RE(3m)	Engineer: Carl Jiang
Probe: BBHA9120D_1167_1-18GHz	Polarity: Vertical
EUT: ACCESS POINT	Power: AC 120V/60Hz
Test Mode: Transmit by BLE 2M at 2402MHz	



No	Mark	Frequency (MHz)	Measure Level (dB μ V/m)	Reading Level (dB μ V)	Margin (dB)	Limit (dB μ V/m)	Factor (dB/m)	Type
1	*	2384.718	45.501	14.243	-8.499	54.000	31.258	AV
2		2390.000	43.986	12.732	-10.014	54.000	31.254	AV
3		2401.865	106.882	75.624	N/A	N/A	31.258	AV

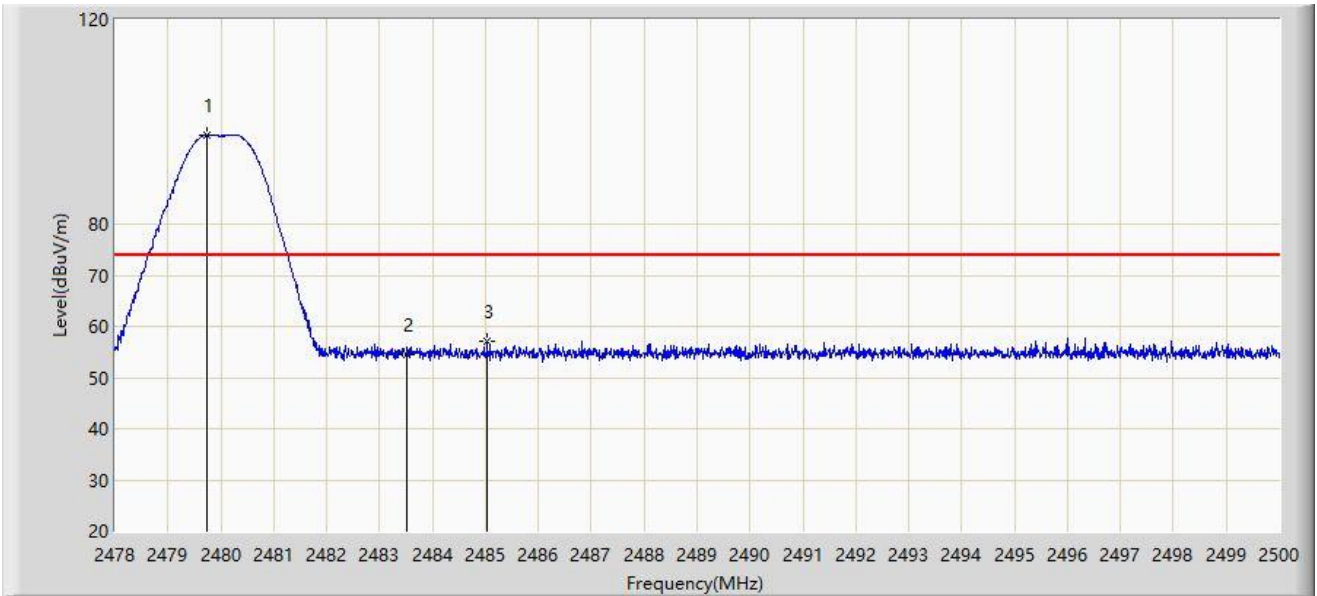
Note 1: " * ", means this data is the worst emission level.

Note 2: Measure Level (dB μ V/m) = Reading Level (dB μ V) + Factor (dB/m).

Note 3: Factor (dB/m) = Cable Loss (dB) + Antenna Factor (dB/m).

Mode 3 – Filter 9#

Site: WZ-AC1	Test Date: 2024-01-24
Limit: FCC_2.4G_RE(3m)	Engineer: Carl Jiang
Probe: BBHA9120D_1167_1-18GHz	Polarity: Horizontal
EUT: ACCESS POINT	Power: AC 120V/60Hz
Test Mode: Transmit by BLE 1M at 2480MHz	



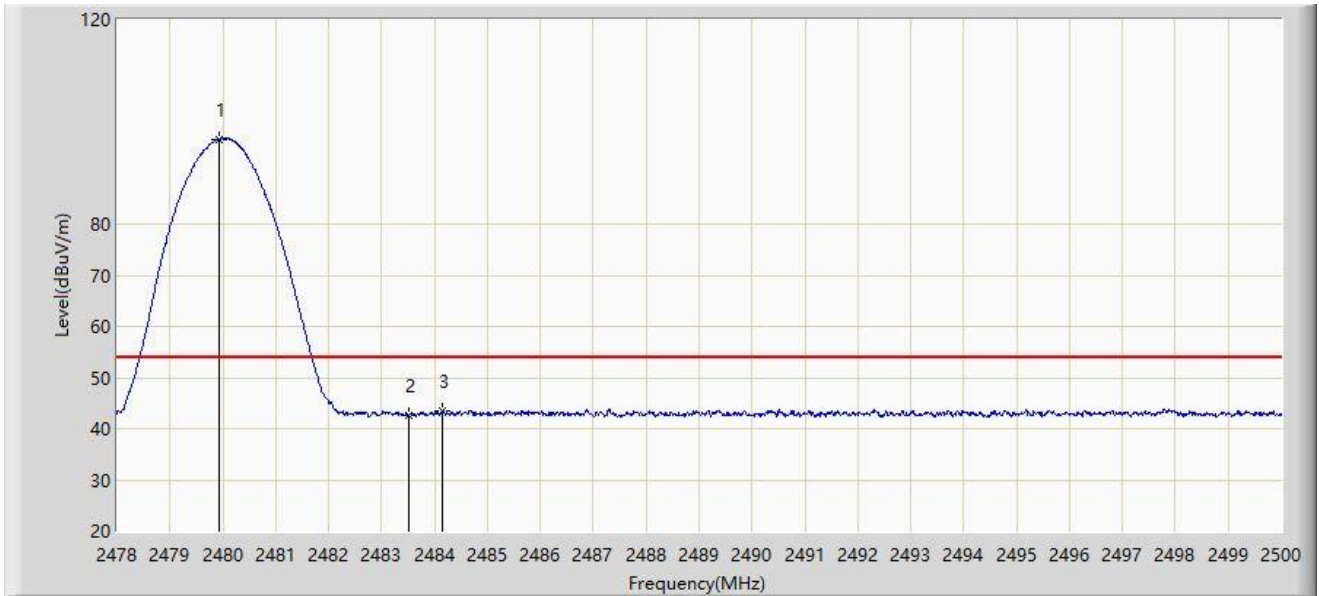
No	Mark	Frequency (MHz)	Measure Level (dB μ V/m)	Reading Level (dB μ V)	Margin (dB)	Limit (dB μ V/m)	Factor (dB/m)	Type
1		2479.738	97.501	66.278	N/A	N/A	31.223	PK
2		2483.500	54.575	23.349	-19.425	74.000	31.226	PK
3	*	2485.029	57.043	25.816	-16.957	74.000	31.227	PK

Note 1: " * ", means this data is the worst emission level.

Note 2: Measure Level (dB μ V/m) = Reading Level (dB μ V) + Factor (dB/m).

Note 3: Factor (dB/m) = Cable Loss (dB) + Antenna Factor (dB/m).

Site: WZ-AC1	Test Date: 2024-01-24
Limit: FCC_2.4G_RE(3m)	Engineer: Carl Jiang
Probe: BBHA9120D_1167_1-18GHz	Polarity: Horizontal
EUT: ACCESS POINT	Power: AC 120V/60Hz
Test Mode: Transmit by BLE 1M at 2480MHz	



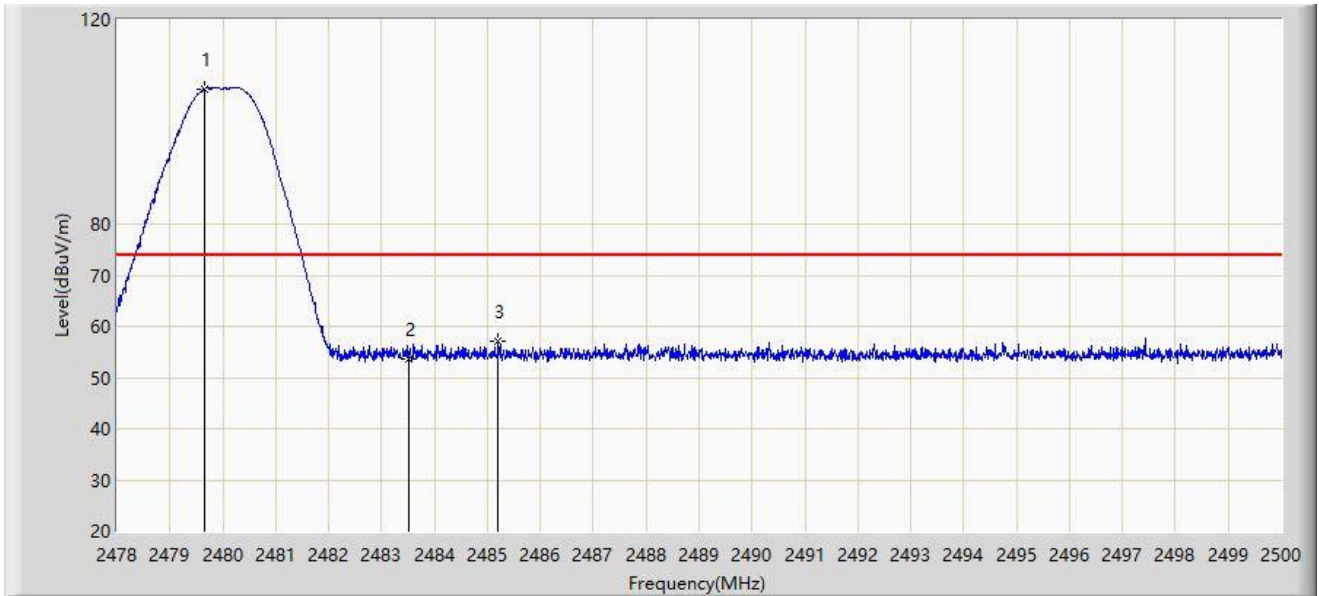
No	Mark	Frequency (MHz)	Measure Level (dBμV/m)	Reading Level (dBμV)	Margin (dB)	Limit (dBμV/m)	Factor (dB/m)	Type
1		2479.925	96.583	65.359	N/A	N/A	31.224	AV
2		2483.500	42.645	11.419	-11.355	54.000	31.226	AV
3	*	2484.160	43.602	12.375	-10.398	54.000	31.227	AV

Note 1: " * ", means this data is the worst emission level.

Note 2: Measure Level (dBμV/m) = Reading Level (dBμV) + Factor (dB/m).

Note 3: Factor (dB/m) = Cable Loss (dB) + Antenna Factor (dB/m).

Site: WZ-AC1	Test Date: 2024-01-24
Limit: FCC_2.4G_RE(3m)	Engineer: Carl Jiang
Probe: BBHA9120D_1167_1-18GHz	Polarity: Vertical
EUT: ACCESS POINT	Power: AC 120V/60Hz
Test Mode: Transmit by BLE 1M at 2480MHz	



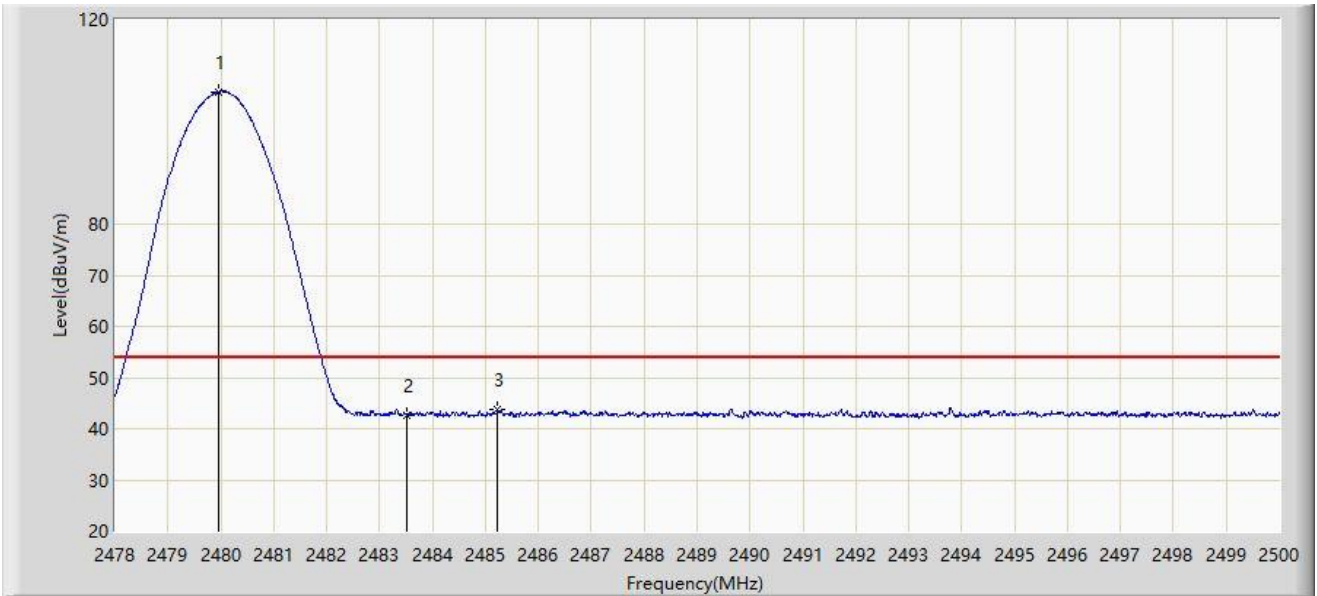
No	Mark	Frequency (MHz)	Measure Level (dBμV/m)	Reading Level (dBμV)	Margin (dB)	Limit (dBμV/m)	Factor (dB/m)	Type
1		2479.661	106.495	75.272	N/A	N/A	31.223	PK
2		2483.500	53.483	22.257	-20.517	74.000	31.226	PK
3	*	2485.194	57.006	25.779	-16.994	74.000	31.227	PK

Note 1: " * ", means this data is the worst emission level.

Note 2: Measure Level (dBμV/m) = Reading Level (dBμV) + Factor (dB/m).

Note 3: Factor (dB/m) = Cable Loss (dB) + Antenna Factor (dB/m).

Site: WZ-AC1	Test Date: 2024-01-24
Limit: FCC_2.4G_RE(3m)	Engineer: Carl Jiang
Probe: BBHA9120D_1167_1-18GHz	Polarity: Vertical
EUT: ACCESS POINT	Power: AC 120V/60Hz
Test Mode: Transmit by BLE 1M at 2480MHz	



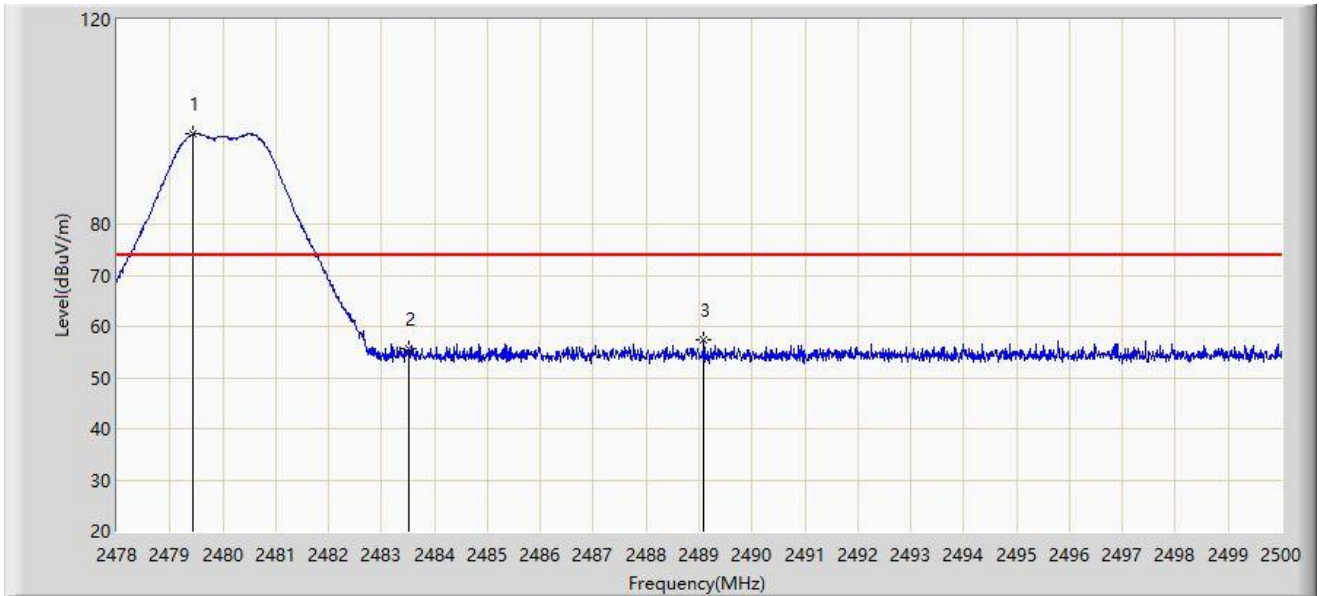
No	Mark	Frequency (MHz)	Measure Level (dB μ V/m)	Reading Level (dB μ V)	Margin (dB)	Limit (dB μ V/m)	Factor (dB/m)	Type
1		2479.969	105.877	74.653	N/A	N/A	31.224	AV
2		2483.500	42.603	11.377	-11.397	54.000	31.226	AV
3	*	2485.227	43.672	12.445	-10.328	54.000	31.227	AV

Note 1: " * ", means this data is the worst emission level.

Note 2: Measure Level (dB μ V/m) = Reading Level (dB μ V) + Factor (dB/m).

Note 3: Factor (dB/m) = Cable Loss (dB) + Antenna Factor (dB/m).

Site: WZ-AC1	Test Date: 2024-01-24
Limit: FCC_2.4G_RE(3m)	Engineer: Carl Jiang
Probe: BBHA9120D_1167_1-18GHz	Polarity: Horizontal
EUT: ACCESS POINT	Power: AC 120V/60Hz
Test Mode: Transmit by BLE 2M at 2480MHz	



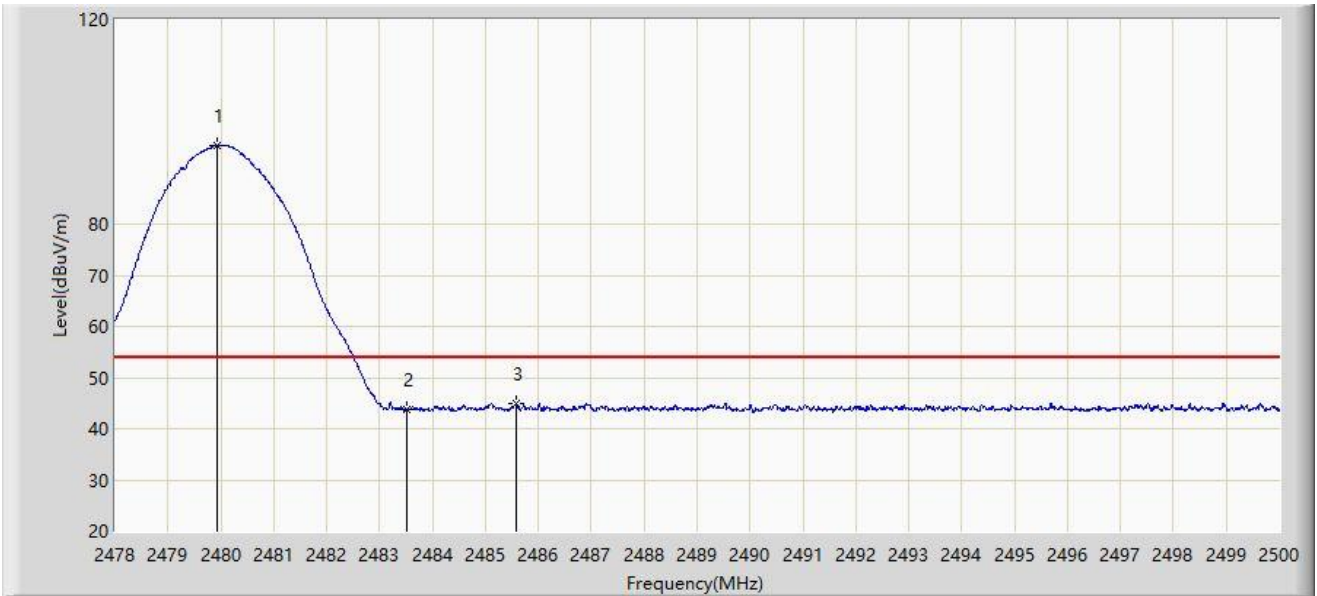
No	Mark	Frequency (MHz)	Measure Level (dBμV/m)	Reading Level (dBμV)	Margin (dB)	Limit (dBμV/m)	Factor (dB/m)	Type
1		2479.441	97.573	66.350	N/A	N/A	31.223	PK
2		2483.500	55.667	24.441	-18.333	74.000	31.226	PK
3	*	2489.088	57.285	26.055	-16.715	74.000	31.230	PK

Note 1: " * ", means this data is the worst emission level.

Note 2: Measure Level (dBμV/m) = Reading Level (dBμV) + Factor (dB/m).

Note 3: Factor (dB/m) = Cable Loss (dB) + Antenna Factor (dB/m).

Site: WZ-AC1	Test Date: 2024-01-24
Limit: FCC_2.4G_RE(3m)	Engineer: Carl Jiang
Probe: BBHA9120D_1167_1-18GHz	Polarity: Horizontal
EUT: ACCESS POINT	Power: AC 120V/60Hz
Test Mode: Transmit by BLE 2M at 2480MHz	



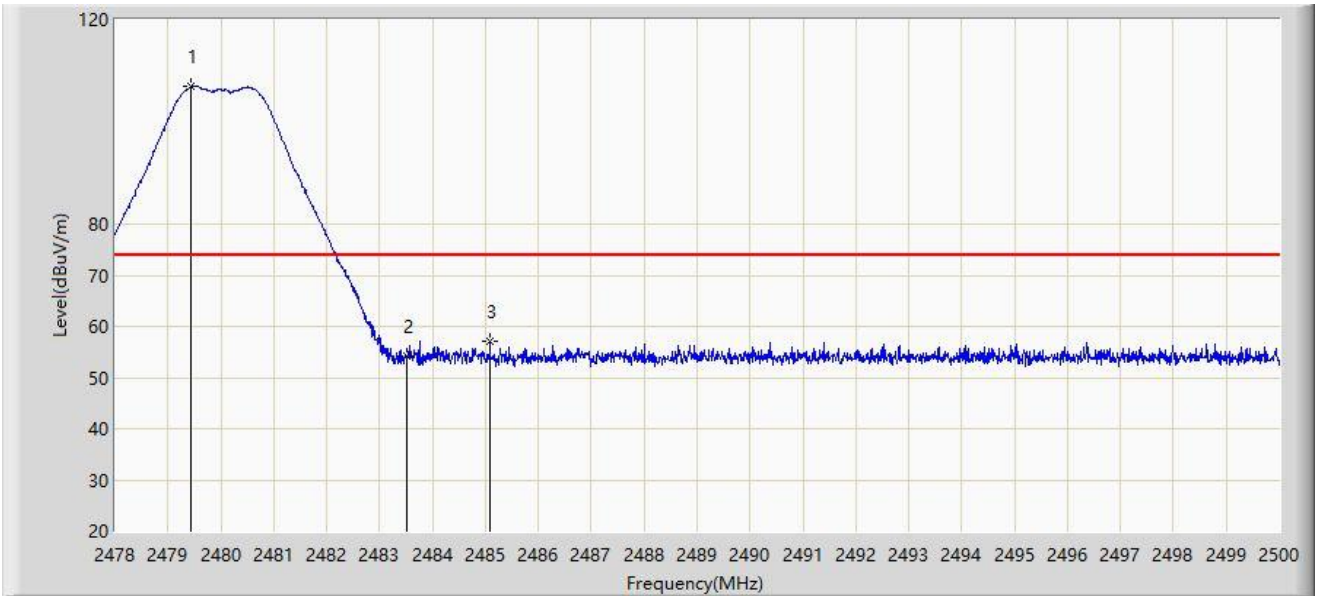
No	Mark	Frequency (MHz)	Measure Level (dBμV/m)	Reading Level (dBμV)	Margin (dB)	Limit (dBμV/m)	Factor (dB/m)	Type
1		2479.925	95.364	64.140	N/A	N/A	31.224	AV
2		2483.500	43.725	12.499	-10.275	54.000	31.226	AV
3	*	2485.590	44.786	13.558	-9.214	54.000	31.228	AV

Note 1: " * ", means this data is the worst emission level.

Note 2: Measure Level (dBμV/m) = Reading Level (dBμV) + Factor (dB/m).

Note 3: Factor (dB/m) = Cable Loss (dB) + Antenna Factor (dB/m).

Site: WZ-AC1	Test Date: 2024-01-24
Limit: FCC_2.4G_RE(3m)	Engineer: Carl Jiang
Probe: BBHA9120D_1167_1-18GHz	Polarity: Vertical
EUT: ACCESS POINT	Power: AC 120V/60Hz
Test Mode: Transmit by BLE 2M at 2480MHz	



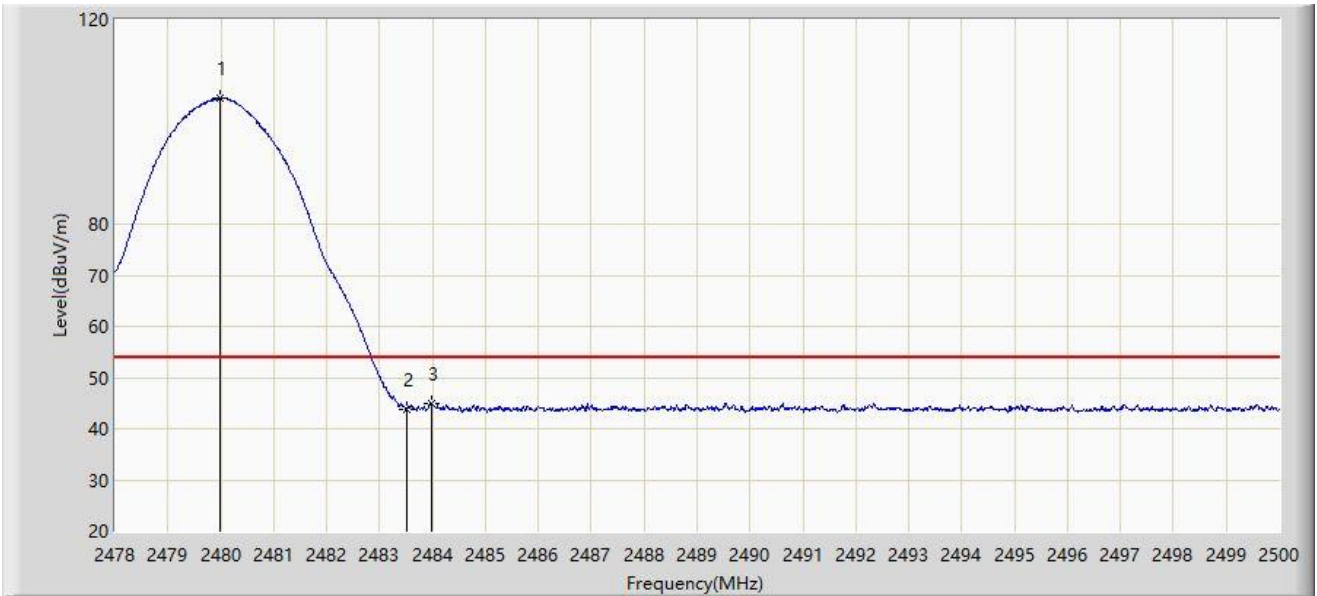
No	Mark	Frequency (MHz)	Measure Level (dBμV/m)	Reading Level (dBμV)	Margin (dB)	Limit (dBμV/m)	Factor (dB/m)	Type
1		2479.441	106.822	75.599	N/A	N/A	31.223	PK
2		2483.500	54.308	23.082	-19.692	74.000	31.226	PK
3	*	2485.084	57.176	25.949	-16.824	74.000	31.227	PK

Note 1: " * ", means this data is the worst emission level.

Note 2: Measure Level (dBμV/m) = Reading Level (dBμV) + Factor (dB/m).

Note 3: Factor (dB/m) = Cable Loss (dB) + Antenna Factor (dB/m).

Site: WZ-AC1	Test Date: 2024-01-24
Limit: FCC_2.4G_RE(3m)	Engineer: Carl Jiang
Probe: BBHA9120D_1167_1-18GHz	Polarity: Vertical
EUT: ACCESS POINT	Power: AC 120V/60Hz
Test Mode: Transmit by BLE 2M at 2480MHz	



No	Mark	Frequency (MHz)	Measure Level (dB μ V/m)	Reading Level (dB μ V)	Margin (dB)	Limit (dB μ V/m)	Factor (dB/m)	Type
1		2479.991	104.632	73.408	N/A	N/A	31.224	AV
2		2483.500	43.901	12.675	-10.099	54.000	31.226	AV
3	*	2483.973	44.798	13.571	-9.202	54.000	31.227	AV

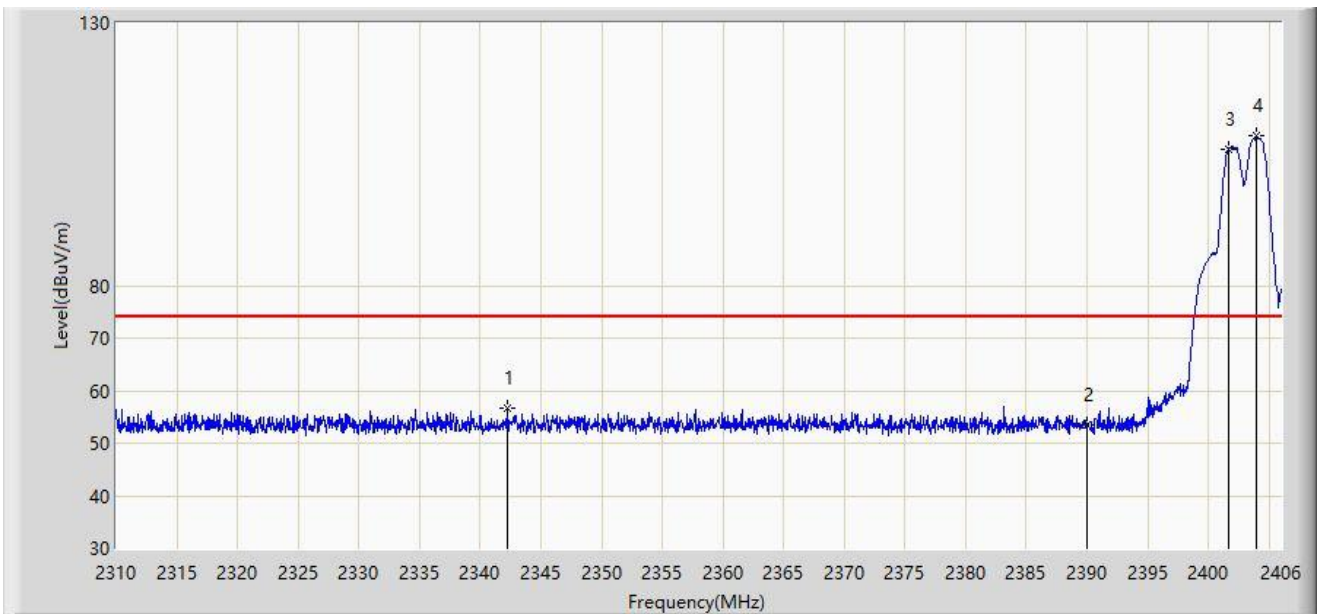
Note 1: " * ", means this data is the worst emission level.

Note 2: Measure Level (dB μ V/m) = Reading Level (dB μ V) + Factor (dB/m).

Note 3: Factor (dB/m) = Cable Loss (dB) + Antenna Factor (dB/m).

Mode 4 – Same power value of two radios:

Site: WZ-AC2	Test Date: 2024-05-23
Limit: FCC_2.4G_RE(3m)	Engineer: Carl Jiang
Probe: BBHA9120D_1457_1-18GHz	Polarity: Horizontal
EUT: ACCESS POINT	Power: AC 120V/60Hz
Test Mode: Transmit at Ant 6 - Filter 1# - 2402MHz Ant 8 - Filter 4# - 2404MHz	



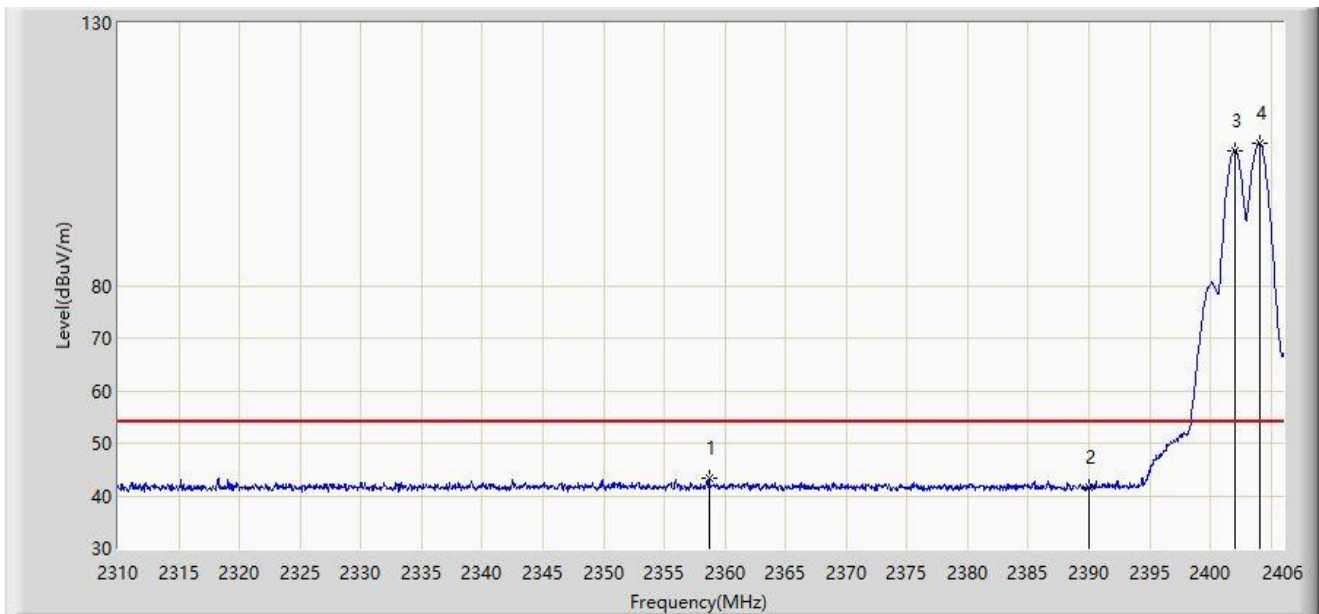
No	Mark	Frequency (MHz)	Measure Level (dBμV/m)	Reading Level (dBμV)	Margin (dB)	Limit (dBμV/m)	Factor (dB/m)	Type
1		2342.256	56.523	23.748	-17.477	74.000	32.776	PK
2		2390.000	53.502	20.976	-20.498	74.000	32.527	PK
3	*	2401.632	105.941	73.452	N/A	N/A	32.489	PK
4		2403.984	108.463	75.980	N/A	N/A	32.484	PK

Note 1: " * ", means this data is the worst emission level.

Note 2: Measure Level (dBμV/m) = Reading Level (dBμV) + Factor (dB/m).

Note 3: Factor (dB/m) = Cable Loss (dB) + Antenna Factor (dB/m).

Site: WZ-AC2	Test Date: 2024-05-23
Limit: FCC_2.4G_RE(3m)	Engineer: Carl Jiang
Probe: BBHA9120D_1457_1-18GHz	Polarity: Horizontal
EUT: ACCESS POINT	Power: AC 120V/60Hz
Test Mode: Transmit at Ant 6 - Filter 1# - 2402MHz Ant 8 - Filter 4# - 2404MHz	



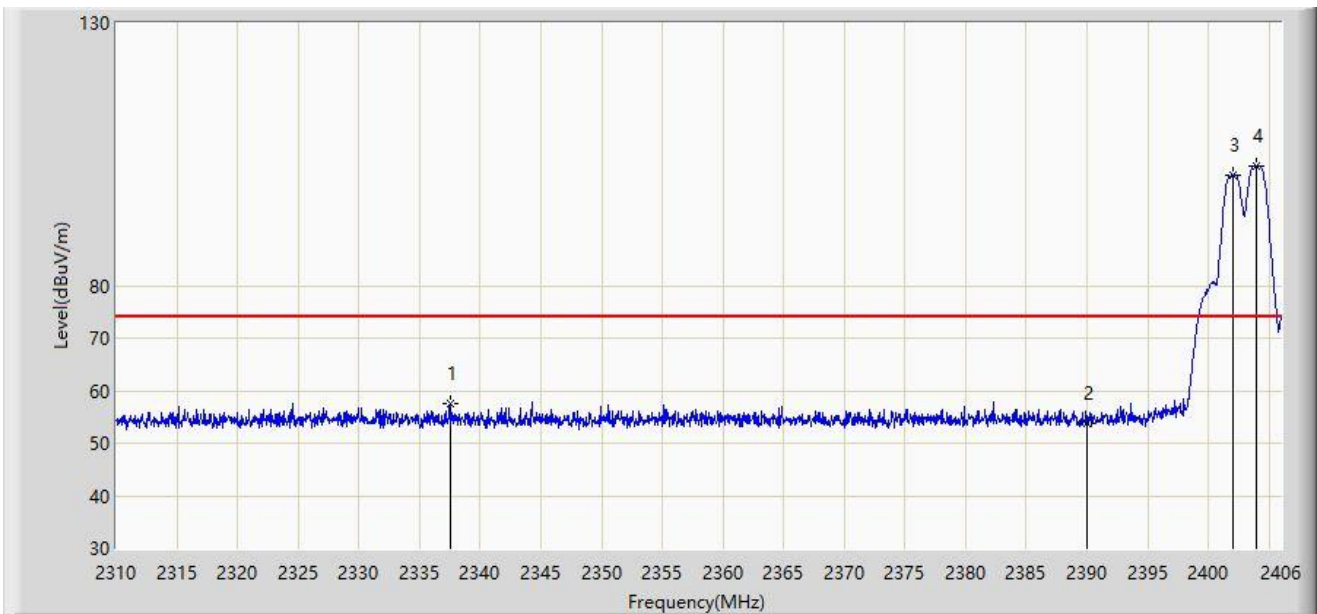
No	Mark	Frequency (MHz)	Measure Level (dBμV/m)	Reading Level (dBμV)	Margin (dB)	Limit (dBμV/m)	Factor (dB/m)	Type
1		2358.672	43.390	10.681	-10.610	54.000	32.709	AV
2		2390.000	41.521	8.995	-12.479	54.000	32.527	AV
3	*	2402.064	105.519	73.031	N/A	N/A	32.488	AV
4		2404.032	107.082	74.599	N/A	N/A	32.483	AV

Note 1: " * ", means this data is the worst emission level.

Note 2: Measure Level (dBμV/m) = Reading Level (dBμV) + Factor (dB/m).

Note 3: Factor (dB/m) = Cable Loss (dB) + Antenna Factor (dB/m).

Site: WZ-AC2	Test Date: 2024-05-23
Limit: FCC_2.4G_RE(3m)	Engineer: Carl Jiang
Probe: BBHA9120D_1457_1-18GHz	Polarity: Vertical
EUT: ACCESS POINT	Power: AC 120V/60Hz
Test Mode: Transmit at Ant 6 - Filter 1# - 2402MHz Ant 8 - Filter 4# - 2404MHz	



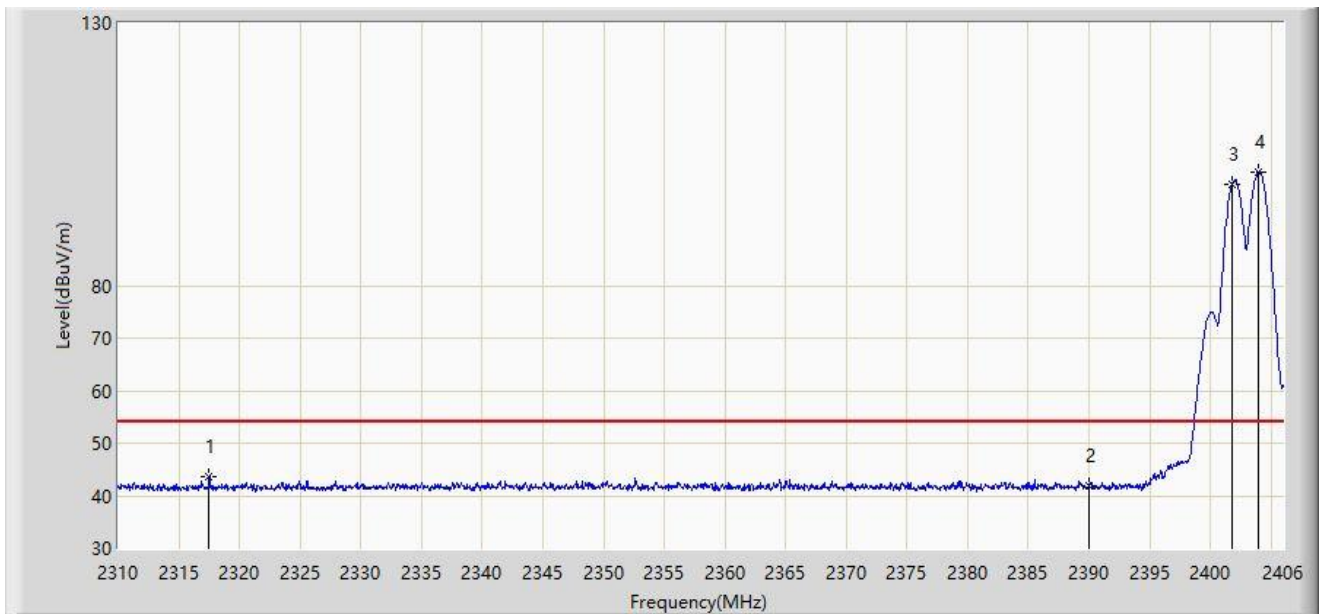
No	Mark	Frequency (MHz)	Measure Level (dB μ V/m)	Reading Level (dB μ V)	Margin (dB)	Limit (dB μ V/m)	Factor (dB/m)	Type
1		2337.504	57.547	24.775	-16.453	74.000	32.772	PK
2		2390.000	53.722	21.196	-20.278	74.000	32.527	PK
3	*	2402.016	100.979	68.491	N/A	N/A	32.488	PK
4		2403.984	102.859	70.376	N/A	N/A	32.484	PK

Note 1: " * ", means this data is the worst emission level.

Note 2: Measure Level (dB μ V/m) = Reading Level (dB μ V) + Factor (dB/m).

Note 3: Factor (dB/m) = Cable Loss (dB) + Antenna Factor (dB/m).

Site: WZ-AC2	Test Date: 2024-05-23
Limit: FCC_2.4G_RE(3m)	Engineer: Carl Jiang
Probe: BBHA9120D_1457_1-18GHz	Polarity: Vertical
EUT: ACCESS POINT	Power: AC 120V/60Hz
Test Mode: Transmit at Ant 6 - Filter 1# - 2402MHz Ant 8 - Filter 4# - 2404MHz	



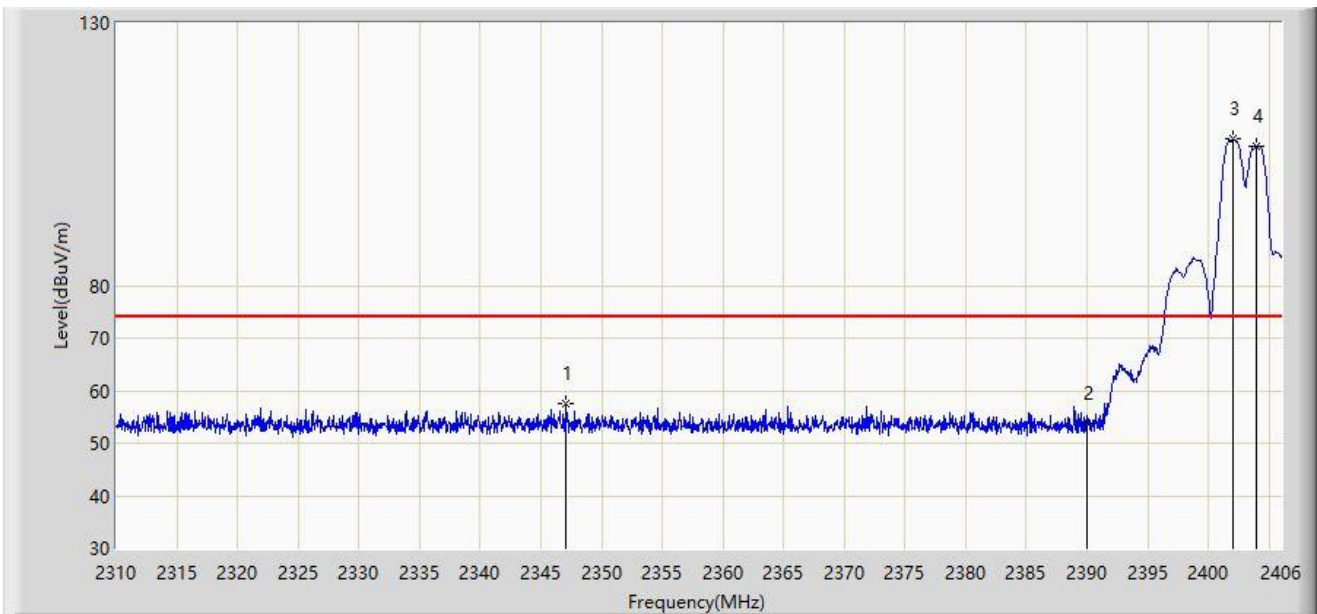
No	Mark	Frequency (MHz)	Measure Level (dBμV/m)	Reading Level (dBμV)	Margin (dB)	Limit (dBμV/m)	Factor (dB/m)	Type
1		2317.488	43.564	10.787	-10.436	54.000	32.777	AV
2		2390.000	41.968	9.442	-12.032	54.000	32.527	AV
3	*	2401.776	99.216	66.727	N/A	N/A	32.489	AV
4		2403.936	101.621	69.138	N/A	N/A	32.484	AV

Note 1: " * ", means this data is the worst emission level.

Note 2: Measure Level (dBμV/m) = Reading Level (dBμV) + Factor (dB/m).

Note 3: Factor (dB/m) = Cable Loss (dB) + Antenna Factor (dB/m).

Site: WZ-AC2	Test Date: 2024-05-23
Limit: FCC_2.4G_RE(3m)	Engineer: Carl Jiang
Probe: BBHA9120D_1457_1-18GHz	Polarity: Horizontal
EUT: ACCESS POINT	Power: AC 120V/60Hz
Test Mode: Transmit at Ant 6 - Filter 1# - 2404MHz Ant 8 - Filter 4# - 2402MHz	



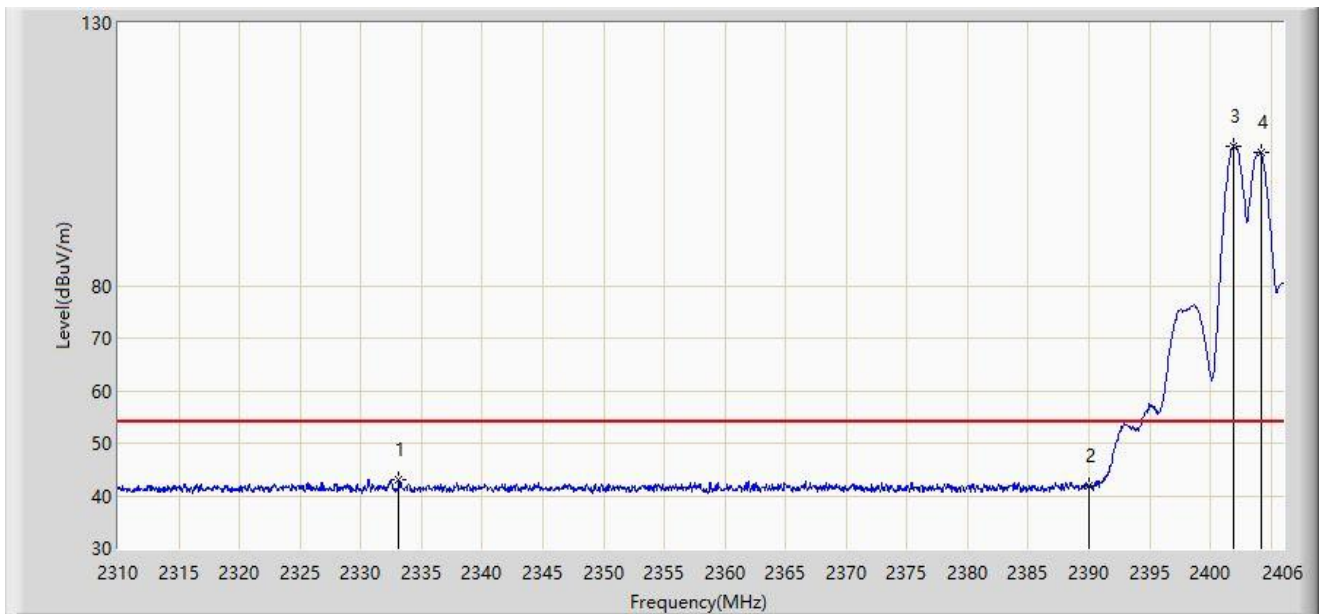
No	Mark	Frequency (MHz)	Measure Level (dBμV/m)	Reading Level (dBμV)	Margin (dB)	Limit (dBμV/m)	Factor (dB/m)	Type
1		2347.104	57.548	24.768	-16.452	74.000	32.780	PK
2		2390.000	53.883	21.357	-20.117	74.000	32.527	PK
3		2402.064	107.844	75.356	N/A	N/A	32.488	PK
4	*	2403.984	106.583	74.100	N/A	N/A	32.484	PK

Note 1: " * ", means this data is the worst emission level.

Note 2: Measure Level (dBμV/m) = Reading Level (dBμV) + Factor (dB/m).

Note 3: Factor (dB/m) = Cable Loss (dB) + Antenna Factor (dB/m).

Site: WZ-AC2	Test Date: 2024-05-23
Limit: FCC_2.4G_RE(3m)	Engineer: Carl Jiang
Probe: BBHA9120D_1457_1-18GHz	Polarity: Horizontal
EUT: ACCESS POINT	Power: AC 120V/60Hz
Test Mode: Transmit at Ant 6 - Filter 1# - 2404MHz Ant 8 - Filter 4# - 2402MHz	



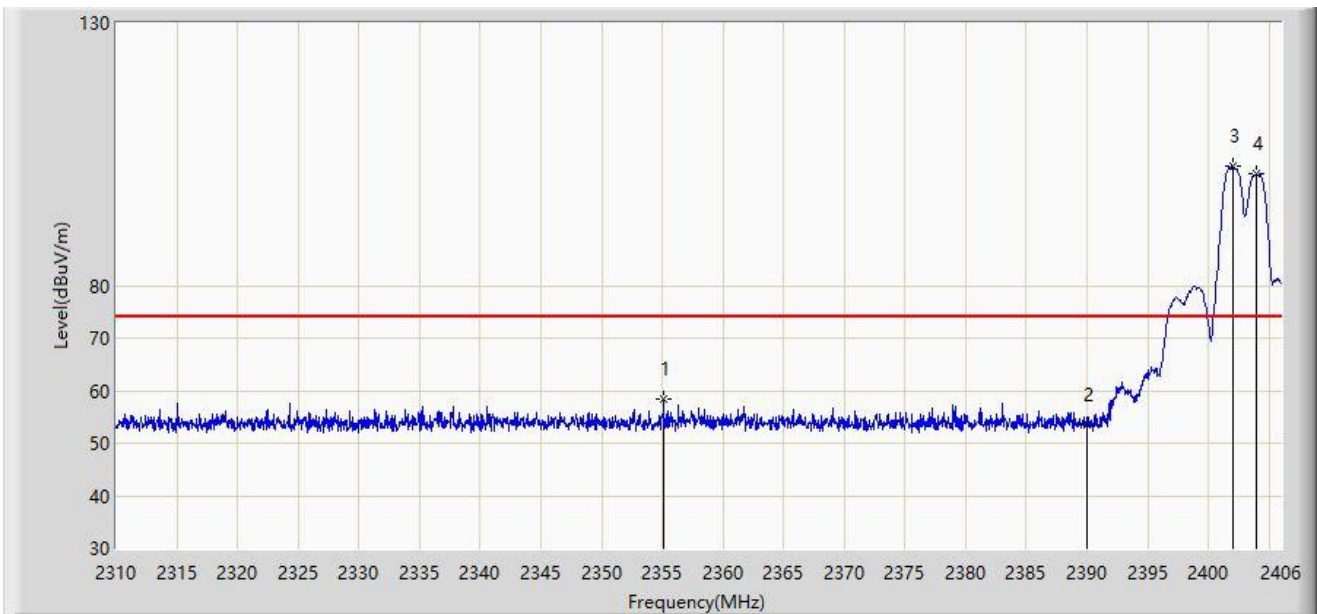
No	Mark	Frequency (MHz)	Measure Level (dB μ V/m)	Reading Level (dB μ V)	Margin (dB)	Limit (dB μ V/m)	Factor (dB/m)	Type
1		2333.136	42.913	10.144	-11.087	54.000	32.769	AV
2		2390.000	41.746	9.220	-12.254	54.000	32.527	AV
3		2401.920	106.579	74.090	N/A	N/A	32.488	AV
4	*	2404.176	105.364	72.881	N/A	N/A	32.483	AV

Note 1: " * ", means this data is the worst emission level.

Note 2: Measure Level (dB μ V/m) = Reading Level (dB μ V) + Factor (dB/m).

Note 3: Factor (dB/m) = Cable Loss (dB) + Antenna Factor (dB/m).

Site: WZ-AC2	Test Date: 2024-05-23
Limit: FCC_2.4G_RE(3m)	Engineer: Carl Jiang
Probe: BBHA9120D_1457_1-18GHz	Polarity: Vertical
EUT: ACCESS POINT	Power: AC 120V/60Hz
Test Mode: Transmit at Ant 6 - Filter 1# - 2404MHz Ant 8 - Filter 4# - 2402MHz	



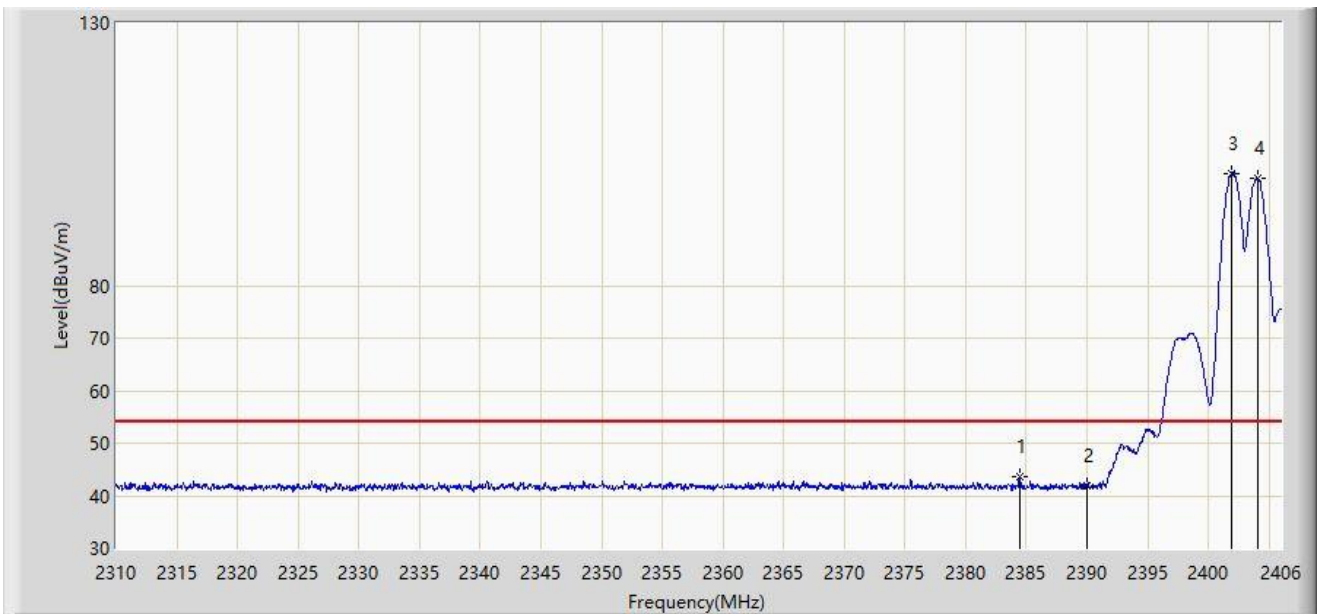
No	Mark	Frequency (MHz)	Measure Level (dBμV/m)	Reading Level (dBμV)	Margin (dB)	Limit (dBμV/m)	Factor (dB/m)	Type
1		2355.120	58.377	25.644	-15.623	74.000	32.734	PK
2		2390.000	53.433	20.907	-20.567	74.000	32.527	PK
3		2402.064	102.807	70.319	N/A	N/A	32.488	PK
4	*	2403.984	101.301	68.818	N/A	N/A	32.484	PK

Note 1: " * ", means this data is the worst emission level.

Note 2: Measure Level (dBμV/m) = Reading Level (dBμV) + Factor (dB/m).

Note 3: Factor (dB/m) = Cable Loss (dB) + Antenna Factor (dB/m).

Site: WZ-AC2	Test Date: 2024-05-23
Limit: FCC_2.4G_RE(3m)	Engineer: Carl Jiang
Probe: BBHA9120D_1457_1-18GHz	Polarity: Vertical
EUT: ACCESS POINT	Power: AC 120V/60Hz
Test Mode: Transmit at Ant 6 - Filter 1# - 2404MHz Ant 8 - Filter 4# - 2402MHz	



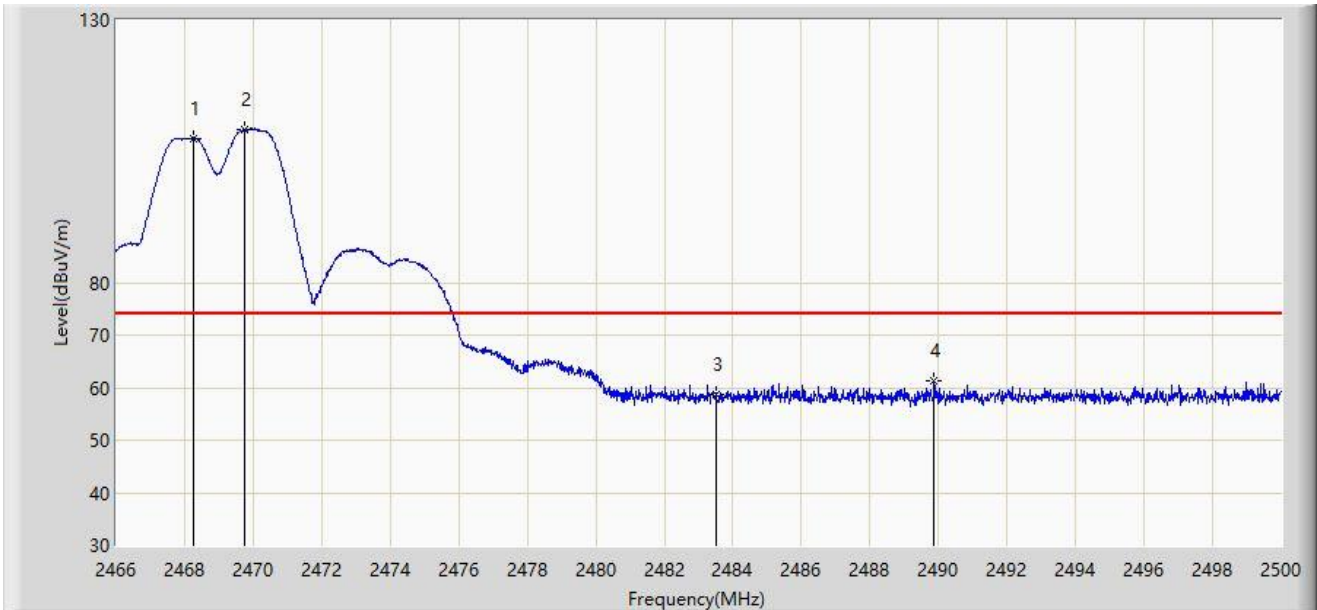
No	Mark	Frequency (MHz)	Measure Level (dBμV/m)	Reading Level (dBμV)	Margin (dB)	Limit (dBμV/m)	Factor (dB/m)	Type
1		2384.448	43.692	11.148	-10.308	54.000	32.545	AV
2		2390.000	41.924	9.398	-12.076	54.000	32.527	AV
3		2401.920	101.404	68.915	N/A	N/A	32.488	AV
4	*	2404.032	100.372	67.889	N/A	N/A	32.483	AV

Note 1: " * ", means this data is the worst emission level.

Note 2: Measure Level (dBμV/m) = Reading Level (dBμV) + Factor (dB/m).

Note 3: Factor (dB/m) = Cable Loss (dB) + Antenna Factor (dB/m).

Site: WZ-AC2	Test Date: 2024-04-22
Limit: FCC_2.4G_RE(3m)	Engineer: Carl Jiang
Probe: BBHA9120D_1457_1-18GHz	Polarity: Horizontal
EUT: ACCESS POINT	Power: AC 120V/60Hz
Test Mode: Transmit at Ant 6 - Filter 1# - 2470MHz Ant 8 - Filter 4# - 2468MHz	



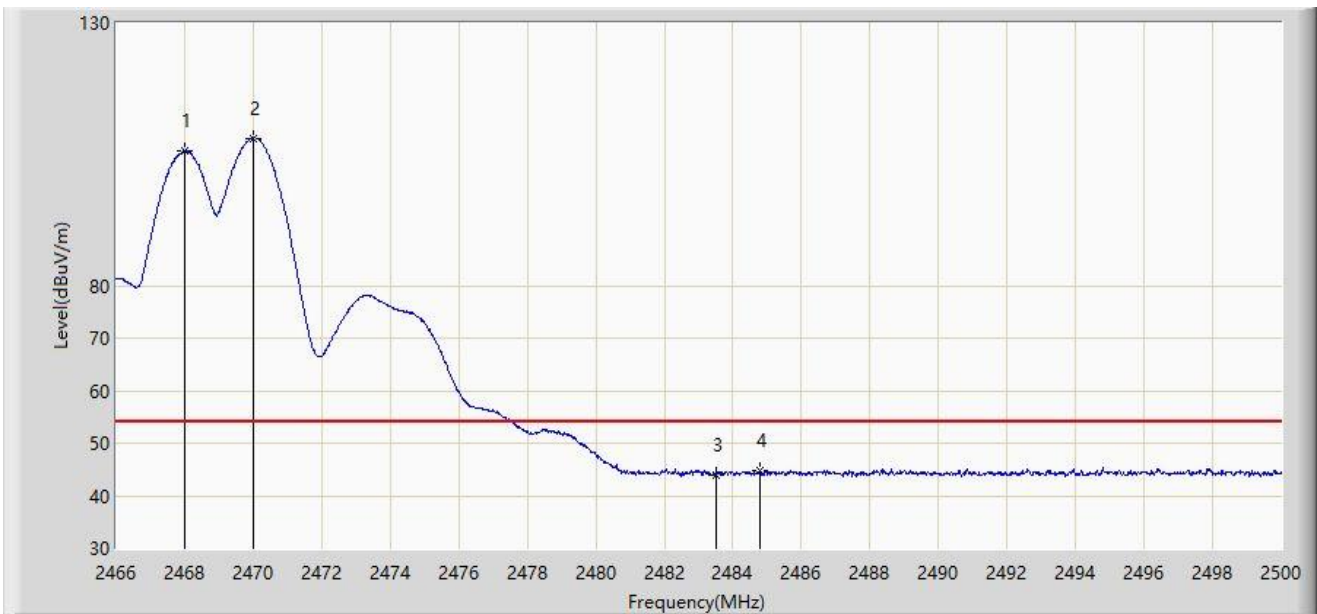
No	Mark	Frequency (MHz)	Measure Level (dB μ V/m)	Reading Level (dB μ V)	Margin (dB)	Limit (dB μ V/m)	Factor (dB/m)	Type
1	*	2468.244	107.493	75.118	N/A	N/A	32.376	PK
2		2469.757	109.094	76.716	N/A	N/A	32.378	PK
3		2483.500	58.814	26.432	-15.186	74.000	32.382	PK
4		2489.868	61.316	28.937	-12.684	74.000	32.379	PK

Note 1: " * ", means this data is the worst emission level.

Note 2: Measure Level (dB μ V/m) = Reading Level (dB μ V) + Factor (dB/m).

Note 3: Factor (dB/m) = Cable Loss (dB) + Antenna Factor (dB/m).

Site: WZ-AC2	Test Date: 2024-04-22
Limit: FCC_2.4G_RE(3m)	Engineer: Carl Jiang
Probe: BBHA9120D_1457_1-18GHz	Polarity: Horizontal
EUT: ACCESS POINT	Power: AC 120V/60Hz
Test Mode: Transmit at Ant 6 - Filter 1# - 2470MHz Ant 8 - Filter 4# - 2468MHz	



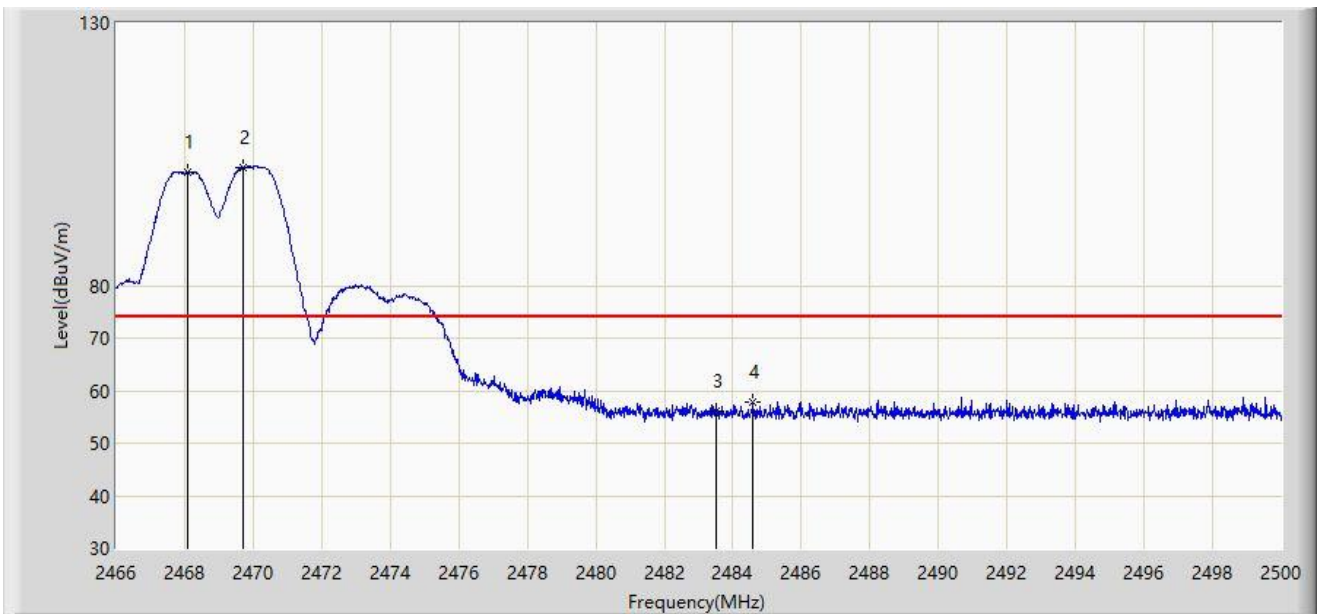
No	Mark	Frequency (MHz)	Measure Level (dB μ V/m)	Reading Level (dB μ V)	Margin (dB)	Limit (dB μ V/m)	Factor (dB/m)	Type
1	*	2468.006	105.630	73.255	N/A	N/A	32.375	AV
2		2469.995	108.115	75.736	N/A	N/A	32.379	AV
3		2483.500	44.028	11.646	-9.972	54.000	32.382	AV
4		2484.785	44.781	12.399	-9.219	54.000	32.382	AV

Note 1: " * ", means this data is the worst emission level.

Note 2: Measure Level (dB μ V/m) = Reading Level (dB μ V) + Factor (dB/m).

Note 3: Factor (dB/m) = Cable Loss (dB) + Antenna Factor (dB/m).

Site: WZ-AC2	Test Date: 2024-04-22
Limit: FCC_2.4G_RE(3m)	Engineer: Carl Jiang
Probe: BBHA9120D_1457_1-18GHz	Polarity: Vertical
EUT: ACCESS POINT	Power: AC 120V/60Hz
Test Mode: Transmit at Ant 6 - Filter 1# - 2470MHz Ant 8 - Filter 4# - 2468MHz	



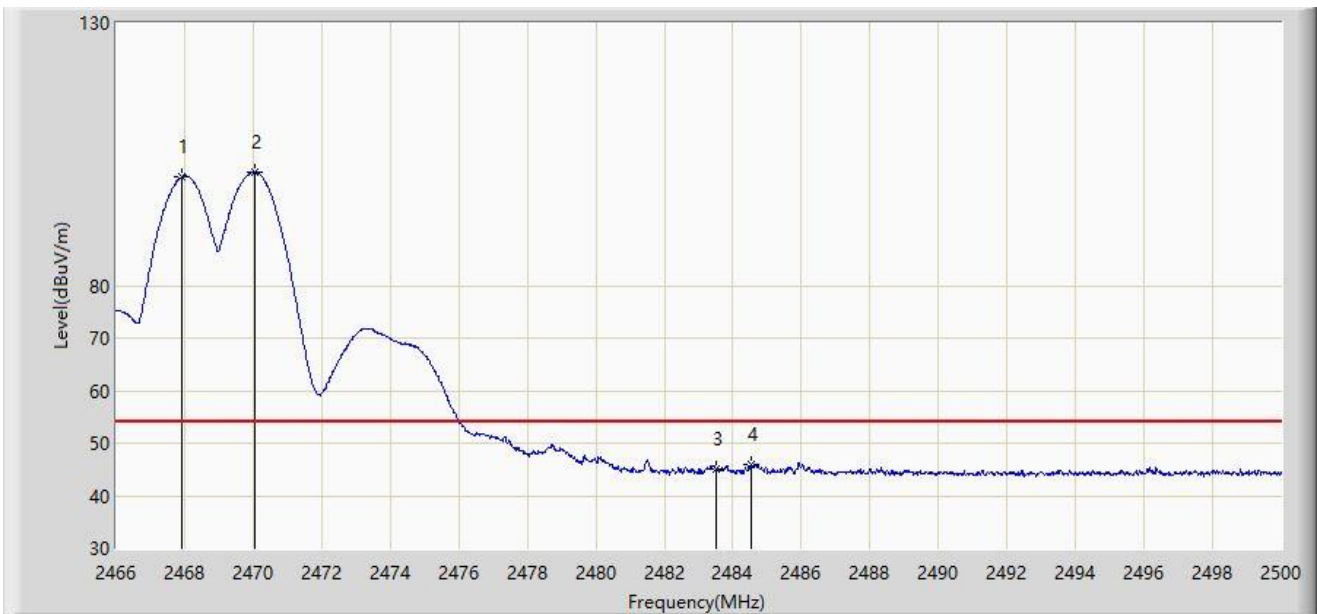
No	Mark	Frequency (MHz)	Measure Level (dB μ V/m)	Reading Level (dB μ V)	Margin (dB)	Limit (dB μ V/m)	Factor (dB/m)	Type
1	*	2468.091	101.705	69.330	N/A	N/A	32.375	PK
2		2469.723	102.519	70.141	N/A	N/A	32.378	PK
3		2483.500	56.203	23.821	-17.797	74.000	32.382	PK
4		2484.581	57.950	25.568	-16.050	74.000	32.381	PK

Note 1: " * ", means this data is the worst emission level.

Note 2: Measure Level (dB μ V/m) = Reading Level (dB μ V) + Factor (dB/m).

Note 3: Factor (dB/m) = Cable Loss (dB) + Antenna Factor (dB/m).

Site: WZ-AC2	Test Date: 2024-04-22
Limit: FCC_2.4G_RE(3m)	Engineer: Carl Jiang
Probe: BBHA9120D_1457_1-18GHz	Polarity: Vertical
EUT: ACCESS POINT	Power: AC 120V/60Hz
Test Mode: Transmit at Ant 6 - Filter 1# - 2470MHz Ant 8 - Filter 4# - 2468MHz	



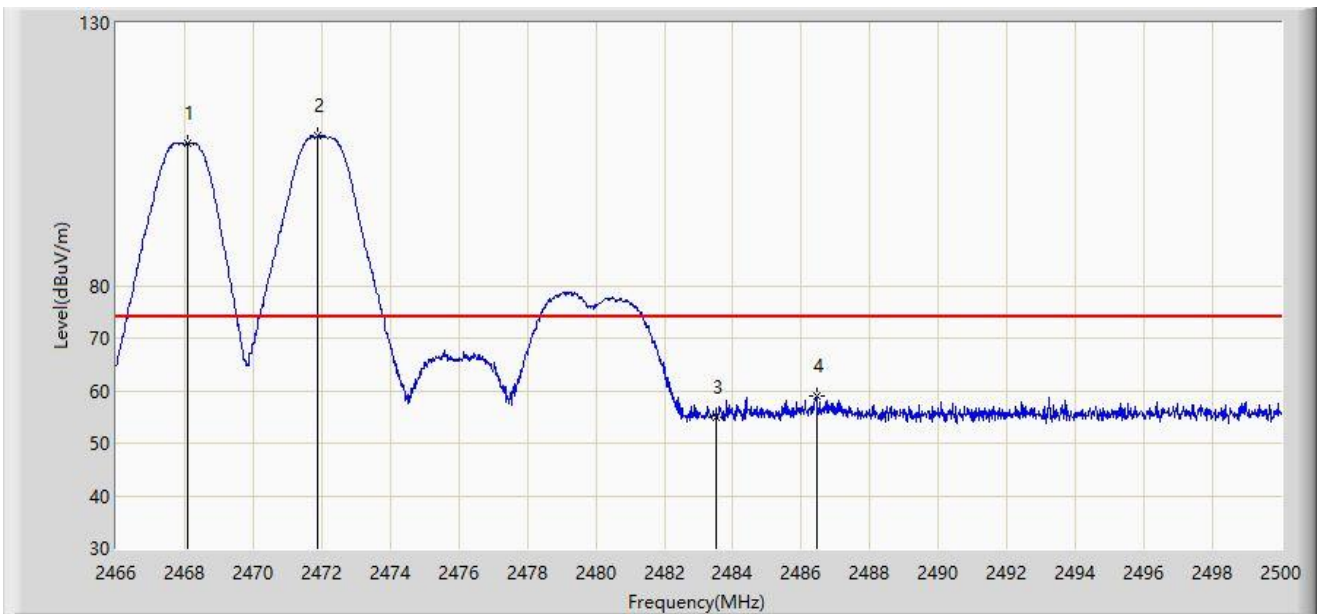
No	Mark	Frequency (MHz)	Measure Level (dBμV/m)	Reading Level (dBμV)	Margin (dB)	Limit (dBμV/m)	Factor (dB/m)	Type
1	*	2467.938	100.672	68.297	N/A	N/A	32.375	AV
2		2470.029	101.623	69.244	N/A	N/A	32.379	AV
3		2483.500	45.028	12.646	-8.972	54.000	32.382	AV
4		2484.530	46.066	13.684	-7.934	54.000	32.381	AV

Note 1: " * ", means this data is the worst emission level.

Note 2: Measure Level (dBμV/m) = Reading Level (dBμV) + Factor (dB/m).

Note 3: Factor (dB/m) = Cable Loss (dB) + Antenna Factor (dB/m).

Site: WZ-AC2	Test Date: 2024-04-22
Limit: FCC_2.4G_RE(3m)	Engineer: Carl Jiang
Probe: BBHA9120D_1457_1-18GHz	Polarity: Horizontal
EUT: ACCESS POINT	Power: AC 120V/60Hz
Test Mode: Transmit at Ant 6 - Filter 1# - 2472MHz Ant 8 - Filter 4# - 2468MHz	



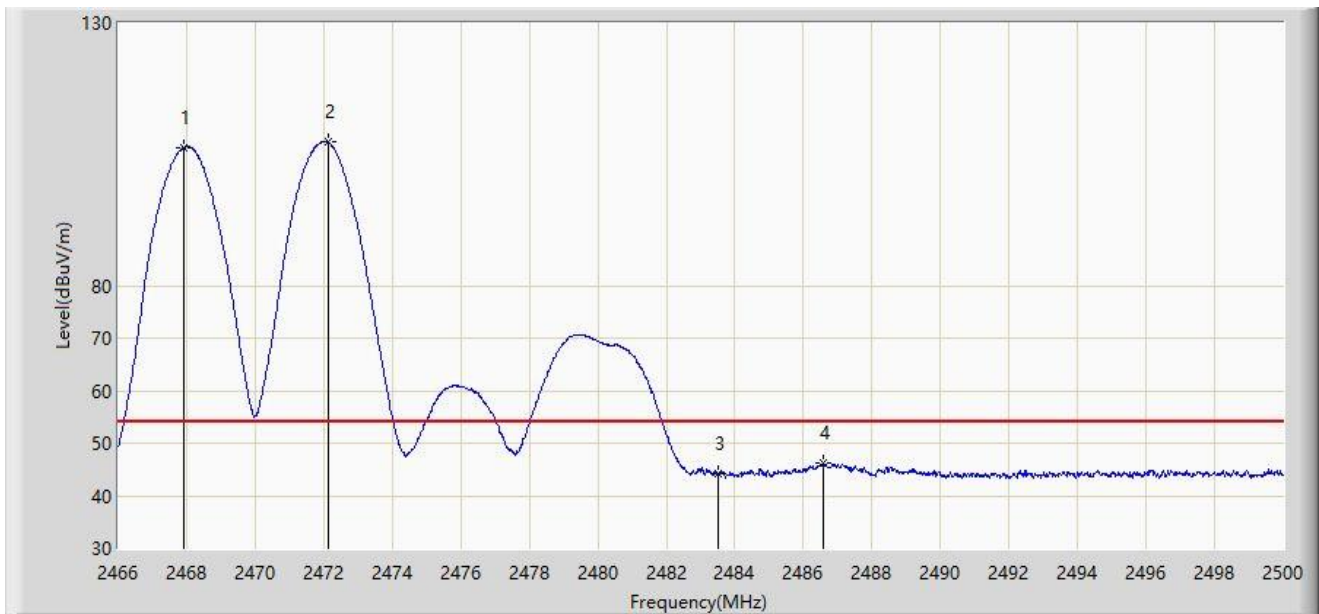
No	Mark	Frequency (MHz)	Measure Level (dBμV/m)	Reading Level (dBμV)	Margin (dB)	Limit (dBμV/m)	Factor (dB/m)	Type
1	*	2468.074	107.210	74.835	N/A	N/A	32.375	PK
2		2471.899	108.423	76.040	N/A	N/A	32.383	PK
3		2483.500	54.869	22.487	-19.131	74.000	32.382	PK
4		2486.434	58.899	26.518	-15.101	74.000	32.381	PK

Note 1: " * ", means this data is the worst emission level.

Note 2: Measure Level (dBμV/m) = Reading Level (dBμV) + Factor (dB/m).

Note 3: Factor (dB/m) = Cable Loss (dB) + Antenna Factor (dB/m).

Site: WZ-AC2	Test Date: 2024-04-22
Limit: FCC_2.4G_RE(3m)	Engineer: Carl Jiang
Probe: BBHA9120D_1457_1-18GHz	Polarity: Horizontal
EUT: ACCESS POINT	Power: AC 120V/60Hz
Test Mode: Transmit at Ant 6 - Filter 1# - 2472MHz Ant 8 - Filter 4# - 2468MHz	



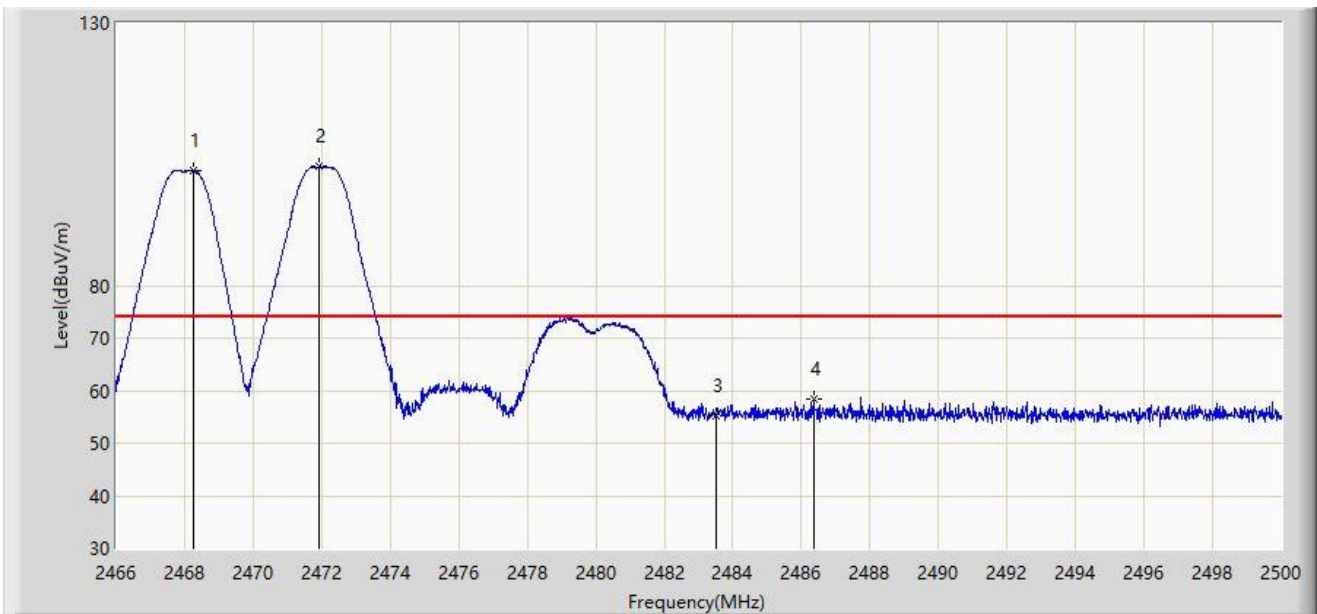
No	Mark	Frequency (MHz)	Measure Level (dBμV/m)	Reading Level (dBμV)	Margin (dB)	Limit (dBμV/m)	Factor (dB/m)	Type
1	*	2467.921	106.273	73.898	N/A	N/A	32.375	AV
2		2472.120	107.254	74.871	N/A	N/A	32.383	AV
3		2483.500	44.267	11.885	-9.733	54.000	32.382	AV
4		2486.570	46.114	13.733	-7.886	54.000	32.381	AV

Note 1: " * ", means this data is the worst emission level.

Note 2: Measure Level (dBμV/m) = Reading Level (dBμV) + Factor (dB/m).

Note 3: Factor (dB/m) = Cable Loss (dB) + Antenna Factor (dB/m).

Site: WZ-AC2	Test Date: 2024-04-22
Limit: FCC_2.4G_RE(3m)	Engineer: Carl Jiang
Probe: BBHA9120D_1457_1-18GHz	Polarity: Vertical
EUT: ACCESS POINT	Power: AC 120V/60Hz
Test Mode: Transmit at Ant 6 - Filter 1# - 2472MHz Ant 8 - Filter 4# - 2468MHz	



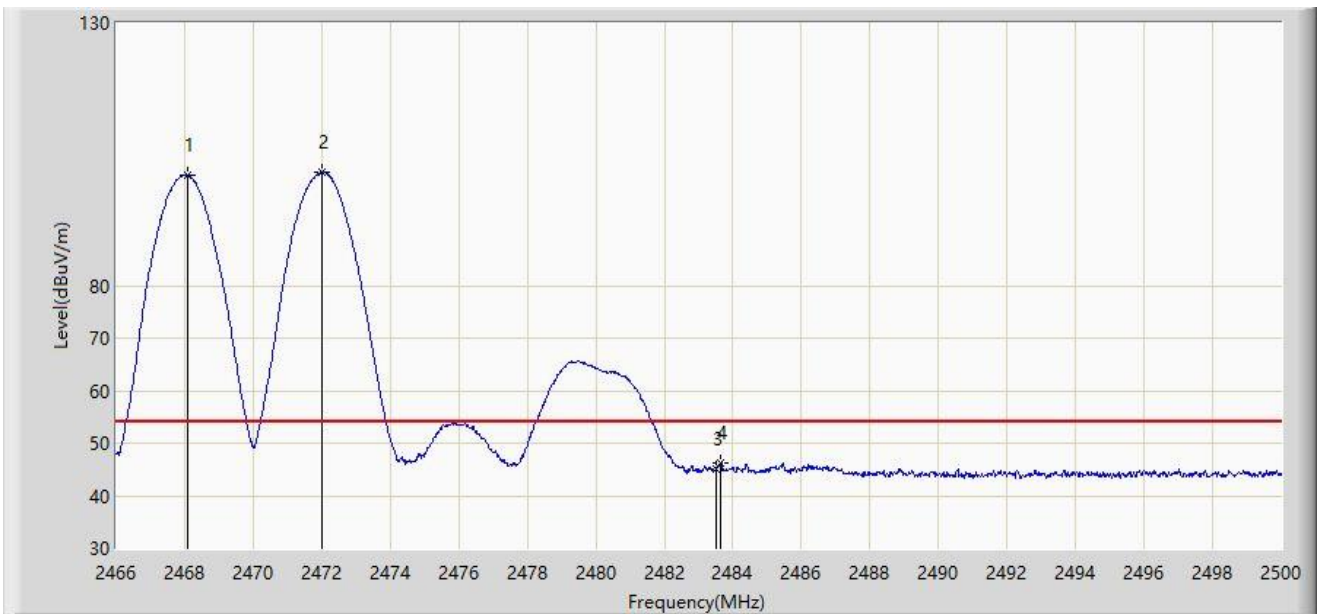
No	Mark	Frequency (MHz)	Measure Level (dB μ V/m)	Reading Level (dB μ V)	Margin (dB)	Limit (dB μ V/m)	Factor (dB/m)	Type
1	*	2468.261	101.909	69.534	N/A	N/A	32.376	PK
2		2471.933	102.854	70.471	N/A	N/A	32.383	PK
3		2483.500	55.315	22.933	-18.685	74.000	32.382	PK
4		2486.349	58.534	26.153	-15.466	74.000	32.381	PK

Note 1: " * ", means this data is the worst emission level.

Note 2: Measure Level (dB μ V/m) = Reading Level (dB μ V) + Factor (dB/m).

Note 3: Factor (dB/m) = Cable Loss (dB) + Antenna Factor (dB/m).

Site: WZ-AC2	Test Date: 2024-04-22
Limit: FCC_2.4G_RE(3m)	Engineer: Carl Jiang
Probe: BBHA9120D_1457_1-18GHz	Polarity: Vertical
EUT: ACCESS POINT	Power: AC 120V/60Hz
Test Mode: Transmit at Ant 6 - Filter 1# - 2472MHz Ant 8 - Filter 4# - 2468MHz	



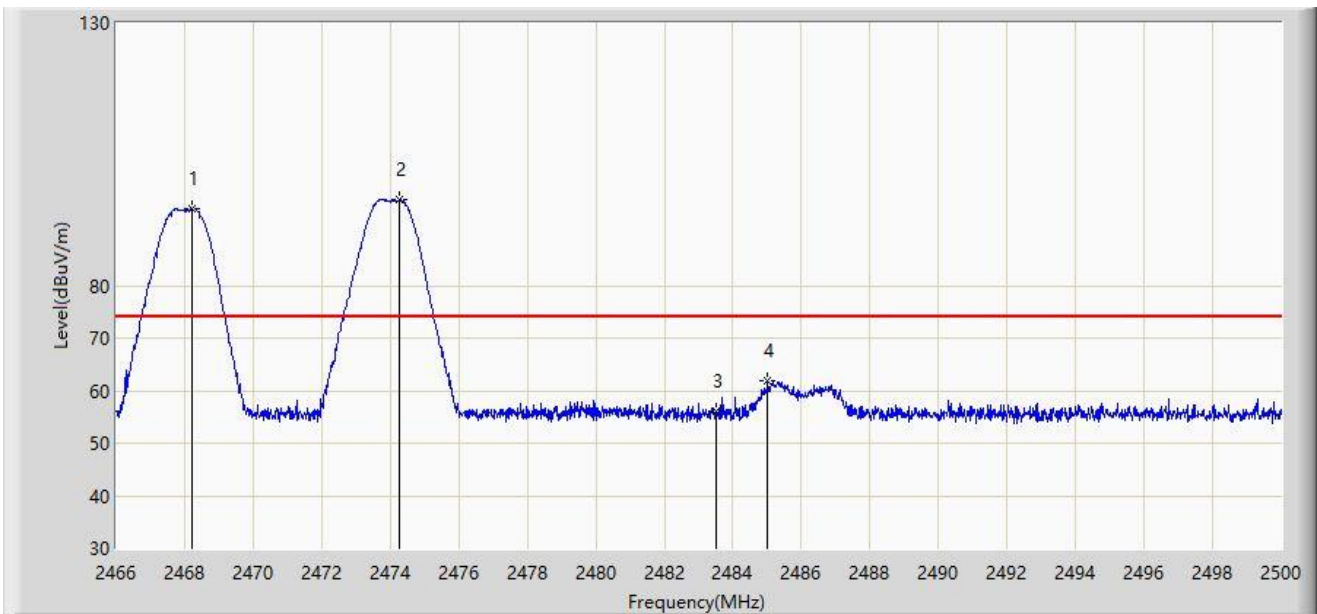
No	Mark	Frequency (MHz)	Measure Level (dB μ V/m)	Reading Level (dB μ V)	Margin (dB)	Limit (dB μ V/m)	Factor (dB/m)	Type
1	*	2468.091	101.072	68.697	N/A	N/A	32.375	AV
2		2472.018	101.586	69.203	N/A	N/A	32.383	AV
3		2483.500	44.960	12.578	-9.040	54.000	32.382	AV
4		2483.646	46.256	13.874	-7.744	54.000	32.382	AV

Note 1: " * ", means this data is the worst emission level.

Note 2: Measure Level (dB μ V/m) = Reading Level (dB μ V) + Factor (dB/m).

Note 3: Factor (dB/m) = Cable Loss (dB) + Antenna Factor (dB/m).

Site: WZ-AC2	Test Date: 2024-04-22
Limit: FCC_2.4G_RE(3m)	Engineer: Carl Jiang
Probe: BBHA9120D_1457_1-18GHz	Polarity: Horizontal
EUT: ACCESS POINT	Power: AC 120V/60Hz
Test Mode: Transmit at Ant 6 - Filter 1# - 2474MHz Ant 8 - Filter 4# - 2468MHz	



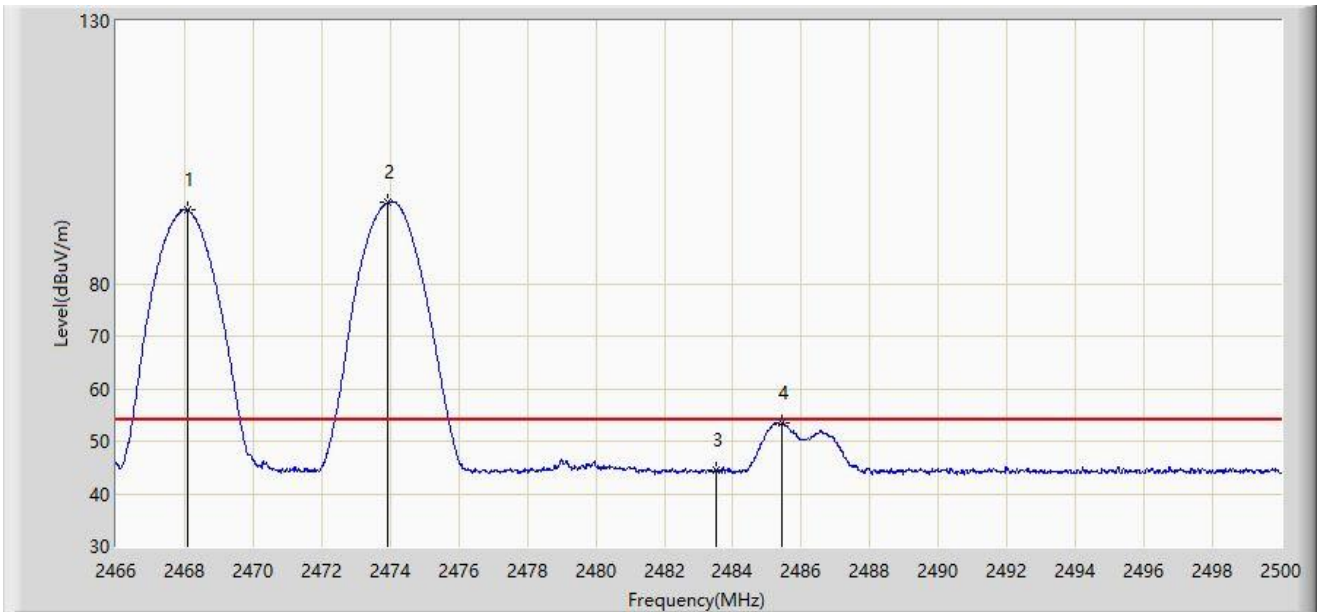
No	Mark	Frequency (MHz)	Measure Level (dB μ V/m)	Reading Level (dB μ V)	Margin (dB)	Limit (dB μ V/m)	Factor (dB/m)	Type
1	*	2468.210	94.556	62.181	N/A	N/A	32.375	PK
2		2474.262	96.325	63.938	N/A	N/A	32.387	PK
3		2483.500	55.963	23.581	-18.037	74.000	32.382	PK
4		2485.023	61.775	29.393	-12.225	74.000	32.382	PK

Note 1: " * ", means this data is the worst emission level.

Note 2: Measure Level (dB μ V/m) = Reading Level (dB μ V) + Factor (dB/m).

Note 3: Factor (dB/m) = Cable Loss (dB) + Antenna Factor (dB/m).

Site: WZ-AC2	Test Date: 2024-04-22
Limit: FCC_2.4G_RE(3m)	Engineer: Carl Jiang
Probe: BBHA9120D_1457_1-18GHz	Polarity: Horizontal
EUT: ACCESS POINT	Power: AC 120V/60Hz
Test Mode: Transmit at Ant 6 - Filter 1# - 2474MHz Ant 8 - Filter 4# - 2468MHz	



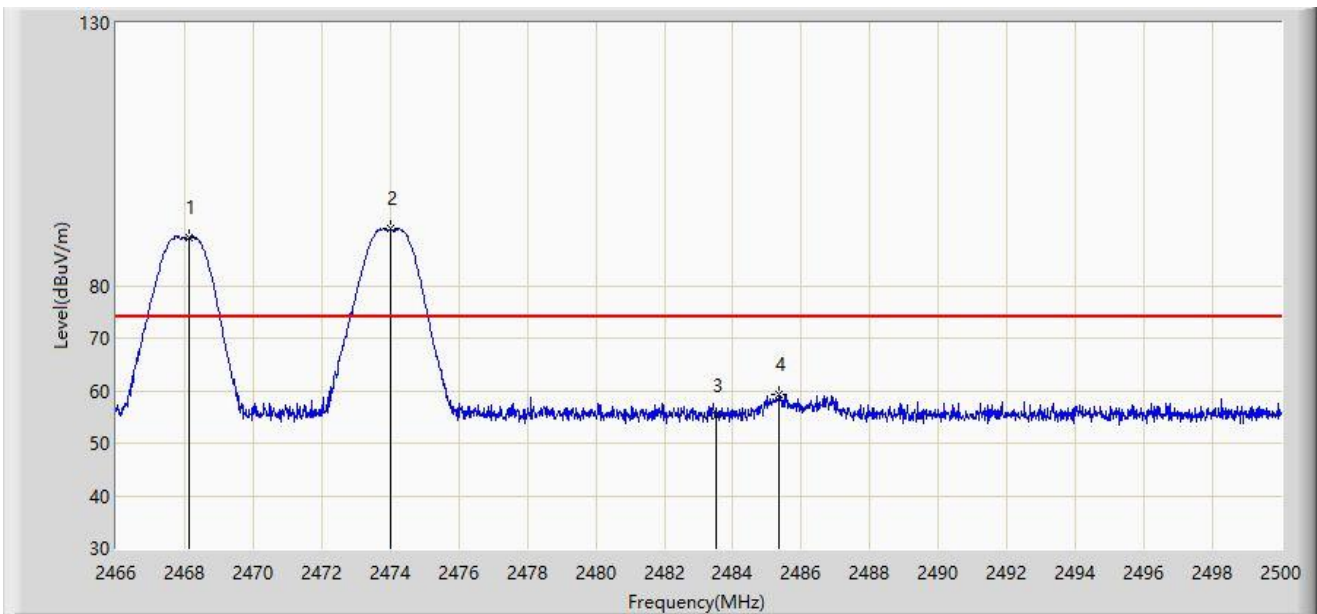
No	Mark	Frequency (MHz)	Measure Level (dB μ V/m)	Reading Level (dB μ V)	Margin (dB)	Limit (dB μ V/m)	Factor (dB/m)	Type
1	*	2468.091	94.042	61.667	N/A	N/A	32.375	AV
2		2473.922	95.402	63.015	N/A	N/A	32.387	AV
3		2483.500	44.393	12.011	-9.607	54.000	32.382	AV
4		2485.431	53.580	21.199	-0.420	54.000	32.382	AV

Note 1: " * ", means this data is the worst emission level.

Note 2: Measure Level (dB μ V/m) = Reading Level (dB μ V) + Factor (dB/m).

Note 3: Factor (dB/m) = Cable Loss (dB) + Antenna Factor (dB/m).

Site: WZ-AC2	Test Date: 2024-04-22
Limit: FCC_2.4G_RE(3m)	Engineer: Carl Jiang
Probe: BBHA9120D_1457_1-18GHz	Polarity: Vertical
EUT: ACCESS POINT	Power: AC 120V/60Hz
Test Mode: Transmit at Ant 6 - Filter 1# - 2474MHz Ant 8 - Filter 4# - 2468MHz	



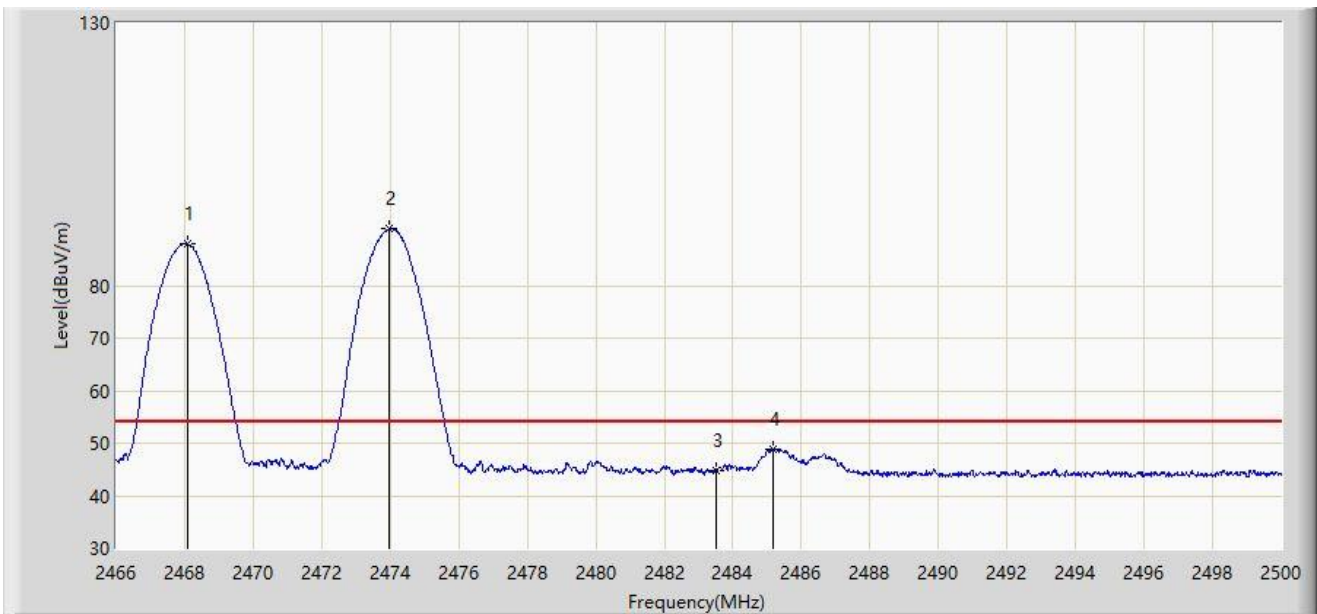
No	Mark	Frequency (MHz)	Measure Level (dBμV/m)	Reading Level (dBμV)	Margin (dB)	Limit (dBμV/m)	Factor (dB/m)	Type
1	*	2468.142	89.165	56.790	N/A	N/A	32.375	PK
2		2473.990	90.750	58.363	N/A	N/A	32.387	PK
3		2483.500	55.215	22.833	-18.785	74.000	32.382	PK
4		2485.363	59.272	26.890	-14.728	74.000	32.382	PK

Note 1: " * ", means this data is the worst emission level.

Note 2: Measure Level (dBμV/m) = Reading Level (dBμV) + Factor (dB/m).

Note 3: Factor (dB/m) = Cable Loss (dB) + Antenna Factor (dB/m).

Site: WZ-AC2	Test Date: 2024-04-22
Limit: FCC_2.4G_RE(3m)	Engineer: Carl Jiang
Probe: BBHA9120D_1457_1-18GHz	Polarity: Vertical
EUT: ACCESS POINT	Power: AC 120V/60Hz
Test Mode: Transmit at Ant 6 - Filter 1# - 2474MHz Ant 8 - Filter 4# - 2468MHz	



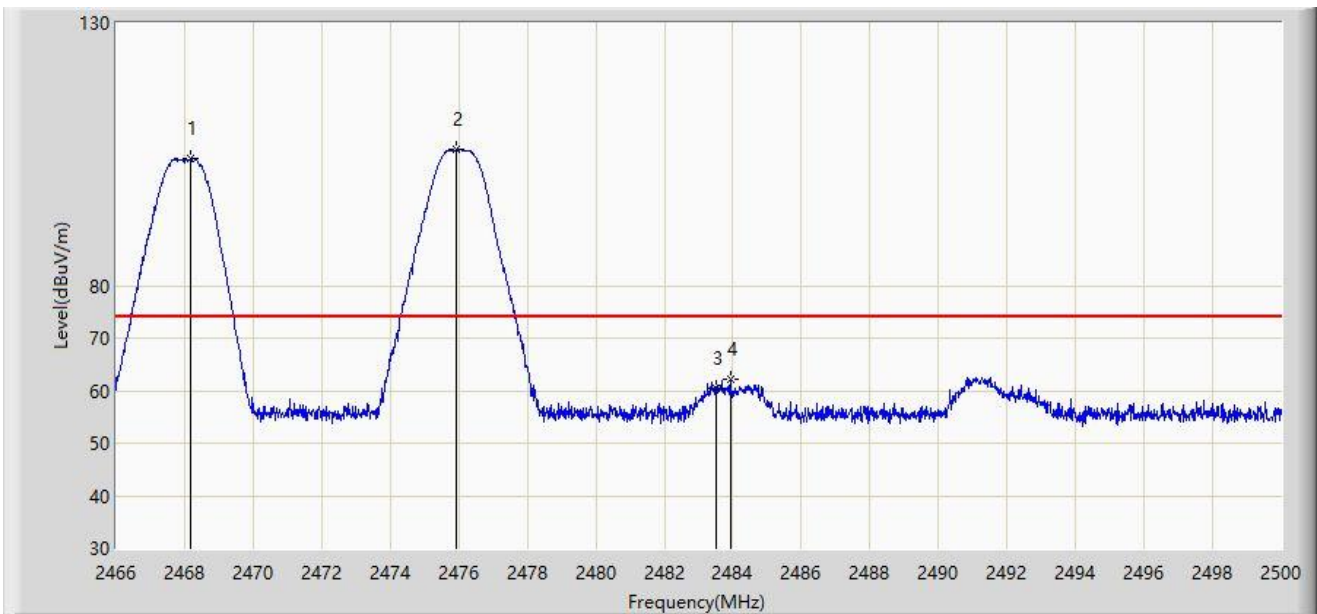
No	Mark	Frequency (MHz)	Measure Level (dBμV/m)	Reading Level (dBμV)	Margin (dB)	Limit (dBμV/m)	Factor (dB/m)	Type
1	*	2468.091	87.957	55.582	N/A	N/A	32.375	AV
2		2473.973	90.732	58.345	N/A	N/A	32.387	AV
3		2483.500	44.893	12.511	-9.107	54.000	32.382	AV
4		2485.193	48.966	16.584	-5.034	54.000	32.382	AV

Note 1: " * ", means this data is the worst emission level.

Note 2: Measure Level (dBμV/m) = Reading Level (dBμV) + Factor (dB/m).

Note 3: Factor (dB/m) = Cable Loss (dB) + Antenna Factor (dB/m).

Site: WZ-AC2	Test Date: 2024-04-22
Limit: FCC_2.4G_RE(3m)	Engineer: Carl Jiang
Probe: BBHA9120D_1457_1-18GHz	Polarity: Horizontal
EUT: ACCESS POINT	Power: AC 120V/60Hz
Test Mode: Transmit at Ant 6 - Filter 1# - 2476MHz Ant 8 - Filter 4# - 2468MHz	



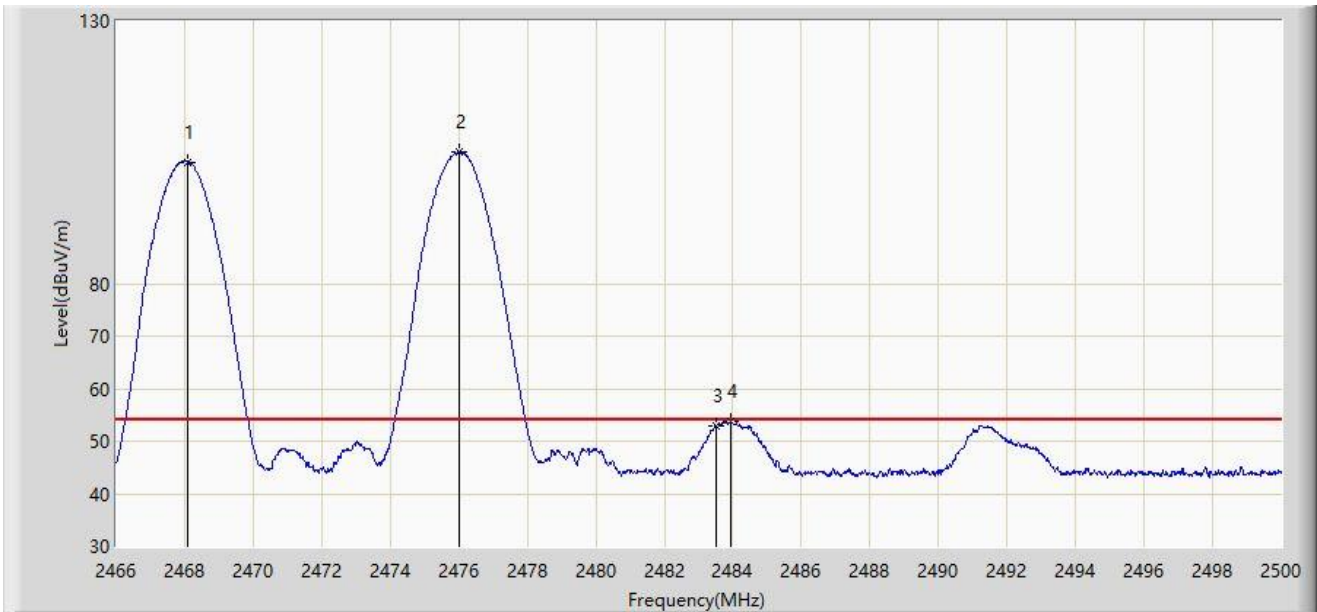
No	Mark	Frequency (MHz)	Measure Level (dB μ V/m)	Reading Level (dB μ V)	Margin (dB)	Limit (dB μ V/m)	Factor (dB/m)	Type
1	*	2468.176	104.077	71.702	N/A	N/A	32.375	PK
2		2475.928	105.954	73.568	N/A	N/A	32.386	PK
3		2483.500	60.429	28.047	-13.571	74.000	32.382	PK
4		2483.918	62.082	29.700	-11.918	74.000	32.382	PK

Note 1: " * ", means this data is the worst emission level.

Note 2: Measure Level (dB μ V/m) = Reading Level (dB μ V) + Factor (dB/m).

Note 3: Factor (dB/m) = Cable Loss (dB) + Antenna Factor (dB/m).

Site: WZ-AC2	Test Date: 2024-04-22
Limit: FCC_2.4G_RE(3m)	Engineer: Carl Jiang
Probe: BBHA9120D_1457_1-18GHz	Polarity: Horizontal
EUT: ACCESS POINT	Power: AC 120V/60Hz
Test Mode: Transmit at Ant 6 - Filter 1# - 2476MHz Ant 8 - Filter 4# - 2468MHz	



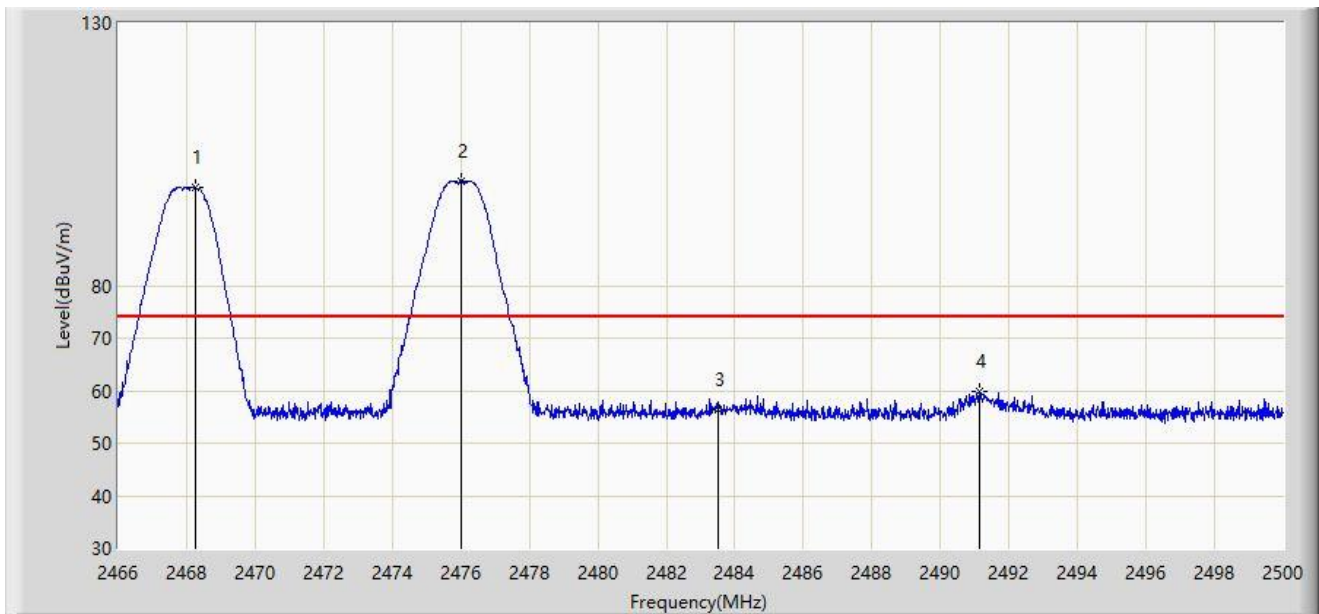
No	Mark	Frequency (MHz)	Measure Level (dB μ V/m)	Reading Level (dB μ V)	Margin (dB)	Limit (dB μ V/m)	Factor (dB/m)	Type
1	*	2468.091	103.156	70.781	N/A	N/A	32.375	AV
2		2476.030	105.027	72.641	N/A	N/A	32.386	AV
3		2483.500	52.890	20.508	-1.110	54.000	32.382	AV
4		2483.935	53.644	21.262	-0.356	54.000	32.382	AV

Note 1: " * ", means this data is the worst emission level.

Note 2: Measure Level (dB μ V/m) = Reading Level (dB μ V) + Factor (dB/m).

Note 3: Factor (dB/m) = Cable Loss (dB) + Antenna Factor (dB/m).

Site: WZ-AC2	Test Date: 2024-04-22
Limit: FCC_2.4G_RE(3m)	Engineer: Carl Jiang
Probe: BBHA9120D_1457_1-18GHz	Polarity: Vertical
EUT: ACCESS POINT	Power: AC 120V/60Hz
Test Mode: Transmit at Ant 6 - Filter 1# - 2476MHz Ant 8 - Filter 4# - 2468MHz	



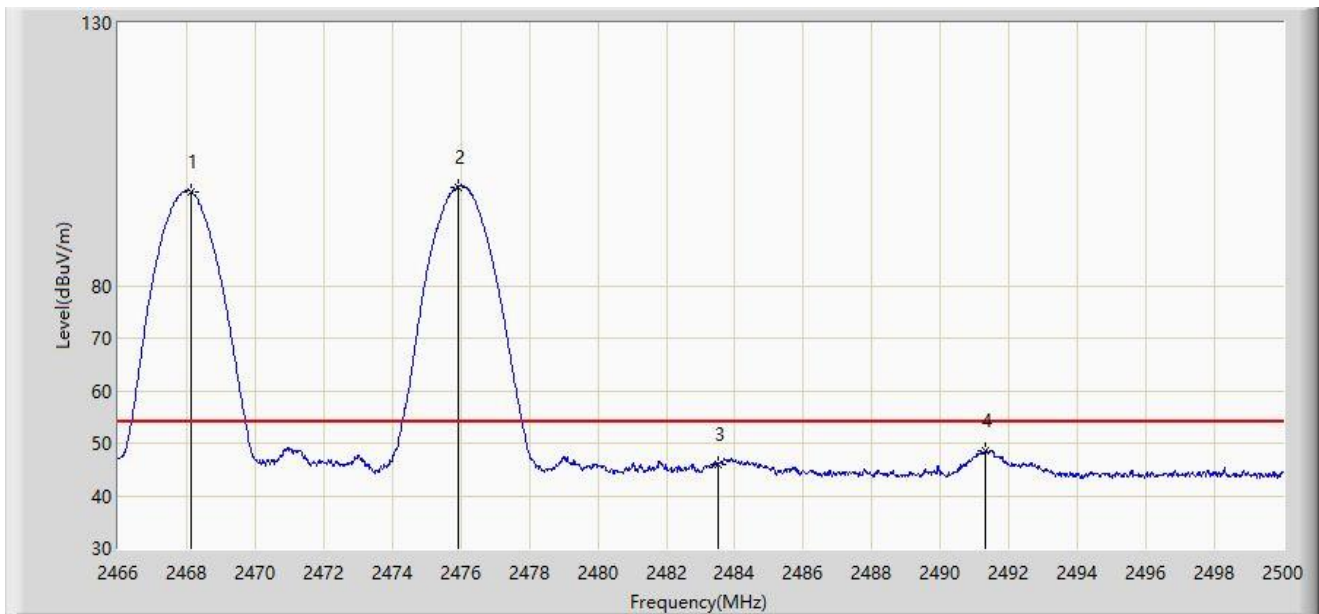
No	Mark	Frequency (MHz)	Measure Level (dBμV/m)	Reading Level (dBμV)	Margin (dB)	Limit (dBμV/m)	Factor (dB/m)	Type
1	*	2468.244	98.796	66.421	N/A	N/A	32.376	PK
2		2475.996	99.877	67.491	N/A	N/A	32.386	PK
3		2483.500	56.516	24.134	-17.484	74.000	32.382	PK
4		2491.143	59.973	27.594	-14.027	74.000	32.379	PK

Note 1: " * ", means this data is the worst emission level.

Note 2: Measure Level (dBμV/m) = Reading Level (dBμV) + Factor (dB/m).

Note 3: Factor (dB/m) = Cable Loss (dB) + Antenna Factor (dB/m).

Site: WZ-AC2	Test Date: 2024-04-22
Limit: FCC_2.4G_RE(3m)	Engineer: Carl Jiang
Probe: BBHA9120D_1457_1-18GHz	Polarity: Vertical
EUT: ACCESS POINT	Power: AC 120V/60Hz
Test Mode: Transmit at Ant 6 - Filter 1# - 2476MHz Ant 8 - Filter 4# - 2468MHz	



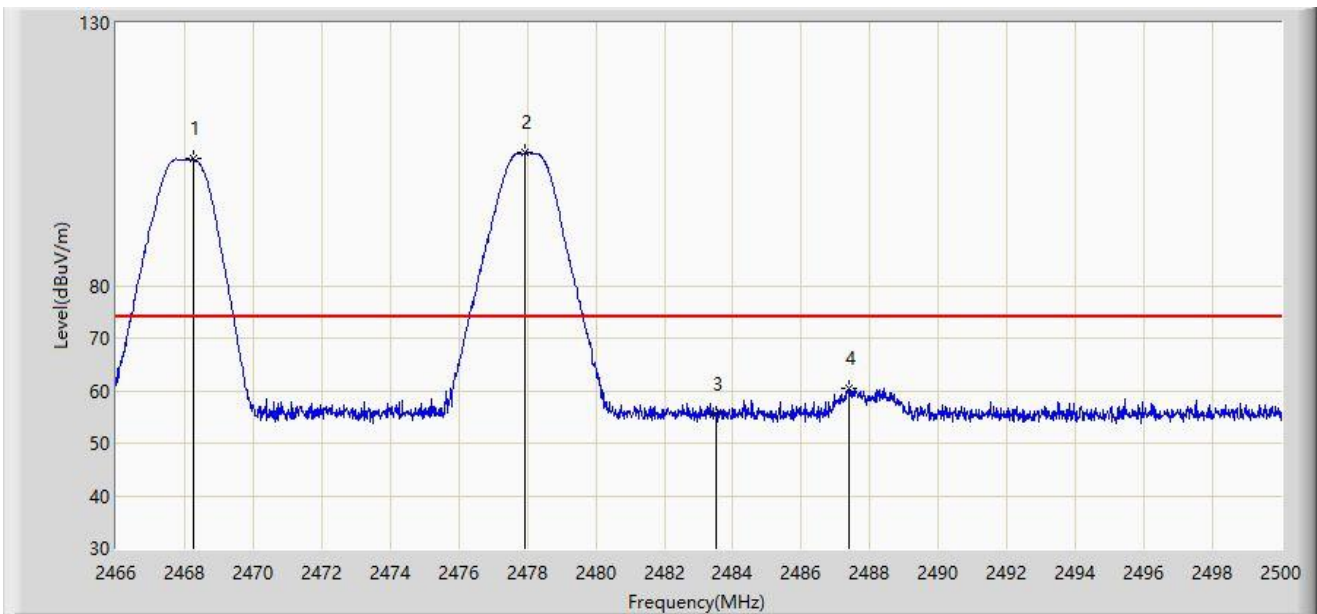
No	Mark	Frequency (MHz)	Measure Level (dBμV/m)	Reading Level (dBμV)	Margin (dB)	Limit (dBμV/m)	Factor (dB/m)	Type
1	*	2468.142	97.893	65.518	N/A	N/A	32.375	AV
2		2475.928	98.813	66.427	N/A	N/A	32.386	AV
3		2483.500	45.905	13.523	-8.095	54.000	32.382	AV
4		2491.296	48.637	16.258	-5.363	54.000	32.379	AV

Note 1: " * ", means this data is the worst emission level.

Note 2: Measure Level (dBμV/m) = Reading Level (dBμV) + Factor (dB/m).

Note 3: Factor (dB/m) = Cable Loss (dB) + Antenna Factor (dB/m).

Site: WZ-AC2	Test Date: 2024-04-22
Limit: FCC_2.4G_RE(3m)	Engineer: Carl Jiang
Probe: BBHA9120D_1457_1-18GHz	Polarity: Horizontal
EUT: ACCESS POINT	Power: AC 120V/60Hz
Test Mode: Transmit at Ant 6 - Filter 1# - 2478MHz Ant 8 - Filter 4# - 2468MHz	



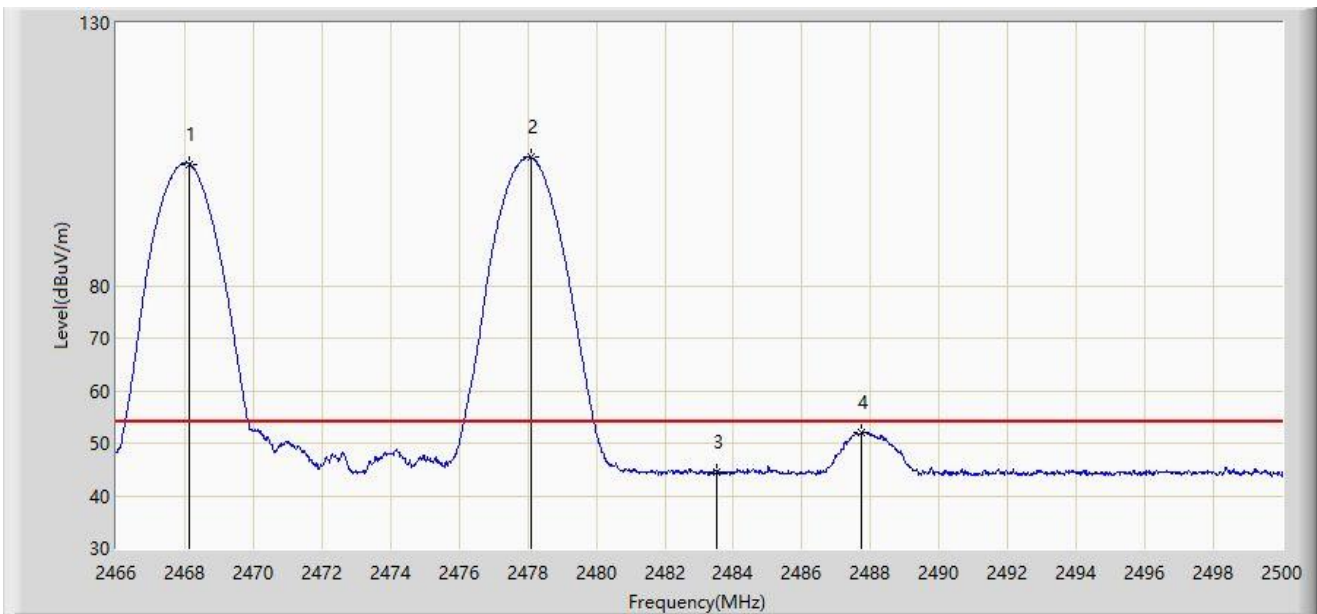
No	Mark	Frequency (MHz)	Measure Level (dBμV/m)	Reading Level (dBμV)	Margin (dB)	Limit (dBμV/m)	Factor (dB/m)	Type
1	*	2468.244	104.089	71.714	N/A	N/A	32.376	PK
2		2477.934	105.321	72.936	N/A	N/A	32.385	PK
3		2483.500	55.499	23.117	-18.501	74.000	32.382	PK
4		2487.369	60.415	28.034	-13.585	74.000	32.381	PK

Note 1: " * ", means this data is the worst emission level.

Note 2: Measure Level (dBμV/m) = Reading Level (dBμV) + Factor (dB/m).

Note 3: Factor (dB/m) = Cable Loss (dB) + Antenna Factor (dB/m).

Site: WZ-AC2	Test Date: 2024-04-22
Limit: FCC_2.4G_RE(3m)	Engineer: Carl Jiang
Probe: BBHA9120D_1457_1-18GHz	Polarity: Horizontal
EUT: ACCESS POINT	Power: AC 120V/60Hz
Test Mode: Transmit at Ant 6 - Filter 1# - 2478MHz Ant 8 - Filter 4# - 2468MHz	



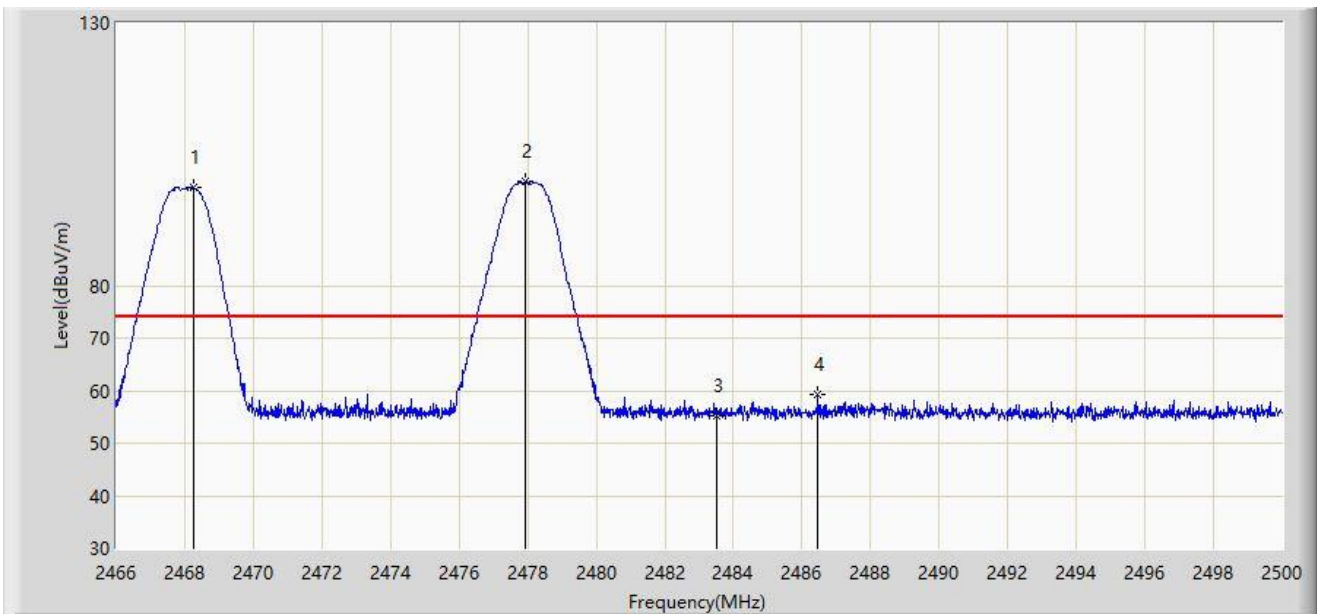
No	Mark	Frequency (MHz)	Measure Level (dBμV/m)	Reading Level (dBμV)	Margin (dB)	Limit (dBμV/m)	Factor (dB/m)	Type
1	*	2468.142	103.182	70.807	N/A	N/A	32.375	AV
2		2478.087	104.402	72.017	N/A	N/A	32.385	AV
3		2483.500	44.546	12.164	-9.454	54.000	32.382	AV
4		2487.726	52.057	19.677	-1.943	54.000	32.380	AV

Note 1: " * ", means this data is the worst emission level.

Note 2: Measure Level (dBμV/m) = Reading Level (dBμV) + Factor (dB/m).

Note 3: Factor (dB/m) = Cable Loss (dB) + Antenna Factor (dB/m).

Site: WZ-AC2	Test Date: 2024-04-22
Limit: FCC_2.4G_RE(3m)	Engineer: Carl Jiang
Probe: BBHA9120D_1457_1-18GHz	Polarity: Vertical
EUT: ACCESS POINT	Power: AC 120V/60Hz
Test Mode: Transmit at Ant 6 - Filter 1# - 2478MHz Ant 8 - Filter 4# - 2468MHz	



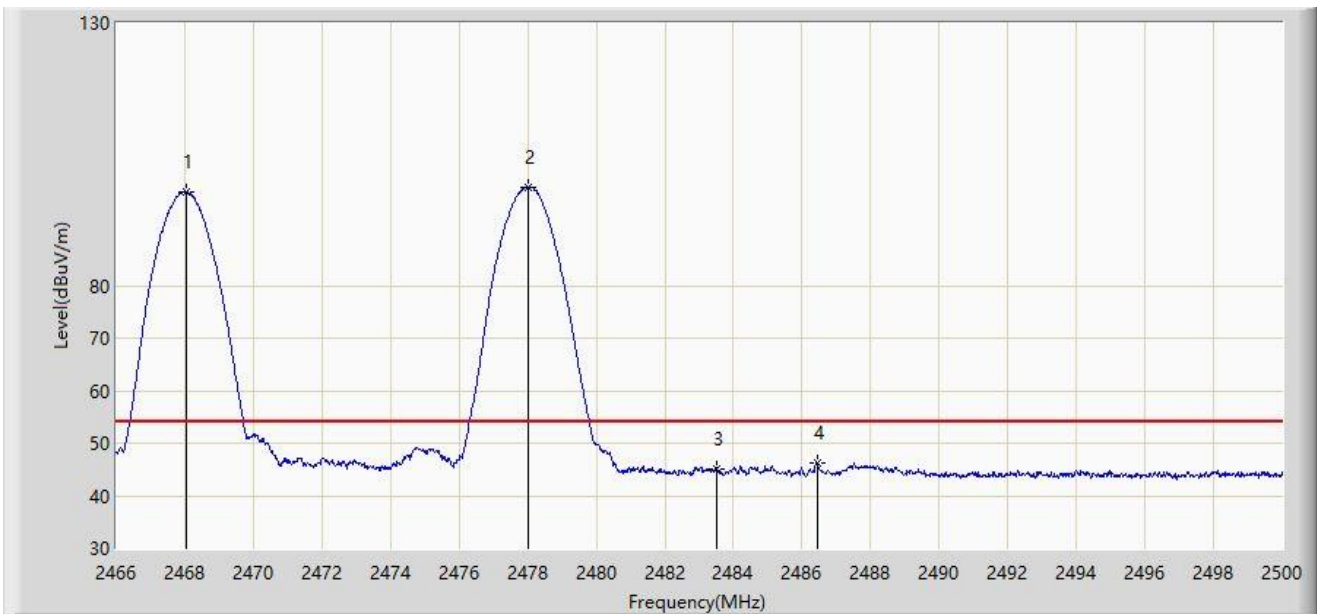
No	Mark	Frequency (MHz)	Measure Level (dB μ V/m)	Reading Level (dB μ V)	Margin (dB)	Limit (dB μ V/m)	Factor (dB/m)	Type
1	*	2468.261	98.635	66.260	N/A	N/A	32.376	PK
2		2477.917	99.808	67.423	N/A	N/A	32.385	PK
3		2483.500	55.109	22.727	-18.891	74.000	32.382	PK
4		2486.468	59.339	26.958	-14.661	74.000	32.381	PK

Note 1: " * ", means this data is the worst emission level.

Note 2: Measure Level (dB μ V/m) = Reading Level (dB μ V) + Factor (dB/m).

Note 3: Factor (dB/m) = Cable Loss (dB) + Antenna Factor (dB/m).

Site: WZ-AC2	Test Date: 2024-04-22
Limit: FCC_2.4G_RE(3m)	Engineer: Carl Jiang
Probe: BBHA9120D_1457_1-18GHz	Polarity: Vertical
EUT: ACCESS POINT	Power: AC 120V/60Hz
Test Mode: Transmit at Ant 6 - Filter 1# - 2478MHz Ant 8 - Filter 4# - 2468MHz	



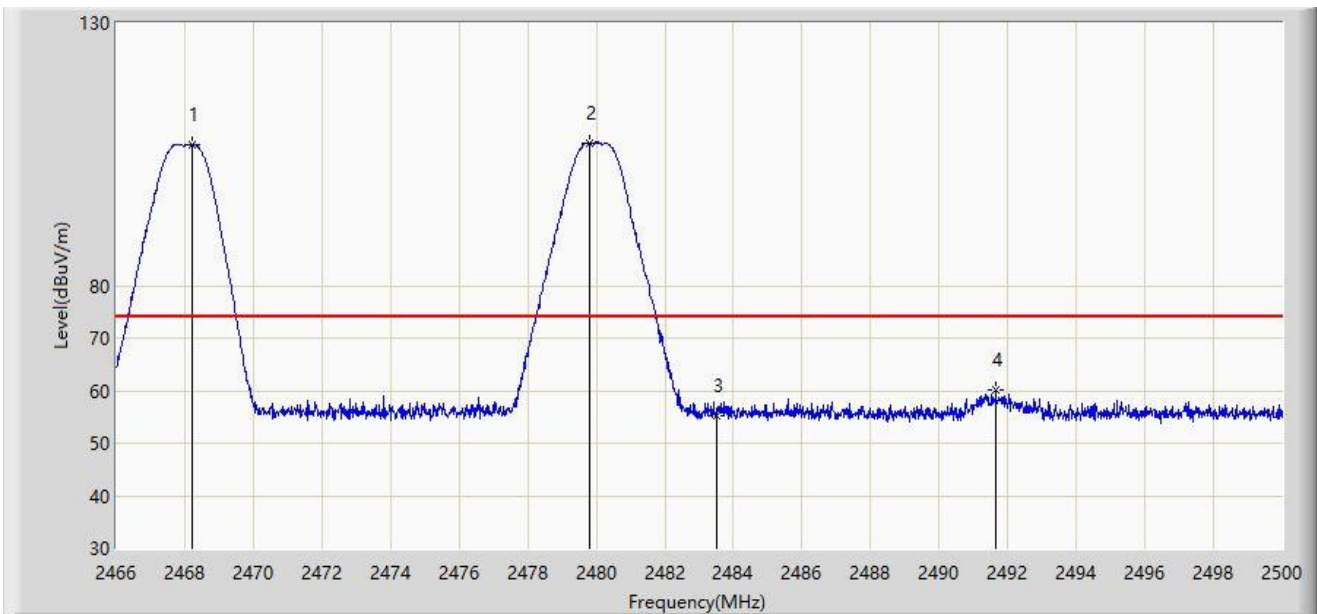
No	Mark	Frequency (MHz)	Measure Level (dBμV/m)	Reading Level (dBμV)	Margin (dB)	Limit (dBμV/m)	Factor (dB/m)	Type
1	*	2468.040	97.898	65.523	N/A	N/A	32.375	AV
2		2478.002	98.808	66.423	N/A	N/A	32.385	AV
3		2483.500	45.181	12.799	-8.819	54.000	32.382	AV
4		2486.451	46.178	13.797	-7.822	54.000	32.381	AV

Note 1: " * ", means this data is the worst emission level.

Note 2: Measure Level (dBμV/m) = Reading Level (dBμV) + Factor (dB/m).

Note 3: Factor (dB/m) = Cable Loss (dB) + Antenna Factor (dB/m).

Site: WZ-AC2	Test Date: 2024-04-22
Limit: FCC_2.4G_RE(3m)	Engineer: Carl Jiang
Probe: BBHA9120D_1457_1-18GHz	Polarity: Horizontal
EUT: ACCESS POINT	Power: AC 120V/60Hz
Test Mode: Transmit at Ant 6 - Filter 1# - 2480MHz Ant 8 - Filter 4# - 2468MHz	



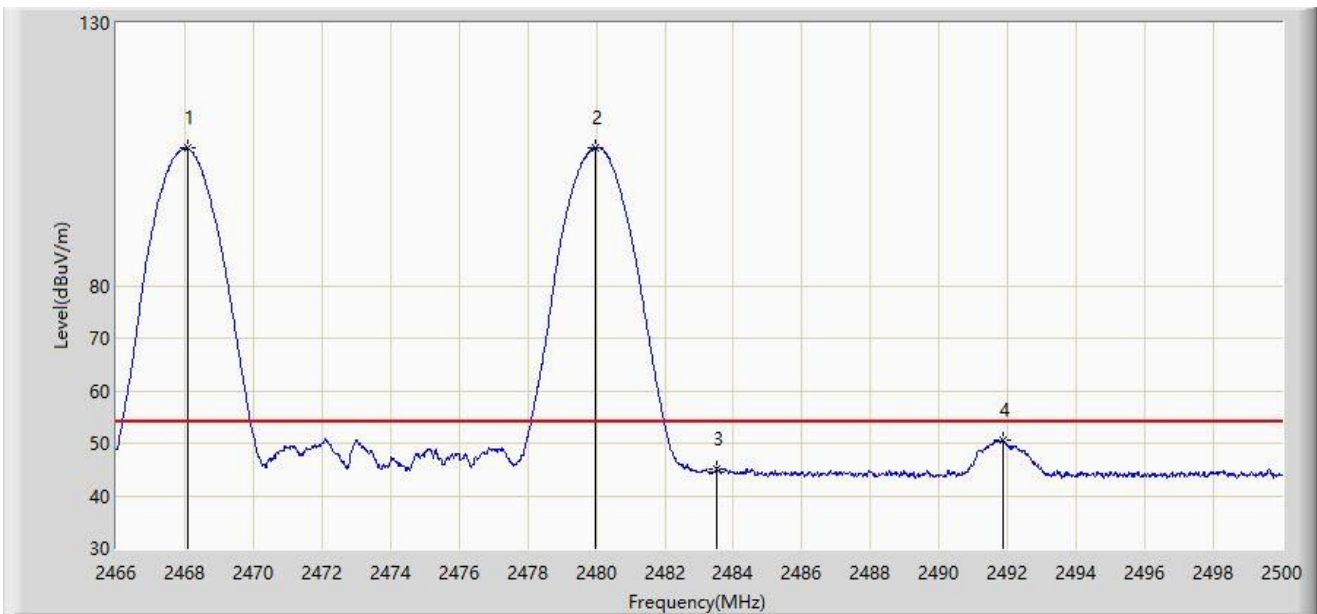
No	Mark	Frequency (MHz)	Measure Level (dB μ V/m)	Reading Level (dB μ V)	Margin (dB)	Limit (dB μ V/m)	Factor (dB/m)	Type
1	*	2468.227	106.875	74.500	N/A	N/A	32.376	PK
2		2479.821	107.184	74.800	N/A	N/A	32.384	PK
3		2483.500	55.211	22.829	-18.789	74.000	32.382	PK
4		2491.653	60.008	27.629	-13.992	74.000	32.378	PK

Note 1: " * ", means this data is the worst emission level.

Note 2: Measure Level (dB μ V/m) = Reading Level (dB μ V) + Factor (dB/m).

Note 3: Factor (dB/m) = Cable Loss (dB) + Antenna Factor (dB/m).

Site: WZ-AC2	Test Date: 2024-04-22
Limit: FCC_2.4G_RE(3m)	Engineer: Carl Jiang
Probe: BBHA9120D_1457_1-18GHz	Polarity: Horizontal
EUT: ACCESS POINT	Power: AC 120V/60Hz
Test Mode: Transmit at Ant 6 - Filter 1# - 2480MHz Ant 8 - Filter 4# - 2468MHz	



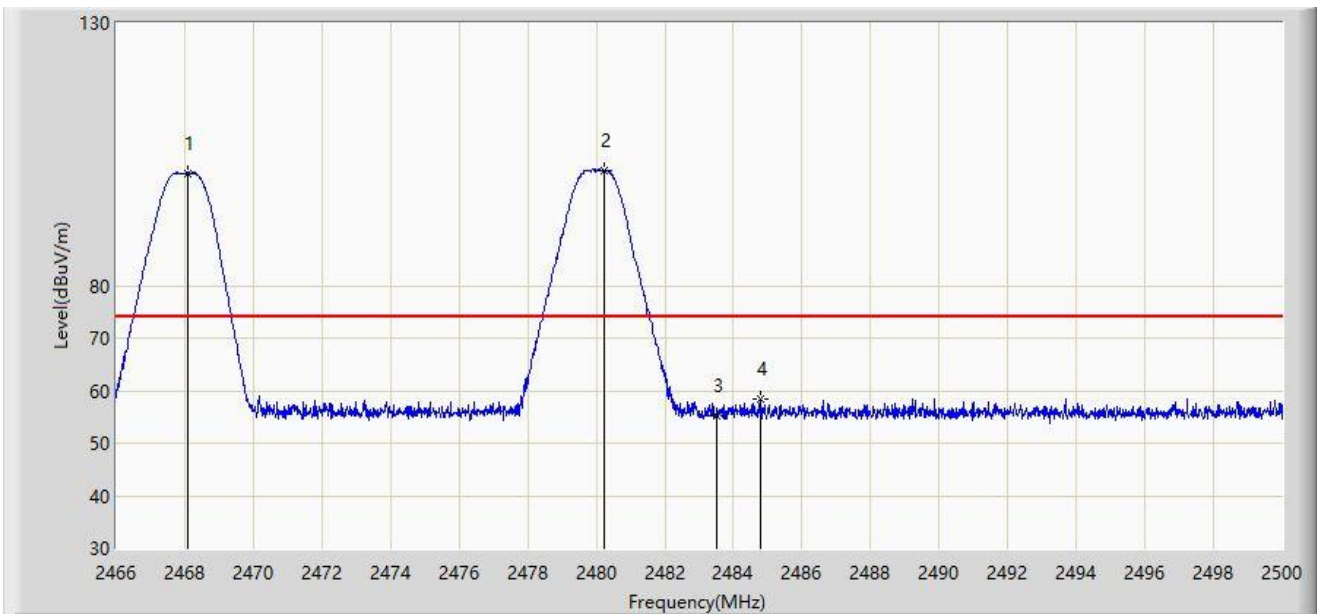
No	Mark	Frequency (MHz)	Measure Level (dB μ V/m)	Reading Level (dB μ V)	Margin (dB)	Limit (dB μ V/m)	Factor (dB/m)	Type
1	*	2468.091	106.098	73.723	N/A	N/A	32.375	AV
2		2479.957	106.268	73.884	N/A	N/A	32.384	AV
3		2483.500	45.082	12.700	-8.918	54.000	32.382	AV
4		2491.857	50.533	18.155	-3.467	54.000	32.378	AV

Note 1: " * ", means this data is the worst emission level.

Note 2: Measure Level (dB μ V/m) = Reading Level (dB μ V) + Factor (dB/m).

Note 3: Factor (dB/m) = Cable Loss (dB) + Antenna Factor (dB/m).

Site: WZ-AC2	Test Date: 2024-04-22
Limit: FCC_2.4G_RE(3m)	Engineer: Carl Jiang
Probe: BBHA9120D_1457_1-18GHz	Polarity: Vertical
EUT: ACCESS POINT	Power: AC 120V/60Hz
Test Mode: Transmit at Ant 6 - Filter 1# - 2480MHz Ant 8 - Filter 4# - 2468MHz	



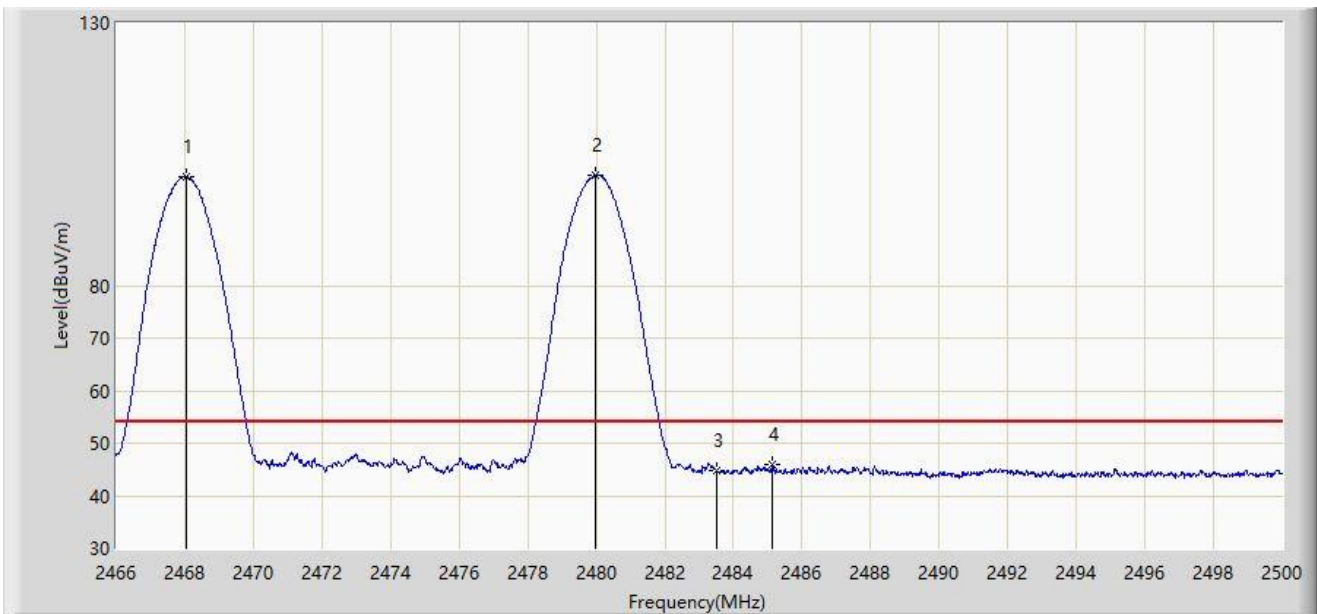
No	Mark	Frequency (MHz)	Measure Level (dB μ V/m)	Reading Level (dB μ V)	Margin (dB)	Limit (dB μ V/m)	Factor (dB/m)	Type
1	*	2468.091	101.350	68.975	N/A	N/A	32.375	PK
2		2480.212	101.905	69.521	N/A	N/A	32.384	PK
3		2483.500	55.355	22.973	-18.645	74.000	32.382	PK
4		2484.785	58.357	25.975	-15.643	74.000	32.382	PK

Note 1: " * ", means this data is the worst emission level.

Note 2: Measure Level (dB μ V/m) = Reading Level (dB μ V) + Factor (dB/m).

Note 3: Factor (dB/m) = Cable Loss (dB) + Antenna Factor (dB/m).

Site: WZ-AC2	Test Date: 2024-04-22
Limit: FCC_2.4G_RE(3m)	Engineer: Carl Jiang
Probe: BBHA9120D_1457_1-18GHz	Polarity: Vertical
EUT: ACCESS POINT	Power: AC 120V/60Hz
Test Mode: Transmit at Ant 6 - Filter 1# - 2480MHz Ant 8 - Filter 4# - 2468MHz	



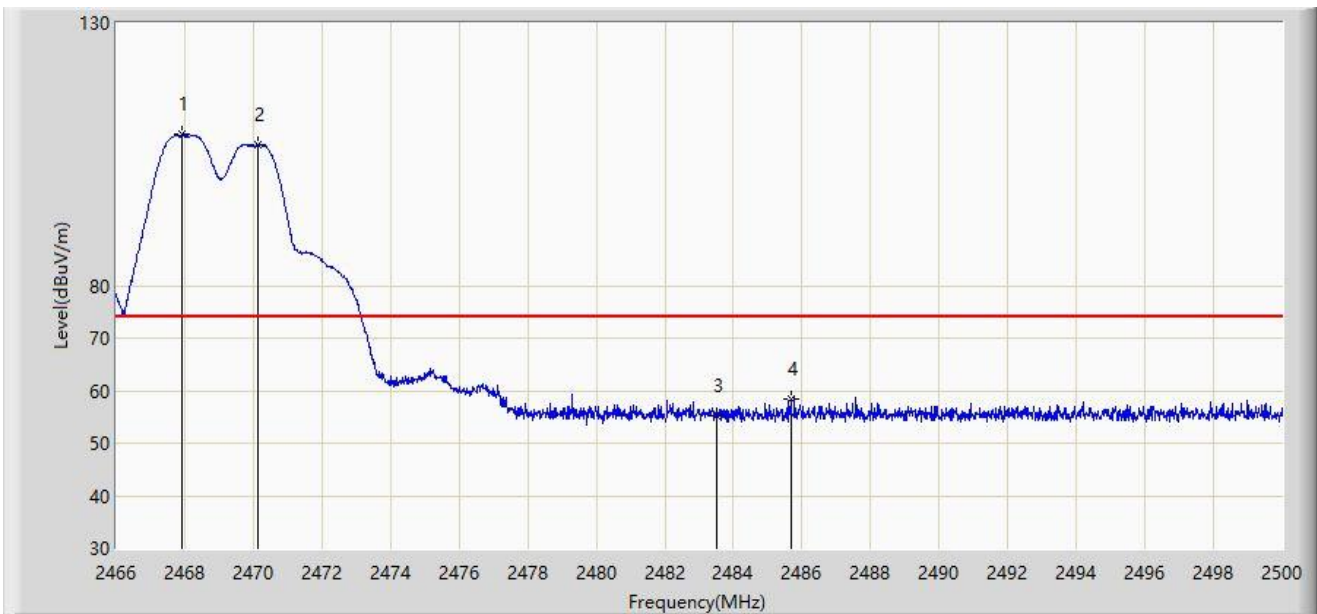
No	Mark	Frequency (MHz)	Measure Level (dBμV/m)	Reading Level (dBμV)	Margin (dB)	Limit (dBμV/m)	Factor (dB/m)	Type
1	*	2468.040	100.696	68.321	N/A	N/A	32.375	AV
2		2479.957	101.008	68.624	N/A	N/A	32.384	AV
3		2483.500	44.778	12.396	-9.222	54.000	32.382	AV
4		2485.142	46.002	13.620	-7.998	54.000	32.382	AV

Note 1: " * ", means this data is the worst emission level.

Note 2: Measure Level (dBμV/m) = Reading Level (dBμV) + Factor (dB/m).

Note 3: Factor (dB/m) = Cable Loss (dB) + Antenna Factor (dB/m).

Site: WZ-AC2	Test Date: 2024-04-22
Limit: FCC_2.4G_RE(3m)	Engineer: Carl Jiang
Probe: BBHA9120D_1457_1-18GHz	Polarity: Horizontal
EUT: ACCESS POINT	Power: AC 120V/60Hz
Test Mode: Transmit at Ant 6 - Filter 1# - 2468MHz Ant 8 - Filter 4# - 2470MHz	



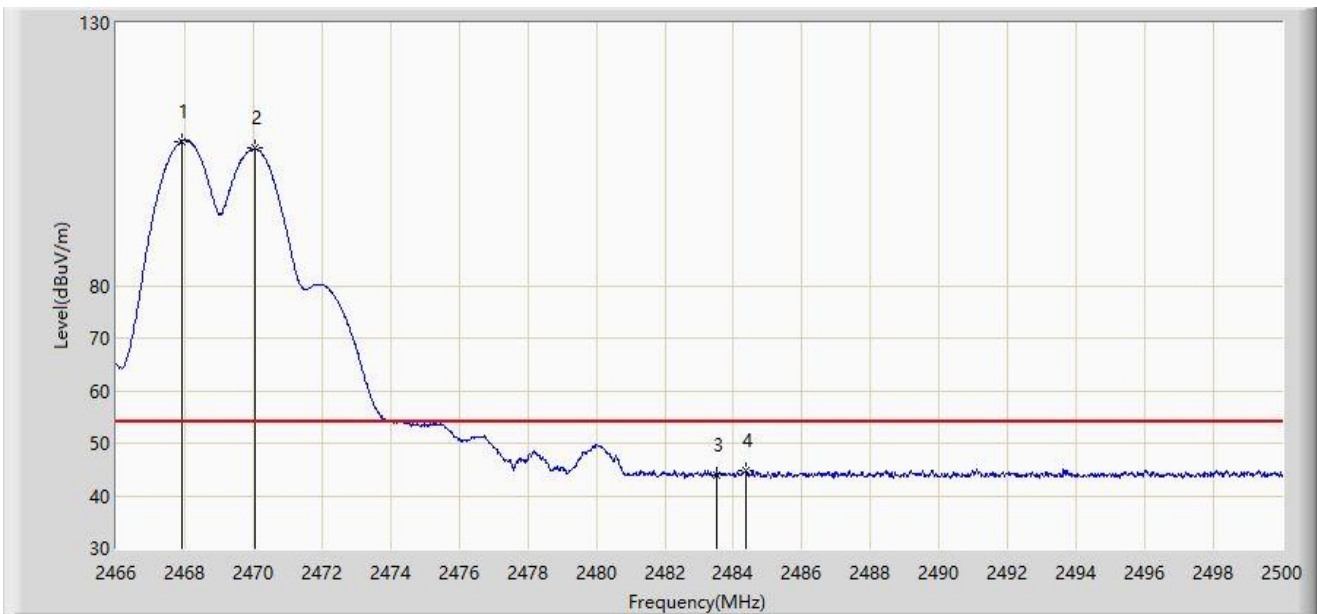
No	Mark	Frequency (MHz)	Measure Level (dB μ V/m)	Reading Level (dB μ V)	Margin (dB)	Limit (dB μ V/m)	Factor (dB/m)	Type
1		2467.938	108.846	76.471	N/A	N/A	32.375	PK
2	*	2470.114	106.744	74.365	N/A	N/A	32.379	PK
3		2483.500	55.280	22.898	-18.720	74.000	32.382	PK
4		2485.669	58.523	26.142	-15.477	74.000	32.381	PK

Note 1: " * ", means this data is the worst emission level.

Note 2: Measure Level (dB μ V/m) = Reading Level (dB μ V) + Factor (dB/m).

Note 3: Factor (dB/m) = Cable Loss (dB) + Antenna Factor (dB/m).

Site: WZ-AC2	Test Date: 2024-04-22
Limit: FCC_2.4G_RE(3m)	Engineer: Carl Jiang
Probe: BBHA9120D_1457_1-18GHz	Polarity: Horizontal
EUT: ACCESS POINT	Power: AC 120V/60Hz
Test Mode: Transmit at Ant 6 - Filter 1# - 2468MHz Ant 8 - Filter 4# - 2470MHz	



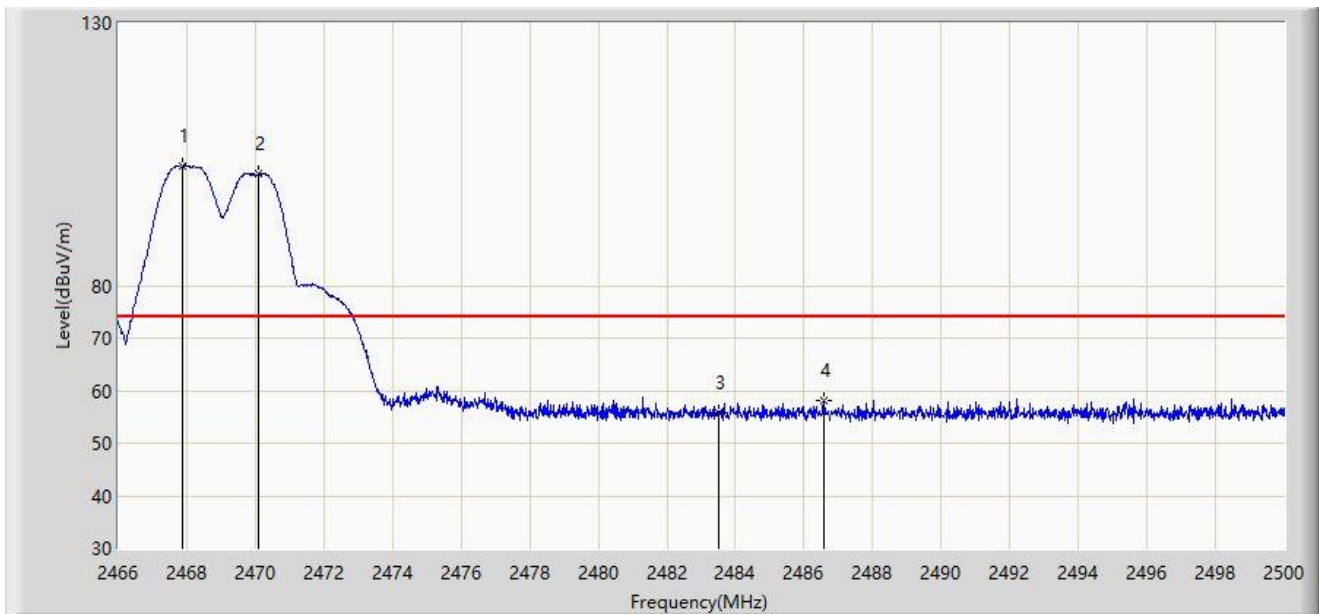
No	Mark	Frequency (MHz)	Measure Level (dB μ V/m)	Reading Level (dB μ V)	Margin (dB)	Limit (dB μ V/m)	Factor (dB/m)	Type
1		2467.904	107.486	75.111	N/A	N/A	32.375	AV
2	*	2470.046	106.103	73.724	N/A	N/A	32.379	AV
3		2483.500	43.918	11.536	-10.082	54.000	32.382	AV
4		2484.360	44.847	12.465	-9.153	54.000	32.382	AV

Note 1: " * ", means this data is the worst emission level.

Note 2: Measure Level (dB μ V/m) = Reading Level (dB μ V) + Factor (dB/m).

Note 3: Factor (dB/m) = Cable Loss (dB) + Antenna Factor (dB/m).

Site: WZ-AC2	Test Date: 2024-04-22
Limit: FCC_2.4G_RE(3m)	Engineer: Carl Jiang
Probe: BBHA9120D_1457_1-18GHz	Polarity: Vertical
EUT: ACCESS POINT	Power: AC 120V/60Hz
Test Mode: Transmit at Ant 6 - Filter 1# - 2468MHz Ant 8 - Filter 4# - 2470MHz	



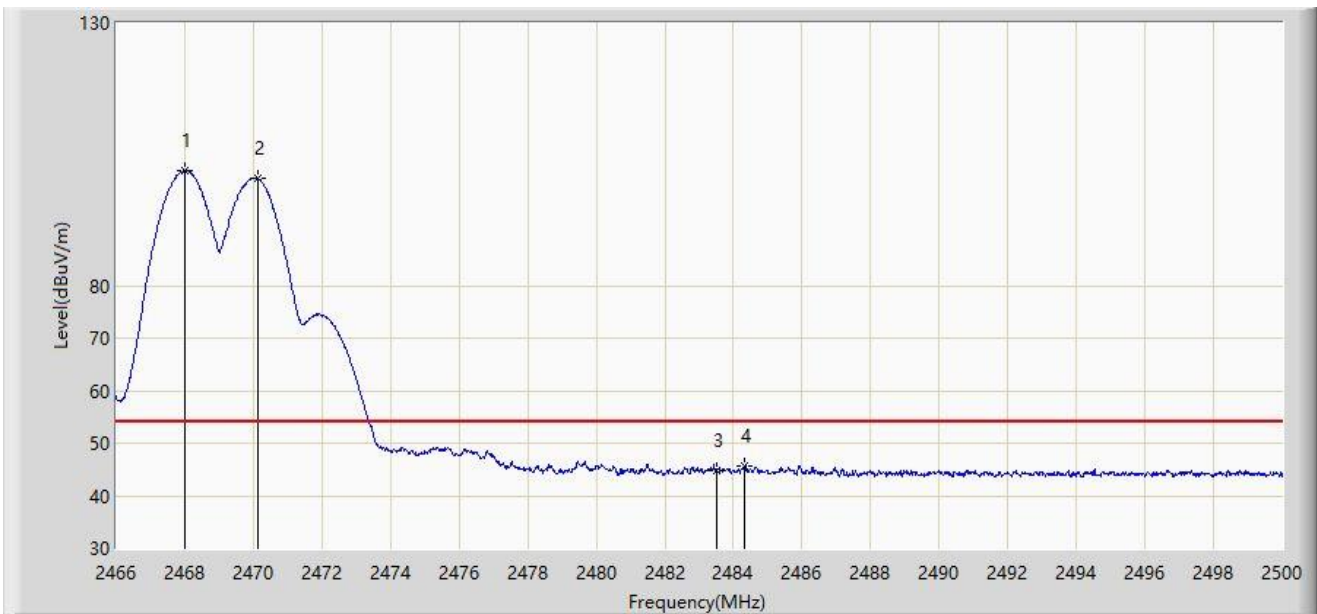
No	Mark	Frequency (MHz)	Measure Level (dB μ V/m)	Reading Level (dB μ V)	Margin (dB)	Limit (dB μ V/m)	Factor (dB/m)	Type
1		2467.887	102.882	70.507	N/A	N/A	32.374	PK
2	*	2470.080	101.333	68.954	N/A	N/A	32.379	PK
3		2483.500	55.676	23.294	-18.324	74.000	32.382	PK
4		2486.570	58.082	25.701	-15.918	74.000	32.381	PK

Note 1: " * ", means this data is the worst emission level.

Note 2: Measure Level (dB μ V/m) = Reading Level (dB μ V) + Factor (dB/m).

Note 3: Factor (dB/m) = Cable Loss (dB) + Antenna Factor (dB/m).

Site: WZ-AC2	Test Date: 2024-04-22
Limit: FCC_2.4G_RE(3m)	Engineer: Carl Jiang
Probe: BBHA9120D_1457_1-18GHz	Polarity: Vertical
EUT: ACCESS POINT	Power: AC 120V/60Hz
Test Mode: Transmit at Ant 6 - Filter 1# - 2468MHz Ant 8 - Filter 4# - 2470MHz	



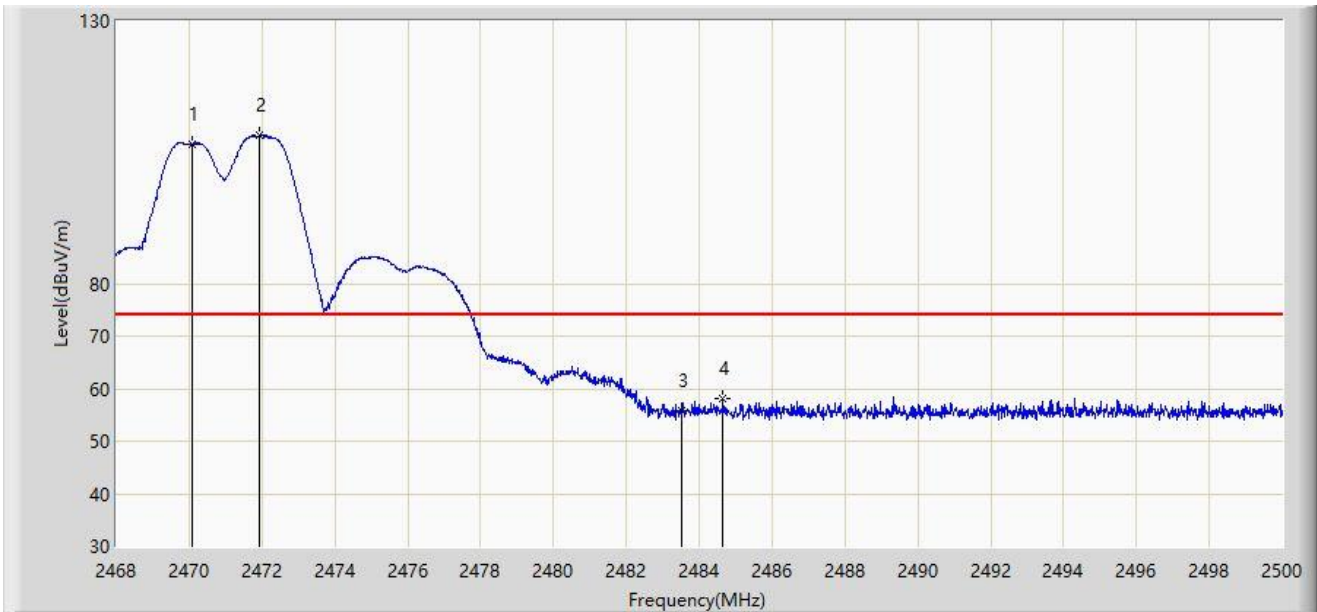
No	Mark	Frequency (MHz)	Measure Level (dBμV/m)	Reading Level (dBμV)	Margin (dB)	Limit (dBμV/m)	Factor (dB/m)	Type
1		2468.023	101.907	69.532	N/A	N/A	32.375	AV
2	*	2470.114	100.404	68.025	N/A	N/A	32.379	AV
3		2483.500	44.731	12.349	-9.269	54.000	32.382	AV
4		2484.309	45.780	13.398	-8.220	54.000	32.382	AV

Note 1: " * ", means this data is the worst emission level.

Note 2: Measure Level (dBμV/m) = Reading Level (dBμV) + Factor (dB/m).

Note 3: Factor (dB/m) = Cable Loss (dB) + Antenna Factor (dB/m).

Site: WZ-AC2	Test Date: 2024-04-22
Limit: FCC_2.4G_RE(3m)	Engineer: Carl Jiang
Probe: BBHA9120D_1457_1-18GHz	Polarity: Horizontal
EUT: ACCESS POINT	Power: AC 120V/60Hz
Test Mode: Transmit at Ant 6 - Filter 1# - 2472MHz Ant 8 - Filter 4# - 2470MHz	



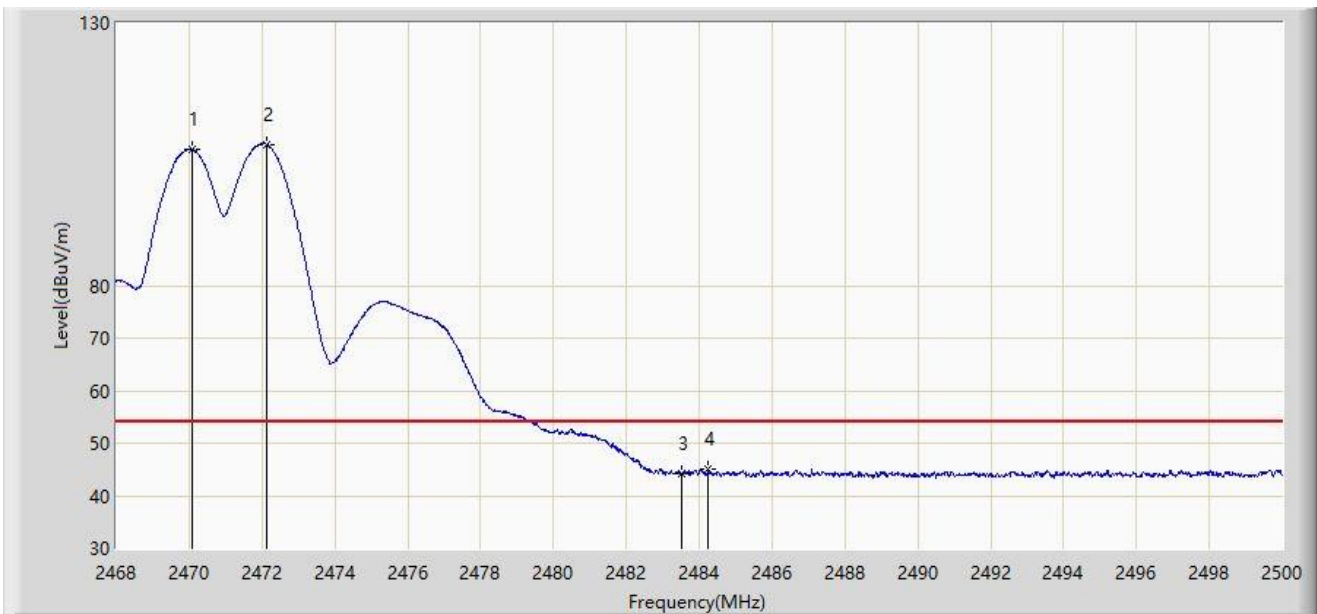
No	Mark	Frequency (MHz)	Measure Level (dB μ V/m)	Reading Level (dB μ V)	Margin (dB)	Limit (dB μ V/m)	Factor (dB/m)	Type
1	*	2470.080	106.596	74.217	N/A	N/A	32.379	PK
2		2471.920	108.130	75.747	N/A	N/A	32.383	PK
3		2483.500	55.810	23.428	-18.190	74.000	32.382	PK
4		2484.656	58.253	25.871	-15.747	74.000	32.381	PK

Note 1: " * ", means this data is the worst emission level.

Note 2: Measure Level (dB μ V/m) = Reading Level (dB μ V) + Factor (dB/m).

Note 3: Factor (dB/m) = Cable Loss (dB) + Antenna Factor (dB/m).

Site: WZ-AC2	Test Date: 2024-04-22
Limit: FCC_2.4G_RE(3m)	Engineer: Carl Jiang
Probe: BBHA9120D_1457_1-18GHz	Polarity: Horizontal
EUT: ACCESS POINT	Power: AC 120V/60Hz
Test Mode: Transmit at Ant 6 - Filter 1# - 2472MHz Ant 8 - Filter 4# - 2470MHz	



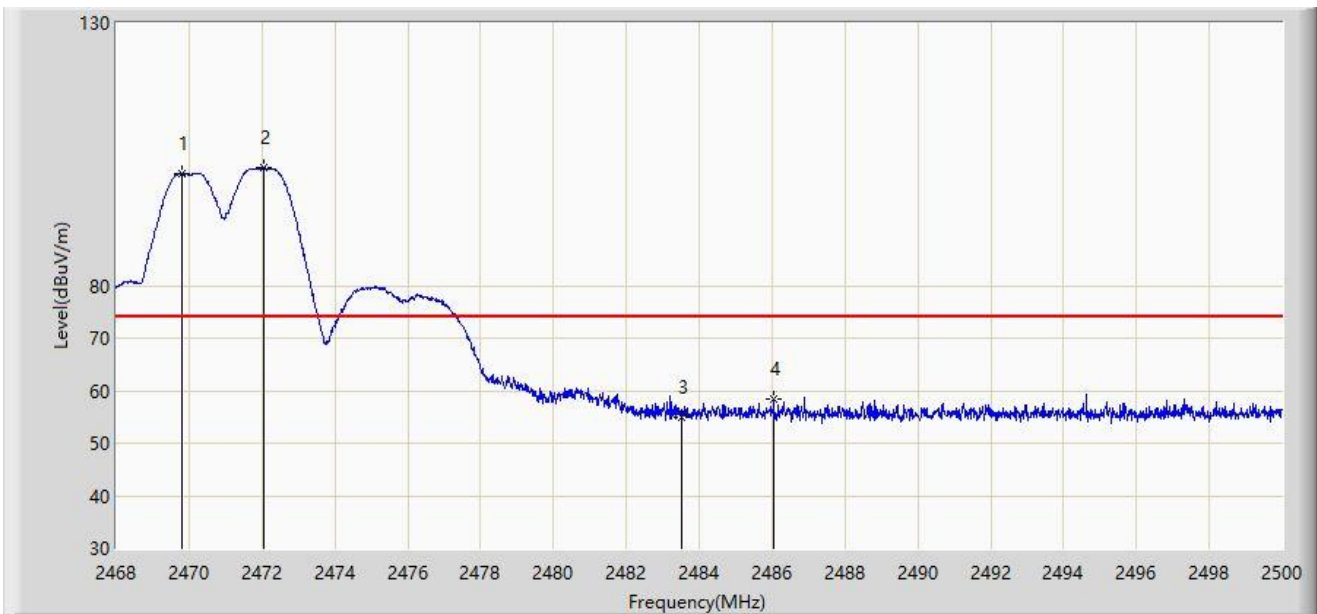
No	Mark	Frequency (MHz)	Measure Level (dBμV/m)	Reading Level (dBμV)	Margin (dB)	Limit (dBμV/m)	Factor (dB/m)	Type
1	*	2470.080	105.986	73.607	N/A	N/A	32.379	AV
2		2472.112	106.925	74.542	N/A	N/A	32.383	AV
3		2483.500	44.220	11.838	-9.780	54.000	32.382	AV
4		2484.256	44.953	12.571	-9.047	54.000	32.382	AV

Note 1: " * ", means this data is the worst emission level.

Note 2: Measure Level (dBμV/m) = Reading Level (dBμV) + Factor (dB/m).

Note 3: Factor (dB/m) = Cable Loss (dB) + Antenna Factor (dB/m).

Site: WZ-AC2	Test Date: 2024-04-22
Limit: FCC_2.4G_RE(3m)	Engineer: Carl Jiang
Probe: BBHA9120D_1457_1-18GHz	Polarity: Vertical
EUT: ACCESS POINT	Power: AC 120V/60Hz
Test Mode: Transmit at Ant 6 - Filter 1# - 2472MHz Ant 8 - Filter 4# - 2470MHz	



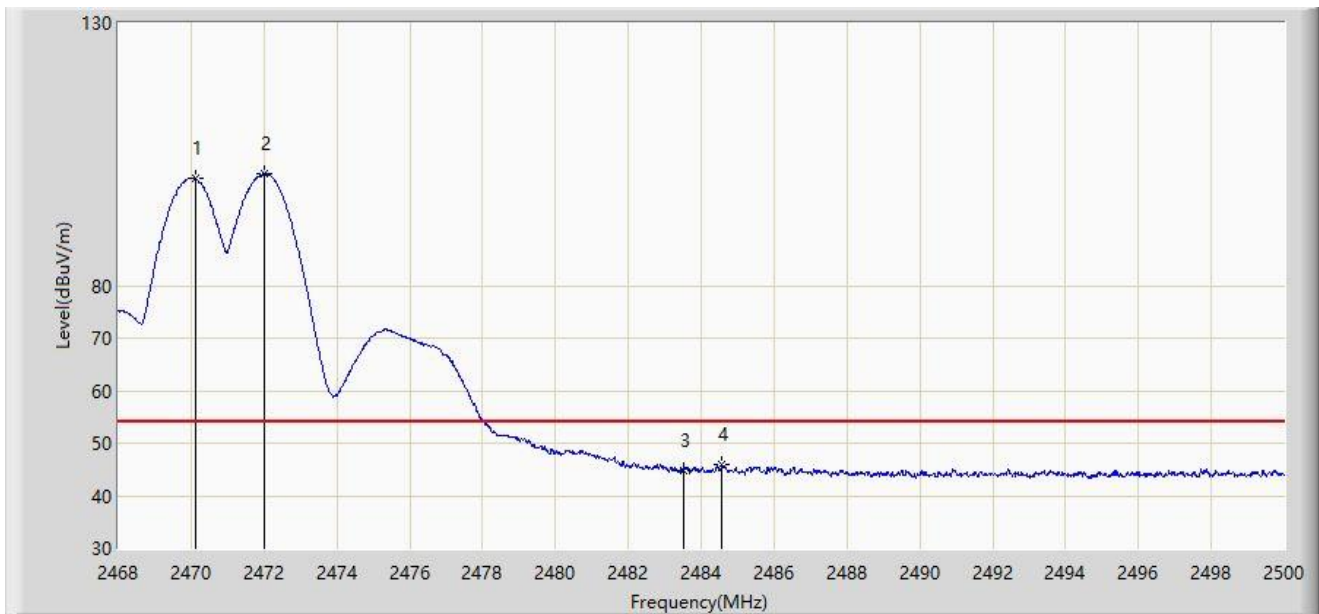
No	Mark	Frequency (MHz)	Measure Level (dB μ V/m)	Reading Level (dB μ V)	Margin (dB)	Limit (dB μ V/m)	Factor (dB/m)	Type
1	*	2469.824	101.291	68.912	N/A	N/A	32.378	PK
2		2472.032	102.545	70.162	N/A	N/A	32.383	PK
3		2483.500	55.015	22.633	-18.985	74.000	32.382	PK
4		2486.048	58.482	26.101	-15.518	74.000	32.381	PK

Note 1: " * ", means this data is the worst emission level.

Note 2: Measure Level (dB μ V/m) = Reading Level (dB μ V) + Factor (dB/m).

Note 3: Factor (dB/m) = Cable Loss (dB) + Antenna Factor (dB/m).

Site: WZ-AC2	Test Date: 2024-04-22
Limit: FCC_2.4G_RE(3m)	Engineer: Carl Jiang
Probe: BBHA9120D_1457_1-18GHz	Polarity: Vertical
EUT: ACCESS POINT	Power: AC 120V/60Hz
Test Mode: Transmit at Ant 6 - Filter 1# - 2472MHz Ant 8 - Filter 4# - 2470MHz	



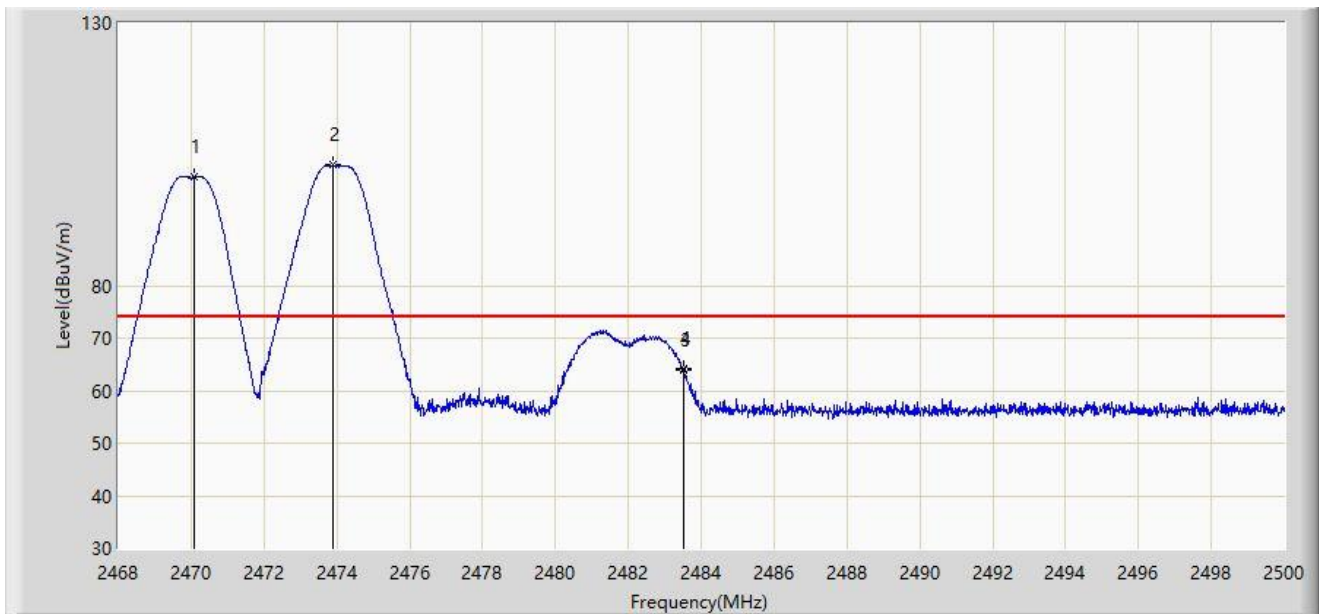
No	Mark	Frequency (MHz)	Measure Level (dB μ V/m)	Reading Level (dB μ V)	Margin (dB)	Limit (dB μ V/m)	Factor (dB/m)	Type
1	*	2470.128	100.456	68.077	N/A	N/A	32.379	AV
2		2472.000	101.283	68.900	N/A	N/A	32.383	AV
3		2483.500	44.761	12.379	-9.239	54.000	32.382	AV
4		2484.576	45.808	13.426	-8.192	54.000	32.381	AV

Note 1: " * ", means this data is the worst emission level.

Note 2: Measure Level (dB μ V/m) = Reading Level (dB μ V) + Factor (dB/m).

Note 3: Factor (dB/m) = Cable Loss (dB) + Antenna Factor (dB/m).

Site: WZ-AC2	Test Date: 2024-04-23
Limit: FCC_2.4G_RE(3m)	Engineer: Carl Jiang
Probe: BBHA9120D_1457_1-18GHz	Polarity: Horizontal
EUT: ACCESS POINT	Power: AC 120V/60Hz
Test Mode: Transmit at Ant 6 - Filter 1# - 2474MHz Ant 8 - Filter 4# - 2470MHz	



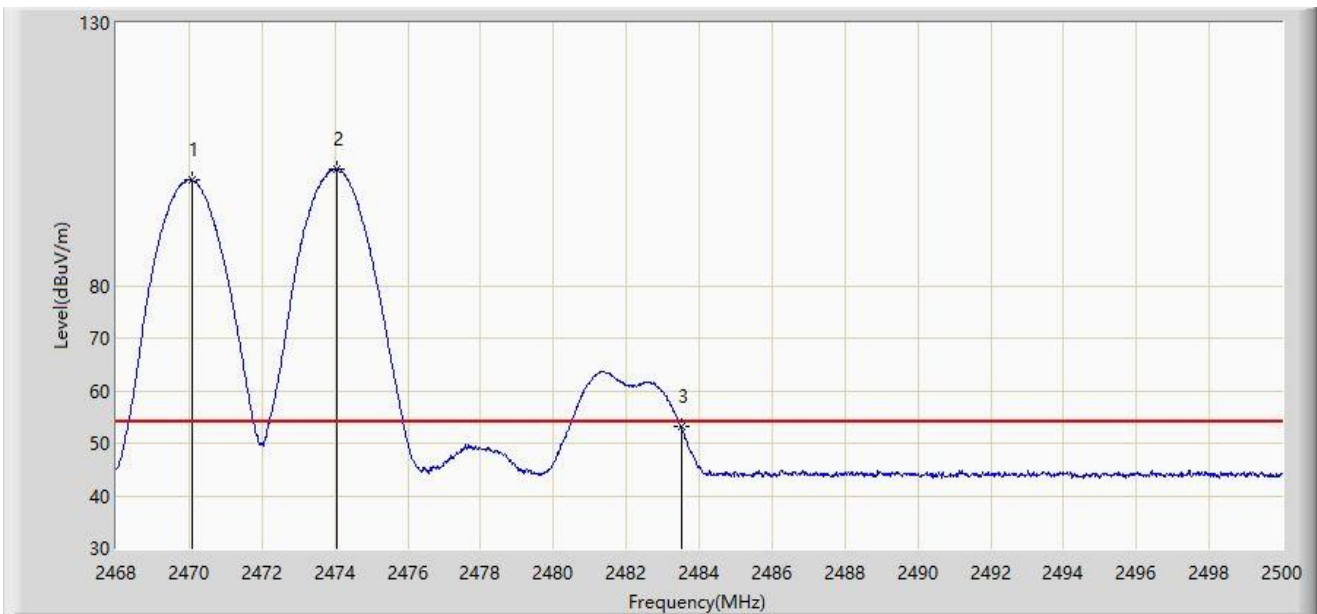
No	Mark	Frequency (MHz)	Measure Level (dB μ V/m)	Reading Level (dB μ V)	Margin (dB)	Limit (dB μ V/m)	Factor (dB/m)	Type
1	*	2470.096	100.663	68.284	N/A	N/A	32.379	PK
2		2473.904	102.909	70.522	N/A	N/A	32.387	PK
3		2483.500	64.036	31.654	-9.964	74.000	32.382	PK
4		2483.504	64.173	31.791	-9.827	74.000	32.382	PK

Note 1: " * ", means this data is the worst emission level.

Note 2: Measure Level (dB μ V/m) = Reading Level (dB μ V) + Factor (dB/m).

Note 3: Factor (dB/m) = Cable Loss (dB) + Antenna Factor (dB/m).

Site: WZ-AC2	Test Date: 2024-04-23
Limit: FCC_2.4G_RE(3m)	Engineer: Carl Jiang
Probe: BBHA9120D_1457_1-18GHz	Polarity: Horizontal
EUT: ACCESS POINT	Power: AC 120V/60Hz
Test Mode: Transmit at Ant 6 - Filter 1# - 2474MHz Ant 8 - Filter 4# - 2470MHz	



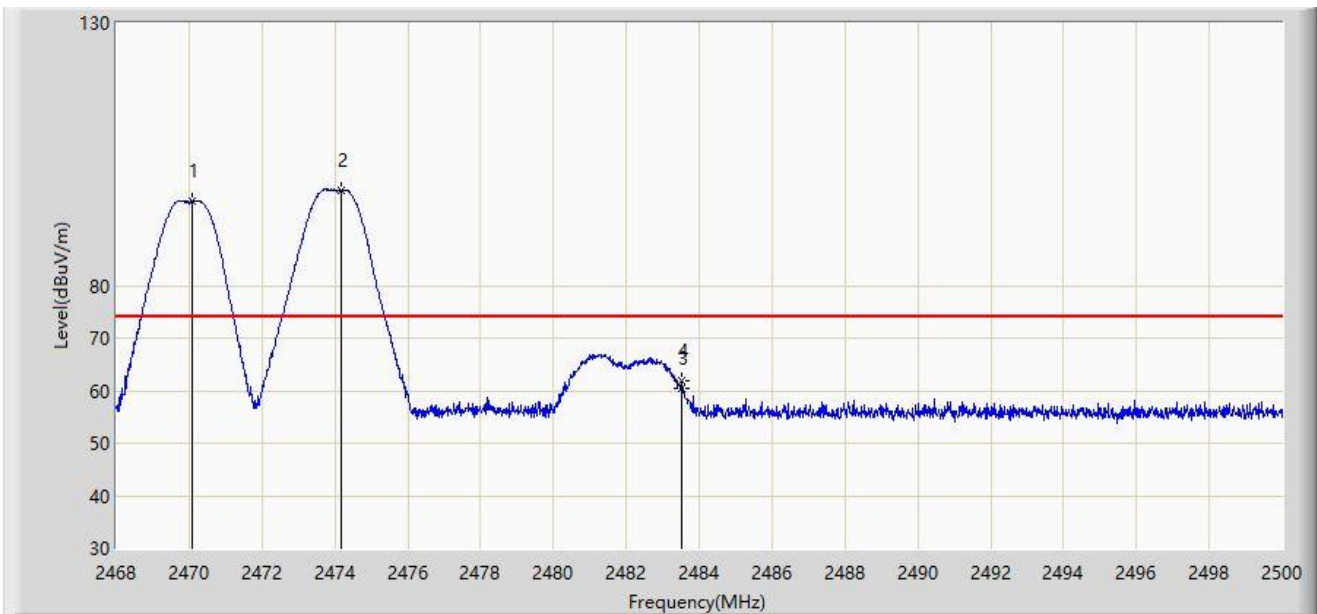
No	Mark	Frequency (MHz)	Measure Level (dBμV/m)	Reading Level (dBμV)	Margin (dB)	Limit (dBμV/m)	Factor (dB/m)	Type
1	*	2470.080	100.040	67.661	N/A	N/A	32.379	AV
2		2474.048	102.214	69.827	N/A	N/A	32.387	AV
3		2483.500	53.046	20.664	-0.954	54.000	32.382	AV

Note 1: " * ", means this data is the worst emission level.

Note 2: Measure Level (dBμV/m) = Reading Level (dBμV) + Factor (dB/m).

Note 3: Factor (dB/m) = Cable Loss (dB) + Antenna Factor (dB/m).

Site: WZ-AC2	Test Date: 2024-04-23
Limit: FCC_2.4G_RE(3m)	Engineer: Carl Jiang
Probe: BBHA9120D_1457_1-18GHz	Polarity: Vertical
EUT: ACCESS POINT	Power: AC 120V/60Hz
Test Mode: Transmit at Ant 6 - Filter 1# - 2474MHz Ant 8 - Filter 4# - 2470MHz	



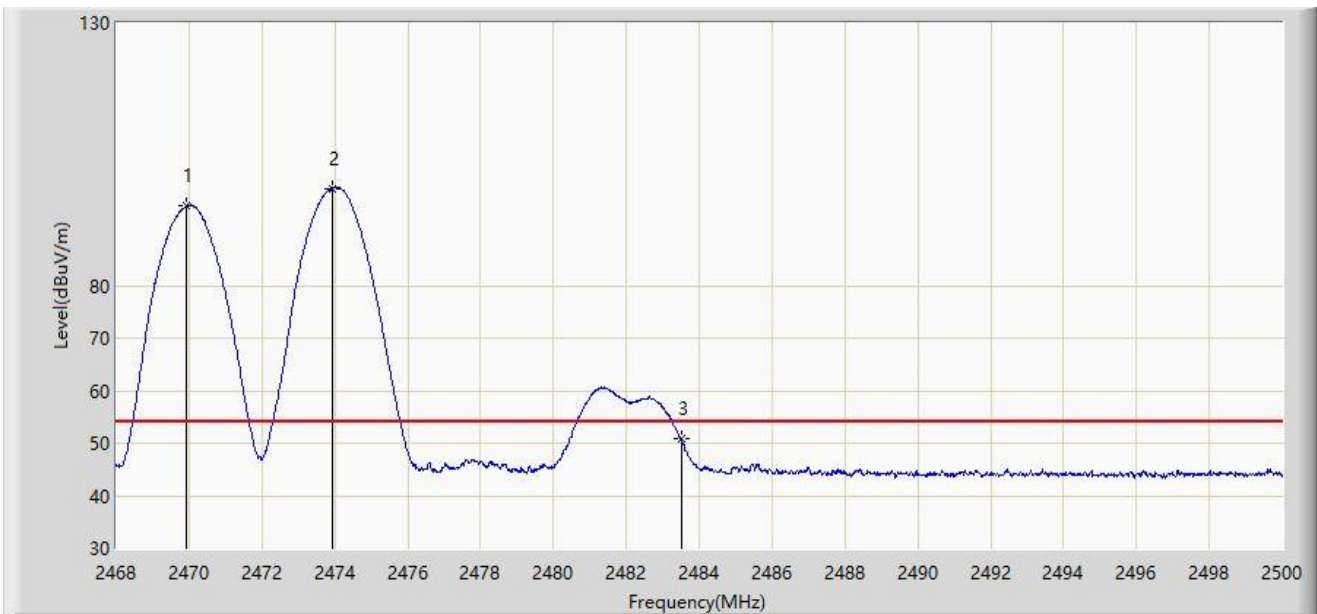
No	Mark	Frequency (MHz)	Measure Level (dBμV/m)	Reading Level (dBμV)	Margin (dB)	Limit (dBμV/m)	Factor (dB/m)	Type
1	*	2470.096	96.011	63.632	N/A	N/A	32.379	PK
2		2474.192	98.205	65.818	N/A	N/A	32.387	PK
3		2483.500	60.529	28.147	-13.471	74.000	32.382	PK
4		2483.536	61.951	29.569	-12.049	74.000	32.382	PK

Note 1: " * ", means this data is the worst emission level.

Note 2: Measure Level (dBμV/m) = Reading Level (dBμV) + Factor (dB/m).

Note 3: Factor (dB/m) = Cable Loss (dB) + Antenna Factor (dB/m).

Site: WZ-AC2	Test Date: 2024-04-23
Limit: FCC_2.4G_RE(3m)	Engineer: Carl Jiang
Probe: BBHA9120D_1457_1-18GHz	Polarity: Vertical
EUT: ACCESS POINT	Power: AC 120V/60Hz
Test Mode: Transmit at Ant 6 - Filter 1# - 2474MHz Ant 8 - Filter 4# - 2470MHz	



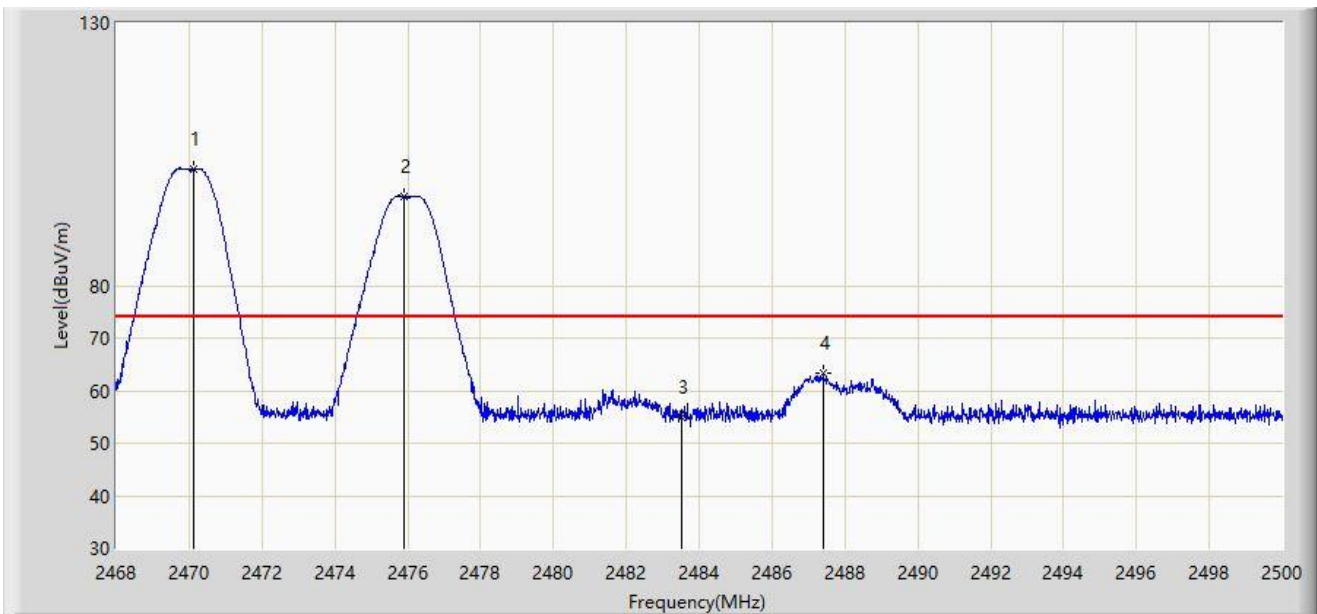
No	Mark	Frequency (MHz)	Measure Level (dBμV/m)	Reading Level (dBμV)	Margin (dB)	Limit (dBμV/m)	Factor (dB/m)	Type
1	*	2469.936	95.104	62.725	N/A	N/A	32.379	AV
2		2473.920	98.539	66.152	N/A	N/A	32.387	AV
3		2483.500	50.822	18.440	-3.178	54.000	32.382	AV

Note 1: " * ", means this data is the worst emission level.

Note 2: Measure Level (dBμV/m) = Reading Level (dBμV) + Factor (dB/m).

Note 3: Factor (dB/m) = Cable Loss (dB) + Antenna Factor (dB/m).

Site: WZ-AC2	Test Date: 2024-04-23
Limit: FCC_2.4G_RE(3m)	Engineer: Carl Jiang
Probe: BBHA9120D_1457_1-18GHz	Polarity: Horizontal
EUT: ACCESS POINT	Power: AC 120V/60Hz
Test Mode: Transmit at Ant 6 - Filter 1# - 2476MHz Ant 8 - Filter 4# - 2470MHz	



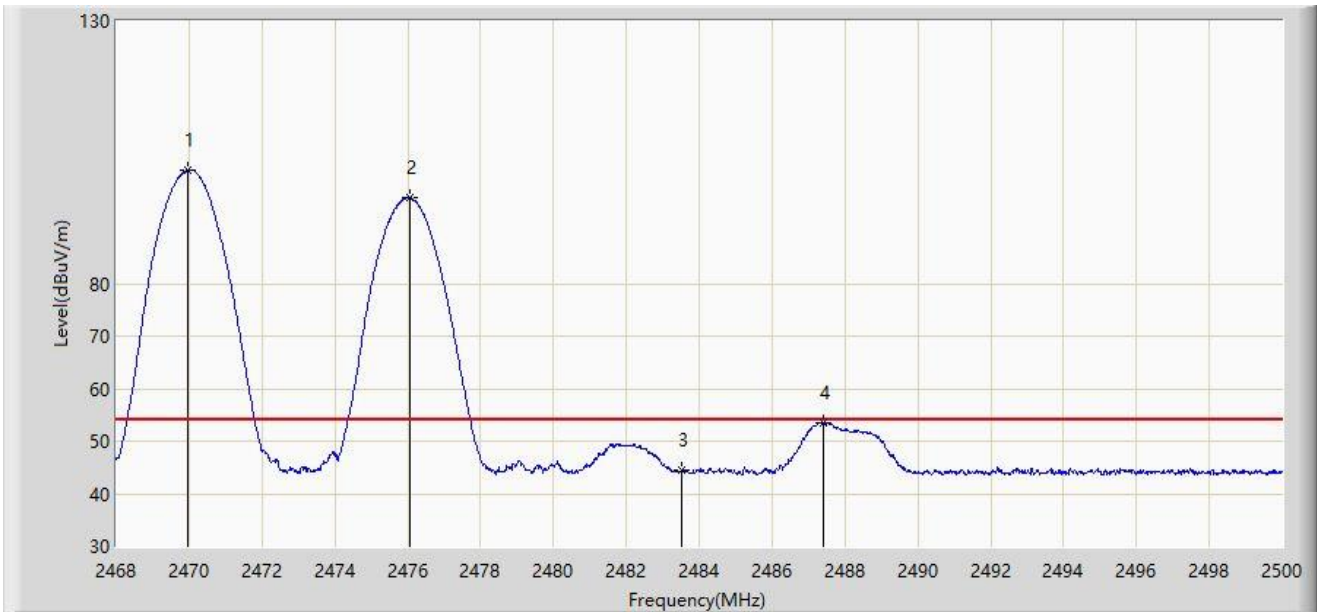
No	Mark	Frequency (MHz)	Measure Level (dBμV/m)	Reading Level (dBμV)	Margin (dB)	Limit (dBμV/m)	Factor (dB/m)	Type
1		2470.128	102.229	69.850	N/A	N/A	32.379	PK
2	*	2475.904	96.928	64.542	N/A	N/A	32.386	PK
3		2483.500	54.931	22.549	-19.069	74.000	32.382	PK
4		2487.408	63.449	31.068	-10.551	74.000	32.381	PK

Note 1: " * ", means this data is the worst emission level.

Note 2: Measure Level (dBμV/m) = Reading Level (dBμV) + Factor (dB/m).

Note 3: Factor (dB/m) = Cable Loss (dB) + Antenna Factor (dB/m).

Site: WZ-AC2	Test Date: 2024-04-23
Limit: FCC_2.4G_RE(3m)	Engineer: Carl Jiang
Probe: BBHA9120D_1457_1-18GHz	Polarity: Horizontal
EUT: ACCESS POINT	Power: AC 120V/60Hz
Test Mode: Transmit at Ant 6 - Filter 1# - 2476MHz Ant 8 - Filter 4# - 2470MHz	



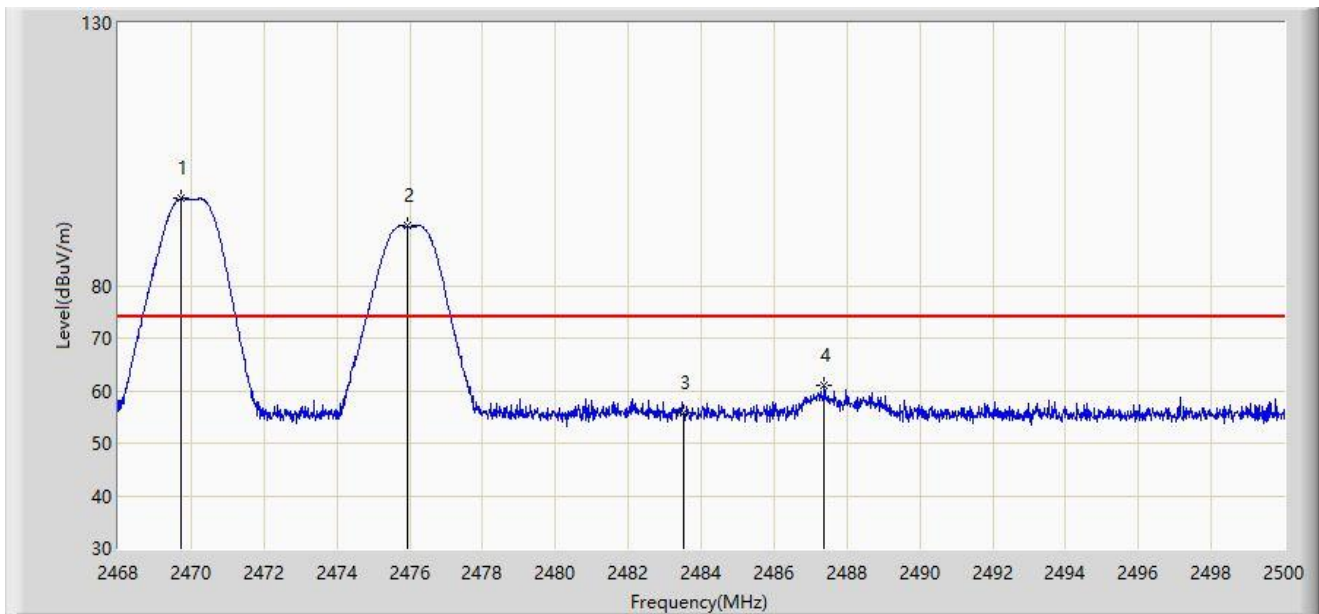
No	Mark	Frequency (MHz)	Measure Level (dBμV/m)	Reading Level (dBμV)	Margin (dB)	Limit (dBμV/m)	Factor (dB/m)	Type
1		2469.968	101.622	69.243	N/A	N/A	32.379	AV
2	*	2476.048	96.318	63.932	N/A	N/A	32.386	AV
3		2483.500	44.349	11.967	-9.651	54.000	32.382	AV
4		2487.392	53.604	21.223	-0.396	54.000	32.381	AV

Note 1: " * ", means this data is the worst emission level.

Note 2: Measure Level (dBμV/m) = Reading Level (dBμV) + Factor (dB/m).

Note 3: Factor (dB/m) = Cable Loss (dB) + Antenna Factor (dB/m).

Site: WZ-AC2	Test Date: 2024-04-23
Limit: FCC_2.4G_RE(3m)	Engineer: Carl Jiang
Probe: BBHA9120D_1457_1-18GHz	Polarity: Vertical
EUT: ACCESS POINT	Power: AC 120V/60Hz
Test Mode: Transmit at Ant 6 - Filter 1# - 2476MHz Ant 8 - Filter 4# - 2470MHz	



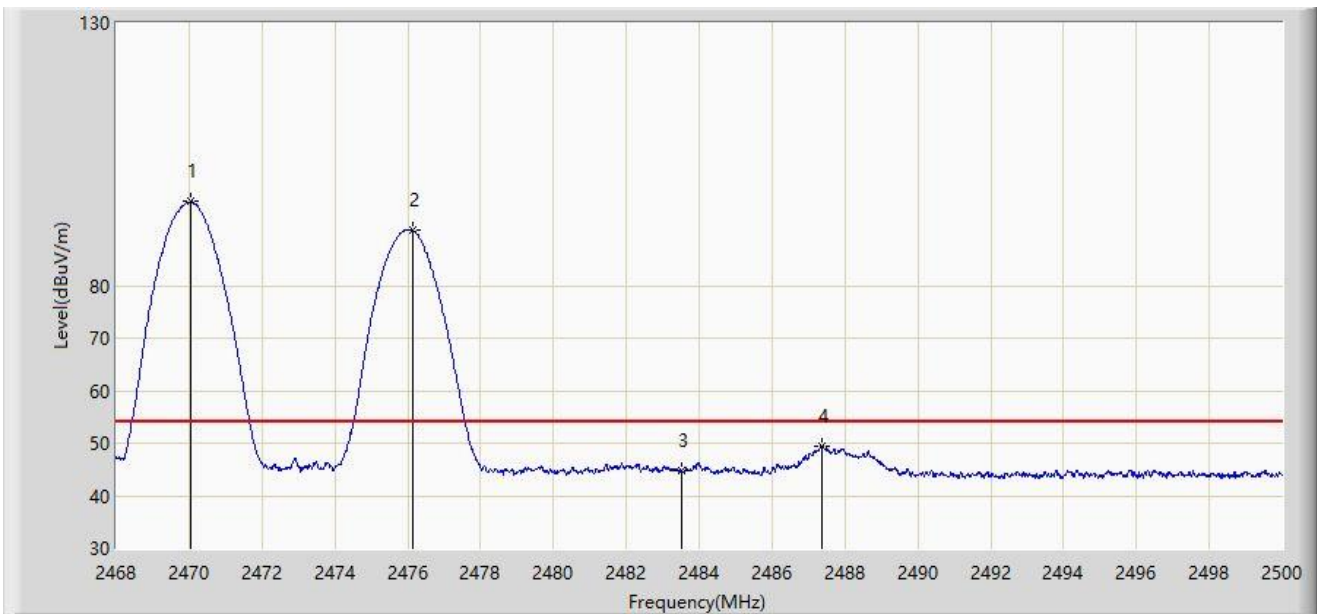
No	Mark	Frequency (MHz)	Measure Level (dB μ V/m)	Reading Level (dB μ V)	Margin (dB)	Limit (dB μ V/m)	Factor (dB/m)	Type
1		2469.728	96.653	64.275	N/A	N/A	32.378	PK
2	*	2475.952	91.347	58.961	N/A	N/A	32.386	PK
3		2483.500	55.783	23.401	-18.217	74.000	32.382	PK
4		2487.376	60.997	28.616	-13.003	74.000	32.381	PK

Note 1: " * ", means this data is the worst emission level.

Note 2: Measure Level (dB μ V/m) = Reading Level (dB μ V) + Factor (dB/m).

Note 3: Factor (dB/m) = Cable Loss (dB) + Antenna Factor (dB/m).

Site: WZ-AC2	Test Date: 2024-04-23
Limit: FCC_2.4G_RE(3m)	Engineer: Carl Jiang
Probe: BBHA9120D_1457_1-18GHz	Polarity: Vertical
EUT: ACCESS POINT	Power: AC 120V/60Hz
Test Mode: Transmit at Ant 6 - Filter 1# - 2476MHz Ant 8 - Filter 4# - 2470MHz	



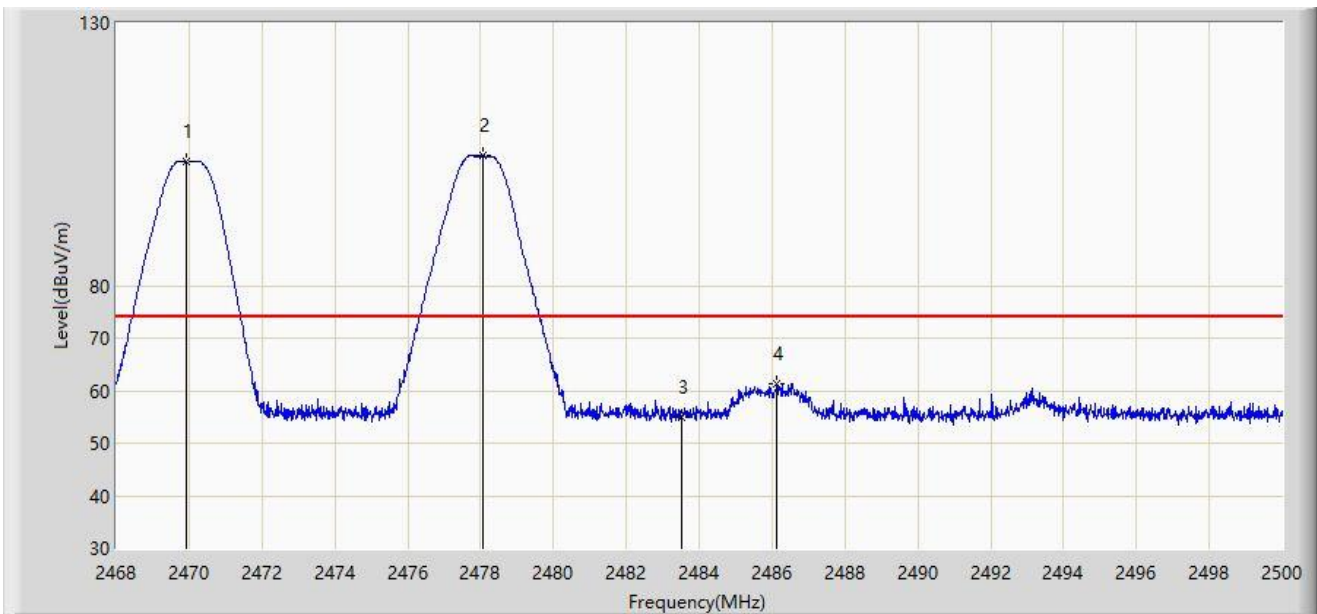
No	Mark	Frequency (MHz)	Measure Level (dBμV/m)	Reading Level (dBμV)	Margin (dB)	Limit (dBμV/m)	Factor (dB/m)	Type
1		2470.048	96.008	63.629	N/A	N/A	32.379	AV
2	*	2476.144	90.491	58.105	N/A	N/A	32.386	AV
3		2483.500	44.904	12.522	-9.096	54.000	32.382	AV
4		2487.360	49.524	17.143	-4.476	54.000	32.381	AV

Note 1: " * ", means this data is the worst emission level.

Note 2: Measure Level (dBμV/m) = Reading Level (dBμV) + Factor (dB/m).

Note 3: Factor (dB/m) = Cable Loss (dB) + Antenna Factor (dB/m).

Site: WZ-AC2	Test Date: 2024-04-23
Limit: FCC_2.4G_RE(3m)	Engineer: Carl Jiang
Probe: BBHA9120D_1457_1-18GHz	Polarity: Horizontal
EUT: ACCESS POINT	Power: AC 120V/60Hz
Test Mode: Transmit at Ant 6 - Filter 1# - 2478MHz Ant 8 - Filter 4# - 2470MHz	



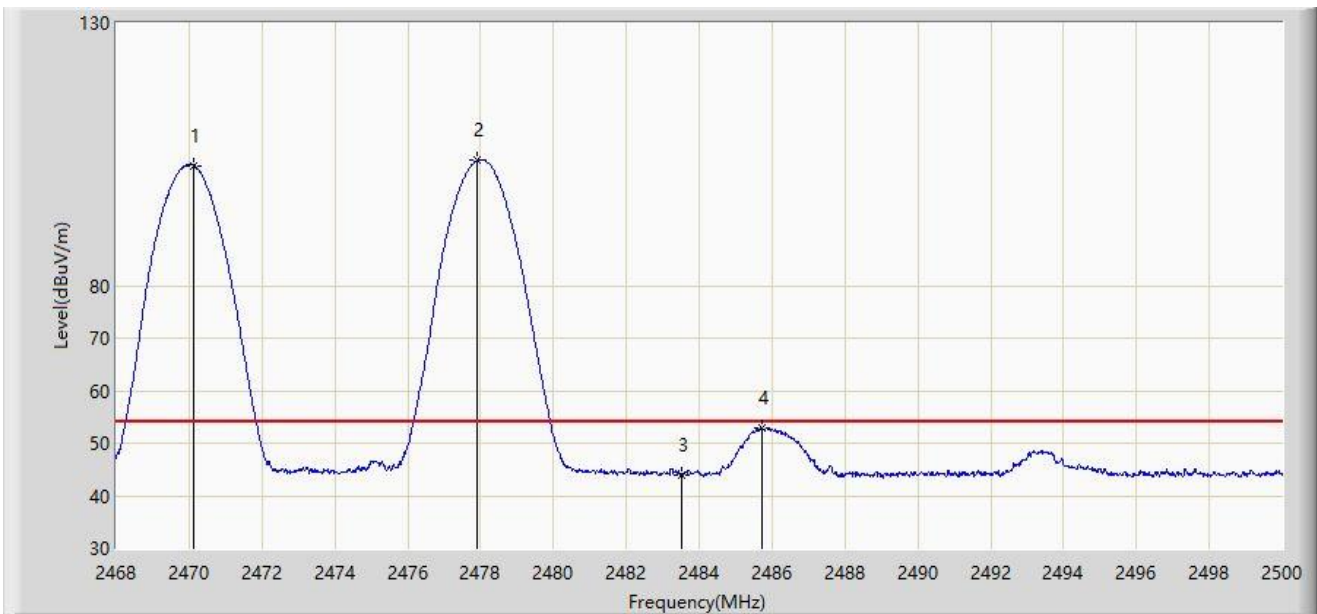
No	Mark	Frequency (MHz)	Measure Level (dBμV/m)	Reading Level (dBμV)	Margin (dB)	Limit (dBμV/m)	Factor (dB/m)	Type
1	*	2469.920	103.569	71.190	N/A	N/A	32.379	PK
2		2478.080	104.749	72.364	N/A	N/A	32.385	PK
3		2483.500	54.833	22.451	-19.167	74.000	32.382	PK
4		2486.144	61.245	28.864	-12.755	74.000	32.381	PK

Note 1: " * ", means this data is the worst emission level.

Note 2: Measure Level (dBμV/m) = Reading Level (dBμV) + Factor (dB/m).

Note 3: Factor (dB/m) = Cable Loss (dB) + Antenna Factor (dB/m).

Site: WZ-AC2	Test Date: 2024-04-23
Limit: FCC_2.4G_RE(3m)	Engineer: Carl Jiang
Probe: BBHA9120D_1457_1-18GHz	Polarity: Horizontal
EUT: ACCESS POINT	Power: AC 120V/60Hz
Test Mode: Transmit at Ant 6 - Filter 1# - 2478MHz Ant 8 - Filter 4# - 2470MHz	



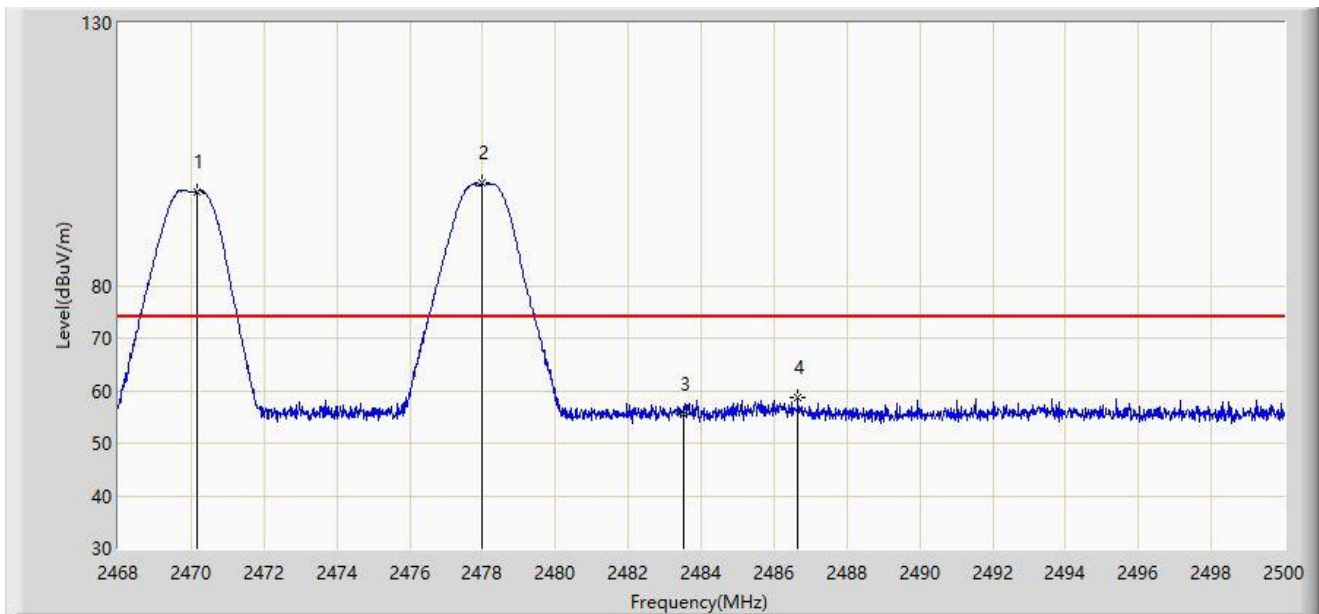
No	Mark	Frequency (MHz)	Measure Level (dBμV/m)	Reading Level (dBμV)	Margin (dB)	Limit (dBμV/m)	Factor (dB/m)	Type
1	*	2470.128	102.896	70.517	N/A	N/A	32.379	AV
2		2477.920	103.803	71.418	N/A	N/A	32.385	AV
3		2483.500	43.954	11.572	-10.046	54.000	32.382	AV
4		2485.728	52.894	20.513	-1.106	54.000	32.381	AV

Note 1: " * ", means this data is the worst emission level.

Note 2: Measure Level (dBμV/m) = Reading Level (dBμV) + Factor (dB/m).

Note 3: Factor (dB/m) = Cable Loss (dB) + Antenna Factor (dB/m).

Site: WZ-AC2	Test Date: 2024-04-23
Limit: FCC_2.4G_RE(3m)	Engineer: Carl Jiang
Probe: BBHA9120D_1457_1-18GHz	Polarity: Vertical
EUT: ACCESS POINT	Power: AC 120V/60Hz
Test Mode: Transmit at Ant 6 - Filter 1# - 2478MHz Ant 8 - Filter 4# - 2470MHz	



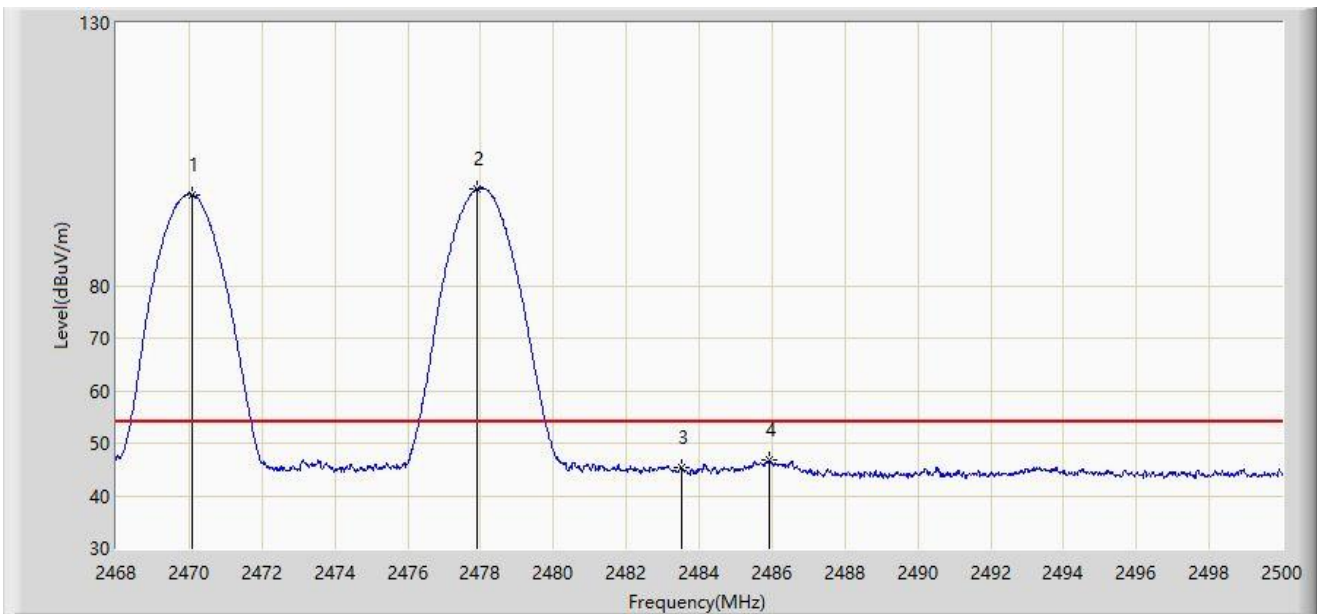
No	Mark	Frequency (MHz)	Measure Level (dB μ V/m)	Reading Level (dB μ V)	Margin (dB)	Limit (dB μ V/m)	Factor (dB/m)	Type
1	*	2470.160	97.886	65.507	N/A	N/A	32.379	PK
2		2478.000	99.443	67.058	N/A	N/A	32.385	PK
3		2483.500	55.426	23.044	-18.574	74.000	32.382	PK
4		2486.656	58.593	26.212	-15.407	74.000	32.381	PK

Note 1: " * ", means this data is the worst emission level.

Note 2: Measure Level (dB μ V/m) = Reading Level (dB μ V) + Factor (dB/m).

Note 3: Factor (dB/m) = Cable Loss (dB) + Antenna Factor (dB/m).

Site: WZ-AC2	Test Date: 2024-04-23
Limit: FCC_2.4G_RE(3m)	Engineer: Carl Jiang
Probe: BBHA9120D_1457_1-18GHz	Polarity: Vertical
EUT: ACCESS POINT	Power: AC 120V/60Hz
Test Mode: Transmit at Ant 6 - Filter 1# - 2478MHz Ant 8 - Filter 4# - 2470MHz	



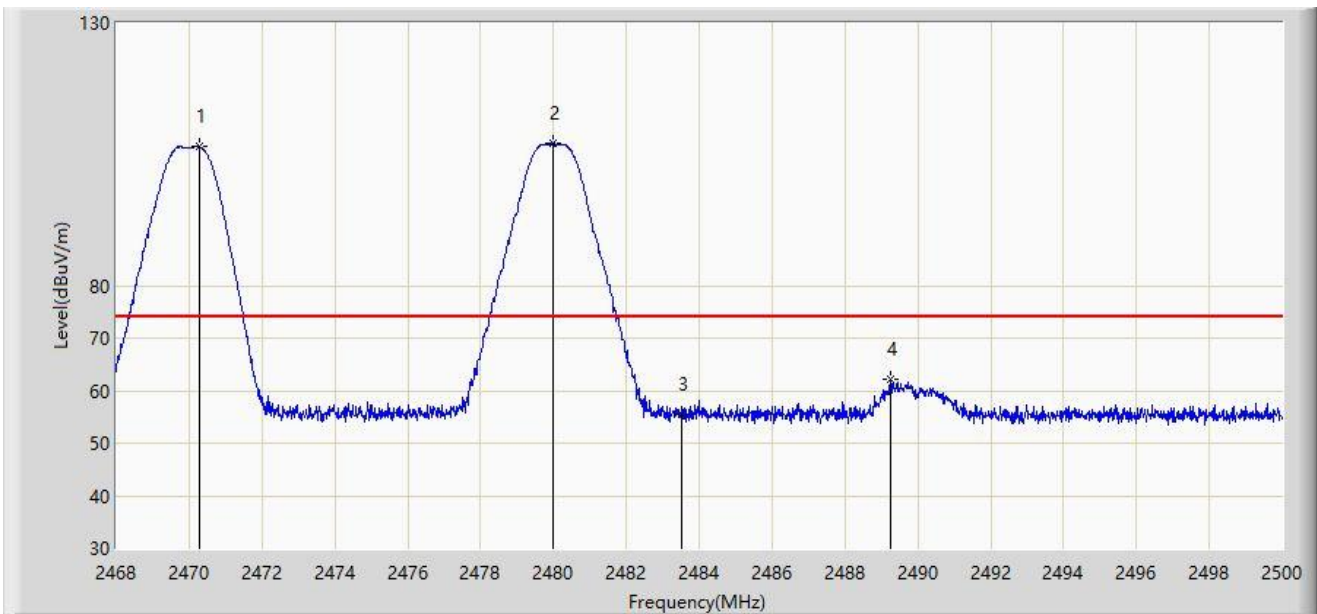
No	Mark	Frequency (MHz)	Measure Level (dB μ V/m)	Reading Level (dB μ V)	Margin (dB)	Limit (dB μ V/m)	Factor (dB/m)	Type
1	*	2470.096	97.296	64.917	N/A	N/A	32.379	AV
2		2477.920	98.487	66.102	N/A	N/A	32.385	AV
3		2483.500	45.274	12.892	-8.726	54.000	32.382	AV
4		2485.936	46.715	14.334	-7.285	54.000	32.381	AV

Note 1: " * ", means this data is the worst emission level.

Note 2: Measure Level (dB μ V/m) = Reading Level (dB μ V) + Factor (dB/m).

Note 3: Factor (dB/m) = Cable Loss (dB) + Antenna Factor (dB/m).

Site: WZ-AC2	Test Date: 2024-04-23
Limit: FCC_2.4G_RE(3m)	Engineer: Carl Jiang
Probe: BBHA9120D_1457_1-18GHz	Polarity: Horizontal
EUT: ACCESS POINT	Power: AC 120V/60Hz
Test Mode: Transmit at Ant 6 - Filter 1# - 2480MHz Ant 8 - Filter 4# - 2470MHz	



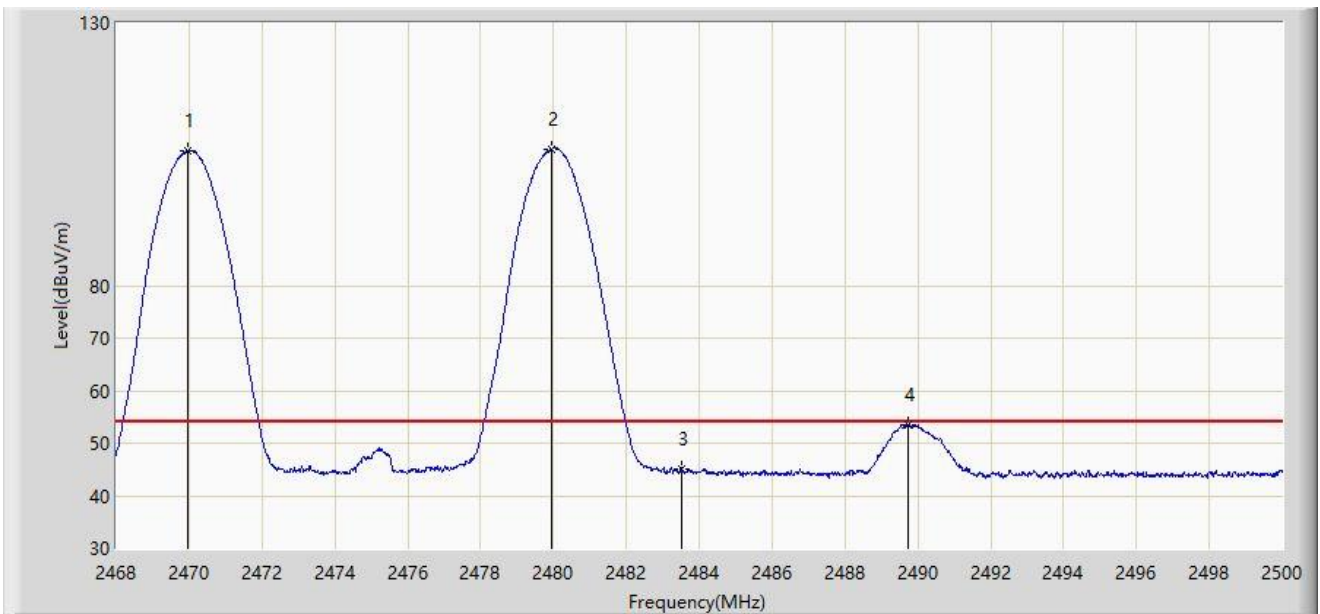
No	Mark	Frequency (MHz)	Measure Level (dB μ V/m)	Reading Level (dB μ V)	Margin (dB)	Limit (dB μ V/m)	Factor (dB/m)	Type
1	*	2470.272	106.429	74.050	N/A	N/A	32.380	PK
2		2480.000	107.226	74.842	N/A	N/A	32.384	PK
3		2483.500	55.552	23.170	-18.448	74.000	32.382	PK
4		2489.264	62.310	29.930	-11.690	74.000	32.380	PK

Note 1: " * ", means this data is the worst emission level.

Note 2: Measure Level (dB μ V/m) = Reading Level (dB μ V) + Factor (dB/m).

Note 3: Factor (dB/m) = Cable Loss (dB) + Antenna Factor (dB/m).

Site: WZ-AC2	Test Date: 2024-04-23
Limit: FCC_2.4G_RE(3m)	Engineer: Carl Jiang
Probe: BBHA9120D_1457_1-18GHz	Polarity: Horizontal
EUT: ACCESS POINT	Power: AC 120V/60Hz
Test Mode: Transmit at Ant 6 - Filter 1# - 2480MHz Ant 8 - Filter 4# - 2470MHz	



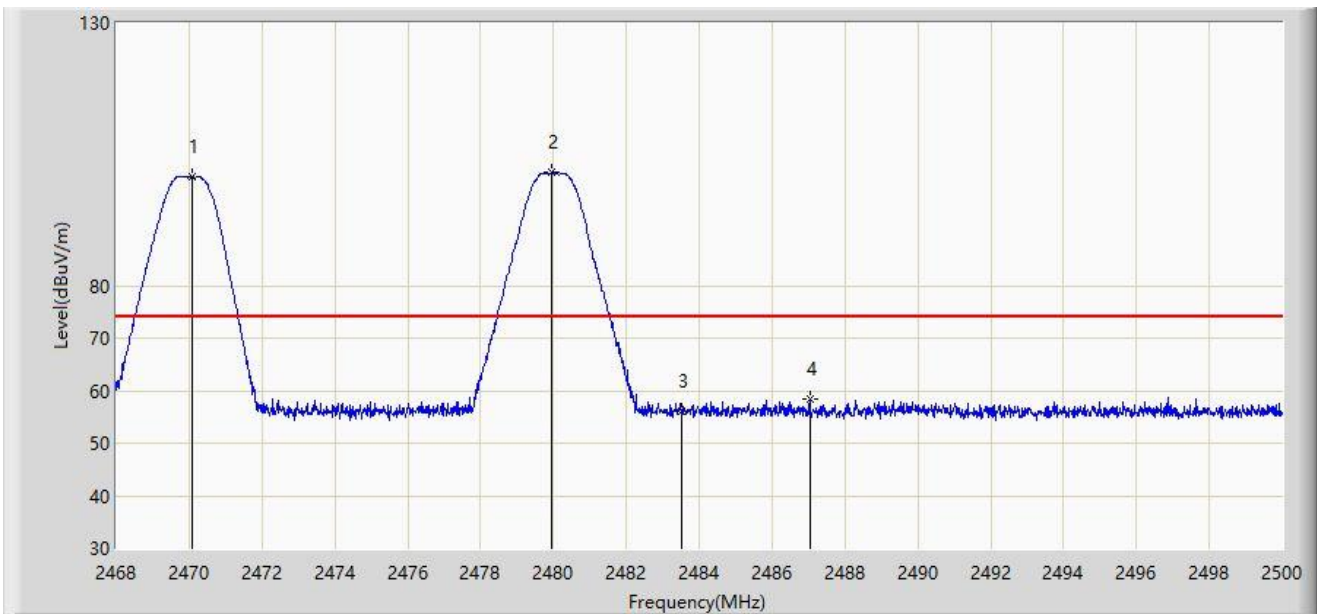
No	Mark	Frequency (MHz)	Measure Level (dB μ V/m)	Reading Level (dB μ V)	Margin (dB)	Limit (dB μ V/m)	Factor (dB/m)	Type
1	*	2469.968	105.645	73.266	N/A	N/A	32.379	AV
2		2479.936	105.972	73.588	N/A	N/A	32.384	AV
3		2483.500	45.148	12.766	-8.852	54.000	32.382	AV
4		2489.728	53.577	21.198	-0.423	54.000	32.379	AV

Note 1: " * ", means this data is the worst emission level.

Note 2: Measure Level (dB μ V/m) = Reading Level (dB μ V) + Factor (dB/m).

Note 3: Factor (dB/m) = Cable Loss (dB) + Antenna Factor (dB/m).

Site: WZ-AC2	Test Date: 2024-04-23
Limit: FCC_2.4G_RE(3m)	Engineer: Carl Jiang
Probe: BBHA9120D_1457_1-18GHz	Polarity: Vertical
EUT: ACCESS POINT	Power: AC 120V/60Hz
Test Mode: Transmit at Ant 6 - Filter 1# - 2480MHz Ant 8 - Filter 4# - 2470MHz	



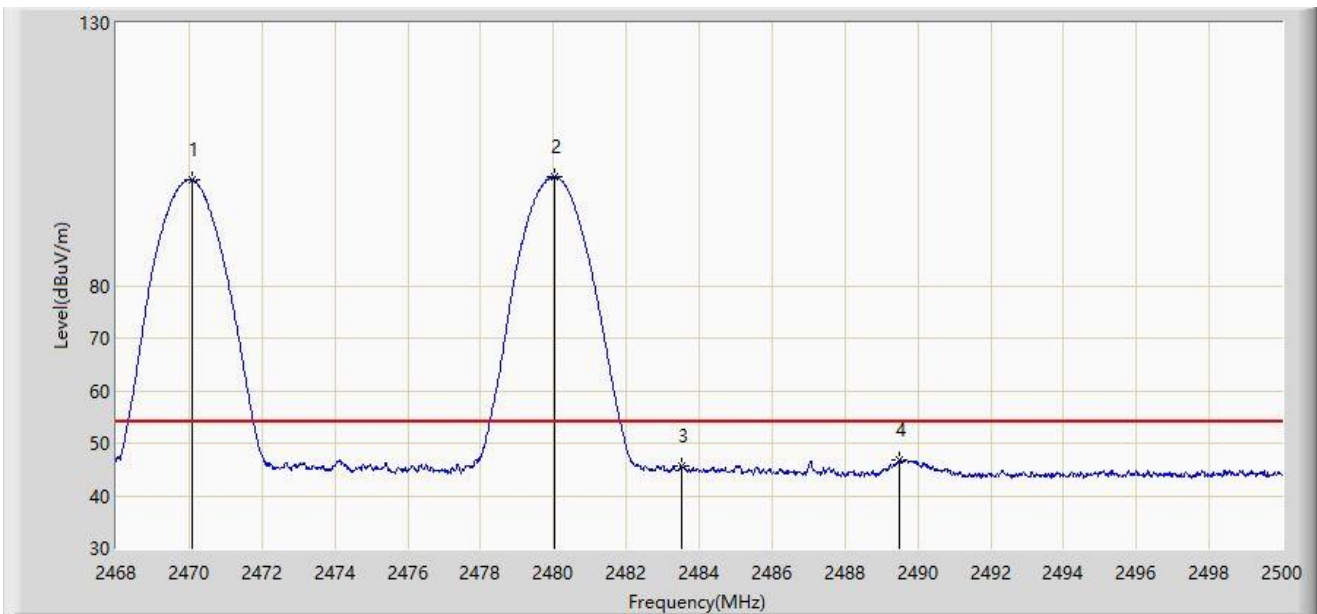
No	Mark	Frequency (MHz)	Measure Level (dB μ V/m)	Reading Level (dB μ V)	Margin (dB)	Limit (dB μ V/m)	Factor (dB/m)	Type
1	*	2470.096	100.673	68.294	N/A	N/A	32.379	PK
2		2479.968	101.663	69.279	N/A	N/A	32.384	PK
3		2483.500	56.145	23.763	-17.855	74.000	32.382	PK
4		2487.040	58.438	26.057	-15.562	74.000	32.381	PK

Note 1: " * ", means this data is the worst emission level.

Note 2: Measure Level (dB μ V/m) = Reading Level (dB μ V) + Factor (dB/m).

Note 3: Factor (dB/m) = Cable Loss (dB) + Antenna Factor (dB/m).

Site: WZ-AC2	Test Date: 2024-04-23
Limit: FCC_2.4G_RE(3m)	Engineer: Carl Jiang
Probe: BBHA9120D_1457_1-18GHz	Polarity: Vertical
EUT: ACCESS POINT	Power: AC 120V/60Hz
Test Mode: Transmit at Ant 6 - Filter 1# - 2480MHz Ant 8 - Filter 4# - 2470MHz	



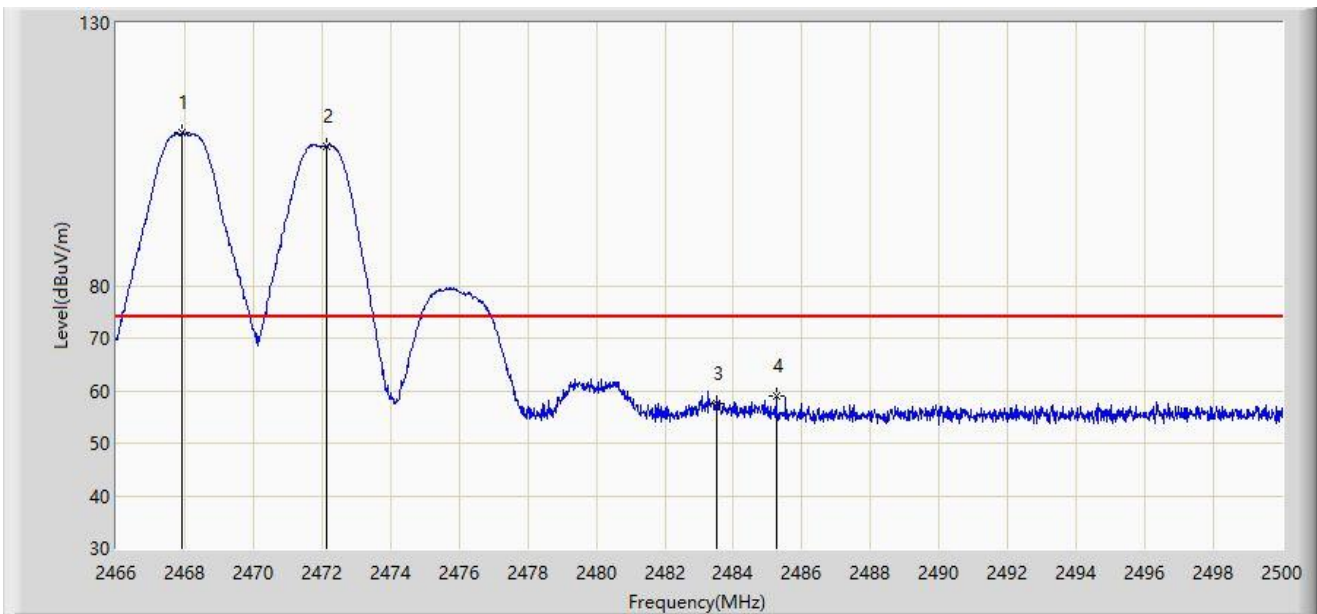
No	Mark	Frequency (MHz)	Measure Level (dBμV/m)	Reading Level (dBμV)	Margin (dB)	Limit (dBμV/m)	Factor (dB/m)	Type
1	*	2470.080	100.064	67.685	N/A	N/A	32.379	AV
2		2480.016	100.664	68.280	N/A	N/A	32.384	AV
3		2483.500	45.538	13.156	-8.462	54.000	32.382	AV
4		2489.504	46.953	14.573	-7.047	54.000	32.379	AV

Note 1: " * ", means this data is the worst emission level.

Note 2: Measure Level (dBμV/m) = Reading Level (dBμV) + Factor (dB/m).

Note 3: Factor (dB/m) = Cable Loss (dB) + Antenna Factor (dB/m).

Site: WZ-AC2	Test Date: 2024-04-23
Limit: FCC_2.4G_RE(3m)	Engineer: Carl Jiang
Probe: BBHA9120D_1457_1-18GHz	Polarity: Horizontal
EUT: ACCESS POINT	Power: AC 120V/60Hz
Test Mode: Transmit at Ant 6 - Filter 1# - 2468MHz Ant 8 - Filter 4# - 2472MHz	



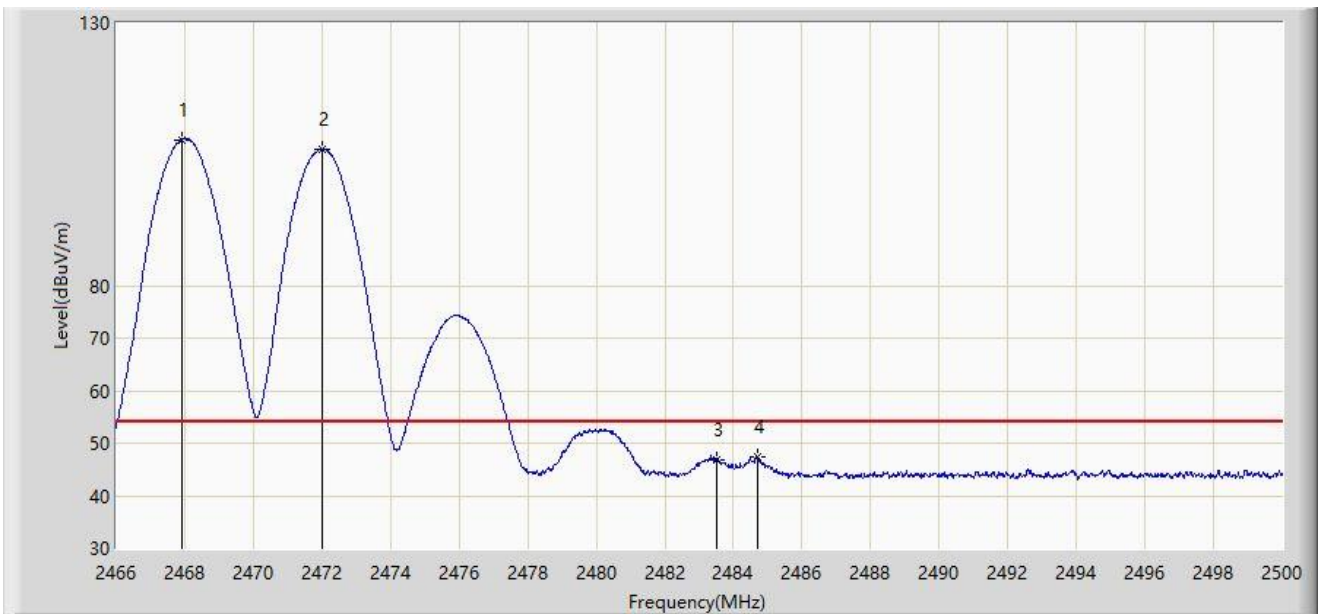
No	Mark	Frequency (MHz)	Measure Level (dB μ V/m)	Reading Level (dB μ V)	Margin (dB)	Limit (dB μ V/m)	Factor (dB/m)	Type
1		2467.921	109.047	76.672	N/A	N/A	32.375	PK
2	*	2472.120	106.568	74.185	N/A	N/A	32.383	PK
3		2483.500	57.502	25.120	-16.498	74.000	32.382	PK
4		2485.244	58.968	26.586	-15.032	74.000	32.382	PK

Note 1: " * ", means this data is the worst emission level.

Note 2: Measure Level (dB μ V/m) = Reading Level (dB μ V) + Factor (dB/m).

Note 3: Factor (dB/m) = Cable Loss (dB) + Antenna Factor (dB/m).

Site: WZ-AC2	Test Date: 2024-04-23
Limit: FCC_2.4G_RE(3m)	Engineer: Carl Jiang
Probe: BBHA9120D_1457_1-18GHz	Polarity: Horizontal
EUT: ACCESS POINT	Power: AC 120V/60Hz
Test Mode: Transmit at Ant 6 - Filter 1# - 2468MHz Ant 8 - Filter 4# - 2472MHz	



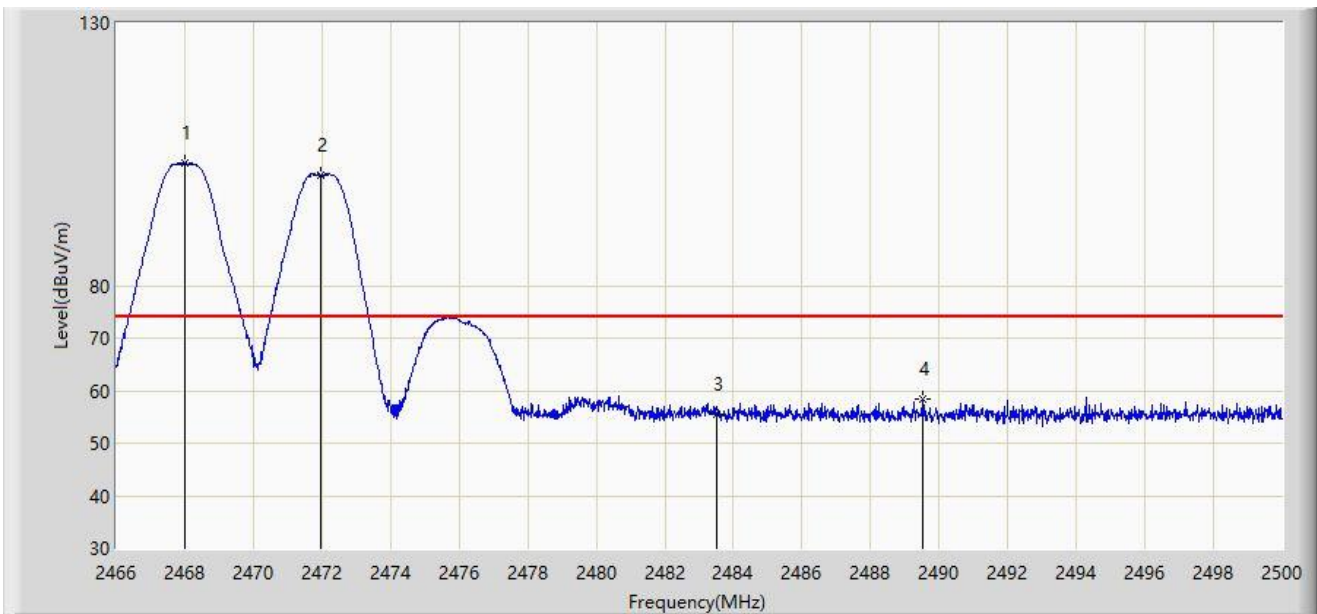
No	Mark	Frequency (MHz)	Measure Level (dBμV/m)	Reading Level (dBμV)	Margin (dB)	Limit (dBμV/m)	Factor (dB/m)	Type
1		2467.921	107.822	75.447	N/A	N/A	32.375	AV
2	*	2472.018	105.991	73.608	N/A	N/A	32.383	AV
3		2483.500	46.879	14.497	-7.121	54.000	32.382	AV
4		2484.683	47.477	15.095	-6.523	54.000	32.382	AV

Note 1: " * ", means this data is the worst emission level.

Note 2: Measure Level (dBμV/m) = Reading Level (dBμV) + Factor (dB/m).

Note 3: Factor (dB/m) = Cable Loss (dB) + Antenna Factor (dB/m).

Site: WZ-AC2	Test Date: 2024-04-23
Limit: FCC_2.4G_RE(3m)	Engineer: Carl Jiang
Probe: BBHA9120D_1457_1-18GHz	Polarity: Vertical
EUT: ACCESS POINT	Power: AC 120V/60Hz
Test Mode: Transmit at Ant 6 - Filter 1# - 2468MHz Ant 8 - Filter 4# - 2472MHz	



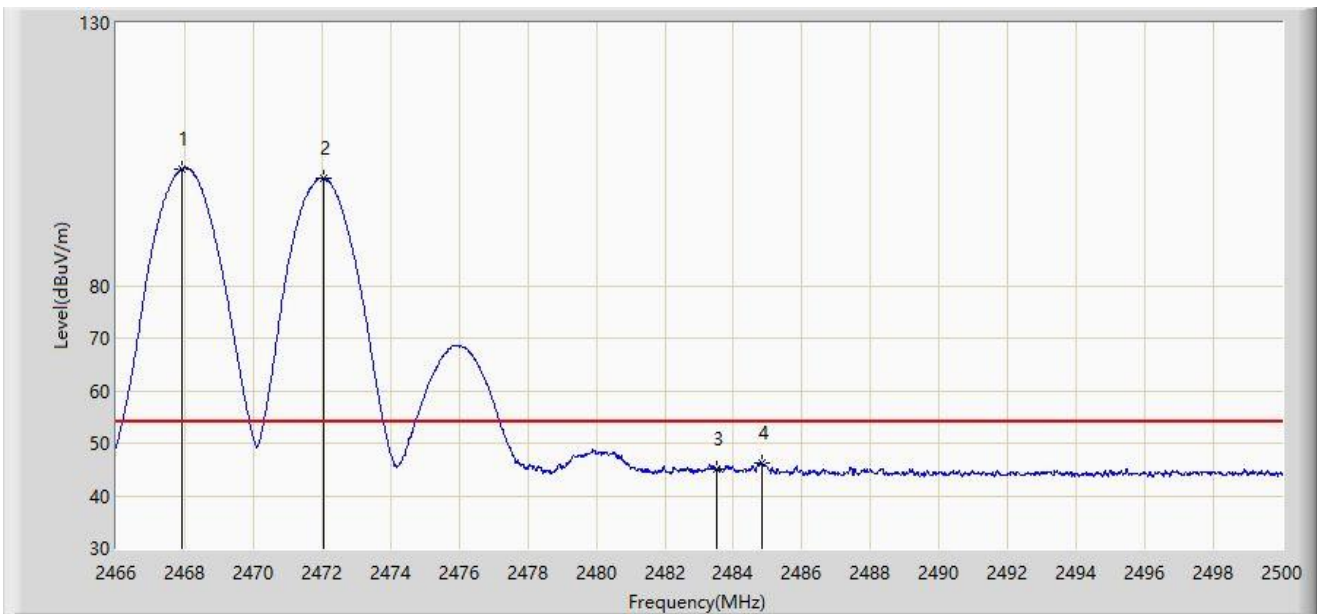
No	Mark	Frequency (MHz)	Measure Level (dB μ V/m)	Reading Level (dB μ V)	Margin (dB)	Limit (dB μ V/m)	Factor (dB/m)	Type
1		2467.989	103.466	71.091	N/A	N/A	32.375	PK
2	*	2471.950	101.073	68.690	N/A	N/A	32.383	PK
3		2483.500	55.481	23.099	-18.519	74.000	32.382	PK
4		2489.511	58.497	26.117	-15.503	74.000	32.379	PK

Note 1: " * ", means this data is the worst emission level.

Note 2: Measure Level (dB μ V/m) = Reading Level (dB μ V) + Factor (dB/m).

Note 3: Factor (dB/m) = Cable Loss (dB) + Antenna Factor (dB/m).

Site: WZ-AC2	Test Date: 2024-04-23
Limit: FCC_2.4G_RE(3m)	Engineer: Carl Jiang
Probe: BBHA9120D_1457_1-18GHz	Polarity: Vertical
EUT: ACCESS POINT	Power: AC 120V/60Hz
Test Mode: Transmit at Ant 6 - Filter 1# - 2468MHz Ant 8 - Filter 4# - 2472MHz	



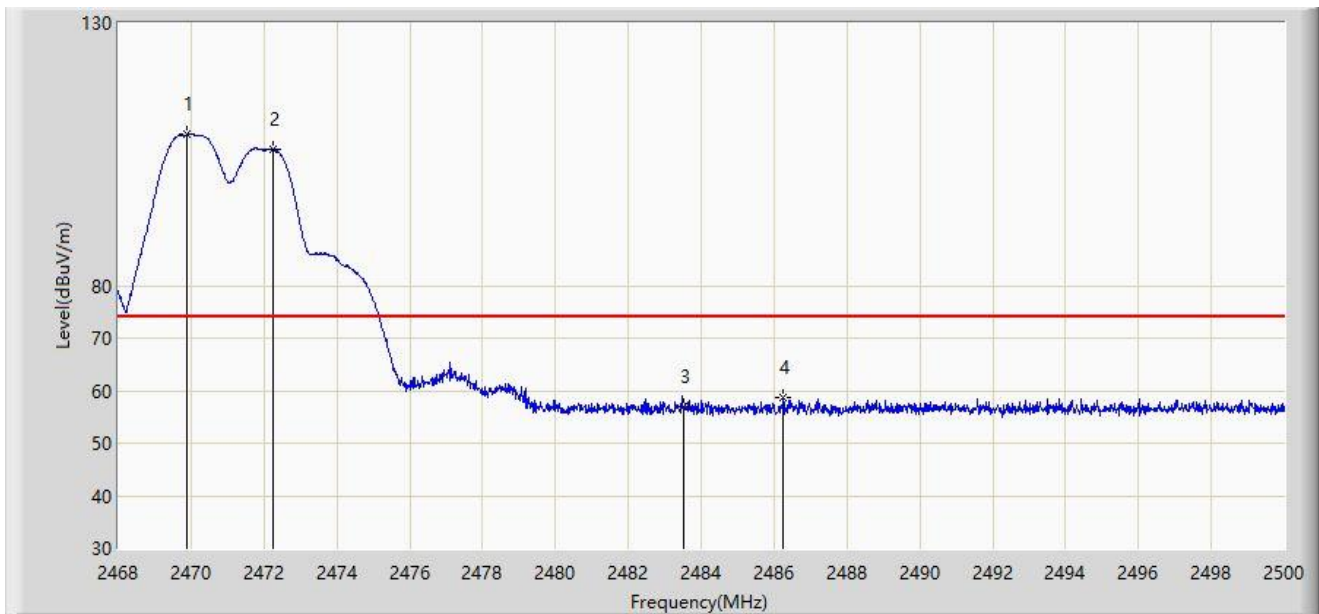
No	Mark	Frequency (MHz)	Measure Level (dB μ V/m)	Reading Level (dB μ V)	Margin (dB)	Limit (dB μ V/m)	Factor (dB/m)	Type
1		2467.938	102.229	69.854	N/A	N/A	32.375	AV
2	*	2472.069	100.500	68.117	N/A	N/A	32.383	AV
3		2483.500	45.147	12.765	-8.853	54.000	32.382	AV
4		2484.819	46.351	13.969	-7.649	54.000	32.382	AV

Note 1: " * ", means this data is the worst emission level.

Note 2: Measure Level (dB μ V/m) = Reading Level (dB μ V) + Factor (dB/m).

Note 3: Factor (dB/m) = Cable Loss (dB) + Antenna Factor (dB/m).

Site: WZ-AC2	Test Date: 2024-04-23
Limit: FCC_2.4G_RE(3m)	Engineer: Carl Jiang
Probe: BBHA9120D_1457_1-18GHz	Polarity: Horizontal
EUT: ACCESS POINT	Power: AC 120V/60Hz
Test Mode: Transmit at Ant 6 - Filter 1# - 2470MHz Ant 8 - Filter 4# - 2472MHz	



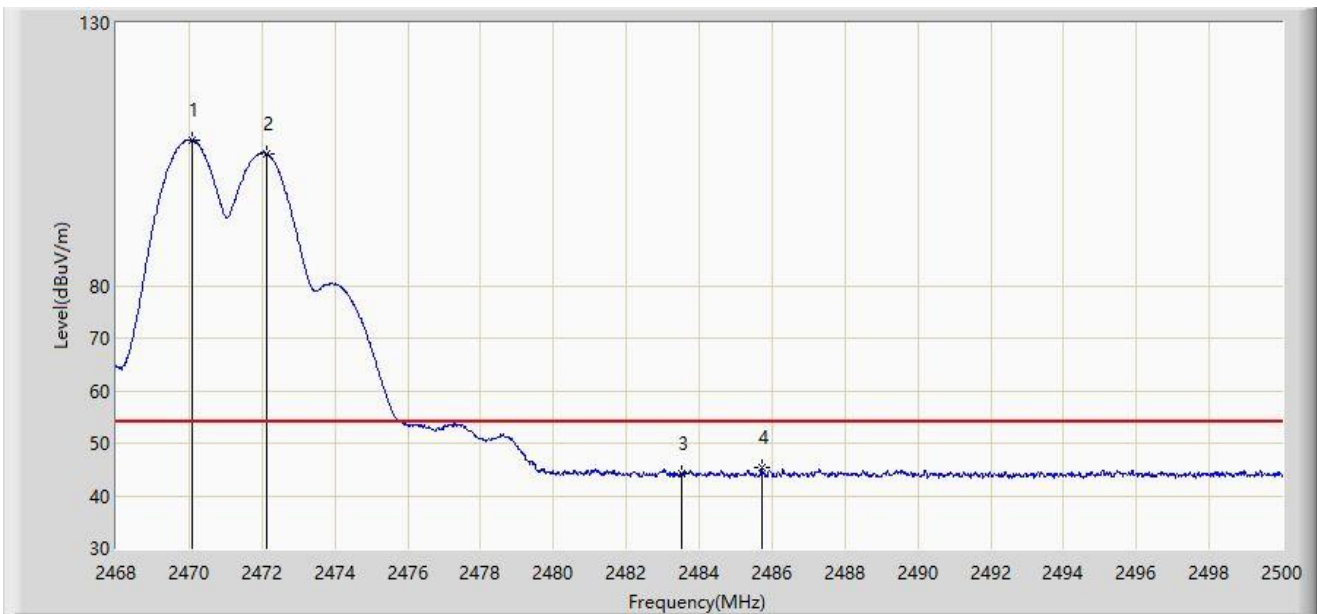
No	Mark	Frequency (MHz)	Measure Level (dBμV/m)	Reading Level (dBμV)	Margin (dB)	Limit (dBμV/m)	Factor (dB/m)	Type
1		2469.888	108.774	76.395	N/A	N/A	32.379	PK
2	*	2472.256	105.975	73.592	N/A	N/A	32.384	PK
3		2483.500	56.991	24.609	-17.009	74.000	32.382	PK
4		2486.256	58.769	26.388	-15.231	74.000	32.381	PK

Note 1: " * ", means this data is the worst emission level.

Note 2: Measure Level (dBμV/m) = Reading Level (dBμV) + Factor (dB/m).

Note 3: Factor (dB/m) = Cable Loss (dB) + Antenna Factor (dB/m).

Site: WZ-AC2	Test Date: 2024-04-23
Limit: FCC_2.4G_RE(3m)	Engineer: Carl Jiang
Probe: BBHA9120D_1457_1-18GHz	Polarity: Horizontal
EUT: ACCESS POINT	Power: AC 120V/60Hz
Test Mode: Transmit at Ant 6 - Filter 1# - 2470MHz Ant 8 - Filter 4# - 2472MHz	



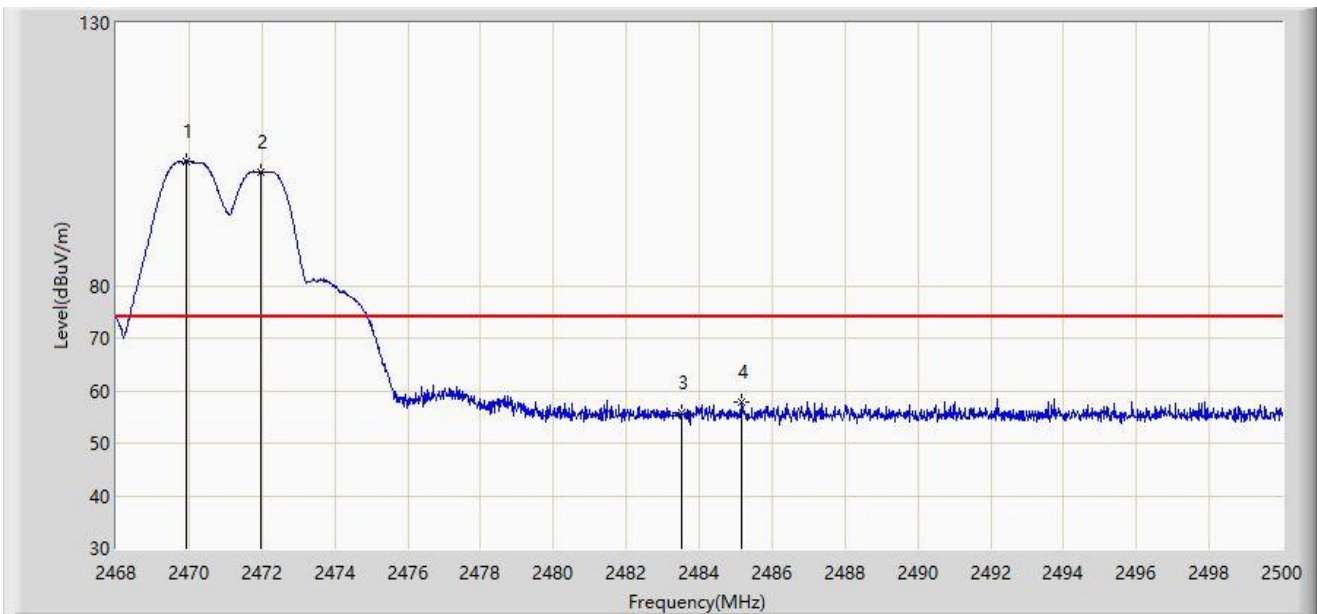
No	Mark	Frequency (MHz)	Measure Level (dB μ V/m)	Reading Level (dB μ V)	Margin (dB)	Limit (dB μ V/m)	Factor (dB/m)	Type
1		2470.080	107.822	75.443	N/A	N/A	32.379	AV
2	*	2472.112	105.068	72.685	N/A	N/A	32.383	AV
3		2483.500	44.195	11.813	-9.805	54.000	32.382	AV
4		2485.712	45.414	13.033	-8.586	54.000	32.381	AV

Note 1: " * ", means this data is the worst emission level.

Note 2: Measure Level (dB μ V/m) = Reading Level (dB μ V) + Factor (dB/m).

Note 3: Factor (dB/m) = Cable Loss (dB) + Antenna Factor (dB/m).

Site: WZ-AC2	Test Date: 2024-04-23
Limit: FCC_2.4G_RE(3m)	Engineer: Carl Jiang
Probe: BBHA9120D_1457_1-18GHz	Polarity: Vertical
EUT: ACCESS POINT	Power: AC 120V/60Hz
Test Mode: Transmit at Ant 6 - Filter 1# - 2470MHz Ant 8 - Filter 4# - 2472MHz	



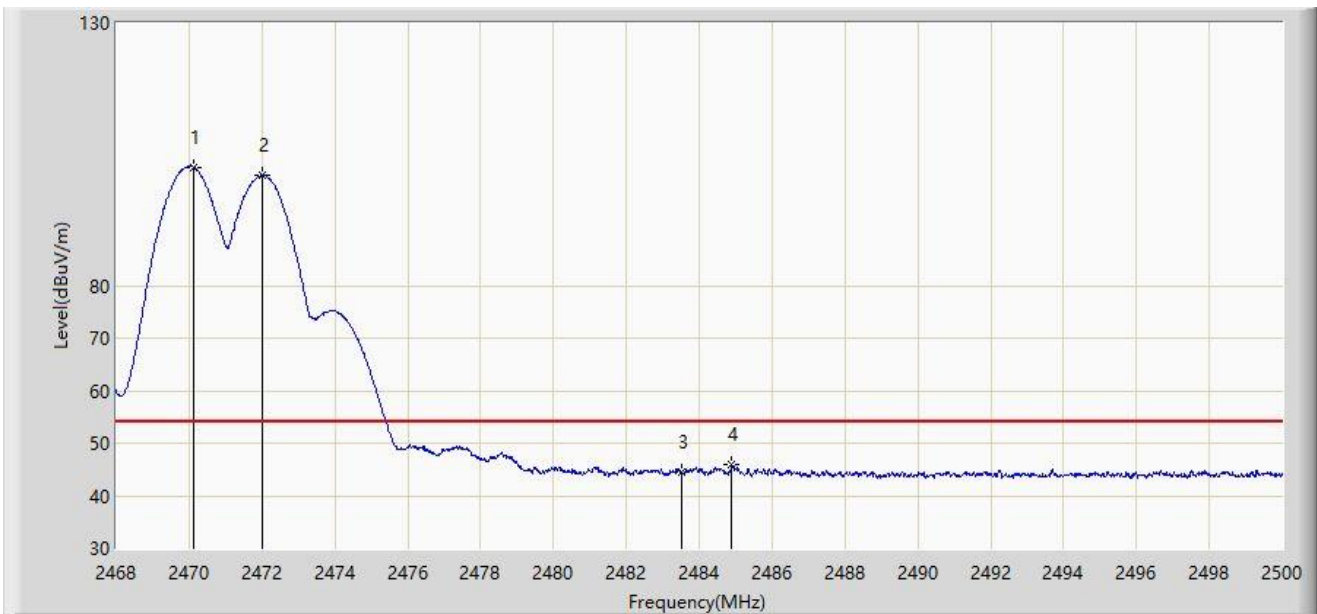
No	Mark	Frequency (MHz)	Measure Level (dB μ V/m)	Reading Level (dB μ V)	Margin (dB)	Limit (dB μ V/m)	Factor (dB/m)	Type
1		2469.920	103.766	71.387	N/A	N/A	32.379	PK
2	*	2471.968	101.639	69.256	N/A	N/A	32.383	PK
3		2483.500	55.695	23.313	-18.305	74.000	32.382	PK
4		2485.168	57.903	25.521	-16.097	74.000	32.382	PK

Note 1: " * ", means this data is the worst emission level.

Note 2: Measure Level (dB μ V/m) = Reading Level (dB μ V) + Factor (dB/m).

Note 3: Factor (dB/m) = Cable Loss (dB) + Antenna Factor (dB/m).

Site: WZ-AC2	Test Date: 2024-04-23
Limit: FCC_2.4G_RE(3m)	Engineer: Carl Jiang
Probe: BBHA9120D_1457_1-18GHz	Polarity: Vertical
EUT: ACCESS POINT	Power: AC 120V/60Hz
Test Mode: Transmit at Ant 6 - Filter 1# - 2470MHz Ant 8 - Filter 4# - 2472MHz	



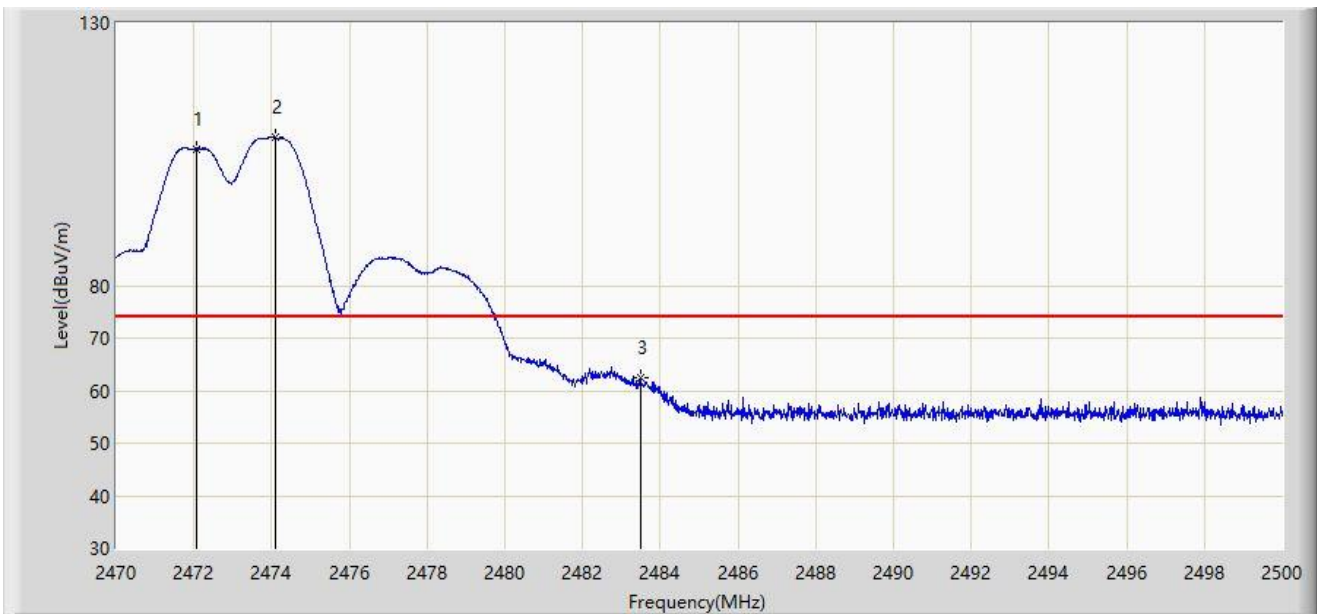
No	Mark	Frequency (MHz)	Measure Level (dB μ V/m)	Reading Level (dB μ V)	Margin (dB)	Limit (dB μ V/m)	Factor (dB/m)	Type
1		2470.128	102.519	70.140	N/A	N/A	32.379	AV
2	*	2472.016	100.966	68.583	N/A	N/A	32.383	AV
3		2483.500	44.455	12.073	-9.545	54.000	32.382	AV
4		2484.896	45.803	13.421	-8.197	54.000	32.382	AV

Note 1: " * ", means this data is the worst emission level.

Note 2: Measure Level (dB μ V/m) = Reading Level (dB μ V) + Factor (dB/m).

Note 3: Factor (dB/m) = Cable Loss (dB) + Antenna Factor (dB/m).

Site: WZ-AC2	Test Date: 2024-04-23
Limit: FCC_2.4G_RE(3m)	Engineer: Carl Jiang
Probe: BBHA9120D_1457_1-18GHz	Polarity: Horizontal
EUT: ACCESS POINT	Power: AC 120V/60Hz
Test Mode: Transmit at Ant 6 - Filter 1# - 2474MHz Ant 8 - Filter 4# - 2472MHz	



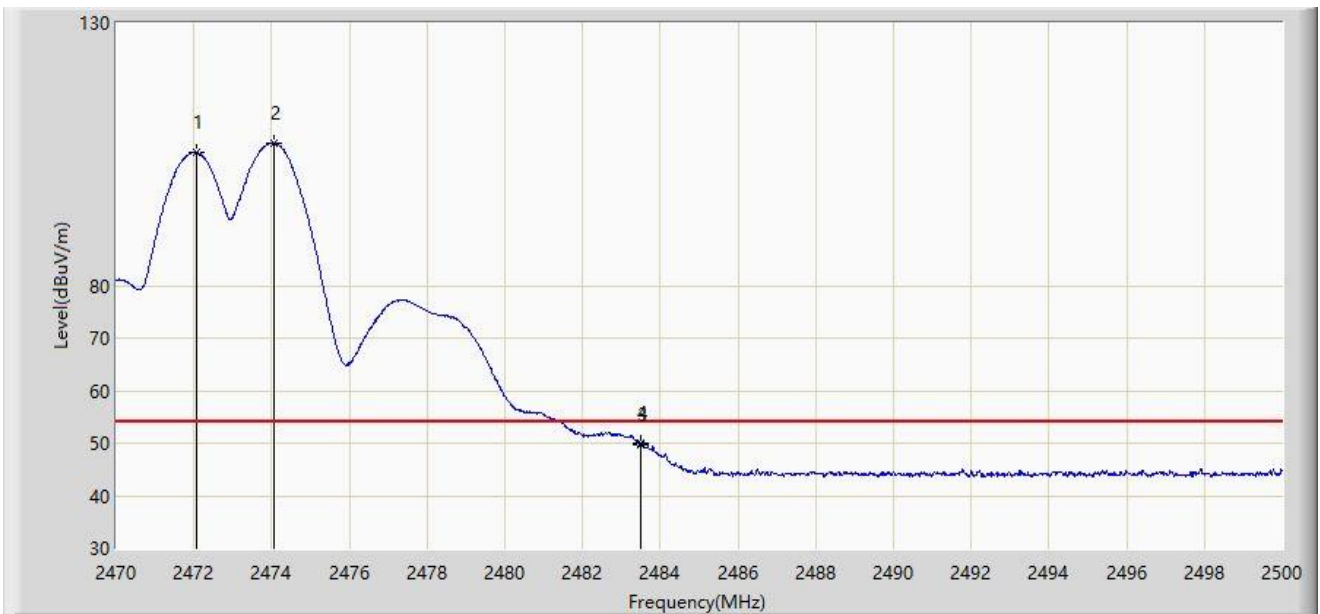
No	Mark	Frequency (MHz)	Measure Level (dB μ V/m)	Reading Level (dB μ V)	Margin (dB)	Limit (dB μ V/m)	Factor (dB/m)	Type
1	*	2472.085	105.997	73.614	N/A	N/A	32.383	PK
2		2474.095	108.180	75.793	N/A	N/A	32.387	PK
3		2483.500	62.353	29.971	-11.647	74.000	32.382	PK

Note 1: " * ", means this data is the worst emission level.

Note 2: Measure Level (dB μ V/m) = Reading Level (dB μ V) + Factor (dB/m).

Note 3: Factor (dB/m) = Cable Loss (dB) + Antenna Factor (dB/m).

Site: WZ-AC2	Test Date: 2024-04-23
Limit: FCC_2.4G_RE(3m)	Engineer: Carl Jiang
Probe: BBHA9120D_1457_1-18GHz	Polarity: Horizontal
EUT: ACCESS POINT	Power: AC 120V/60Hz
Test Mode: Transmit at Ant 6 - Filter 1# - 2474MHz Ant 8 - Filter 4# - 2472MHz	



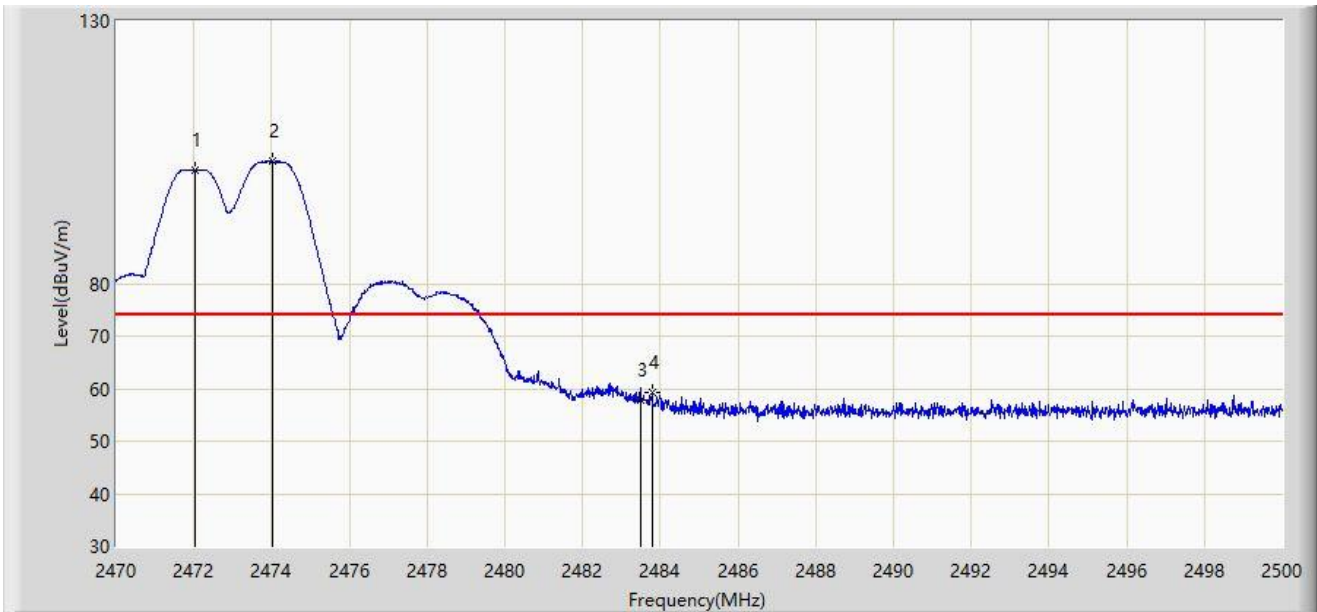
No	Mark	Frequency (MHz)	Measure Level (dBμV/m)	Reading Level (dBμV)	Margin (dB)	Limit (dBμV/m)	Factor (dB/m)	Type
1	*	2472.085	105.334	72.951	N/A	N/A	32.383	AV
2		2474.065	107.190	74.803	N/A	N/A	32.387	AV
3		2483.500	49.675	17.293	-4.325	54.000	32.382	AV
4		2483.515	50.061	17.679	-3.939	54.000	32.382	AV

Note 1: " * ", means this data is the worst emission level.

Note 2: Measure Level (dBμV/m) = Reading Level (dBμV) + Factor (dB/m).

Note 3: Factor (dB/m) = Cable Loss (dB) + Antenna Factor (dB/m).

Site: WZ-AC2	Test Date: 2024-04-23
Limit: FCC_2.4G_RE(3m)	Engineer: Carl Jiang
Probe: BBHA9120D_1457_1-18GHz	Polarity: Vertical
EUT: ACCESS POINT	Power: AC 120V/60Hz
Test Mode: Transmit at Ant 6 - Filter 1# - 2474MHz Ant 8 - Filter 4# - 2472MHz	



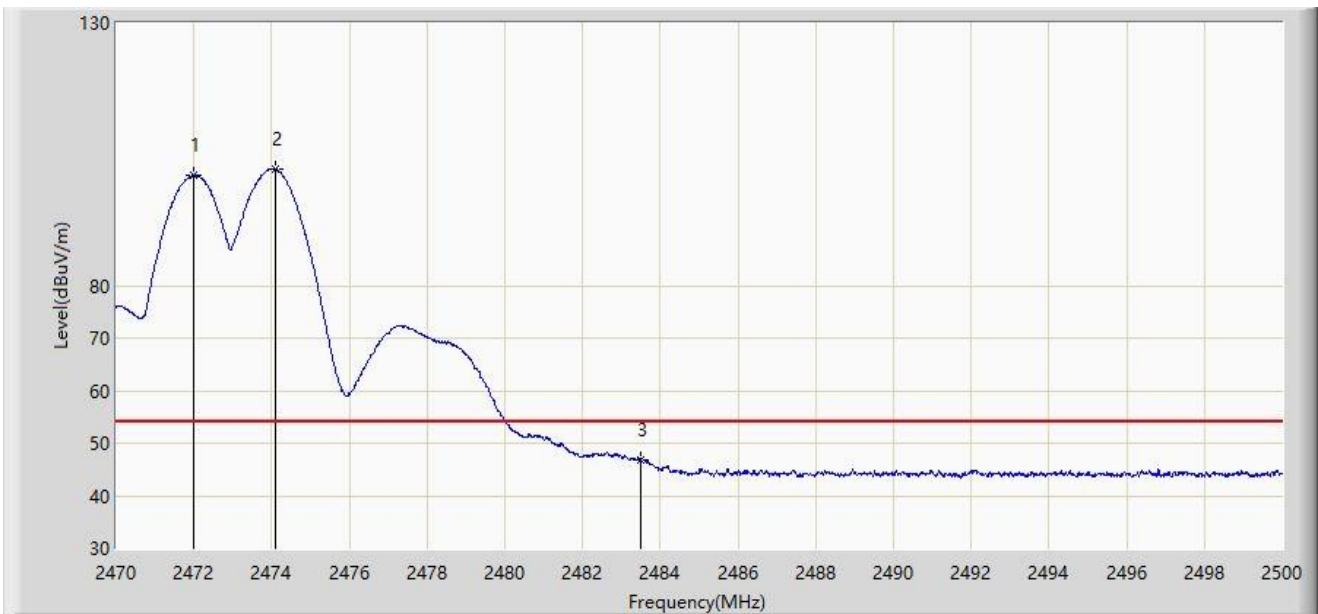
No	Mark	Frequency (MHz)	Measure Level (dBμV/m)	Reading Level (dBμV)	Margin (dB)	Limit (dBμV/m)	Factor (dB/m)	Type
1	*	2472.040	101.635	69.252	N/A	N/A	32.383	PK
2		2474.020	103.459	71.072	N/A	N/A	32.387	PK
3		2483.500	57.731	25.349	-16.269	74.000	32.382	PK
4		2483.800	59.417	27.035	-14.583	74.000	32.382	PK

Note 1: " * ", means this data is the worst emission level.

Note 2: Measure Level (dBμV/m) = Reading Level (dBμV) + Factor (dB/m).

Note 3: Factor (dB/m) = Cable Loss (dB) + Antenna Factor (dB/m).

Site: WZ-AC2	Test Date: 2024-04-23
Limit: FCC_2.4G_RE(3m)	Engineer: Carl Jiang
Probe: BBHA9120D_1457_1-18GHz	Polarity: Vertical
EUT: ACCESS POINT	Power: AC 120V/60Hz
Test Mode: Transmit at Ant 6 - Filter 1# - 2474MHz Ant 8 - Filter 4# - 2472MHz	



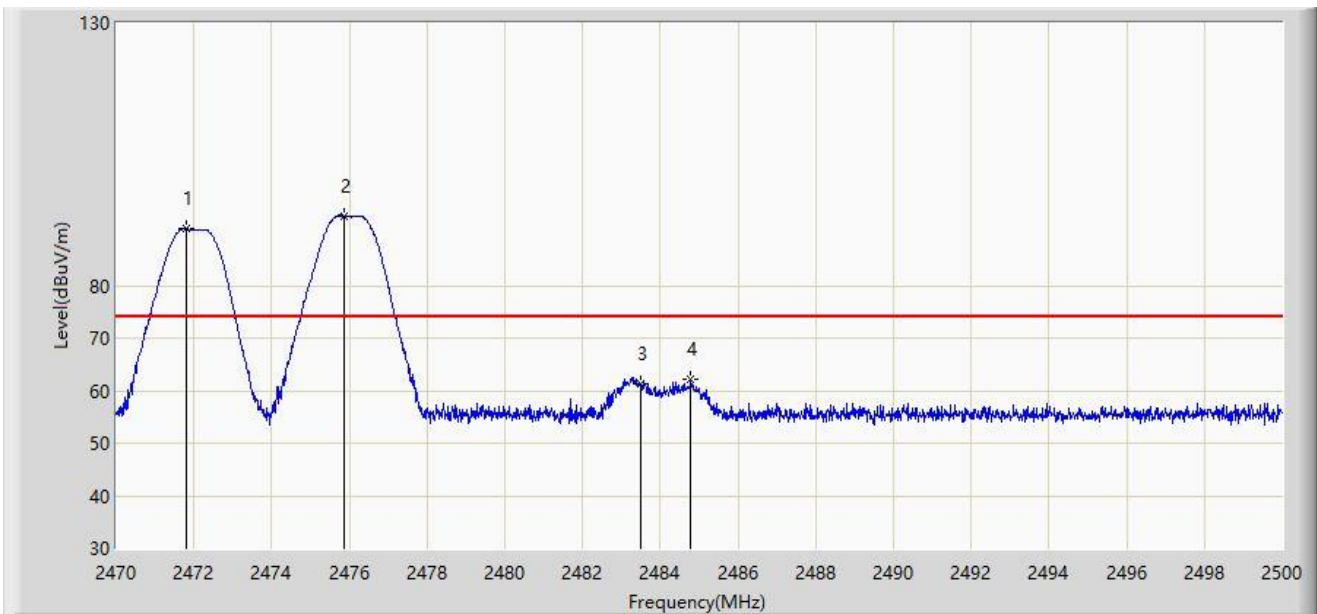
No	Mark	Frequency (MHz)	Measure Level (dBμV/m)	Reading Level (dBμV)	Margin (dB)	Limit (dBμV/m)	Factor (dB/m)	Type
1	*	2471.995	101.016	68.633	N/A	N/A	32.383	AV
2		2474.095	102.216	69.829	N/A	N/A	32.387	AV
3		2483.500	46.787	14.405	-7.213	54.000	32.382	AV

Note 1: " * ", means this data is the worst emission level.

Note 2: Measure Level (dBμV/m) = Reading Level (dBμV) + Factor (dB/m).

Note 3: Factor (dB/m) = Cable Loss (dB) + Antenna Factor (dB/m).

Site: WZ-AC2	Test Date: 2024-04-23
Limit: FCC_2.4G_RE(3m)	Engineer: Carl Jiang
Probe: BBHA9120D_1457_1-18GHz	Polarity: Horizontal
EUT: ACCESS POINT	Power: AC 120V/60Hz
Test Mode: Transmit at Ant 6 - Filter 1# - 2476MHz Ant 8 - Filter 4# - 2472MHz	



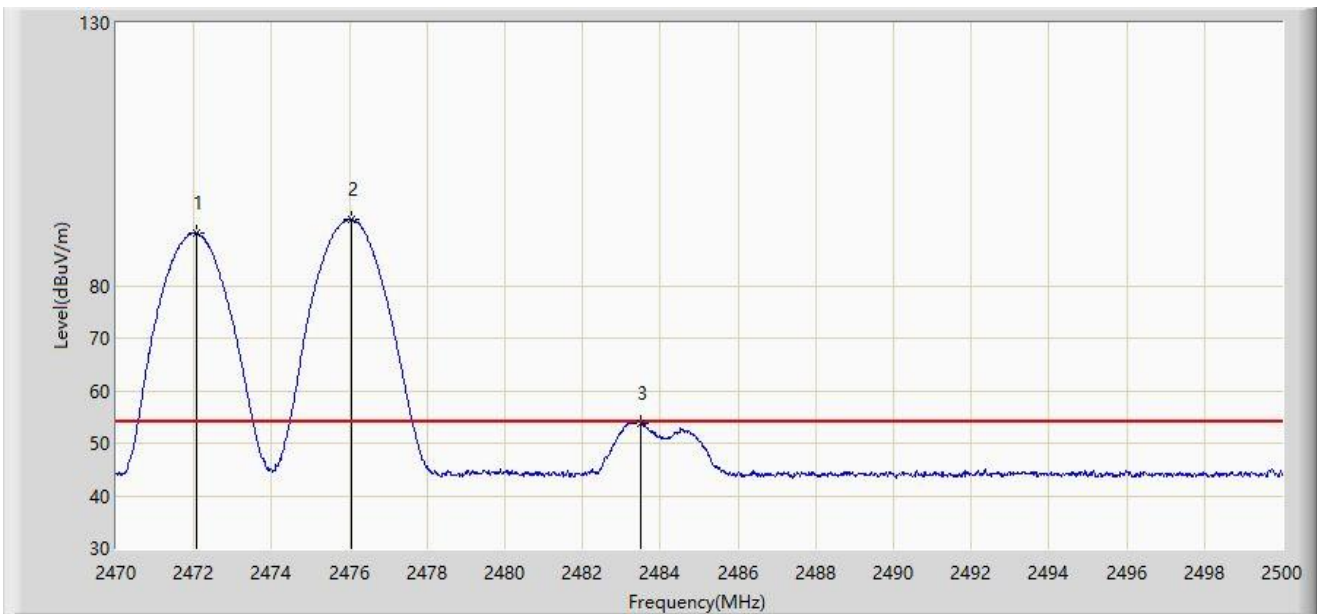
No	Mark	Frequency (MHz)	Measure Level (dB μ V/m)	Reading Level (dB μ V)	Margin (dB)	Limit (dB μ V/m)	Factor (dB/m)	Type
1	*	2471.800	90.845	58.462	N/A	N/A	32.382	PK
2		2475.865	93.239	60.853	N/A	N/A	32.386	PK
3		2483.500	61.226	28.844	-12.774	74.000	32.382	PK
4		2484.790	62.035	29.653	-11.965	74.000	32.382	PK

Note 1: " * ", means this data is the worst emission level.

Note 2: Measure Level (dB μ V/m) = Reading Level (dB μ V) + Factor (dB/m).

Note 3: Factor (dB/m) = Cable Loss (dB) + Antenna Factor (dB/m).

Site: WZ-AC2	Test Date: 2024-04-23
Limit: FCC_2.4G_RE(3m)	Engineer: Carl Jiang
Probe: BBHA9120D_1457_1-18GHz	Polarity: Horizontal
EUT: ACCESS POINT	Power: AC 120V/60Hz
Test Mode: Transmit at Ant 6 - Filter 1# - 2476MHz Ant 8 - Filter 4# - 2472MHz	



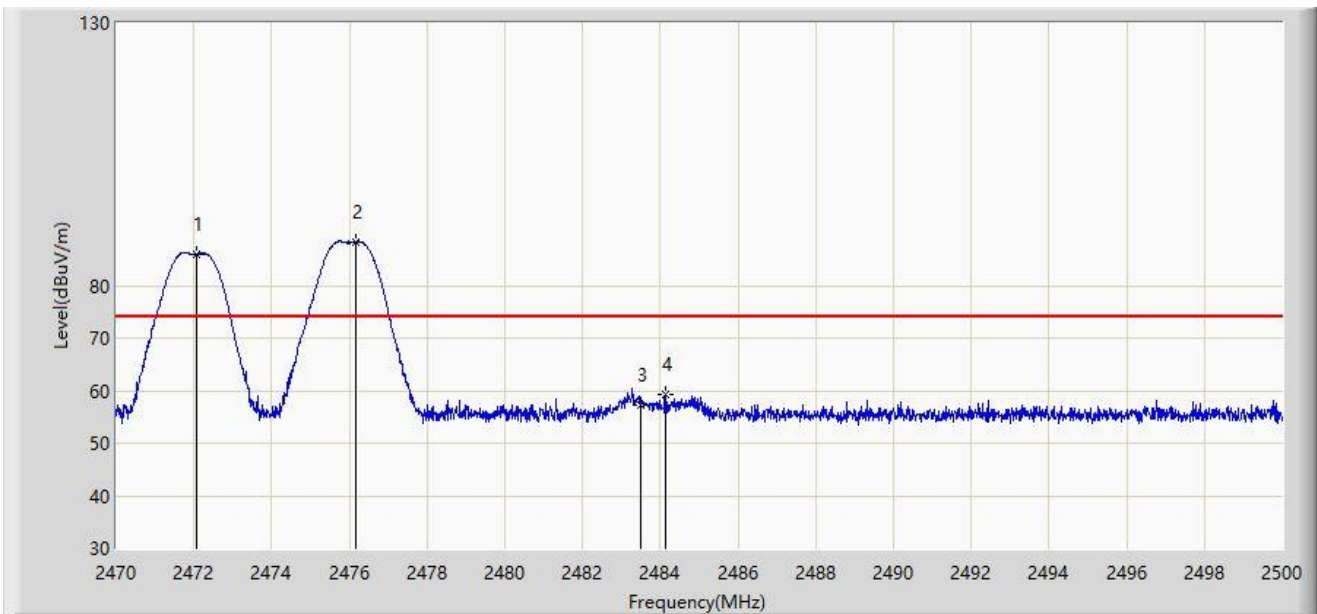
No	Mark	Frequency (MHz)	Measure Level (dB μ V/m)	Reading Level (dB μ V)	Margin (dB)	Limit (dB μ V/m)	Factor (dB/m)	Type
1	*	2472.085	90.004	57.621	N/A	N/A	32.383	AV
2		2476.045	92.610	60.224	N/A	N/A	32.386	AV
3		2483.500	53.791	21.409	-0.209	54.000	32.382	AV

Note 1: " * ", means this data is the worst emission level.

Note 2: Measure Level (dB μ V/m) = Reading Level (dB μ V) + Factor (dB/m).

Note 3: Factor (dB/m) = Cable Loss (dB) + Antenna Factor (dB/m).

Site: WZ-AC2	Test Date: 2024-04-23
Limit: FCC_2.4G_RE(3m)	Engineer: Carl Jiang
Probe: BBHA9120D_1457_1-18GHz	Polarity: Vertical
EUT: ACCESS POINT	Power: AC 120V/60Hz
Test Mode: Transmit at Ant 6 - Filter 1# - 2476MHz Ant 8 - Filter 4# - 2472MHz	



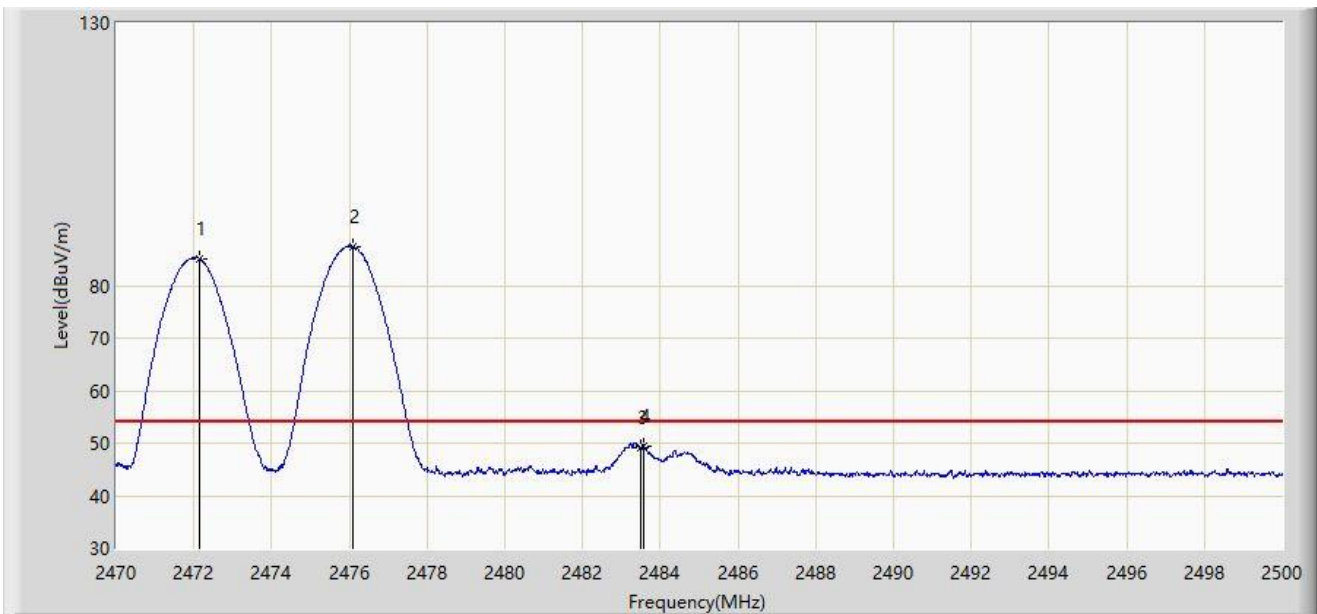
No	Mark	Frequency (MHz)	Measure Level (dB μ V/m)	Reading Level (dB μ V)	Margin (dB)	Limit (dB μ V/m)	Factor (dB/m)	Type
1	*	2472.055	86.072	53.689	N/A	N/A	32.383	PK
2		2476.150	88.247	55.861	N/A	N/A	32.386	PK
3		2483.500	57.380	24.998	-16.620	74.000	32.382	PK
4		2484.130	59.197	26.815	-14.803	74.000	32.382	PK

Note 1: " * ", means this data is the worst emission level.

Note 2: Measure Level (dB μ V/m) = Reading Level (dB μ V) + Factor (dB/m).

Note 3: Factor (dB/m) = Cable Loss (dB) + Antenna Factor (dB/m).

Site: WZ-AC2	Test Date: 2024-04-23
Limit: FCC_2.4G_RE(3m)	Engineer: Carl Jiang
Probe: BBHA9120D_1457_1-18GHz	Polarity: Vertical
EUT: ACCESS POINT	Power: AC 120V/60Hz
Test Mode: Transmit at Ant 6 - Filter 1# - 2476MHz Ant 8 - Filter 4# - 2472MHz	



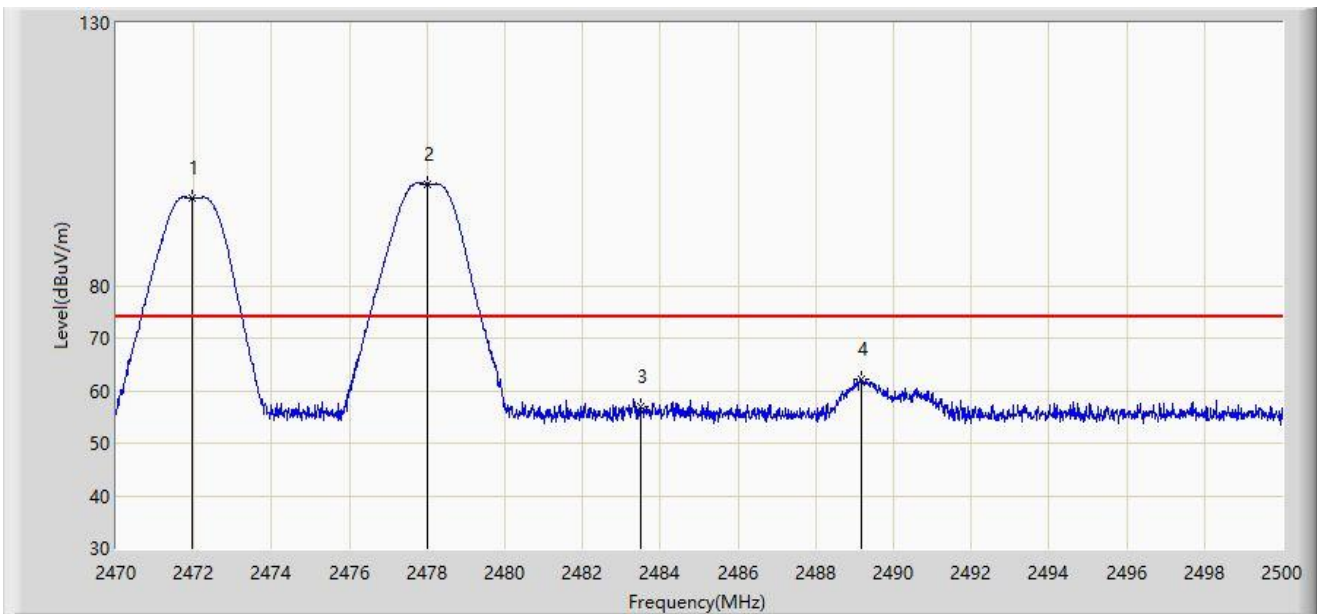
No	Mark	Frequency (MHz)	Measure Level (dB μ V/m)	Reading Level (dB μ V)	Margin (dB)	Limit (dB μ V/m)	Factor (dB/m)	Type
1	*	2472.130	85.206	52.823	N/A	N/A	32.383	AV
2		2476.090	87.509	55.123	N/A	N/A	32.386	AV
3		2483.500	49.131	16.749	-4.869	54.000	32.382	AV
4		2483.590	49.373	16.991	-4.627	54.000	32.382	AV

Note 1: " * ", means this data is the worst emission level.

Note 2: Measure Level (dB μ V/m) = Reading Level (dB μ V) + Factor (dB/m).

Note 3: Factor (dB/m) = Cable Loss (dB) + Antenna Factor (dB/m).

Site: WZ-AC2	Test Date: 2024-04-23
Limit: FCC_2.4G_RE(3m)	Engineer: Carl Jiang
Probe: BBHA9120D_1457_1-18GHz	Polarity: Horizontal
EUT: ACCESS POINT	Power: AC 120V/60Hz
Test Mode: Transmit at Ant 6 - Filter 1# - 2478MHz Ant 8 - Filter 4# - 2472MHz	



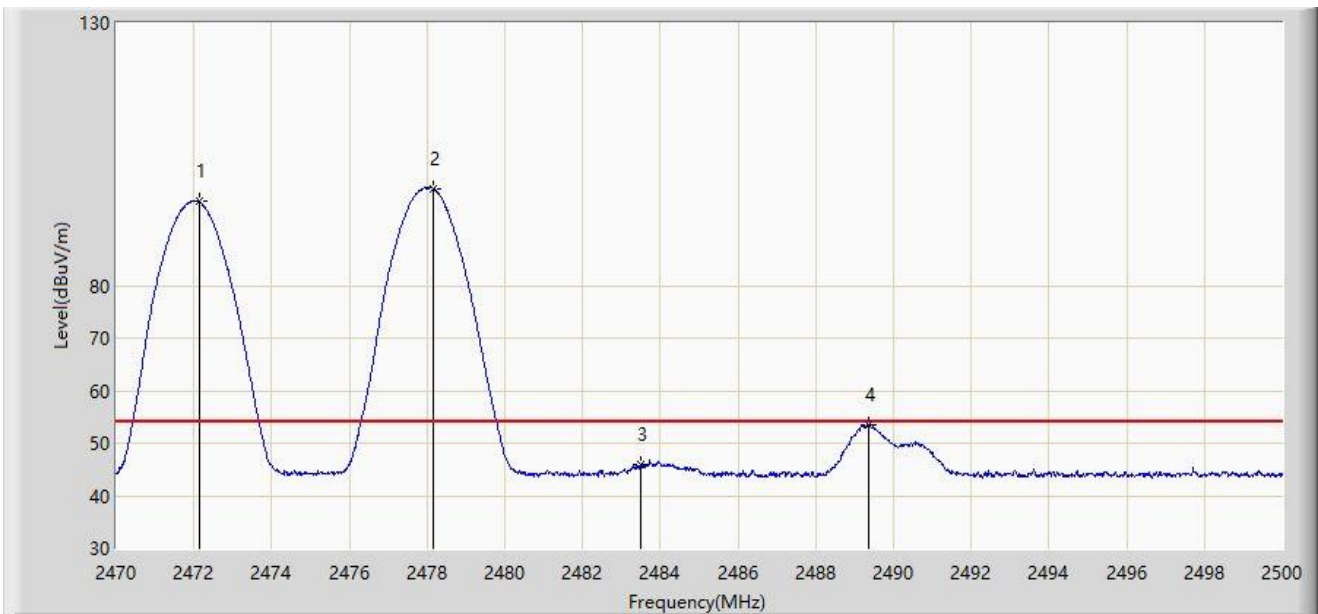
No	Mark	Frequency (MHz)	Measure Level (dB μ V/m)	Reading Level (dB μ V)	Margin (dB)	Limit (dB μ V/m)	Factor (dB/m)	Type
1	*	2471.950	96.630	64.247	N/A	N/A	32.383	PK
2		2478.010	99.420	67.035	N/A	N/A	32.385	PK
3		2483.500	56.968	24.586	-17.032	74.000	32.382	PK
4		2489.170	62.299	29.919	-11.701	74.000	32.380	PK

Note 1: " * ", means this data is the worst emission level.

Note 2: Measure Level (dB μ V/m) = Reading Level (dB μ V) + Factor (dB/m).

Note 3: Factor (dB/m) = Cable Loss (dB) + Antenna Factor (dB/m).

Site: WZ-AC2	Test Date: 2024-04-23
Limit: FCC_2.4G_RE(3m)	Engineer: Carl Jiang
Probe: BBHA9120D_1457_1-18GHz	Polarity: Horizontal
EUT: ACCESS POINT	Power: AC 120V/60Hz
Test Mode: Transmit at Ant 6 - Filter 1# - 2478MHz Ant 8 - Filter 4# - 2472MHz	



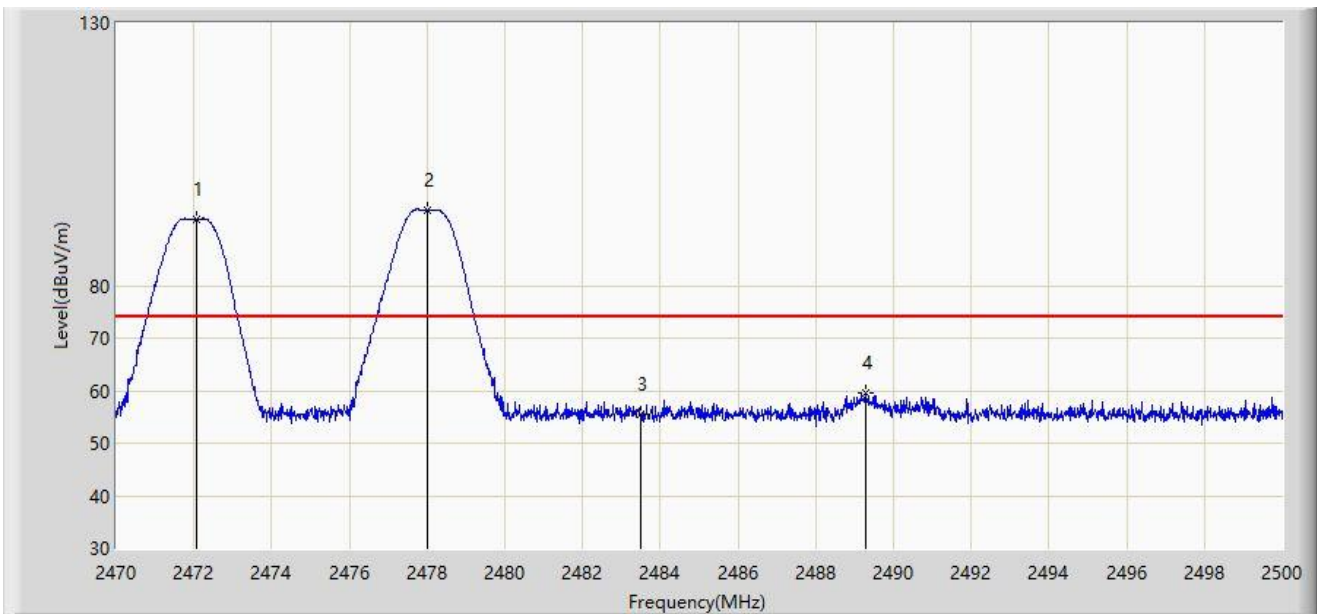
No	Mark	Frequency (MHz)	Measure Level (dBμV/m)	Reading Level (dBμV)	Margin (dB)	Limit (dBμV/m)	Factor (dB/m)	Type
1	*	2472.130	96.004	63.621	N/A	N/A	32.383	AV
2		2478.145	98.510	66.125	N/A	N/A	32.385	AV
3		2483.500	45.810	13.428	-8.190	54.000	32.382	AV
4		2489.365	53.461	21.081	-0.539	54.000	32.380	AV

Note 1: " * ", means this data is the worst emission level.

Note 2: Measure Level (dBμV/m) = Reading Level (dBμV) + Factor (dB/m).

Note 3: Factor (dB/m) = Cable Loss (dB) + Antenna Factor (dB/m).

Site: WZ-AC2	Test Date: 2024-04-23
Limit: FCC_2.4G_RE(3m)	Engineer: Carl Jiang
Probe: BBHA9120D_1457_1-18GHz	Polarity: Vertical
EUT: ACCESS POINT	Power: AC 120V/60Hz
Test Mode: Transmit at Ant 6 - Filter 1# - 2478MHz Ant 8 - Filter 4# - 2472MHz	



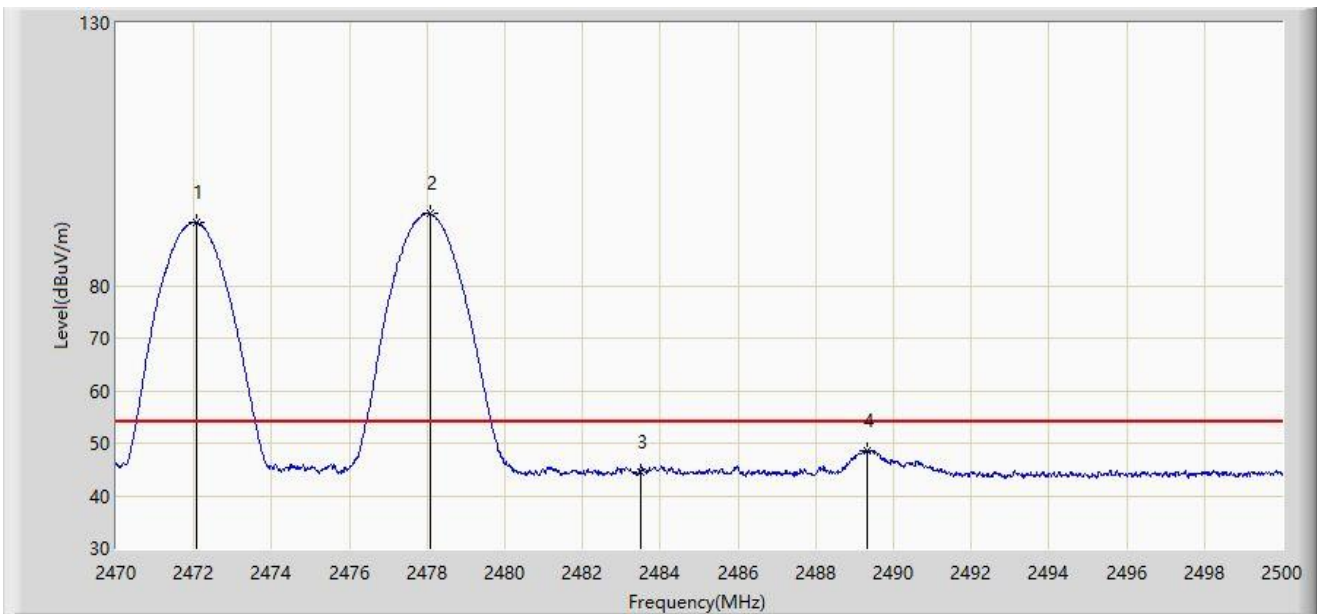
No	Mark	Frequency (MHz)	Measure Level (dB μ V/m)	Reading Level (dB μ V)	Margin (dB)	Limit (dB μ V/m)	Factor (dB/m)	Type
1	*	2472.085	92.589	60.206	N/A	N/A	32.383	PK
2		2478.010	94.482	62.097	N/A	N/A	32.385	PK
3		2483.500	55.456	23.074	-18.544	74.000	32.382	PK
4		2489.275	59.423	27.043	-14.577	74.000	32.380	PK

Note 1: " * ", means this data is the worst emission level.

Note 2: Measure Level (dB μ V/m) = Reading Level (dB μ V) + Factor (dB/m).

Note 3: Factor (dB/m) = Cable Loss (dB) + Antenna Factor (dB/m).

Site: WZ-AC2	Test Date: 2024-04-23
Limit: FCC_2.4G_RE(3m)	Engineer: Carl Jiang
Probe: BBHA9120D_1457_1-18GHz	Polarity: Vertical
EUT: ACCESS POINT	Power: AC 120V/60Hz
Test Mode: Transmit at Ant 6 - Filter 1# - 2478MHz Ant 8 - Filter 4# - 2472MHz	



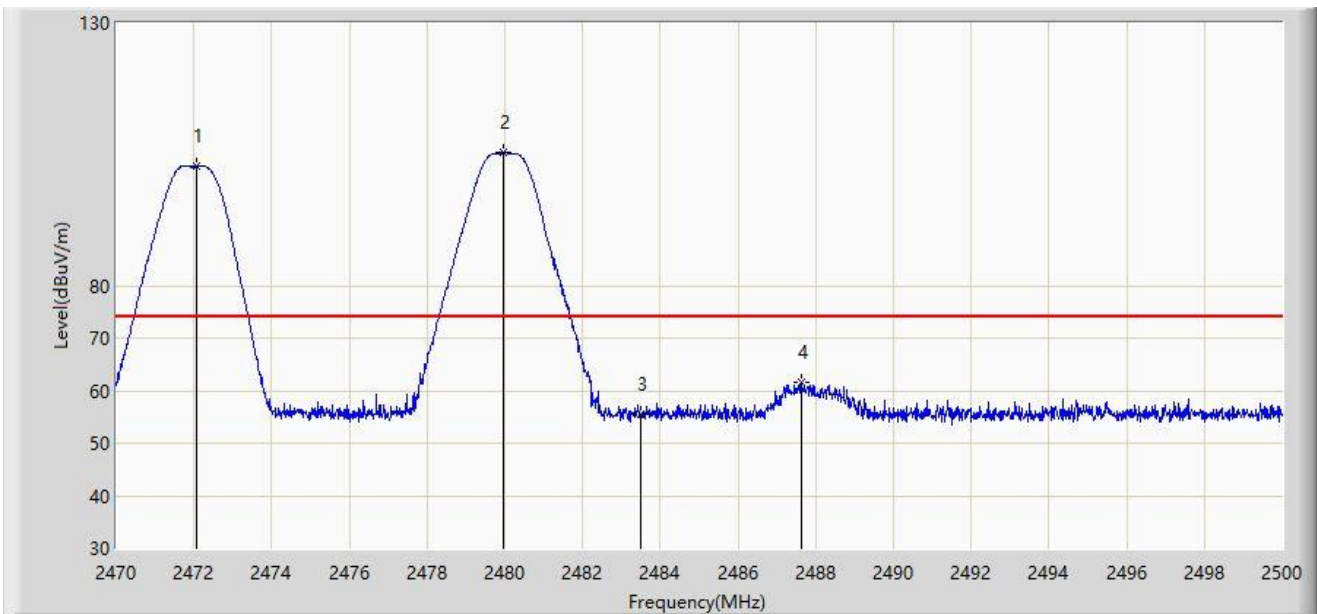
No	Mark	Frequency (MHz)	Measure Level (dB μ V/m)	Reading Level (dB μ V)	Margin (dB)	Limit (dB μ V/m)	Factor (dB/m)	Type
1	*	2472.085	91.998	59.615	N/A	N/A	32.383	AV
2		2478.100	93.682	61.297	N/A	N/A	32.385	AV
3		2483.500	44.475	12.093	-9.525	54.000	32.382	AV
4		2489.335	48.680	16.300	-5.320	54.000	32.380	AV

Note 1: " * ", means this data is the worst emission level.

Note 2: Measure Level (dB μ V/m) = Reading Level (dB μ V) + Factor (dB/m).

Note 3: Factor (dB/m) = Cable Loss (dB) + Antenna Factor (dB/m).

Site: WZ-AC2	Test Date: 2024-04-23
Limit: FCC_2.4G_RE(3m)	Engineer: Carl Jiang
Probe: BBHA9120D_1457_1-18GHz	Polarity: Horizontal
EUT: ACCESS POINT	Power: AC 120V/60Hz
Test Mode: Transmit at Ant 6 - Filter 1# - 2480MHz Ant 8 - Filter 4# - 2472MHz	



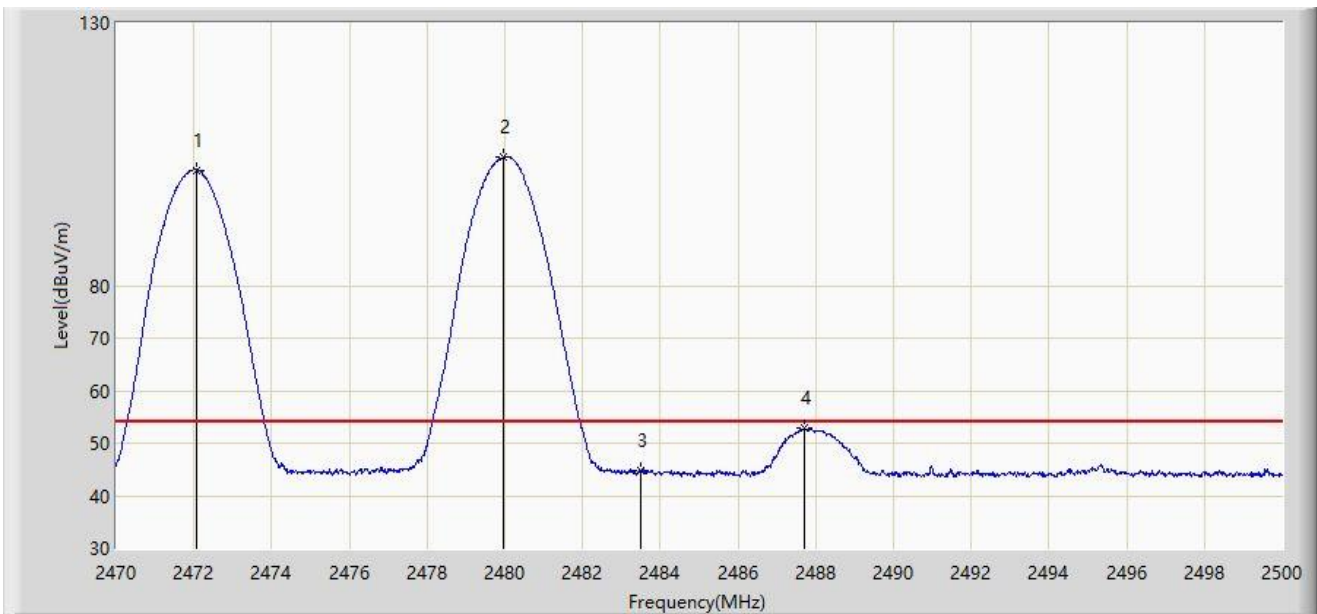
No	Mark	Frequency (MHz)	Measure Level (dB μ V/m)	Reading Level (dB μ V)	Margin (dB)	Limit (dB μ V/m)	Factor (dB/m)	Type
1	*	2472.085	102.616	70.233	N/A	N/A	32.383	PK
2		2479.945	105.372	72.988	N/A	N/A	32.384	PK
3		2483.500	55.573	23.191	-18.427	74.000	32.382	PK
4		2487.625	61.599	29.219	-12.401	74.000	32.380	PK

Note 1: " * ", means this data is the worst emission level.

Note 2: Measure Level (dB μ V/m) = Reading Level (dB μ V) + Factor (dB/m).

Note 3: Factor (dB/m) = Cable Loss (dB) + Antenna Factor (dB/m).

Site: WZ-AC2	Test Date: 2024-04-23
Limit: FCC_2.4G_RE(3m)	Engineer: Carl Jiang
Probe: BBHA9120D_1457_1-18GHz	Polarity: Horizontal
EUT: ACCESS POINT	Power: AC 120V/60Hz
Test Mode: Transmit at Ant 6 - Filter 1# - 2480MHz Ant 8 - Filter 4# - 2472MHz	



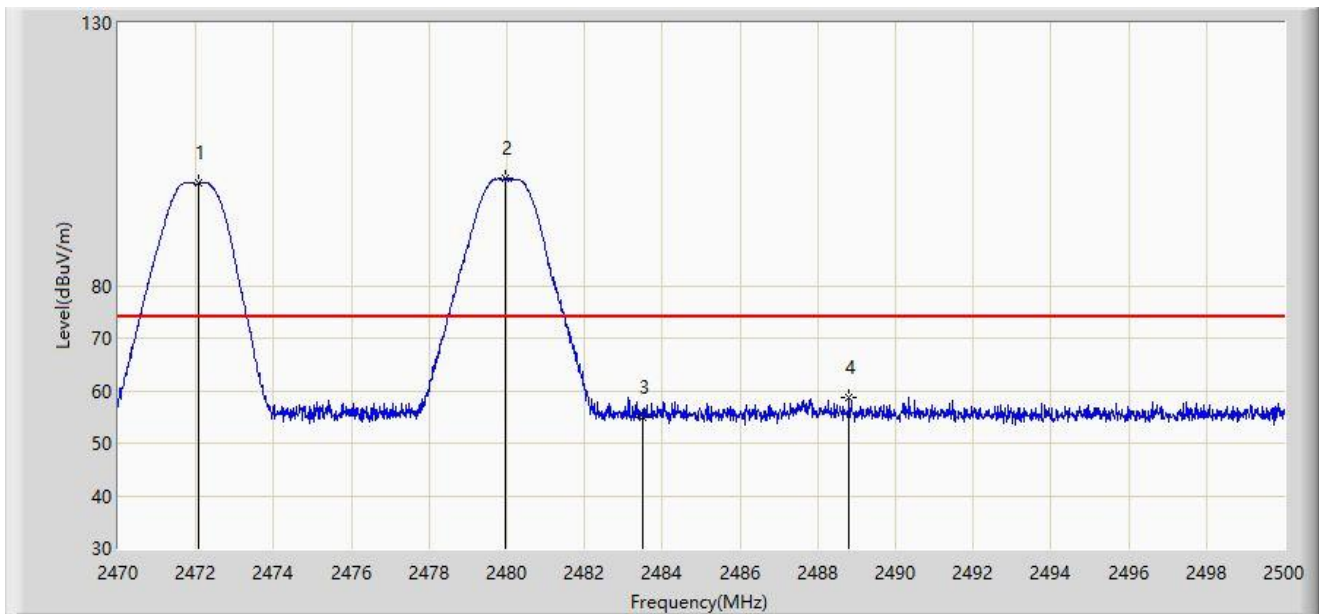
No	Mark	Frequency (MHz)	Measure Level (dBμV/m)	Reading Level (dBμV)	Margin (dB)	Limit (dBμV/m)	Factor (dB/m)	Type
1	*	2472.085	101.949	69.566	N/A	N/A	32.383	AV
2		2479.945	104.387	72.003	N/A	N/A	32.384	AV
3		2483.500	44.728	12.346	-9.272	54.000	32.382	AV
4		2487.715	52.828	20.448	-1.172	54.000	32.380	AV

Note 1: " * ", means this data is the worst emission level.

Note 2: Measure Level (dBμV/m) = Reading Level (dBμV) + Factor (dB/m).

Note 3: Factor (dB/m) = Cable Loss (dB) + Antenna Factor (dB/m).

Site: WZ-AC2	Test Date: 2024-04-23
Limit: FCC_2.4G_RE(3m)	Engineer: Carl Jiang
Probe: BBHA9120D_1457_1-18GHz	Polarity: Vertical
EUT: ACCESS POINT	Power: AC 120V/60Hz
Test Mode: Transmit at Ant 6 - Filter 1# - 2480MHz Ant 8 - Filter 4# - 2472MHz	



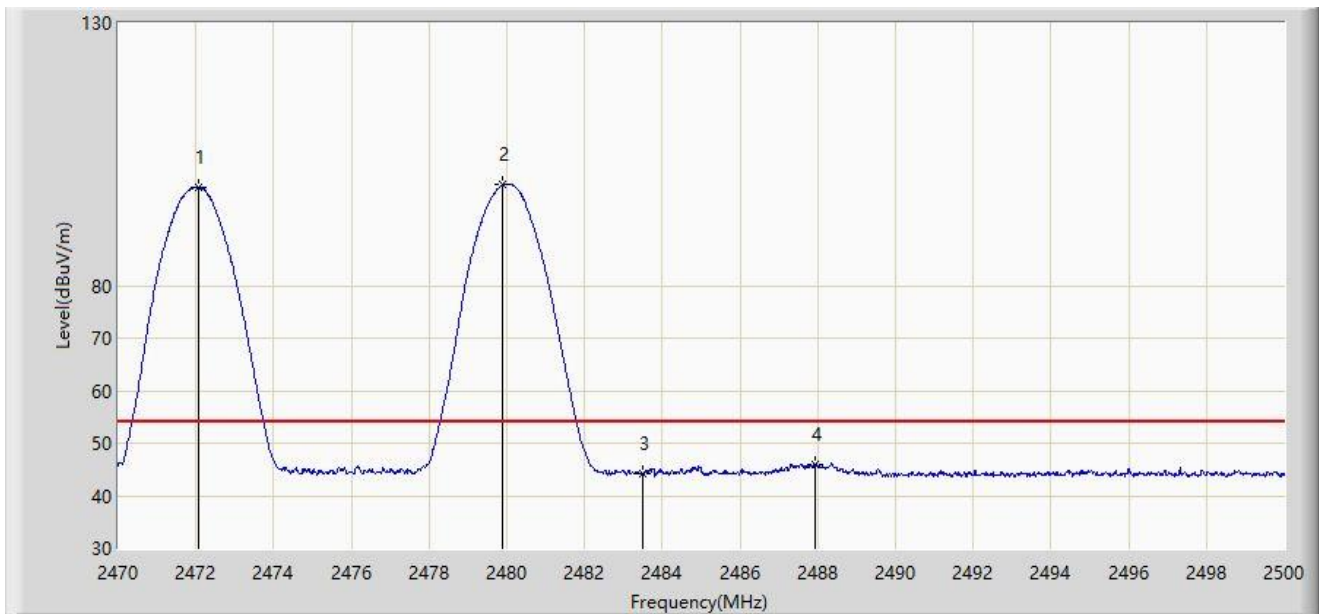
No	Mark	Frequency (MHz)	Measure Level (dBμV/m)	Reading Level (dBμV)	Margin (dB)	Limit (dBμV/m)	Factor (dB/m)	Type
1	*	2472.055	99.490	67.107	N/A	N/A	32.383	PK
2		2479.960	100.533	68.149	N/A	N/A	32.384	PK
3		2483.500	55.069	22.687	-18.931	74.000	32.382	PK
4		2488.795	58.629	26.249	-15.371	74.000	32.380	PK

Note 1: " * ", means this data is the worst emission level.

Note 2: Measure Level (dBμV/m) = Reading Level (dBμV) + Factor (dB/m).

Note 3: Factor (dB/m) = Cable Loss (dB) + Antenna Factor (dB/m).

Site: WZ-AC2	Test Date: 2024-04-23
Limit: FCC_2.4G_RE(3m)	Engineer: Carl Jiang
Probe: BBHA9120D_1457_1-18GHz	Polarity: Vertical
EUT: ACCESS POINT	Power: AC 120V/60Hz
Test Mode: Transmit at Ant 6 - Filter 1# - 2480MHz Ant 8 - Filter 4# - 2472MHz	



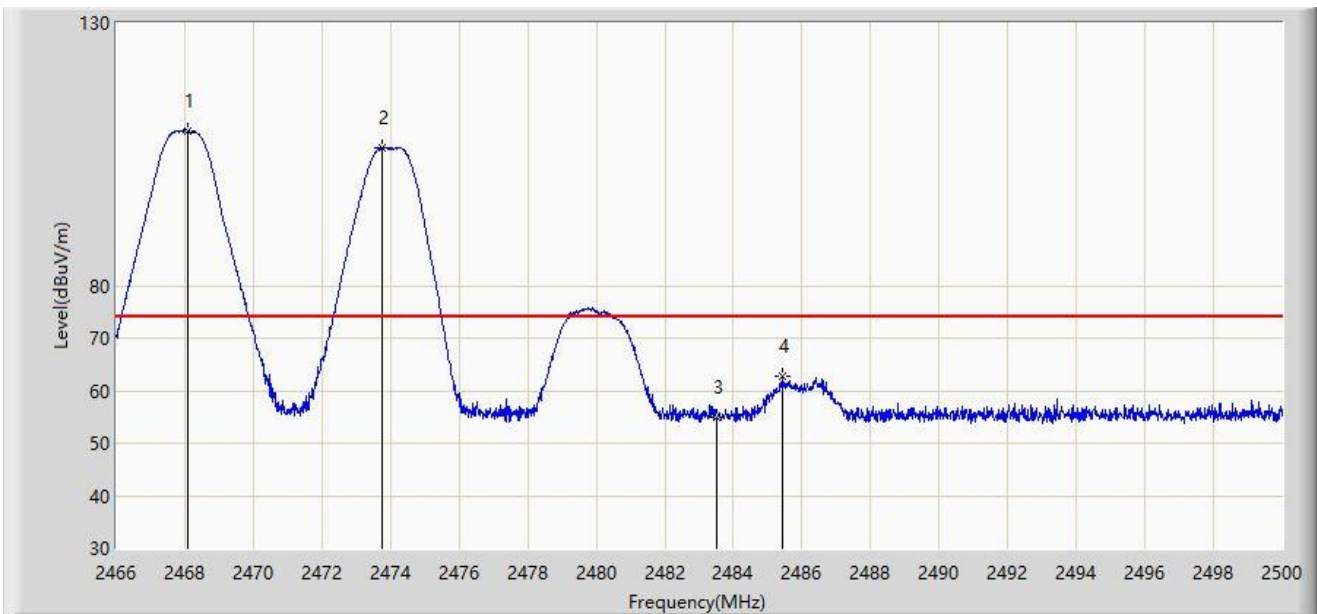
No	Mark	Frequency (MHz)	Measure Level (dB μ V/m)	Reading Level (dB μ V)	Margin (dB)	Limit (dB μ V/m)	Factor (dB/m)	Type
1	*	2472.085	98.810	66.427	N/A	N/A	32.383	AV
2		2479.900	99.138	66.754	N/A	N/A	32.384	AV
3		2483.500	44.178	11.796	-9.822	54.000	32.382	AV
4		2487.940	46.058	13.678	-7.942	54.000	32.380	AV

Note 1: " * ", means this data is the worst emission level.

Note 2: Measure Level (dB μ V/m) = Reading Level (dB μ V) + Factor (dB/m).

Note 3: Factor (dB/m) = Cable Loss (dB) + Antenna Factor (dB/m).

Site: WZ-AC2	Test Date: 2024-04-23
Limit: FCC_2.4G_RE(3m)	Engineer: Carl Jiang
Probe: BBHA9120D_1457_1-18GHz	Polarity: Horizontal
EUT: ACCESS POINT	Power: AC 120V/60Hz
Test Mode: Transmit at Ant 6 - Filter 1# - 2468MHz Ant 8 - Filter 4# - 2474MHz	



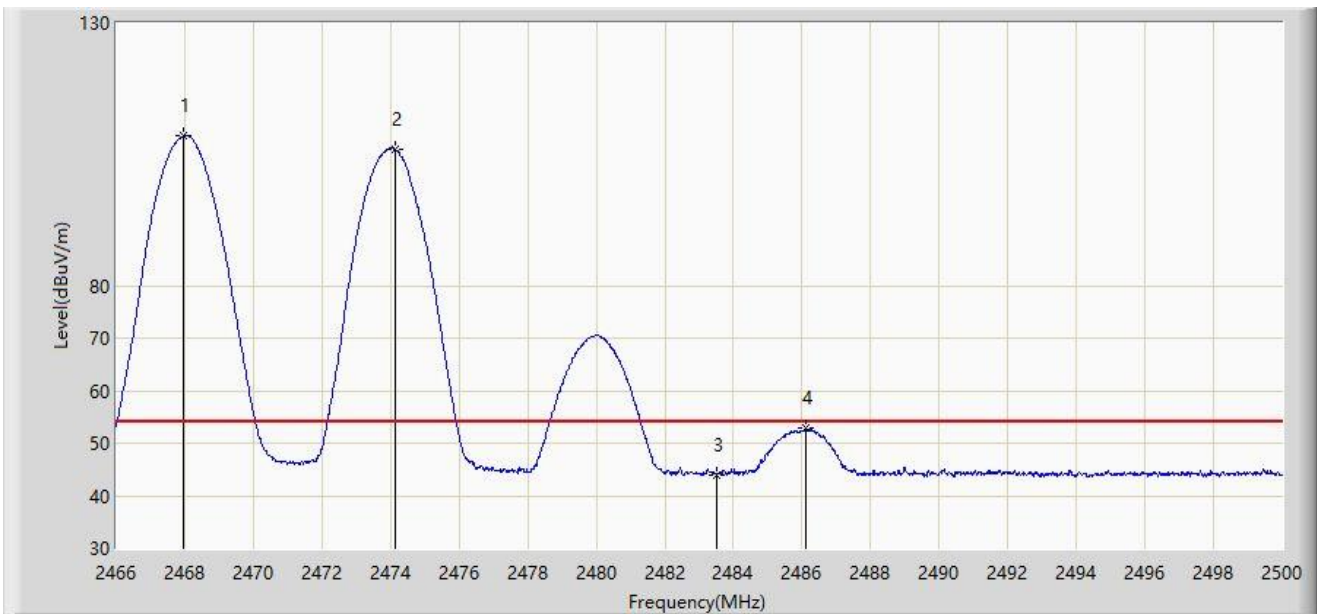
No	Mark	Frequency (MHz)	Measure Level (dB μ V/m)	Reading Level (dB μ V)	Margin (dB)	Limit (dB μ V/m)	Factor (dB/m)	Type
1		2468.091	109.464	77.089	N/A	N/A	32.375	PK
2	*	2473.752	106.267	73.880	N/A	N/A	32.386	PK
3		2483.500	54.999	22.617	-19.001	74.000	32.382	PK
4		2485.431	62.857	30.476	-11.143	74.000	32.382	PK

Note 1: " * ", means this data is the worst emission level.

Note 2: Measure Level (dB μ V/m) = Reading Level (dB μ V) + Factor (dB/m).

Note 3: Factor (dB/m) = Cable Loss (dB) + Antenna Factor (dB/m).

Site: WZ-AC2	Test Date: 2024-04-23
Limit: FCC_2.4G_RE(3m)	Engineer: Carl Jiang
Probe: BBHA9120D_1457_1-18GHz	Polarity: Horizontal
EUT: ACCESS POINT	Power: AC 120V/60Hz
Test Mode: Transmit at Ant 6 - Filter 1# - 2468MHz Ant 8 - Filter 4# - 2474MHz	



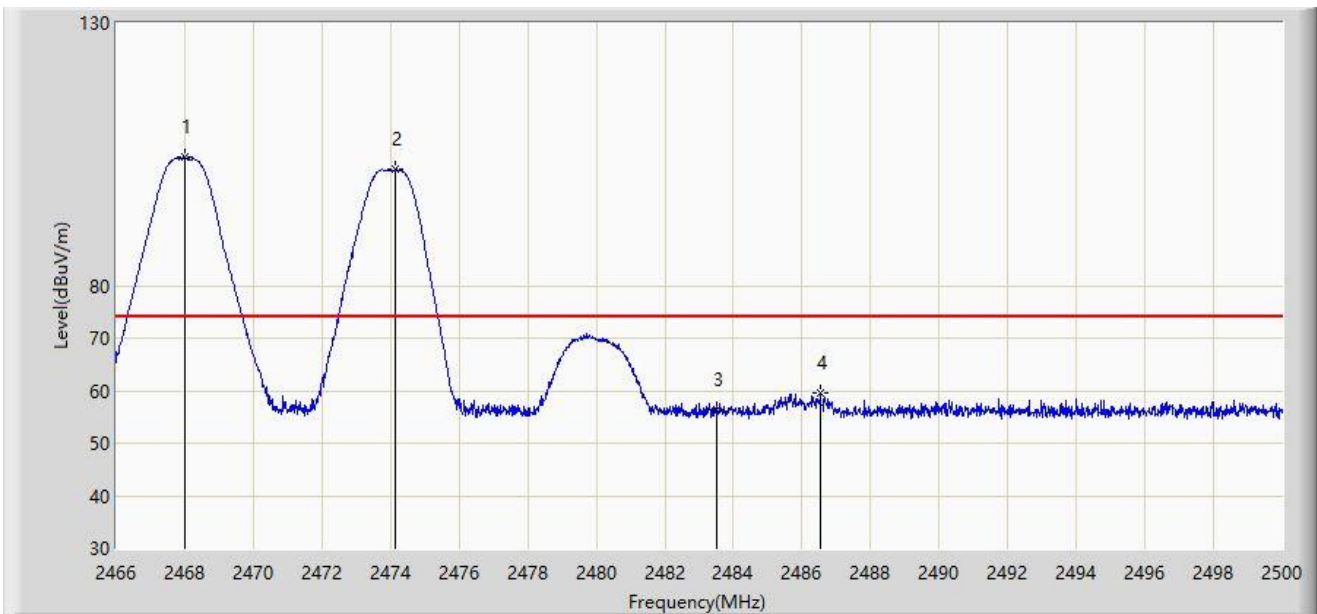
No	Mark	Frequency (MHz)	Measure Level (dB μ V/m)	Reading Level (dB μ V)	Margin (dB)	Limit (dB μ V/m)	Factor (dB/m)	Type
1		2467.955	108.437	76.062	N/A	N/A	32.375	AV
2	*	2474.126	105.984	73.597	N/A	N/A	32.387	AV
3		2483.500	44.031	11.649	-9.969	54.000	32.382	AV
4		2486.128	52.755	20.374	-1.245	54.000	32.381	AV

Note 1: " * ", means this data is the worst emission level.

Note 2: Measure Level (dB μ V/m) = Reading Level (dB μ V) + Factor (dB/m).

Note 3: Factor (dB/m) = Cable Loss (dB) + Antenna Factor (dB/m).

Site: WZ-AC2	Test Date: 2024-04-23
Limit: FCC_2.4G_RE(3m)	Engineer: Carl Jiang
Probe: BBHA9120D_1457_1-18GHz	Polarity: Vertical
EUT: ACCESS POINT	Power: AC 120V/60Hz
Test Mode: Transmit at Ant 6 - Filter 1# - 2468MHz Ant 8 - Filter 4# - 2474MHz	



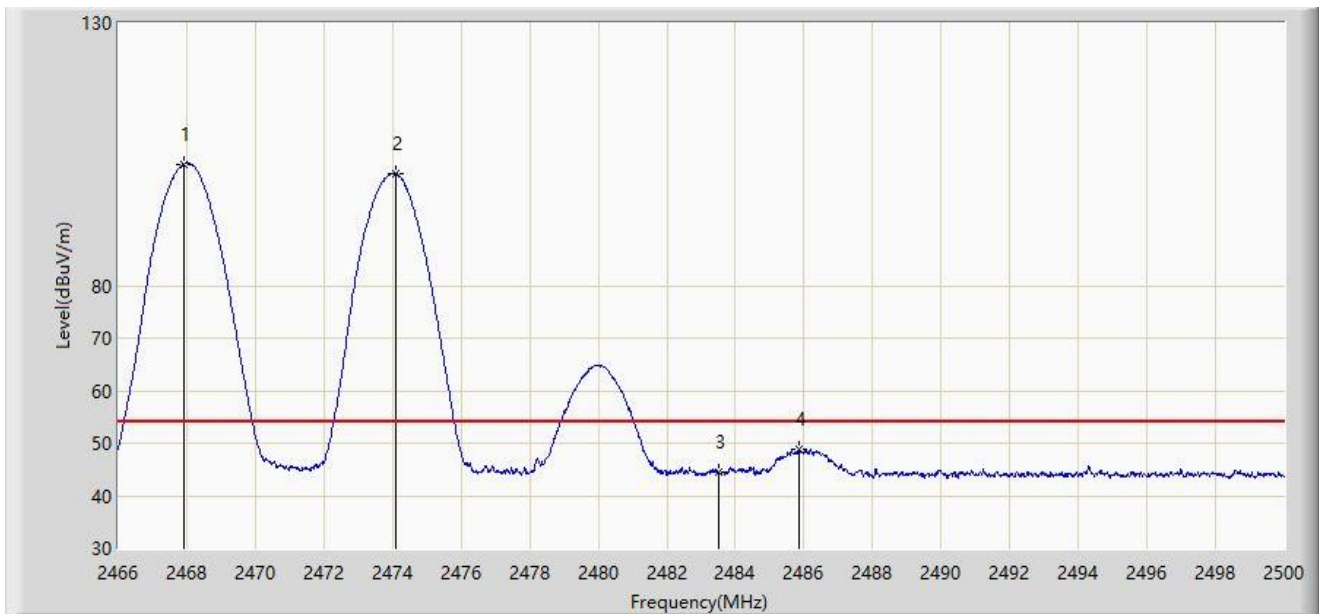
No	Mark	Frequency (MHz)	Measure Level (dB μ V/m)	Reading Level (dB μ V)	Margin (dB)	Limit (dB μ V/m)	Factor (dB/m)	Type
1		2467.989	104.441	72.066	N/A	N/A	32.375	PK
2	*	2474.126	102.044	69.657	N/A	N/A	32.387	PK
3		2483.500	56.437	24.055	-17.563	74.000	32.382	PK
4		2486.536	59.486	27.105	-14.514	74.000	32.380	PK

Note 1: " * ", means this data is the worst emission level.

Note 2: Measure Level (dB μ V/m) = Reading Level (dB μ V) + Factor (dB/m).

Note 3: Factor (dB/m) = Cable Loss (dB) + Antenna Factor (dB/m).

Site: WZ-AC2	Test Date: 2024-04-23
Limit: FCC_2.4G_RE(3m)	Engineer: Carl Jiang
Probe: BBHA9120D_1457_1-18GHz	Polarity: Vertical
EUT: ACCESS POINT	Power: AC 120V/60Hz
Test Mode: Transmit at Ant 6 - Filter 1# - 2468MHz Ant 8 - Filter 4# - 2474MHz	



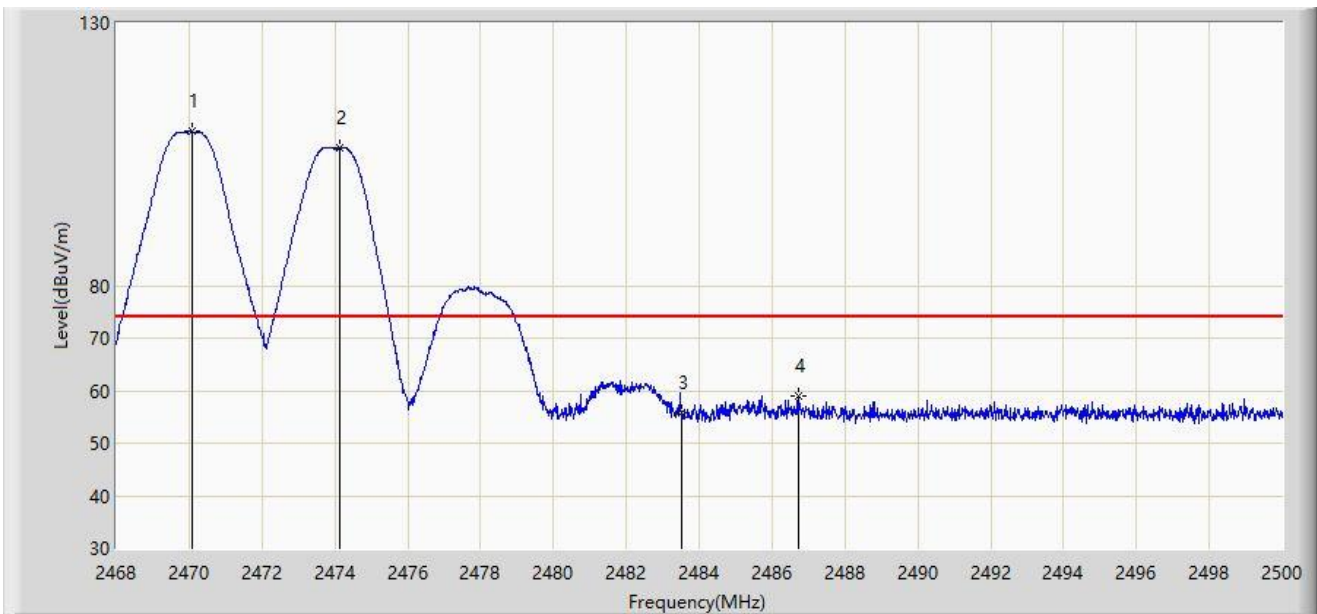
No	Mark	Frequency (MHz)	Measure Level (dBμV/m)	Reading Level (dBμV)	Margin (dB)	Limit (dBμV/m)	Factor (dB/m)	Type
1		2467.938	103.184	70.809	N/A	N/A	32.375	AV
2	*	2474.075	101.358	68.971	N/A	N/A	32.387	AV
3		2483.500	44.420	12.038	-9.580	54.000	32.382	AV
4		2485.856	48.829	16.448	-5.171	54.000	32.381	AV

Note 1: " * ", means this data is the worst emission level.

Note 2: Measure Level (dBμV/m) = Reading Level (dBμV) + Factor (dB/m).

Note 3: Factor (dB/m) = Cable Loss (dB) + Antenna Factor (dB/m).

Site: WZ-AC2	Test Date: 2024-04-23
Limit: FCC_2.4G_RE(3m)	Engineer: Carl Jiang
Probe: BBHA9120D_1457_1-18GHz	Polarity: Horizontal
EUT: ACCESS POINT	Power: AC 120V/60Hz
Test Mode: Transmit at Ant 6 - Filter 1# - 2470MHz Ant 8 - Filter 4# - 2474MHz	



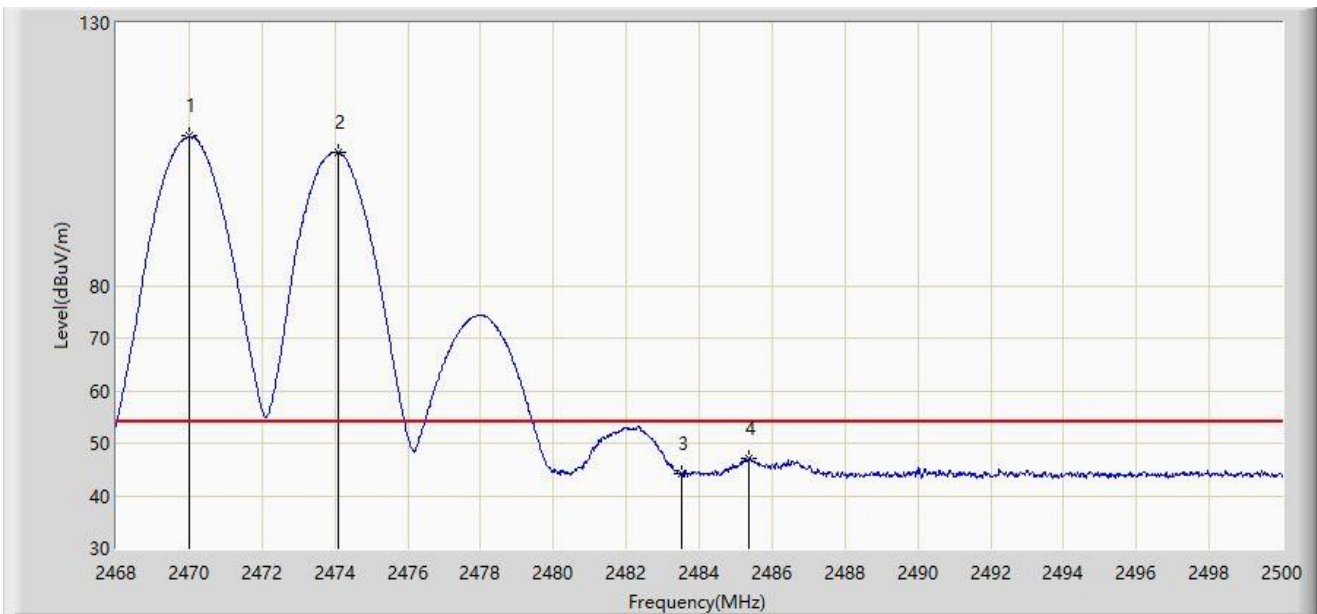
No	Mark	Frequency (MHz)	Measure Level (dBμV/m)	Reading Level (dBμV)	Margin (dB)	Limit (dBμV/m)	Factor (dB/m)	Type
1		2470.080	109.365	76.986	N/A	N/A	32.379	PK
2	*	2474.128	106.283	73.896	N/A	N/A	32.387	PK
3		2483.500	55.864	23.482	-18.136	74.000	32.382	PK
4		2486.720	59.114	26.733	-14.886	74.000	32.381	PK

Note 1: " * ", means this data is the worst emission level.

Note 2: Measure Level (dBμV/m) = Reading Level (dBμV) + Factor (dB/m).

Note 3: Factor (dB/m) = Cable Loss (dB) + Antenna Factor (dB/m).

Site: WZ-AC2	Test Date: 2024-04-23
Limit: FCC_2.4G_RE(3m)	Engineer: Carl Jiang
Probe: BBHA9120D_1457_1-18GHz	Polarity: Horizontal
EUT: ACCESS POINT	Power: AC 120V/60Hz
Test Mode: Transmit at Ant 6 - Filter 1# - 2470MHz Ant 8 - Filter 4# - 2474MHz	



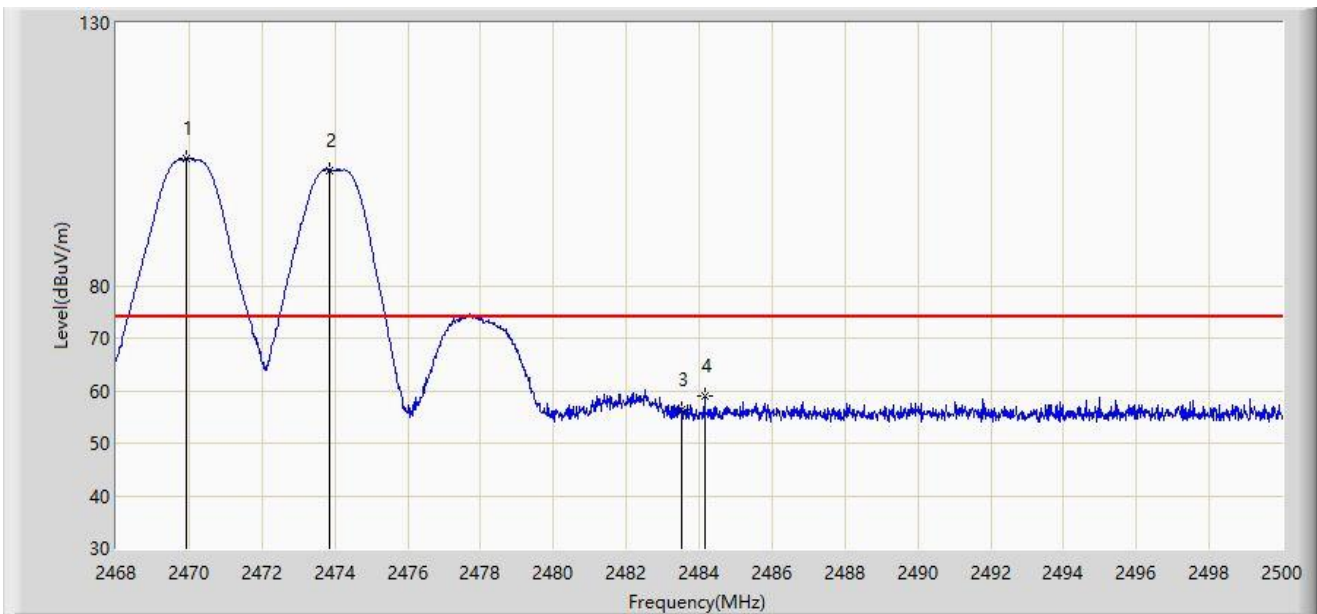
No	Mark	Frequency (MHz)	Measure Level (dB μ V/m)	Reading Level (dB μ V)	Margin (dB)	Limit (dB μ V/m)	Factor (dB/m)	Type
1		2470.016	108.418	76.039	N/A	N/A	32.379	AV
2	*	2474.112	105.383	72.996	N/A	N/A	32.387	AV
3		2483.500	44.101	11.719	-9.899	54.000	32.382	AV
4		2485.376	47.078	14.697	-6.922	54.000	32.382	AV

Note 1: " * ", means this data is the worst emission level.

Note 2: Measure Level (dB μ V/m) = Reading Level (dB μ V) + Factor (dB/m).

Note 3: Factor (dB/m) = Cable Loss (dB) + Antenna Factor (dB/m).

Site: WZ-AC2	Test Date: 2024-04-23
Limit: FCC_2.4G_RE(3m)	Engineer: Carl Jiang
Probe: BBHA9120D_1457_1-18GHz	Polarity: Vertical
EUT: ACCESS POINT	Power: AC 120V/60Hz
Test Mode: Transmit at Ant 6 - Filter 1# - 2470MHz Ant 8 - Filter 4# - 2474MHz	



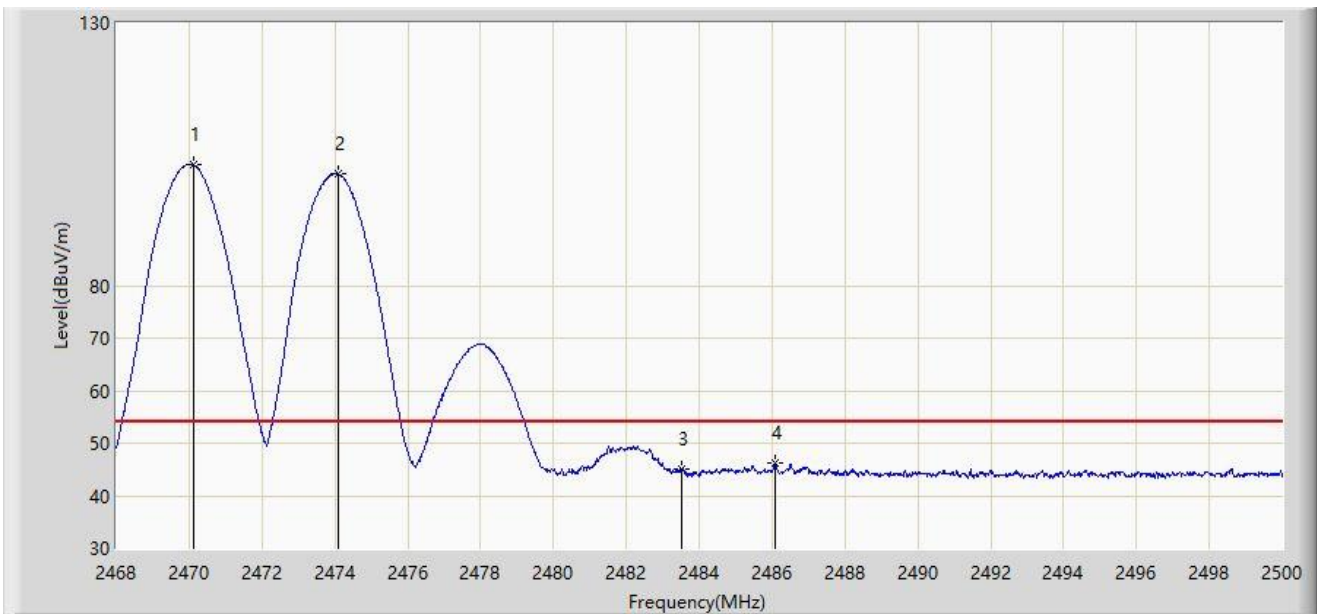
No	Mark	Frequency (MHz)	Measure Level (dBμV/m)	Reading Level (dBμV)	Margin (dB)	Limit (dBμV/m)	Factor (dB/m)	Type
1		2469.920	104.090	71.711	N/A	N/A	32.379	PK
2	*	2473.856	101.983	69.596	N/A	N/A	32.387	PK
3		2483.500	56.430	24.048	-17.570	74.000	32.382	PK
4		2484.144	58.976	26.594	-15.024	74.000	32.382	PK

Note 1: " * ", means this data is the worst emission level.

Note 2: Measure Level (dBμV/m) = Reading Level (dBμV) + Factor (dB/m).

Note 3: Factor (dB/m) = Cable Loss (dB) + Antenna Factor (dB/m).

Site: WZ-AC2	Test Date: 2024-04-23
Limit: FCC_2.4G_RE(3m)	Engineer: Carl Jiang
Probe: BBHA9120D_1457_1-18GHz	Polarity: Vertical
EUT: ACCESS POINT	Power: AC 120V/60Hz
Test Mode: Transmit at Ant 6 - Filter 1# - 2470MHz Ant 8 - Filter 4# - 2474MHz	



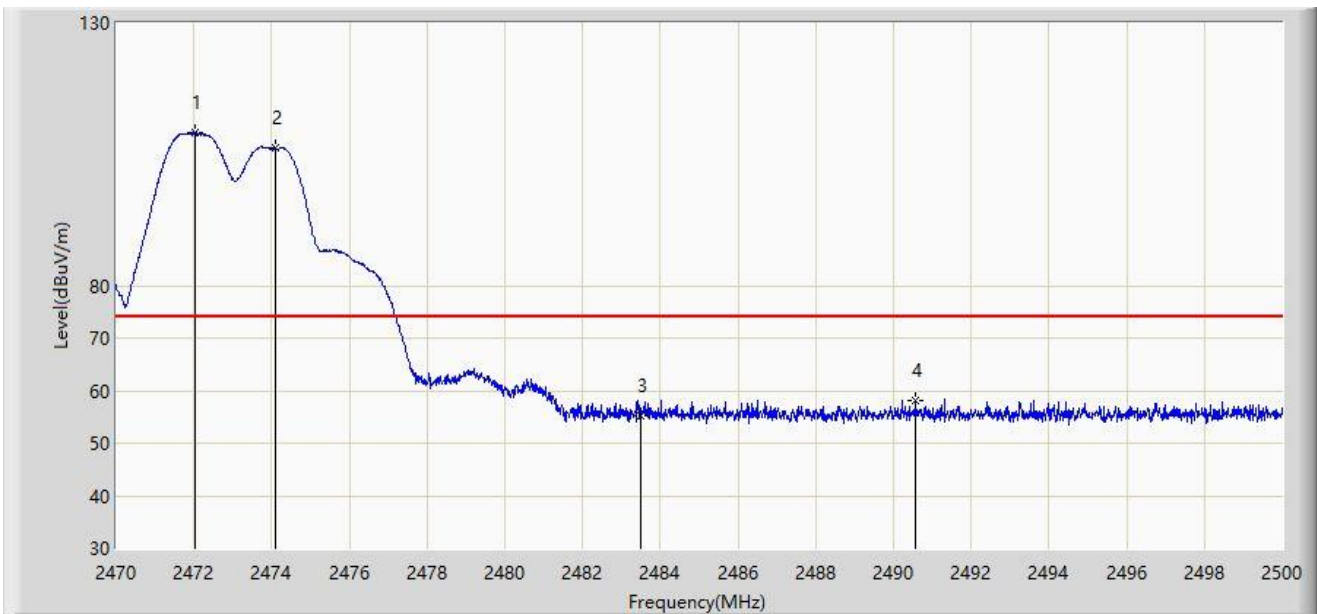
No	Mark	Frequency (MHz)	Measure Level (dBμV/m)	Reading Level (dBμV)	Margin (dB)	Limit (dBμV/m)	Factor (dB/m)	Type
1		2470.128	102.928	70.549	N/A	N/A	32.379	AV
2	*	2474.080	101.310	68.923	N/A	N/A	32.387	AV
3		2483.500	45.114	12.732	-8.886	54.000	32.382	AV
4		2486.080	46.165	13.784	-7.835	54.000	32.381	AV

Note 1: " * ", means this data is the worst emission level.

Note 2: Measure Level (dBμV/m) = Reading Level (dBμV) + Factor (dB/m).

Note 3: Factor (dB/m) = Cable Loss (dB) + Antenna Factor (dB/m).

Site: WZ-AC2	Test Date: 2024-04-23
Limit: FCC_2.4G_RE(3m)	Engineer: Carl Jiang
Probe: BBHA9120D_1457_1-18GHz	Polarity: Horizontal
EUT: ACCESS POINT	Power: AC 120V/60Hz
Test Mode: Transmit at Ant 6 - Filter 1# - 2472MHz Ant 8 - Filter 4# - 2474MHz	



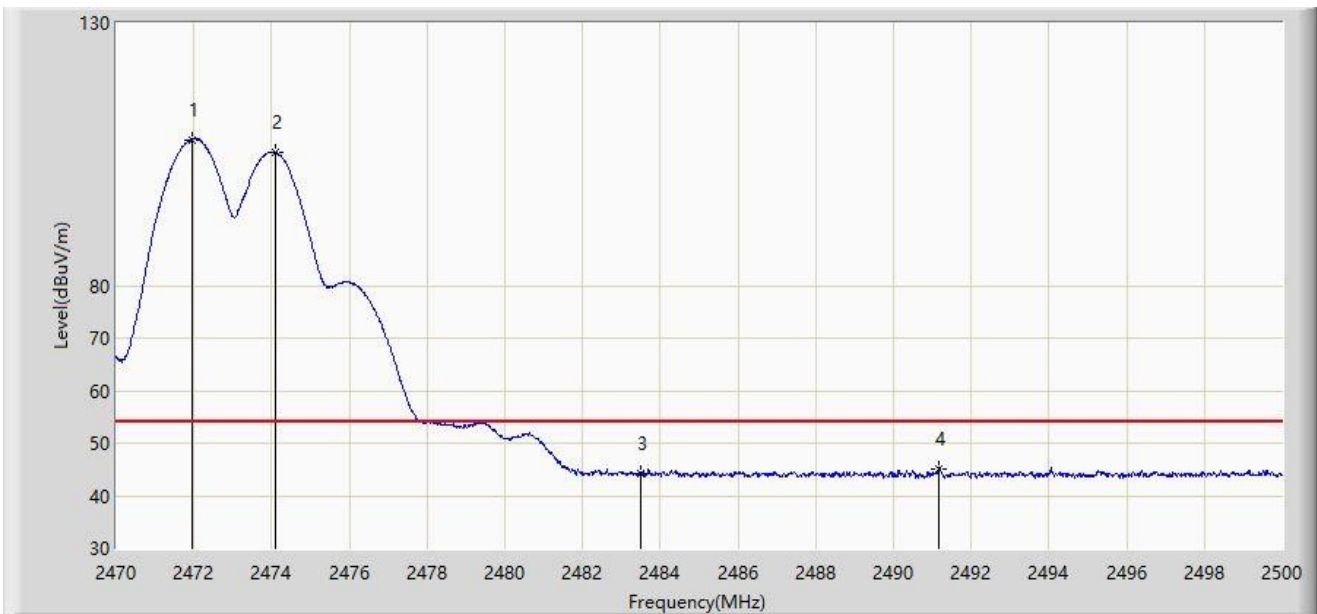
No	Mark	Frequency (MHz)	Measure Level (dBμV/m)	Reading Level (dBμV)	Margin (dB)	Limit (dBμV/m)	Factor (dB/m)	Type
1		2472.040	109.040	76.657	N/A	N/A	32.383	PK
2	*	2474.095	106.195	73.808	N/A	N/A	32.387	PK
3		2483.500	55.297	22.915	-18.703	74.000	32.382	PK
4		2490.580	58.116	25.737	-15.884	74.000	32.379	PK

Note 1: " * ", means this data is the worst emission level.

Note 2: Measure Level (dBμV/m) = Reading Level (dBμV) + Factor (dB/m).

Note 3: Factor (dB/m) = Cable Loss (dB) + Antenna Factor (dB/m).

Site: WZ-AC2	Test Date: 2024-04-23
Limit: FCC_2.4G_RE(3m)	Engineer: Carl Jiang
Probe: BBHA9120D_1457_1-18GHz	Polarity: Horizontal
EUT: ACCESS POINT	Power: AC 120V/60Hz
Test Mode: Transmit at Ant 6 - Filter 1# - 2472MHz Ant 8 - Filter 4# - 2474MHz	



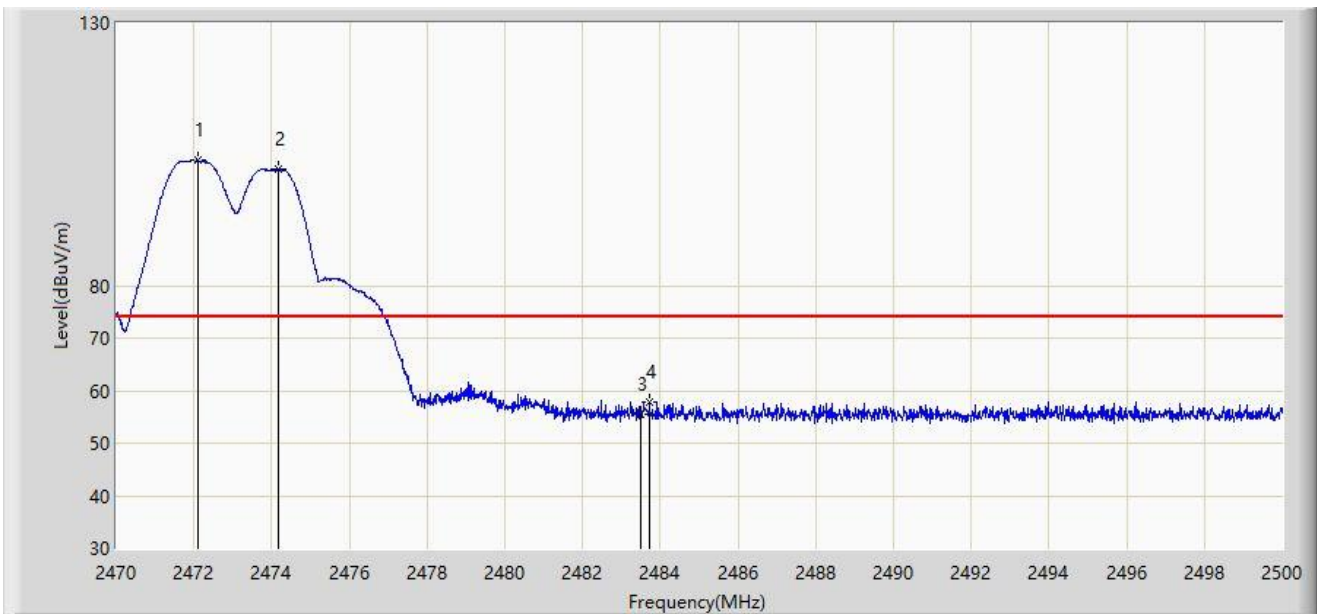
No	Mark	Frequency (MHz)	Measure Level (dBμV/m)	Reading Level (dBμV)	Margin (dB)	Limit (dBμV/m)	Factor (dB/m)	Type
1		2471.950	107.811	75.428	N/A	N/A	32.383	AV
2	*	2474.095	105.423	73.036	N/A	N/A	32.387	AV
3		2483.500	44.290	11.908	-9.710	54.000	32.382	AV
4		2491.165	45.168	12.789	-8.832	54.000	32.379	AV

Note 1: " * ", means this data is the worst emission level.

Note 2: Measure Level (dBμV/m) = Reading Level (dBμV) + Factor (dB/m).

Note 3: Factor (dB/m) = Cable Loss (dB) + Antenna Factor (dB/m).

Site: WZ-AC2	Test Date: 2024-04-23
Limit: FCC_2.4G_RE(3m)	Engineer: Carl Jiang
Probe: BBHA9120D_1457_1-18GHz	Polarity: Vertical
EUT: ACCESS POINT	Power: AC 120V/60Hz
Test Mode: Transmit at Ant 6 - Filter 1# - 2472MHz Ant 8 - Filter 4# - 2474MHz	



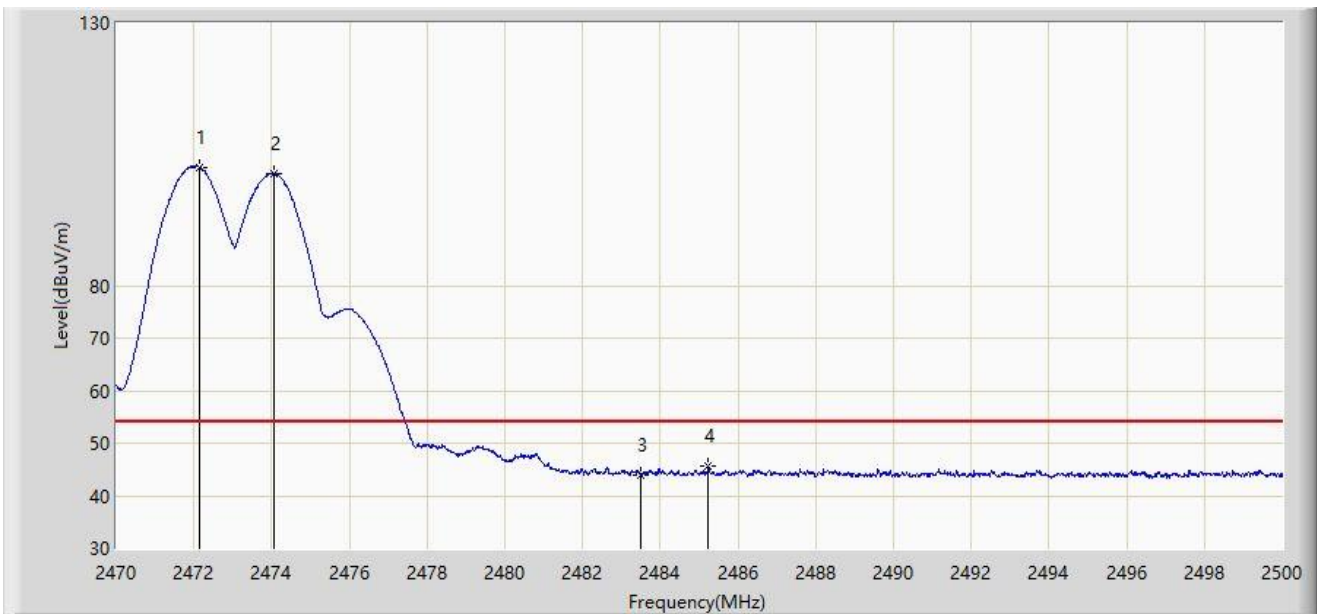
No	Mark	Frequency (MHz)	Measure Level (dB μ V/m)	Reading Level (dB μ V)	Margin (dB)	Limit (dB μ V/m)	Factor (dB/m)	Type
1		2472.100	103.802	71.419	N/A	N/A	32.383	PK
2	*	2474.185	102.048	69.661	N/A	N/A	32.387	PK
3		2483.500	55.567	23.185	-18.433	74.000	32.382	PK
4		2483.725	57.803	25.421	-16.197	74.000	32.382	PK

Note 1: " * ", means this data is the worst emission level.

Note 2: Measure Level (dB μ V/m) = Reading Level (dB μ V) + Factor (dB/m).

Note 3: Factor (dB/m) = Cable Loss (dB) + Antenna Factor (dB/m).

Site: WZ-AC2	Test Date: 2024-04-23
Limit: FCC_2.4G_RE(3m)	Engineer: Carl Jiang
Probe: BBHA9120D_1457_1-18GHz	Polarity: Vertical
EUT: ACCESS POINT	Power: AC 120V/60Hz
Test Mode: Transmit at Ant 6 - Filter 1# - 2472MHz Ant 8 - Filter 4# - 2474MHz	



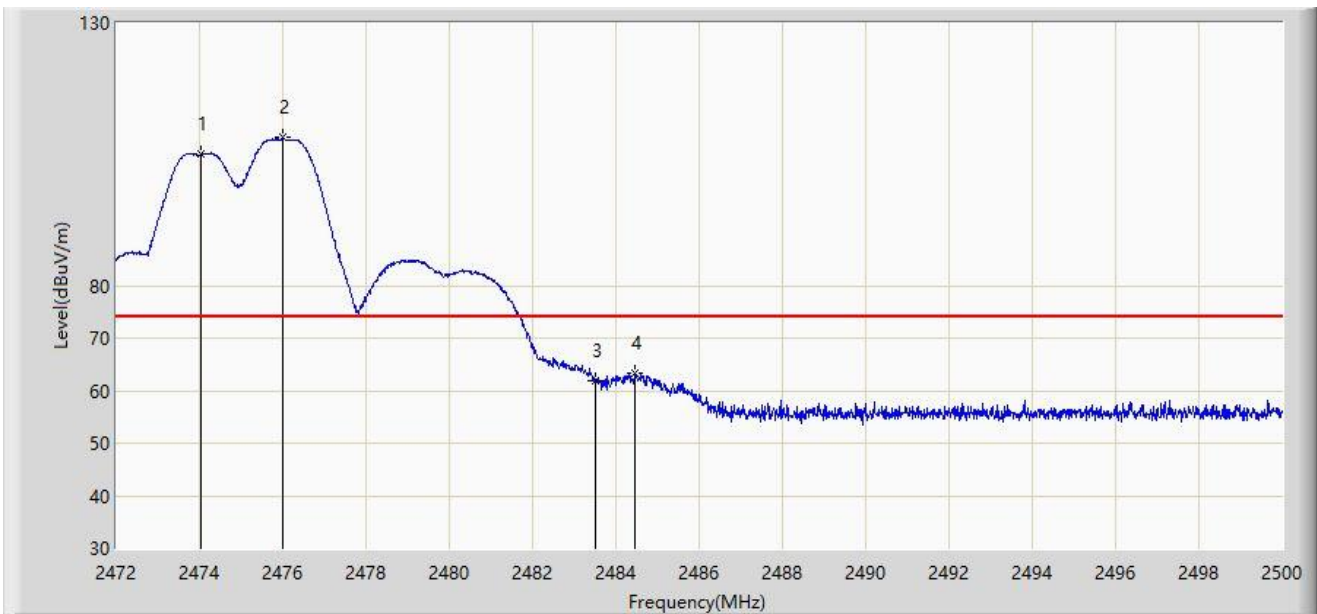
No	Mark	Frequency (MHz)	Measure Level (dB μ V/m)	Reading Level (dB μ V)	Margin (dB)	Limit (dB μ V/m)	Factor (dB/m)	Type
1		2472.130	102.600	70.217	N/A	N/A	32.383	AV
2	*	2474.065	101.353	68.966	N/A	N/A	32.387	AV
3		2483.500	43.968	11.586	-10.032	54.000	32.382	AV
4		2485.225	45.543	13.161	-8.457	54.000	32.382	AV

Note 1: " * ", means this data is the worst emission level.

Note 2: Measure Level (dB μ V/m) = Reading Level (dB μ V) + Factor (dB/m).

Note 3: Factor (dB/m) = Cable Loss (dB) + Antenna Factor (dB/m).

Site: WZ-AC2	Test Date: 2024-04-23
Limit: FCC_2.4G_RE(3m)	Engineer: Carl Jiang
Probe: BBHA9120D_1457_1-18GHz	Polarity: Horizontal
EUT: ACCESS POINT	Power: AC 120V/60Hz
Test Mode: Transmit at Ant 6 - Filter 1# - 2476MHz Ant 8 - Filter 4# - 2474MHz	



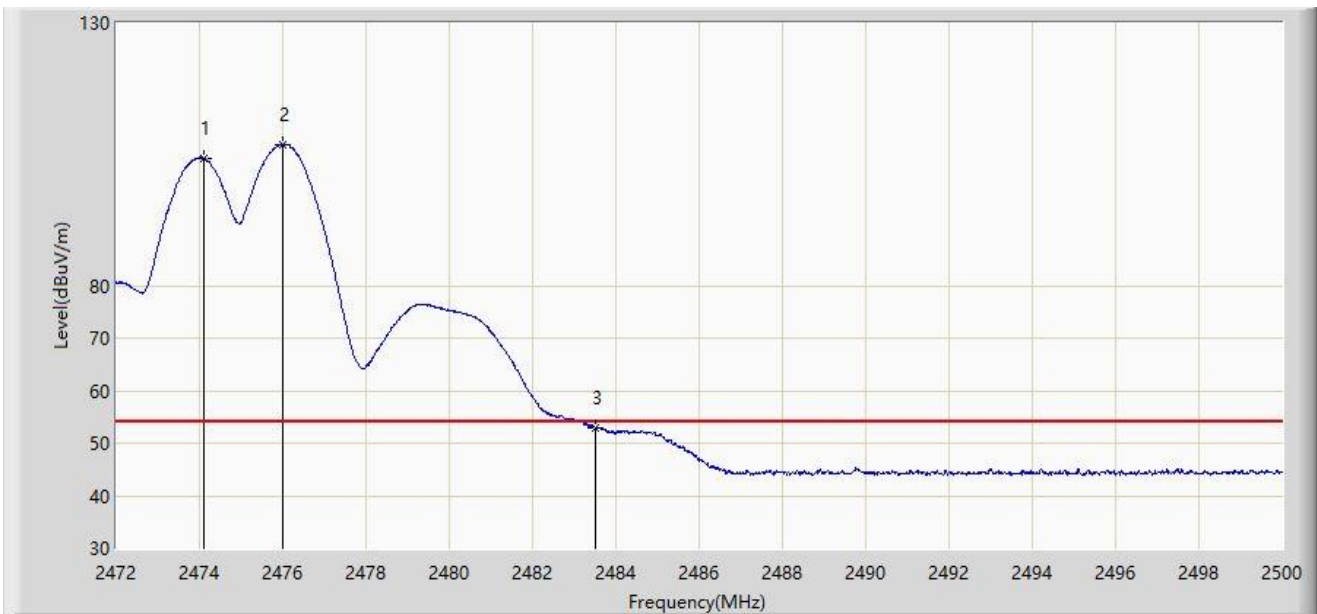
No	Mark	Frequency (MHz)	Measure Level (dB μ V/m)	Reading Level (dB μ V)	Margin (dB)	Limit (dB μ V/m)	Factor (dB/m)	Type
1	*	2474.030	105.050	72.663	N/A	N/A	32.387	PK
2		2476.004	108.150	75.764	N/A	N/A	32.386	PK
3		2483.500	61.782	29.400	-12.218	74.000	32.382	PK
4		2484.446	63.408	31.026	-10.592	74.000	32.382	PK

Note 1: " * ", means this data is the worst emission level.

Note 2: Measure Level (dB μ V/m) = Reading Level (dB μ V) + Factor (dB/m).

Note 3: Factor (dB/m) = Cable Loss (dB) + Antenna Factor (dB/m).

Site: WZ-AC2	Test Date: 2024-04-23
Limit: FCC_2.4G_RE(3m)	Engineer: Carl Jiang
Probe: BBHA9120D_1457_1-18GHz	Polarity: Horizontal
EUT: ACCESS POINT	Power: AC 120V/60Hz
Test Mode: Transmit at Ant 6 - Filter 1# - 2476MHz Ant 8 - Filter 4# - 2474MHz	



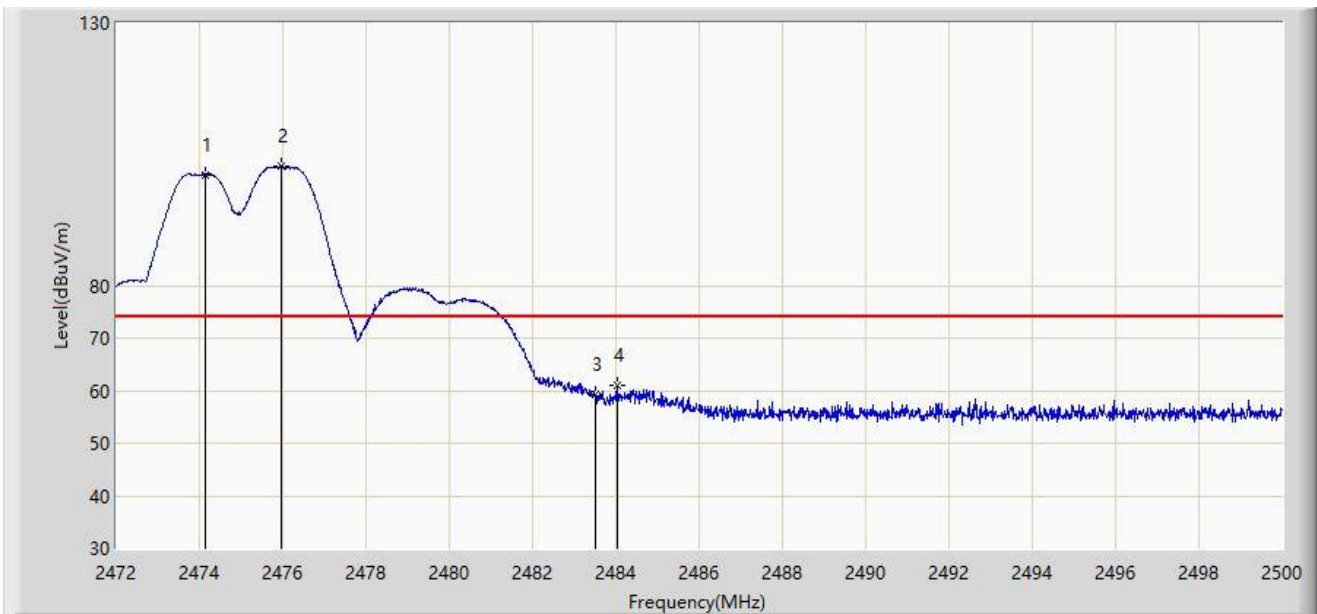
No	Mark	Frequency (MHz)	Measure Level (dBμV/m)	Reading Level (dBμV)	Margin (dB)	Limit (dBμV/m)	Factor (dB/m)	Type
1	*	2474.114	104.185	71.798	N/A	N/A	32.387	AV
2		2476.004	106.890	74.504	N/A	N/A	32.386	AV
3		2483.500	52.951	20.569	-1.049	54.000	32.382	AV

Note 1: " * ", means this data is the worst emission level.

Note 2: Measure Level (dBμV/m) = Reading Level (dBμV) + Factor (dB/m).

Note 3: Factor (dB/m) = Cable Loss (dB) + Antenna Factor (dB/m).

Site: WZ-AC2	Test Date: 2024-04-23
Limit: FCC_2.4G_RE(3m)	Engineer: Carl Jiang
Probe: BBHA9120D_1457_1-18GHz	Polarity: Vertical
EUT: ACCESS POINT	Power: AC 120V/60Hz
Test Mode: Transmit at Ant 6 - Filter 1# - 2476MHz Ant 8 - Filter 4# - 2474MHz	



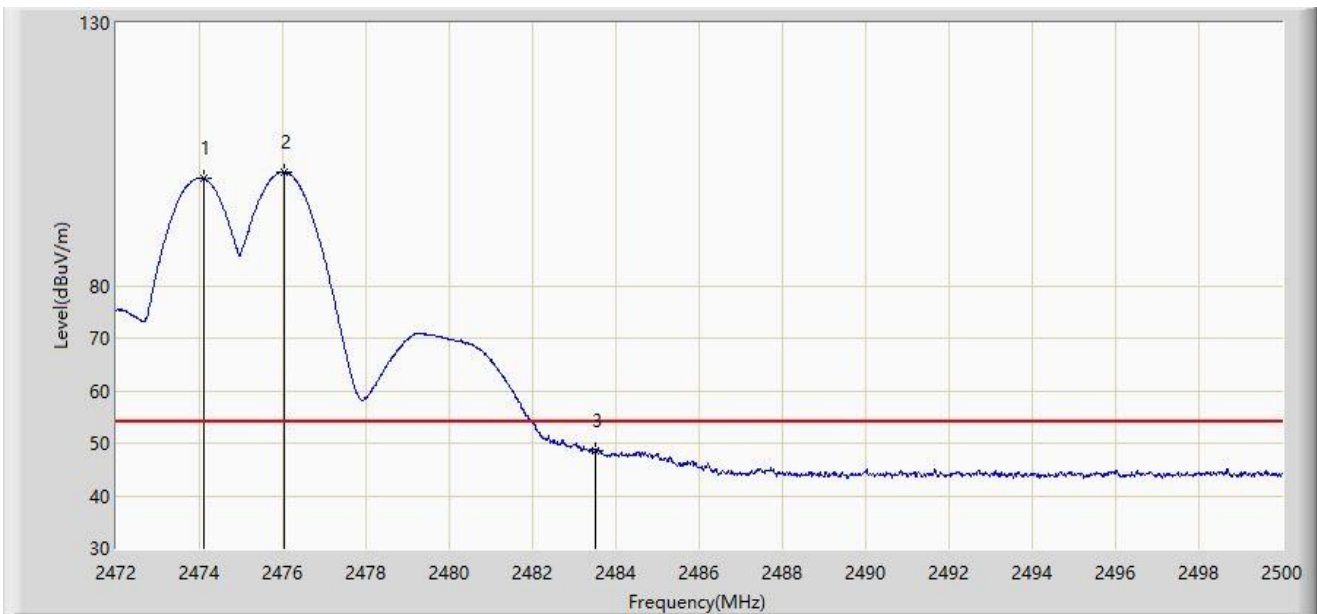
No	Mark	Frequency (MHz)	Measure Level (dBuV/m)	Reading Level (dBuV)	Margin (dB)	Limit (dBuV/m)	Factor (dB/m)	Type
1	*	2474.156	101.149	68.762	N/A	N/A	32.387	PK
2		2475.948	102.673	70.287	N/A	N/A	32.386	PK
3		2483.500	59.220	26.838	-14.780	74.000	32.382	PK
4		2484.026	61.005	28.623	-12.995	74.000	32.382	PK

Note 1: " * ", means this data is the worst emission level.

Note 2: Measure Level (dBuV/m) = Reading Level (dBuV) + Factor (dB/m).

Note 3: Factor (dB/m) = Cable Loss (dB) + Antenna Factor (dB/m).

Site: WZ-AC2	Test Date: 2024-04-23
Limit: FCC_2.4G_RE(3m)	Engineer: Carl Jiang
Probe: BBHA9120D_1457_1-18GHz	Polarity: Vertical
EUT: ACCESS POINT	Power: AC 120V/60Hz
Test Mode: Transmit at Ant 6 - Filter 1# - 2476MHz Ant 8 - Filter 4# - 2474MHz	



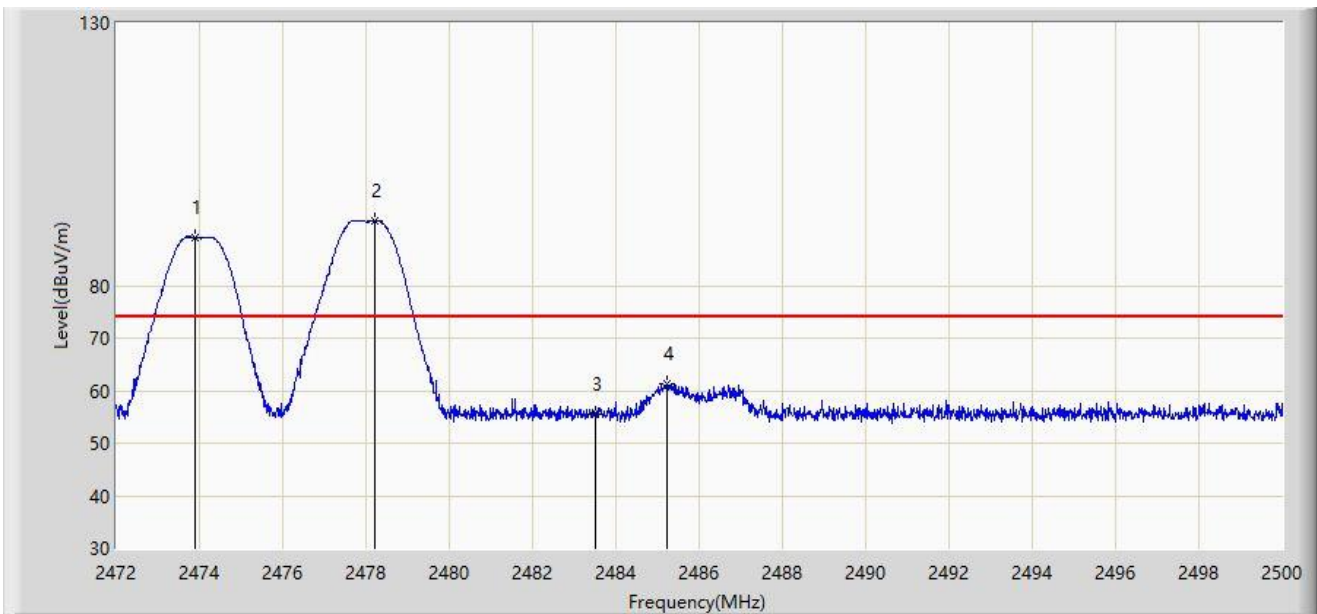
No	Mark	Frequency (MHz)	Measure Level (dB μ V/m)	Reading Level (dB μ V)	Margin (dB)	Limit (dB μ V/m)	Factor (dB/m)	Type
1	*	2474.114	100.395	68.008	N/A	N/A	32.387	AV
2		2476.032	101.645	69.259	N/A	N/A	32.386	AV
3		2483.500	48.676	16.294	-5.324	54.000	32.382	AV

Note 1: " * ", means this data is the worst emission level.

Note 2: Measure Level (dB μ V/m) = Reading Level (dB μ V) + Factor (dB/m).

Note 3: Factor (dB/m) = Cable Loss (dB) + Antenna Factor (dB/m).

Site: WZ-AC2	Test Date: 2024-04-23
Limit: FCC_2.4G_RE(3m)	Engineer: Carl Jiang
Probe: BBHA9120D_1457_1-18GHz	Polarity: Horizontal
EUT: ACCESS POINT	Power: AC 120V/60Hz
Test Mode: Transmit at Ant 6 - Filter 1# - 2478MHz Ant 8 - Filter 4# - 2474MHz	



No	Mark	Frequency (MHz)	Measure Level (dB μ V/m)	Reading Level (dB μ V)	Margin (dB)	Limit (dB μ V/m)	Factor (dB/m)	Type
1	*	2473.904	89.199	56.812	N/A	N/A	32.387	PK
2		2478.202	92.293	59.908	N/A	N/A	32.385	PK
3		2483.500	55.615	23.233	-18.385	74.000	32.382	PK
4		2485.216	61.239	28.857	-12.761	74.000	32.382	PK

Note 1: " * ", means this data is the worst emission level.

Note 2: Measure Level (dB μ V/m) = Reading Level (dB μ V) + Factor (dB/m).

Note 3: Factor (dB/m) = Cable Loss (dB) + Antenna Factor (dB/m).