

HPE Aruba Networking AP-ANT-320 Antenna for Indoor Access Points



Dual-polarized tri-band 2-element low-profile down-tilt-omni antenna (RP-SMA, cabled) for indoor use

The AP-ANT-320 antenna is a tri-band, 2-element, dual-polarized low-profile down-tilt omnidirectional antenna, intended for discrete ceiling mounted applications, providing coverage for Wi-Fi access in 2.4GHz, 5GHz and/or 6GHz concurrently.

The AP-ANT-320 mounts directly to the suspended ceiling tile.

Specifications

Frequency bands, ranges, and peak gains

- | | | |
|----------|---------------------|------|
| - 2.4GHz | 2.400GHz – 2.500GHz | 4dBi |
| - 5GHz | 5.100GHz – 5.900GHz | 5dBi |
| - 6GHz | 5.900GHz – 7.150GHz | 5dBi |

Polarization

- Linear, Vertical

Pattern beamwidth (3dB)

- | | | |
|----------|---|--------------------------|
| - 2.4GHz | Elevation (V): ~90 degrees (40° downtilt) | Azimuth (H): 360 degrees |
| - 5GHz | Elevation (V): ~60 degrees (40° downtilt) | Azimuth (H): 360 degrees |
| - 6GHz | Elevation (V): ~60 degrees (40° downtilt) | Azimuth (H): 360 degrees |

Input impedance

- 50 Ohms

Maximum input power

- 2 Watts

VSWR

- < 2.0:1

Port isolation

- 2.4GHz 18dB

Datasheet – HPE Aruba Networking AP-ANT-320 Antenna for Indoor Access Points

- 5GHz 18dB
- 6GHz 18dB

Dimensions

- 177.8mm (D) x 32mm (H) (antenna itself)
- 214mm (L) x 214mm (W) x 118mm (H) (as it ships)

Weight

- 0.29kg (antenna itself)
- 0.51kg (as it ships)

Radome

- Material: PC/ABS, UV resistant
- Color: White

Fly cable length& type / connector

- 75±1.8cm Plenum Rated RG58LL/ RP-SMA-Male (x2)

Operating temperature range and relative humidity

- -40°C to +70°C (temp) TBD (humidity)

Water and dust protection (IP rating)

- IP20

Wind speed

- Not applicable – indoor use only

Lightning protection

- DC short circuit

Installation hardware

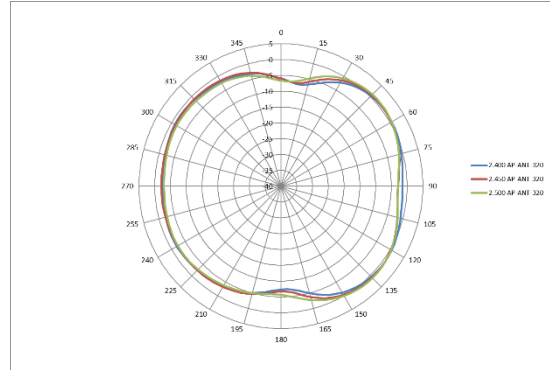
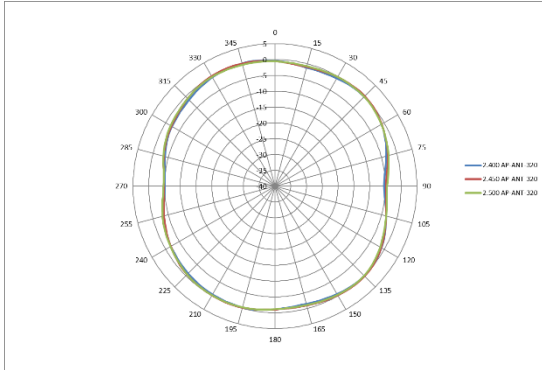
- The primary mounting method for drywall or tile flush mount uses the threaded post on the back of the antenna and supplied mounting nut. The post protrudes through the tile or drywall material and feeds the four RF cables. Alternatively, the antenna can be attached directly to a solid wall or ceiling surface using additional hardware supplied with the antenna.

Shipping content

- Antenna, mounting hardware and instruction manual included in unit carton

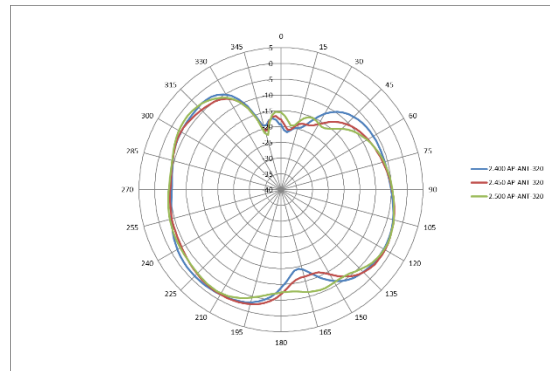
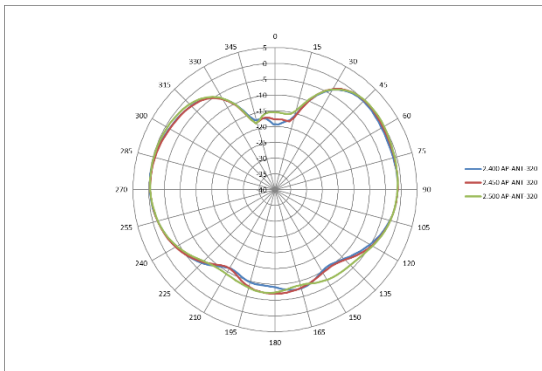
Antenna patterns (typical for both antenna elements)

Horizontal (azimuth) plane (top view) & Vertical (elevation) planes (front/side view)



2.4GHz antenna patterns (horizontal)

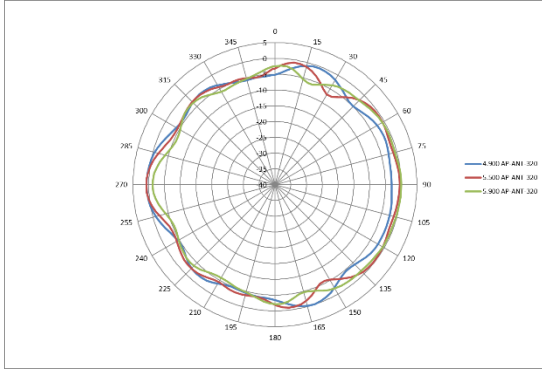
2.4GHz Antenna patterns (40° downtilt horizontal)



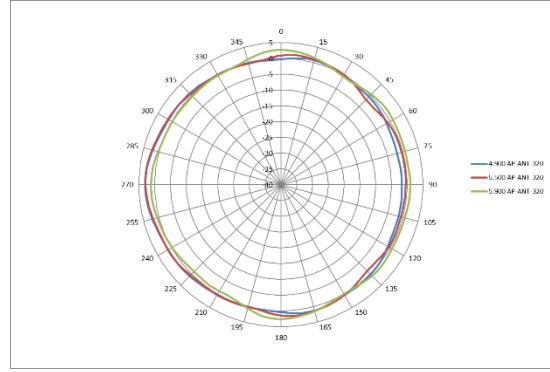
2.4GHz antenna patterns (vertical/0)

2.4GHz antennas patterns (vertical/90)

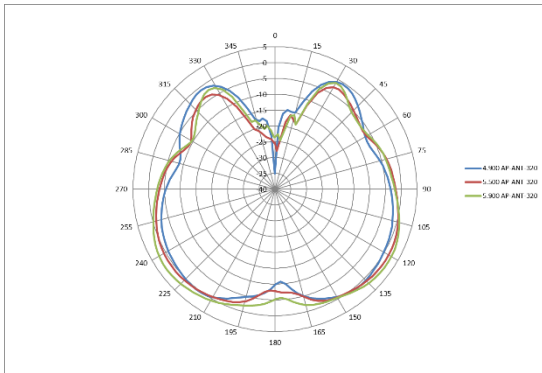
Datasheet – HPE Aruba Networking AP-ANT-320 Antenna for Indoor Access Points



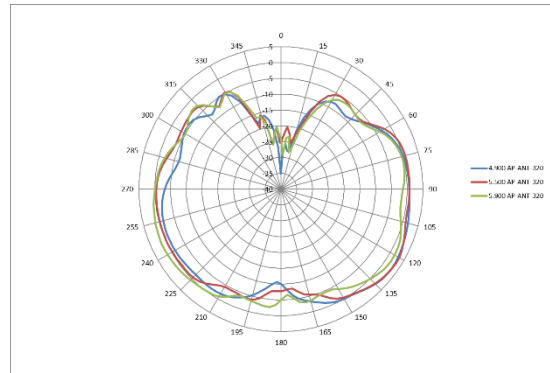
5GHz antenna patterns (horizontal)



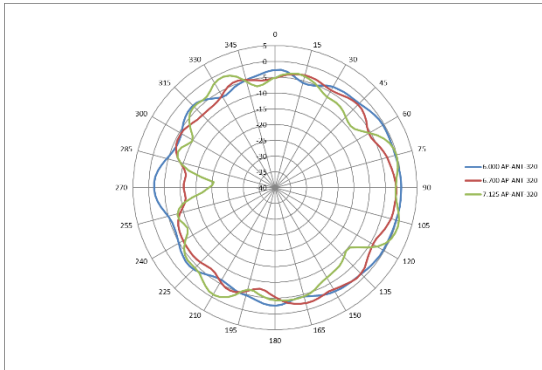
5GHz antenna patterns (40° downtilt horizontal)



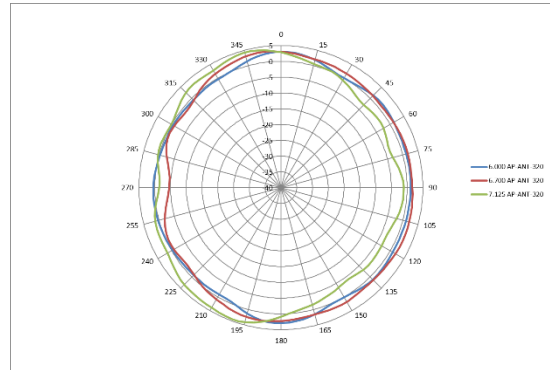
5GHz antenna patterns (vertical/0)



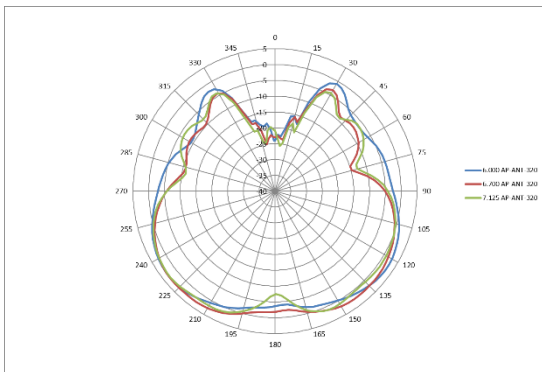
5GHz antennas patterns (vertical/90)



6GHz antenna patterns (horizontal)



6GHz antenna patterns (40° downtilt horizontal)

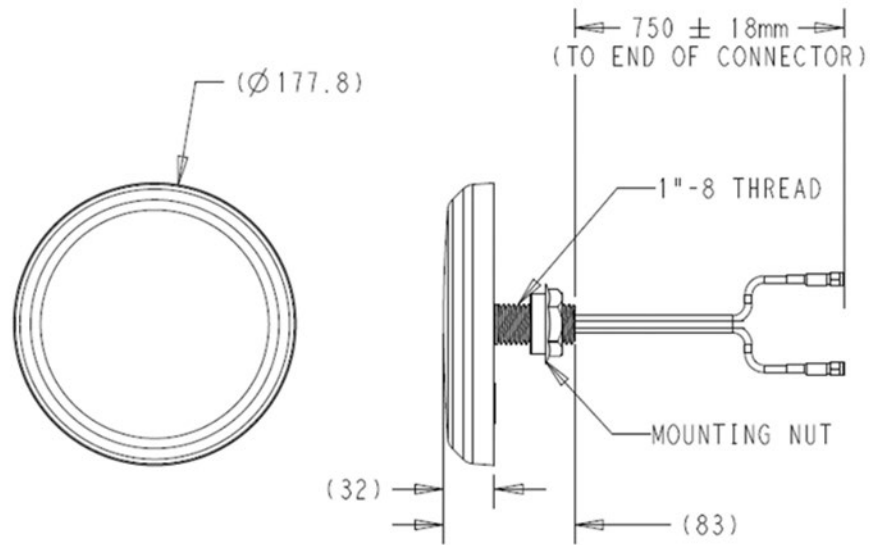


6GHz antenna patterns (vertical/0)



6GHz antennas patterns (vertical/90)

Mechanical drawings



Ordering information

Part number	Description
HPE Aruba Networking Antennas for Indoor Access Points (RP-SMA)	
S1F85A	HPE Aruba Networking AP-ANT-320 Cabled RP-SMA Tri-Band 2x2 Downtilt Omni Ceiling Antenna