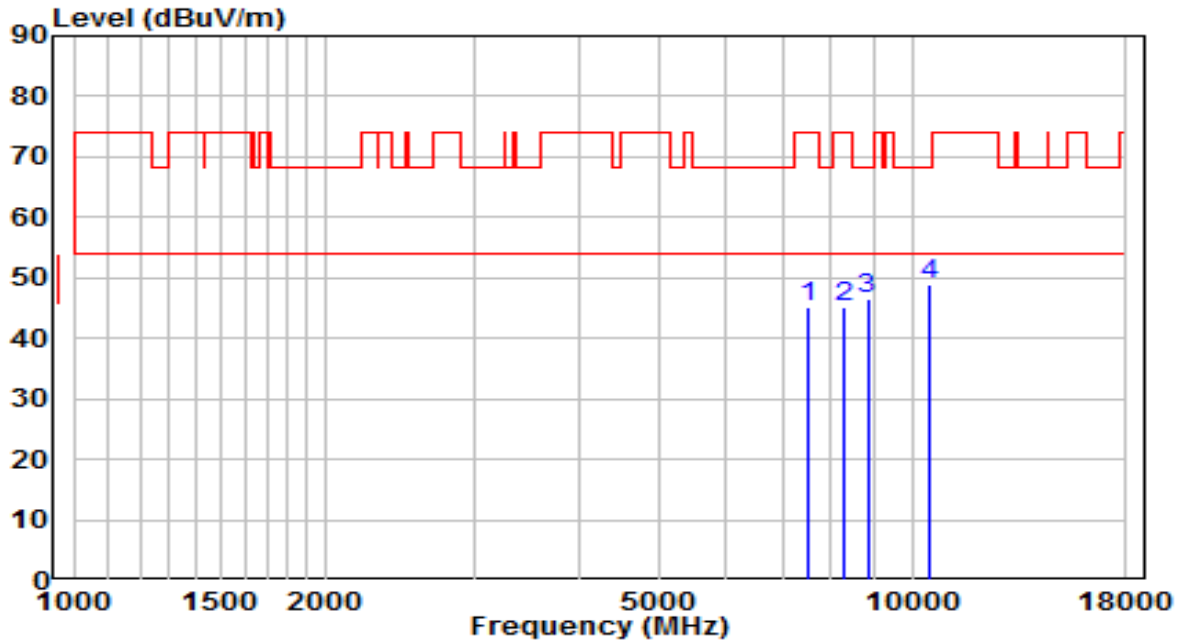


EUT	ACCESS POINT	Date of Test	2022-01-06
Factor	BBHA 9120D (1GHz~18GHz)_2021	Temp. / Humidity	25.4°C/45.9%
Polarity	Horizontal	Site / Test Engineer	AC1 / Jay Chu
Test Mode	Transmit by 802.11a at Channel 5825MHz	Test Voltage	120V/60Hz

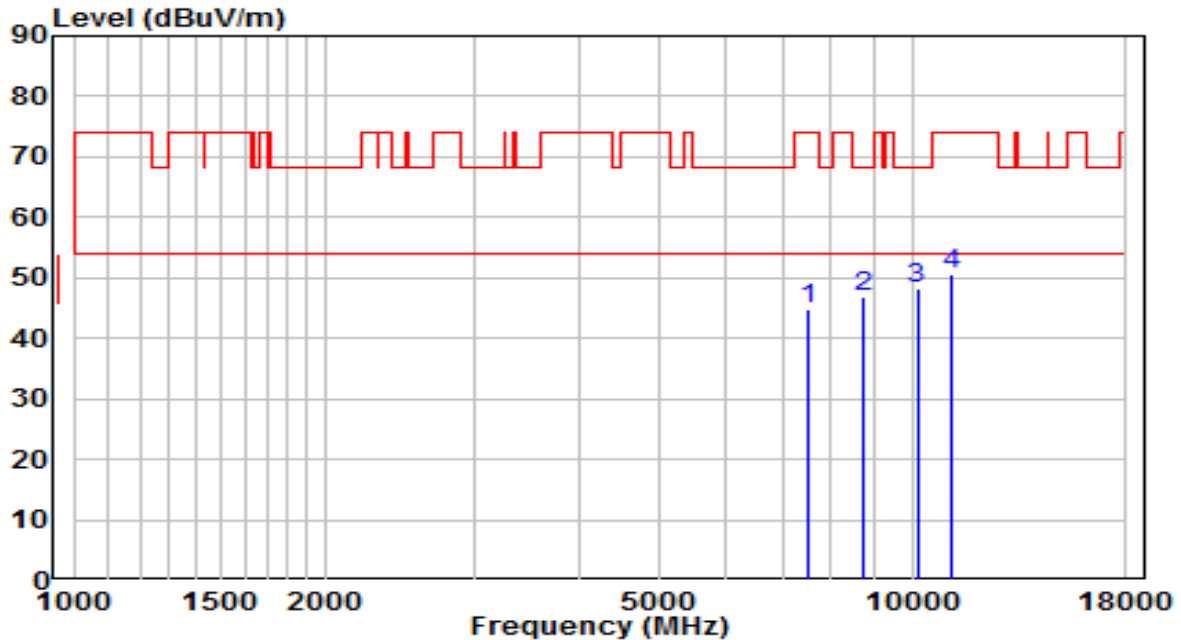


No	Frequency (MHz)	Reading (dBμV)	C.F (dB/m)	Measurement (dBμV/m)	Margin (dB)	Limit (dBμV/m)	Remark (QP/PK/AV)
1	7494.000	32.32	12.99	45.31	-28.69	74.00	Peak
2	8318.500	31.59	13.57	45.16	-28.84	74.00	Peak
3	8845.500	31.88	14.50	46.38	-21.82	68.20	Peak
4	* 10460.500	30.38	18.41	48.80	-19.40	68.20	Peak

Note:

1. " *", means this data is the worst emission level.
2. C.F (Correction Factor) = Antenna Factor (dB/m) + Cable Loss (dB) – Preamplifier(dB).
3. Measurement(dBμV/m) = Reading(dBμV) + C.F (Correction Factor).

EUT	ACCESS POINT	Date of Test	2022-01-06
Factor	BBHA 9120D (1GHz~18GHz)_2021	Temp. / Humidity	25.4°C/45.9%
Polarity	Vertical	Site / Test Engineer	AC1 / Jay Chu
Test Mode	Transmit by 802.11a at Channel 5825MHz	Test Voltage	120V/60Hz

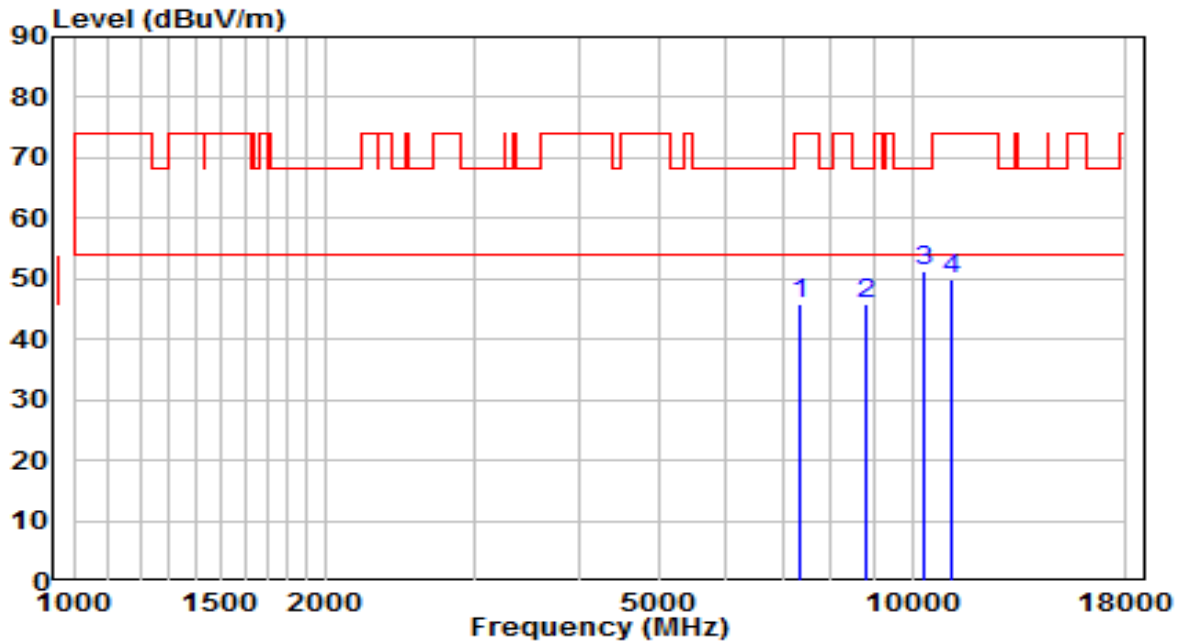


No	Frequency (MHz)	Reading (dB μ V)	C.F (dB/m)	Measurement (dB μ V/m)	Margin (dB)	Limit (dB μ V/m)	Remark (QP/PK/AV)
1	7528.000	31.95	13.04	44.99	-29.01	74.00	Peak
2	8752.000	32.43	14.27	46.70	-21.50	68.20	Peak
3	* 10137.500	31.04	17.11	48.15	-20.05	68.20	Peak
4	11166.000	30.92	19.54	50.46	-23.54	74.00	Peak

Note:

1. " *", means this data is the worst emission level.
2. C.F (Correction Factor) = Antenna Factor (dB/m) + Cable Loss (dB) – Pre-amplifier(dB).
3. Measurement(dB μ V/m) = Reading(dB μ V) + C.F (Correction Factor).

EUT	ACCESS POINT	Date of Test	2022-01-06
Factor	BBHA 9120D (1GHz~18GHz)_2021	Temp. / Humidity	25.4°C/45.9%
Polarity	Horizontal	Site / Test Engineer	AC1 / Jay Chu
Test Mode	Transmit by 802.11ac-VHT20 at Channel 5180MHz	Test Voltage	120V/60Hz

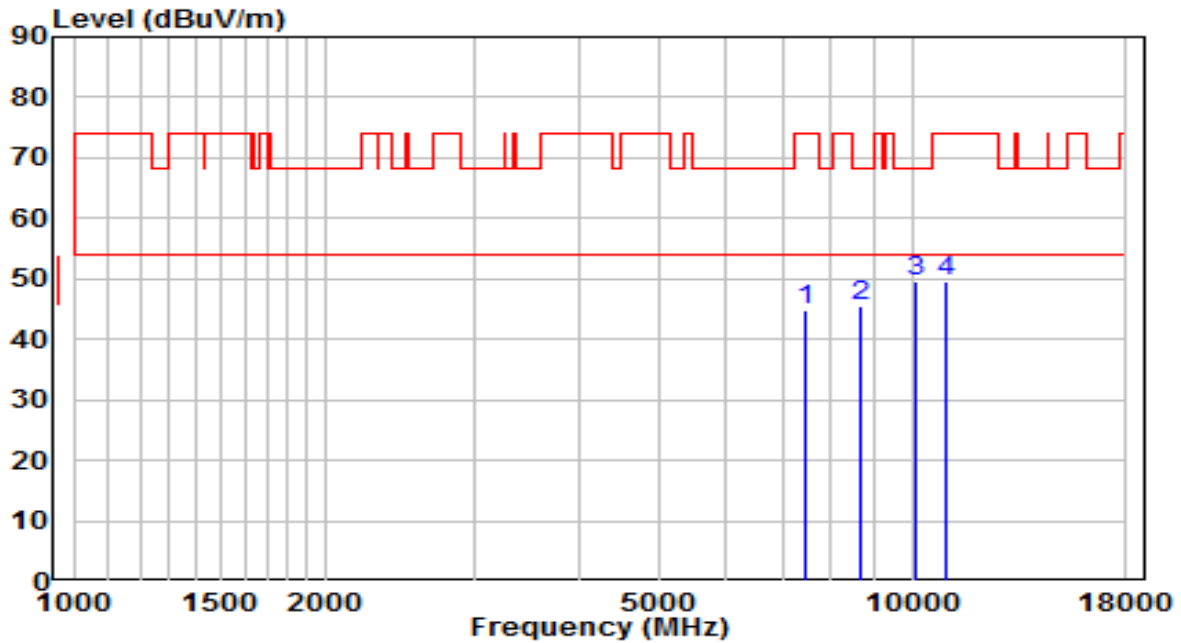


No	Frequency (MHz)	Reading (dB μ V)	C.F (dB/m)	Measurement (dB μ V/m)	Margin (dB)	Limit (dB μ V/m)	Remark (QP/PK/AV)
1	7366.500	33.28	12.42	45.71	-28.29	74.00	Peak
2	8837.000	31.45	14.48	45.93	-22.27	68.20	Peak
3	* 10358.500	33.12	18.00	51.12	-17.08	68.20	Peak
4	11157.500	30.43	19.52	49.95	-24.05	74.00	Peak

Note:

- "*", means this data is the worst emission level.
- C.F (Correction Factor) = Antenna Factor (dB/m) + Cable Loss (dB) – Pre-amplifier(dB).
- Measurement(dB μ V/m) = Reading(dB μ V) + C.F (Correction Factor).

EUT	ACCESS POINT	Date of Test	2022-01-06
Factor	BBHA 9120D (1GHz~18GHz)_2021	Temp. / Humidity	25.4°C/45.9%
Polarity	Vertical	Site / Test Engineer	AC1 / Jay Chu
Test Mode	Transmit by 802.11ac-VHT20 at Channel 5180MHz	Test Voltage	120V/60Hz

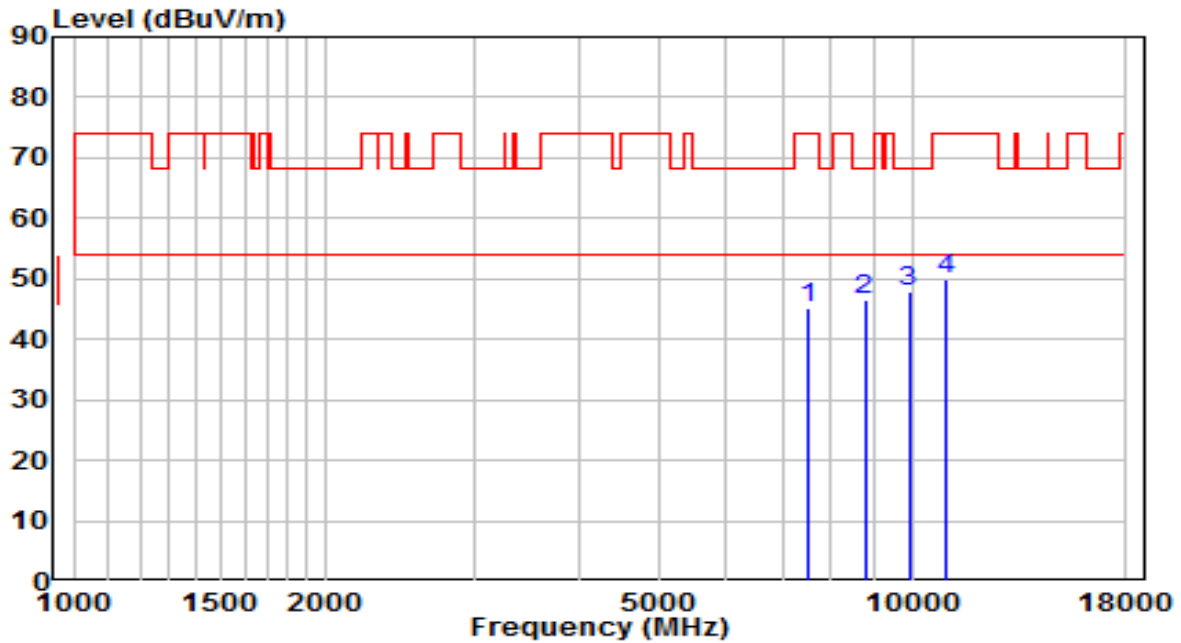


No	Frequency (MHz)	Reading (dB μ V)	C.F (dB/m)	Measurement (dB μ V/m)	Margin (dB)	Limit (dB μ V/m)	Remark (QP/PK/AV)
1	7460.000	31.86	12.84	44.70	-29.30	74.00	Peak
2	8658.500	31.48	14.04	45.52	-22.68	68.20	Peak
3	* 10103.500	32.53	16.98	49.51	-18.69	68.20	Peak
4	10970.500	30.40	19.24	49.63	-24.37	74.00	Peak

Note:

- "*", means this data is the worst emission level.
- C.F (Correction Factor) = Antenna Factor (dB/m) + Cable Loss (dB) – Pre-amplifier(dB).
- Measurement(dB μ V/m) = Reading(dB μ V) + C.F (Correction Factor).

EUT	ACCESS POINT	Date of Test	2022-01-06
Factor	BBHA 9120D (1GHz~18GHz)_2021	Temp. / Humidity	25.4°C/45.9%
Polarity	Horizontal	Site / Test Engineer	AC1 / Jay Chu
Test Mode	Transmit by 802.11ac-VHT20 at Channel 5220MHz	Test Voltage	120V/60Hz

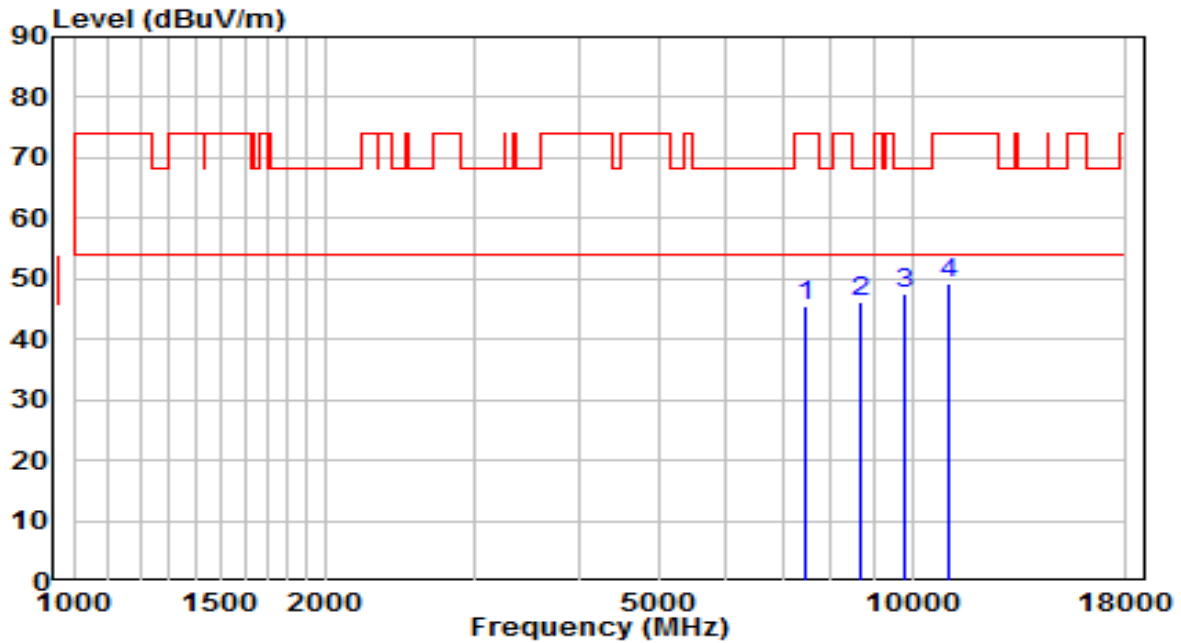


No	Frequency (MHz)	Reading (dB μ V)	C.F (dB/m)	Measurement (dB μ V/m)	Margin (dB)	Limit (dB μ V/m)	Remark (QP/PK/AV)
1	7528.000	32.21	13.04	45.25	-28.75	74.00	Peak
2	8777.500	32.17	14.33	46.50	-21.70	68.20	Peak
3	* 9908.000	31.46	16.41	47.87	-20.33	68.20	Peak
4	11013.000	30.72	19.30	50.02	-23.98	74.00	Peak

Note:

- "*", means this data is the worst emission level.
- C.F (Correction Factor) = Antenna Factor (dB/m) + Cable Loss (dB) – Pre-amplifier(dB).
- Measurement(dB μ V/m) = Reading(dB μ V) + C.F (Correction Factor).

EUT	ACCESS POINT	Date of Test	2022-01-06
Factor	BBHA 9120D (1GHz~18GHz)_2021	Temp. / Humidity	25.4°C/45.9%
Polarity	Vertical	Site / Test Engineer	AC1 / Jay Chu
Test Mode	Transmit by 802.11ac-VHT20 at Channel 5220MHz	Test Voltage	120V/60Hz

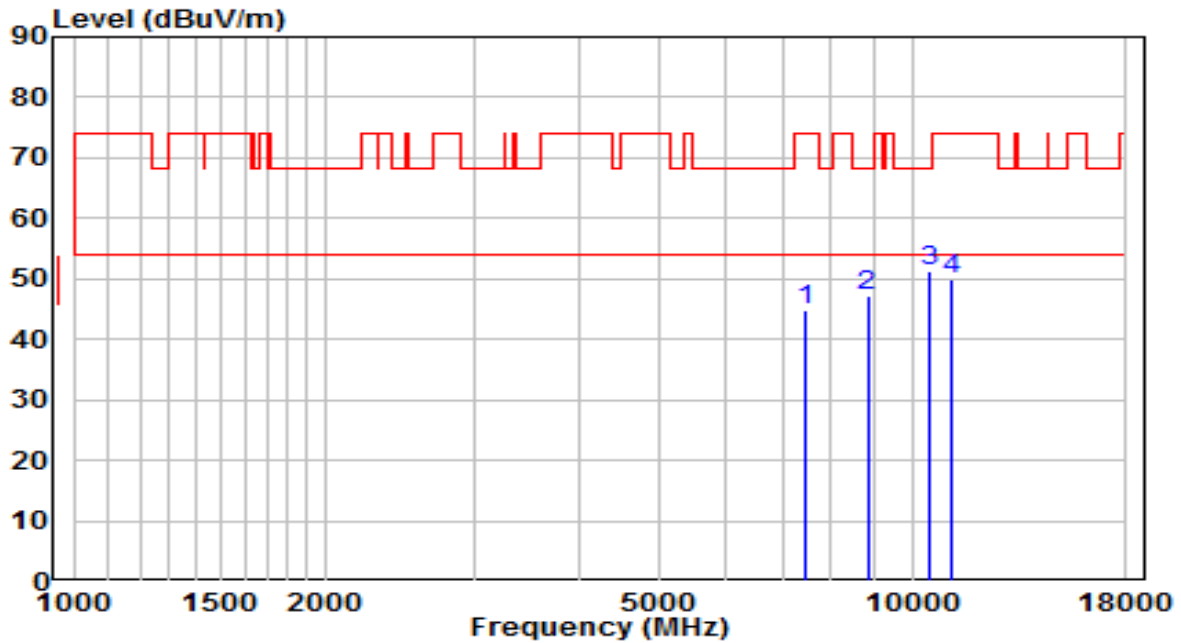


No	Frequency (MHz)	Reading (dB μ V)	C.F (dB/m)	Measurement (dB μ V/m)	Margin (dB)	Limit (dB μ V/m)	Remark (QP/PK/AV)
1	7460.000	32.67	12.84	45.51	-28.49	74.00	Peak
2	8667.000	32.01	14.06	46.07	-22.13	68.20	Peak
3	* 9823.000	31.17	16.26	47.44	-20.76	68.20	Peak
4	11038.500	29.90	19.34	49.24	-24.76	74.00	Peak

Note:

- "*", means this data is the worst emission level.
- C.F (Correction Factor) = Antenna Factor (dB/m) + Cable Loss (dB) – Pre-amplifier(dB).
- Measurement(dB μ V/m) = Reading(dB μ V) + C.F (Correction Factor).

EUT	ACCESS POINT	Date of Test	2022-01-06
Factor	BBHA 9120D (1GHz~18GHz)_2021	Temp. / Humidity	25.4°C/45.9%
Polarity	Horizontal	Site / Test Engineer	AC1 / Jay Chu
Test Mode	Transmit by 802.11ac-VHT20 at Channel 5240MHz	Test Voltage	120V/60Hz

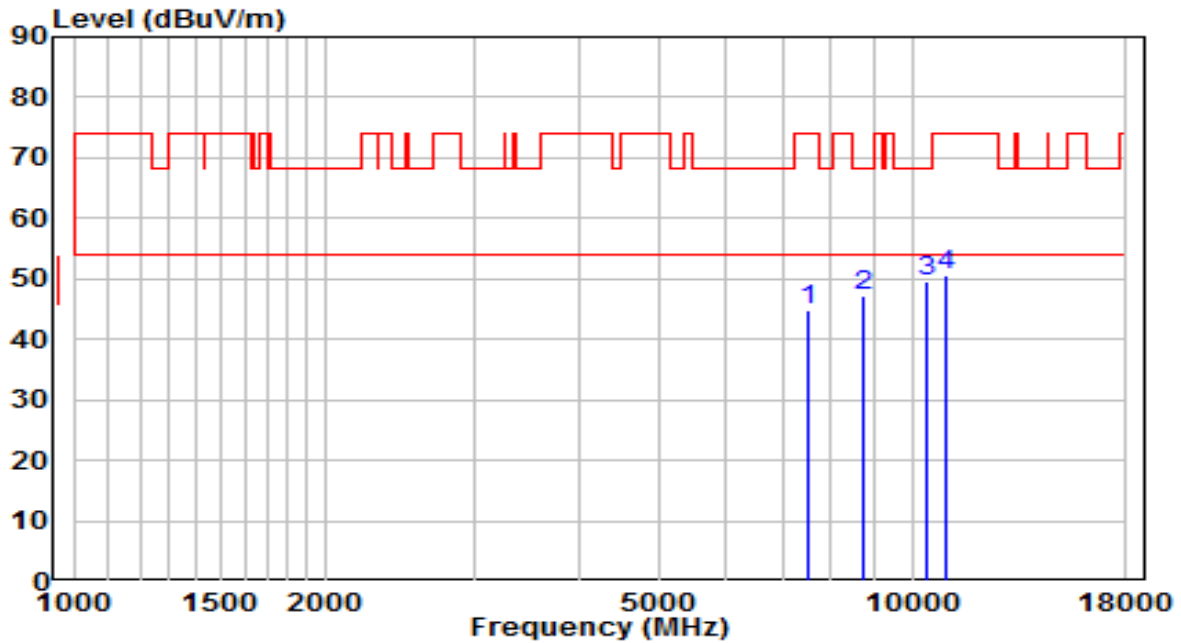


No	Frequency (MHz)	Reading (dB μ V)	C.F (dB/m)	Measurement (dB μ V/m)	Margin (dB)	Limit (dB μ V/m)	Remark (QP/PK/AV)
1	7460.000	31.85	12.84	44.69	-29.31	74.00	Peak
2	8845.500	32.76	14.50	47.27	-20.93	68.20	Peak
3	* 10477.500	32.66	18.48	51.14	-17.06	68.20	Peak
4	11166.000	30.37	19.54	49.91	-24.09	74.00	Peak

Note:

- "*", means this data is the worst emission level.
- C.F (Correction Factor) = Antenna Factor (dB/m) + Cable Loss (dB) – Pre-amplifier(dB).
- Measurement(dB μ V/m) = Reading(dB μ V) + C.F (Correction Factor).

EUT	ACCESS POINT	Date of Test	2022-01-06
Factor	BBHA 9120D (1GHz~18GHz)_2021	Temp. / Humidity	25.4°C/45.9%
Polarity	Vertical	Site / Test Engineer	AC1 / Jay Chu
Test Mode	Transmit by 802.11ac-VHT20 at Channel 5240MHz	Test Voltage	120V/60Hz

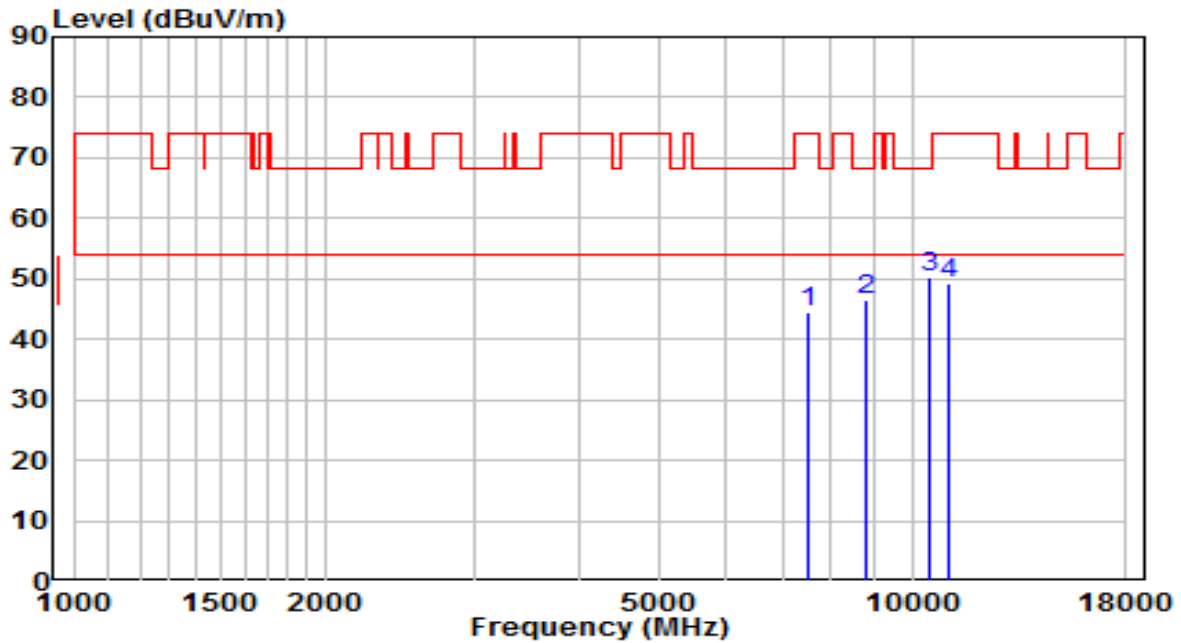


No	Frequency (MHz)	Reading (dB μ V)	C.F (dB/m)	Measurement (dB μ V/m)	Margin (dB)	Limit (dB μ V/m)	Remark (QP/PK/AV)
1	7494.000	31.72	12.99	44.70	-29.30	74.00	Peak
2	8743.500	33.12	14.25	47.37	-20.83	68.20	Peak
3	* 10409.500	31.23	18.21	49.44	-18.76	68.20	Peak
4	11013.000	31.21	19.30	50.51	-23.49	74.00	Peak

Note:

- "*", means this data is the worst emission level.
- C.F (Correction Factor) = Antenna Factor (dB/m) + Cable Loss (dB) – Pre-amplifier(dB).
- Measurement(dB μ V/m) = Reading(dB μ V) + C.F (Correction Factor).

EUT	ACCESS POINT	Date of Test	2022-01-06
Factor	BBHA 9120D (1GHz~18GHz)_2021	Temp. / Humidity	25.4°C/45.9%
Polarity	Horizontal	Site / Test Engineer	AC1 / Jay Chu
Test Mode	Transmit by 802.11ac-VHT20 at Channel 5260MHz	Test Voltage	120V/60Hz

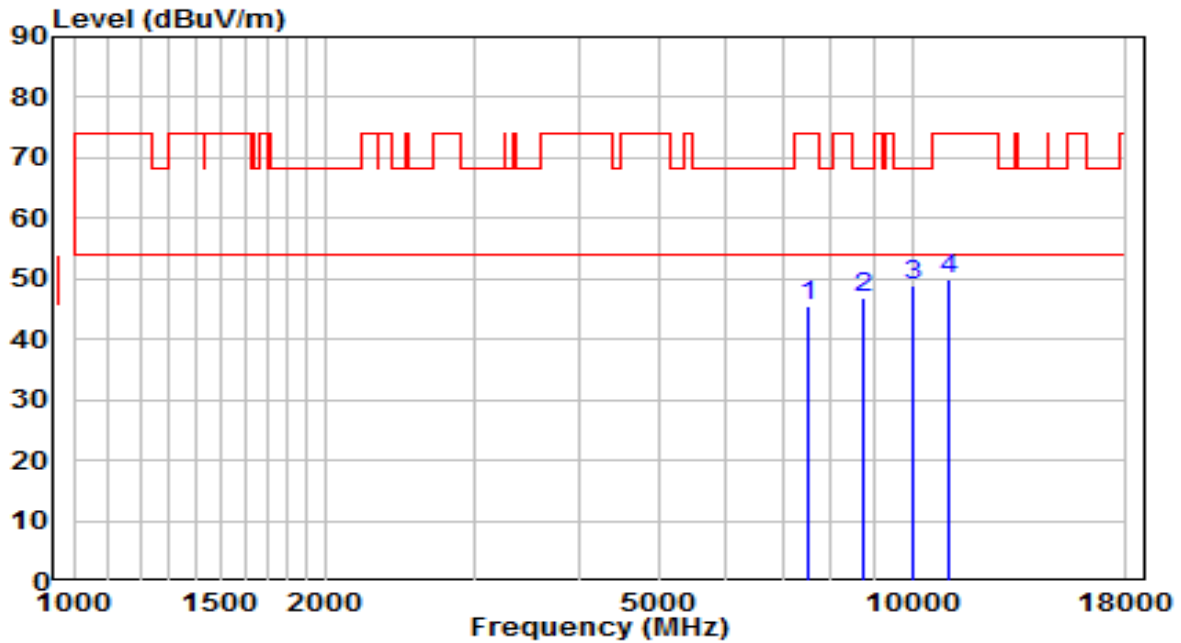


No	Frequency (MHz)	Reading (dB μ V)	C.F (dB/m)	Measurement (dB μ V/m)	Margin (dB)	Limit (dB μ V/m)	Remark (QP/PK/AV)
1	7502.500	31.37	13.02	44.38	-29.62	74.00	Peak
2	8786.000	32.03	14.36	46.39	-21.81	68.20	Peak
3	* 10520.000	31.83	18.60	50.43	-17.77	68.20	Peak
4	11072.500	29.92	19.39	49.31	-24.69	74.00	Peak

Note:

- "*", means this data is the worst emission level.
- C.F (Correction Factor) = Antenna Factor (dB/m) + Cable Loss (dB) – Pre-amplifier(dB).
- Measurement(dB μ V/m) = Reading(dB μ V) + C.F (Correction Factor).

EUT	ACCESS POINT	Date of Test	2022-01-06
Factor	BBHA 9120D (1GHz~18GHz)_2021	Temp. / Humidity	25.4°C/45.9%
Polarity	Vertical	Site / Test Engineer	AC1 / Jay Chu
Test Mode	Transmit by 802.11ac-VHT20 at Channel 5260MHz	Test Voltage	120V/60Hz

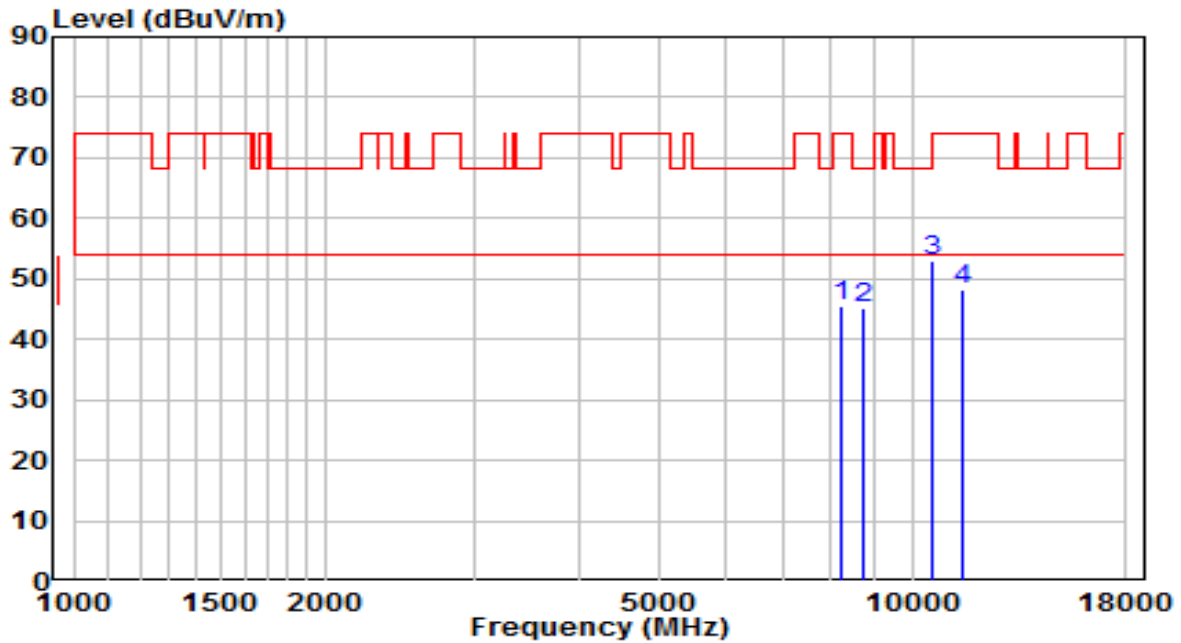


No	Frequency (MHz)	Reading (dB μ V)	C.F (dB/m)	Measurement (dB μ V/m)	Margin (dB)	Limit (dB μ V/m)	Remark (QP/PK/AV)
1	7502.500	32.35	13.02	45.37	-28.63	74.00	Peak
2	8752.000	32.48	14.27	46.76	-21.44	68.20	Peak
3	* 10035.500	32.17	16.70	48.87	-19.33	68.20	Peak
4	11038.500	30.75	19.34	50.09	-23.91	74.00	Peak

Note:

- "*", means this data is the worst emission level.
- C.F (Correction Factor) = Antenna Factor (dB/m) + Cable Loss (dB) – Pre-amplifier(dB).
- Measurement(dB μ V/m) = Reading(dB μ V) + C.F (Correction Factor).

EUT	ACCESS POINT	Date of Test	2022-01-06
Factor	BBHA 9120D (1GHz~18GHz)_2021	Temp. / Humidity	25.4°C/45.9%
Polarity	Horizontal	Site / Test Engineer	AC1 / Jay Chu
Test Mode	Transmit by 802.11ac-VHT20 at Channel 5300MHz	Test Voltage	120V/60Hz

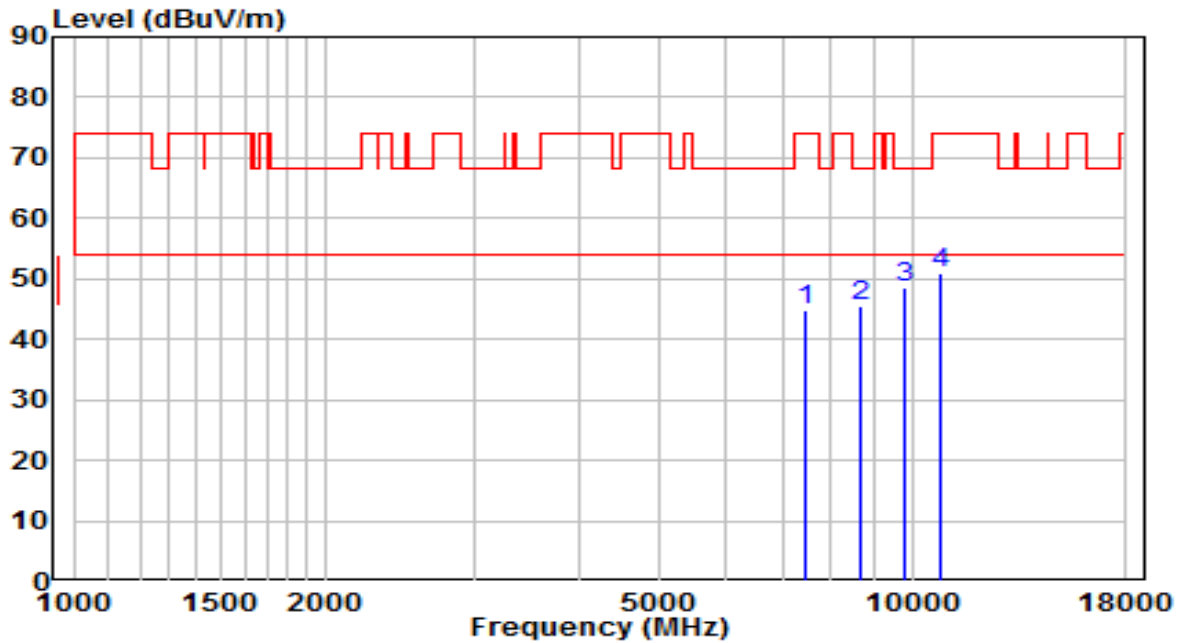


No	Frequency (MHz)	Reading (dB μ V)	C.F (dB/m)	Measurement (dB μ V/m)	Margin (dB)	Limit (dB μ V/m)	Remark (QP/PK/AV)
1	8216.500	31.92	13.53	45.44	-28.56	74.00	Peak
2	8743.500	30.92	14.25	45.18	-23.02	68.20	Peak
3	* 10596.500	34.43	18.71	53.14	-15.06	68.20	Peak
4	11497.500	28.32	20.05	48.37	-25.63	74.00	Peak

Note:

- "*", means this data is the worst emission level.
- C.F (Correction Factor) = Antenna Factor (dB/m) + Cable Loss (dB) – Pre-amplifier(dB).
- Measurement(dB μ V/m) = Reading(dB μ V) + C.F (Correction Factor).

EUT	ACCESS POINT	Date of Test	2022-01-06
Factor	BBHA 9120D (1GHz~18GHz)_2021	Temp. / Humidity	25.4°C/45.9%
Polarity	Vertical	Site / Test Engineer	AC1 / Jay Chu
Test Mode	Transmit by 802.11ac-VHT20 at Channel 5300MHz	Test Voltage	120V/60Hz

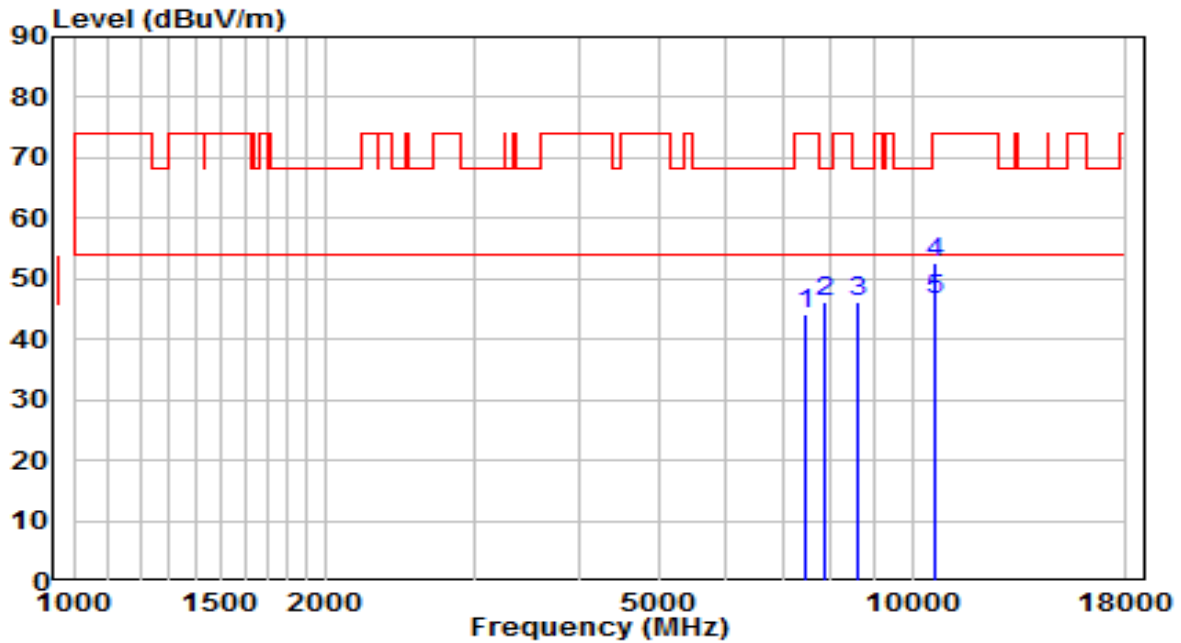


No	Frequency (MHz)	Reading (dB μ V)	C.F (dB/m)	Measurement (dB μ V/m)	Margin (dB)	Limit (dB μ V/m)	Remark (QP/PK/AV)
1	7477.000	31.92	12.91	44.84	-29.16	74.00	Peak
2	8675.500	31.58	14.08	45.66	-22.54	68.20	Peak
3	* 9780.500	32.33	16.19	48.53	-19.67	68.20	Peak
4	10775.000	31.99	18.96	50.95	-23.05	74.00	Peak

Note:

- "*", means this data is the worst emission level.
- C.F (Correction Factor) = Antenna Factor (dB/m) + Cable Loss (dB) – Pre-amplifier(dB).
- Measurement(dB μ V/m) = Reading(dB μ V) + C.F (Correction Factor).

EUT	ACCESS POINT	Date of Test	2022-01-06
Factor	BBHA 9120D (1GHz~18GHz)_2021	Temp. / Humidity	25.4°C/45.9%
Polarity	Horizontal	Site / Test Engineer	AC1 / Jay Chu
Test Mode	Transmit by 802.11ac-VHT20 at Channel 5320MHz	Test Voltage	120V/60Hz

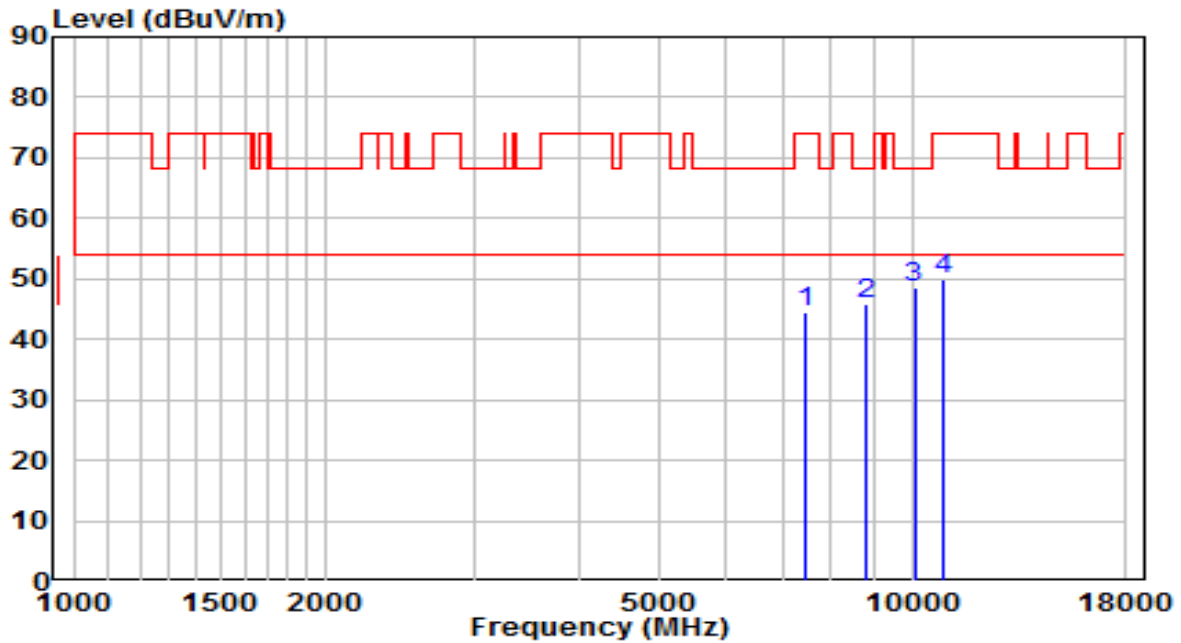


No	Frequency (MHz)	Reading (dB μ V)	C.F (dB/m)	Measurement (dB μ V/m)	Margin (dB)	Limit (dB μ V/m)	Remark (QP/PK/AV)
1	7485.500	31.36	12.95	44.31	-29.69	74.00	Peak
2	7885.000	32.77	13.33	46.11	-22.09	68.20	Peak
3	8641.500	32.15	14.00	46.15	-22.05	68.20	Peak
4	10639.000	33.88	18.77	52.65	-21.35	74.00	Peak
5	* 10639.000	27.76	18.77	46.53	-7.47	54.00	Average

Note:

1. " *", means this data is the worst emission level.
2. C.F (Correction Factor) = Antenna Factor (dB/m) + Cable Loss (dB) – Preamplifier(dB).
3. Measurement(dB μ V/m) = Reading(dB μ V) + C.F (Correction Factor).

EUT	ACCESS POINT	Date of Test	2022-01-06
Factor	BBHA 9120D (1GHz~18GHz)_2021	Temp. / Humidity	25.4°C/45.9%
Polarity	Vertical	Site / Test Engineer	AC1 / Jay Chu
Test Mode	Transmit by 802.11ac-VHT20 at Channel 5320MHz	Test Voltage	120V/60Hz

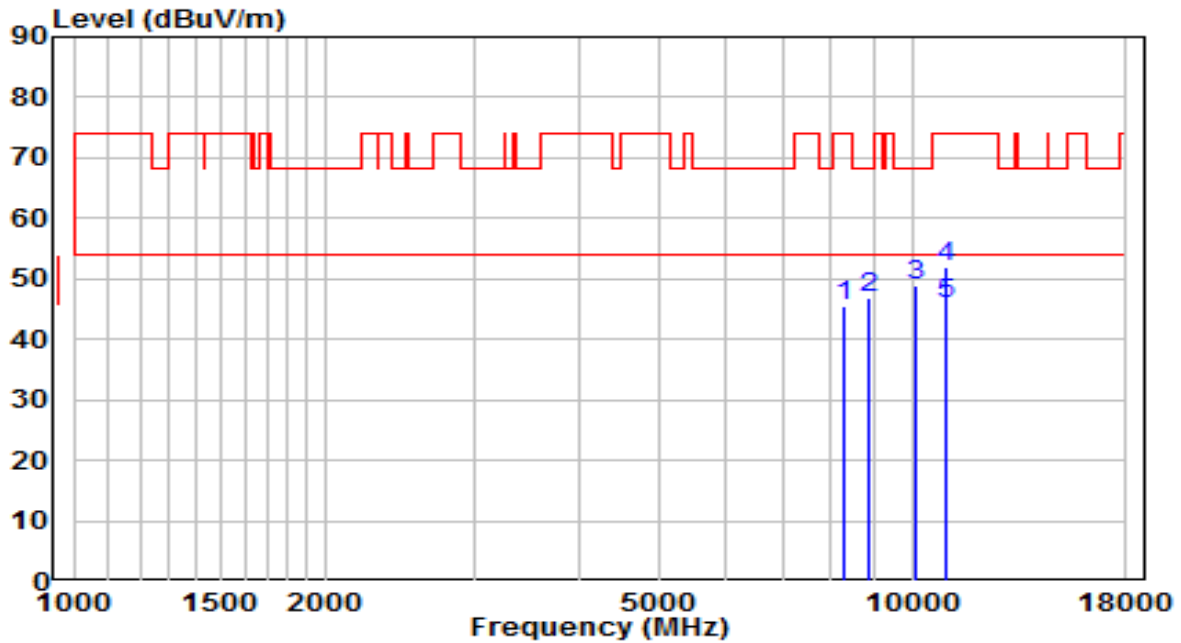


No	Frequency (MHz)	Reading (dB μ V)	C.F (dB/m)	Measurement (dB μ V/m)	Margin (dB)	Limit (dB μ V/m)	Remark (QP/PK/AV)
1	7451.500	31.73	12.80	44.53	-29.47	74.00	Peak
2	8794.500	31.64	14.38	46.01	-22.19	68.20	Peak
3	* 10061.000	31.74	16.81	48.55	-19.65	68.20	Peak
4	10911.000	30.73	19.15	49.88	-24.12	74.00	Peak

Note:

- "*", means this data is the worst emission level.
- C.F (Correction Factor) = Antenna Factor (dB/m) + Cable Loss (dB) – Pre-amplifier(dB).
- Measurement(dB μ V/m) = Reading(dB μ V) + C.F (Correction Factor).

EUT	ACCESS POINT	Date of Test	2022-01-06
Factor	BBHA 9120D (1GHz~18GHz)_2021	Temp. / Humidity	25.4°C/45.9%
Polarity	Horizontal	Site / Test Engineer	AC1 / Jay Chu
Test Mode	Transmit by 802.11ac-VHT20 at Channel 5500MHz	Test Voltage	120V/60Hz

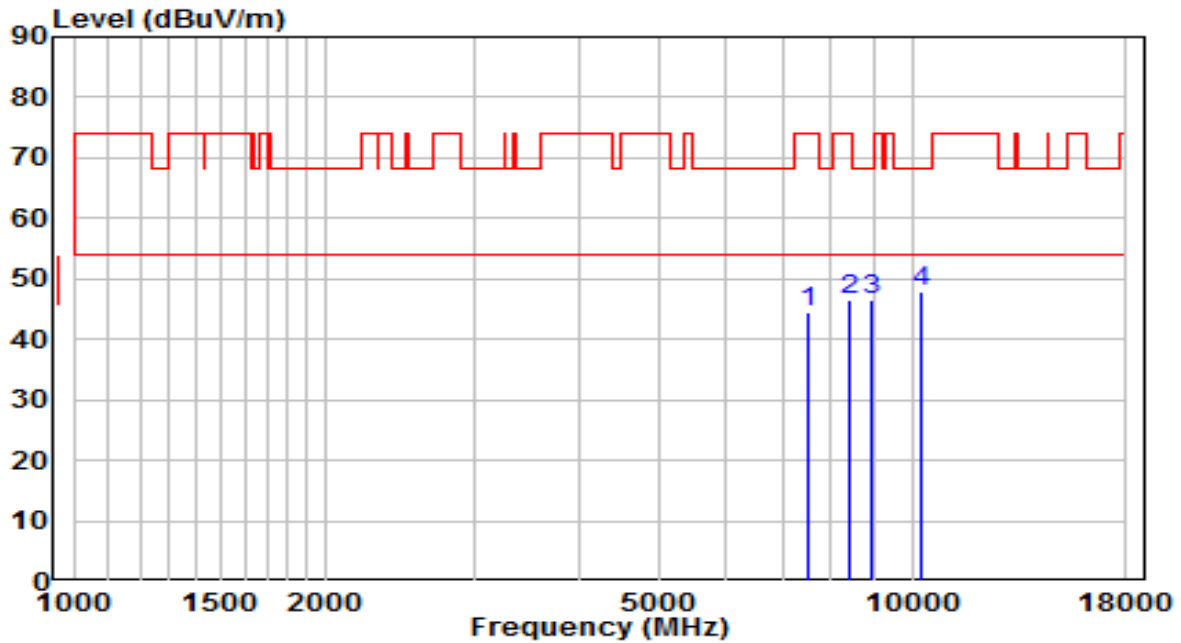


No	Frequency (MHz)	Reading (dBμV)	C.F (dB/m)	Measurement (dBμV/m)	Margin (dB)	Limit (dBμV/m)	Remark (QP/PK/AV)
1	8318.500	31.89	13.57	45.46	-28.54	74.00	Peak
2	8879.500	32.22	14.58	46.80	-21.40	68.20	Peak
3	10112.000	32.05	17.01	49.06	-19.14	68.20	Peak
4	10996.000	32.64	19.27	51.92	-22.08	74.00	Peak
5	* 10996.000	26.48	19.27	45.76	-8.24	54.00	Average

Note:

1. " *", means this data is the worst emission level.
2. C.F (Correction Factor) = Antenna Factor (dB/m) + Cable Loss (dB) – Preamplifier(dB).
3. Measurement(dBμV/m) = Reading(dBμV) + C.F (Correction Factor).

EUT	ACCESS POINT	Date of Test	2022-01-06
Factor	BBHA 9120D (1GHz~18GHz)_2021	Temp. / Humidity	25.4°C/45.9%
Polarity	Vertical	Site / Test Engineer	AC1 / Jay Chu
Test Mode	Transmit by 802.11ac-VHT20 at Channel 5500MHz	Test Voltage	120V/60Hz

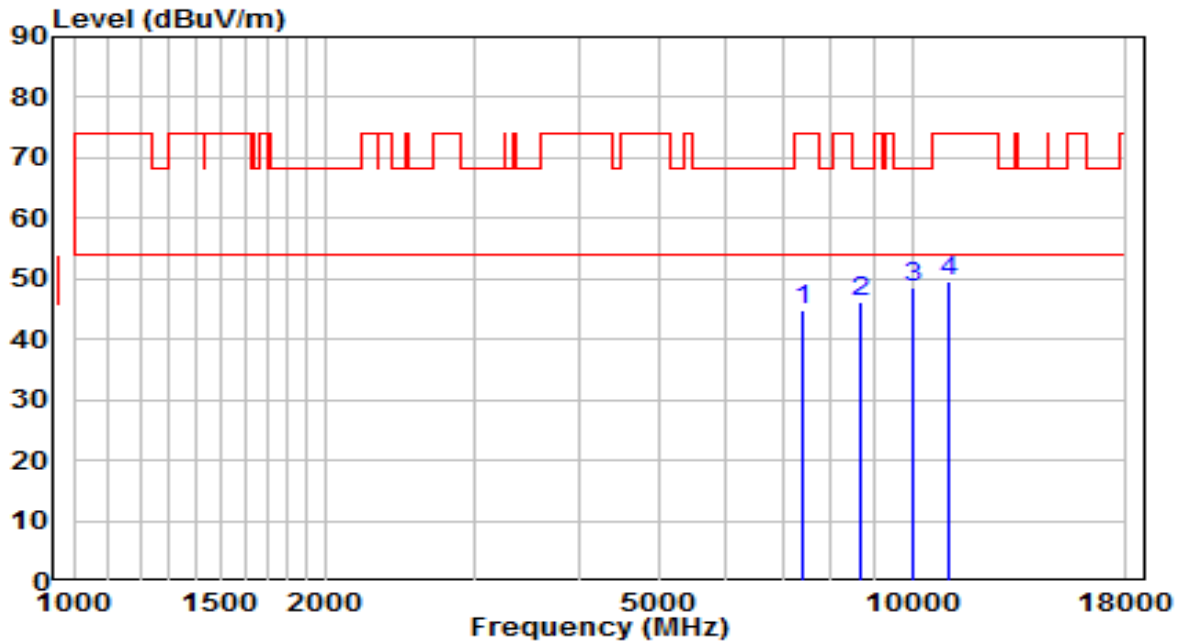


No	Frequency (MHz)	Reading (dB μ V)	C.F (dB/m)	Measurement (dB μ V/m)	Margin (dB)	Limit (dB μ V/m)	Remark (QP/PK/AV)
1	7494.000	31.48	12.99	44.47	-29.53	74.00	Peak
2	8420.500	33.06	13.62	46.68	-27.32	74.00	Peak
3	8913.500	31.95	14.67	46.62	-21.58	68.20	Peak
4	* 10231.000	30.52	17.49	48.01	-20.19	68.20	Peak

Note:

- "*", means this data is the worst emission level.
- C.F (Correction Factor) = Antenna Factor (dB/m) + Cable Loss (dB) – Pre-amplifier(dB).
- Measurement(dB μ V/m) = Reading(dB μ V) + C.F (Correction Factor).

EUT	ACCESS POINT	Date of Test	2022-01-06
Factor	BBHA 9120D (1GHz~18GHz)_2021	Temp. / Humidity	25.4°C/45.9%
Polarity	Horizontal	Site / Test Engineer	AC1 / Jay Chu
Test Mode	Transmit by 802.11ac-VHT20 at Channel 5580MHz	Test Voltage	120V/60Hz

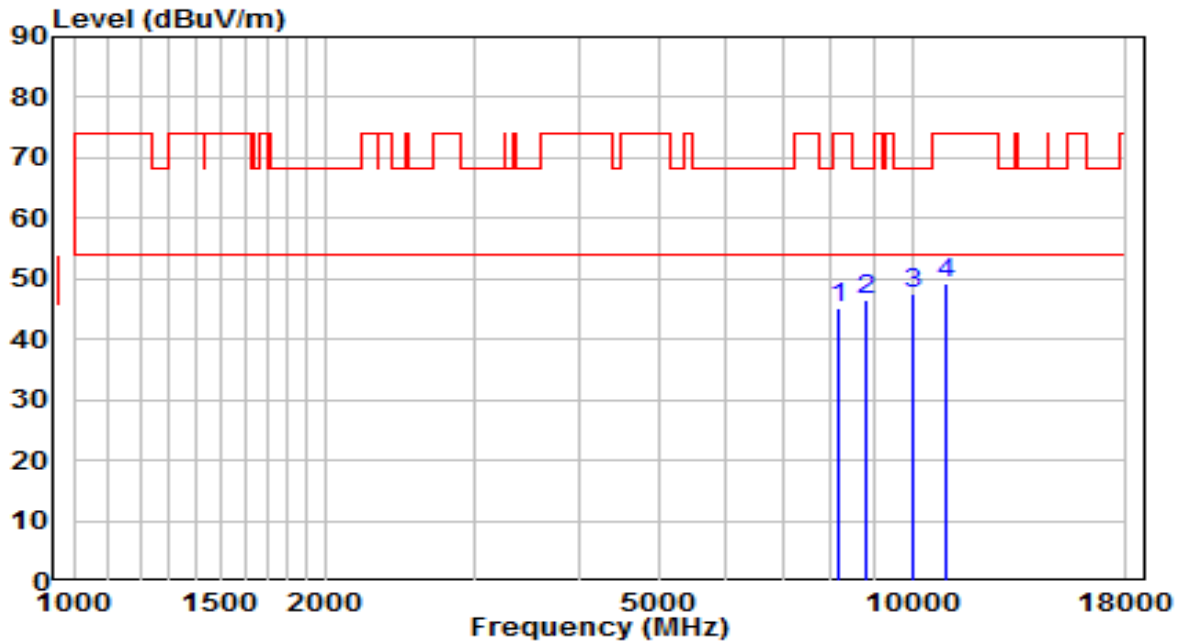


No	Frequency (MHz)	Reading (dB μ V)	C.F (dB/m)	Measurement (dB μ V/m)	Margin (dB)	Limit (dB μ V/m)	Remark (QP/PK/AV)
1	7392.000	32.17	12.54	44.71	-29.29	74.00	Peak
2	8667.000	32.29	14.06	46.36	-21.84	68.20	Peak
3	* 10044.000	31.96	16.74	48.70	-19.50	68.20	Peak
4	11081.000	30.26	19.40	49.67	-24.33	74.00	Peak

Note:

- "*", means this data is the worst emission level.
- C.F (Correction Factor) = Antenna Factor (dB/m) + Cable Loss (dB) – Pre-amplifier(dB).
- Measurement(dB μ V/m) = Reading(dB μ V) + C.F (Correction Factor).

EUT	ACCESS POINT	Date of Test	2022-01-06
Factor	BBHA 9120D (1GHz~18GHz)_2021	Temp. / Humidity	25.4°C/45.9%
Polarity	Vertical	Site / Test Engineer	AC1 / Jay Chu
Test Mode	Transmit by 802.11ac-VHT20 at Channel 5580MHz	Test Voltage	120V/60Hz

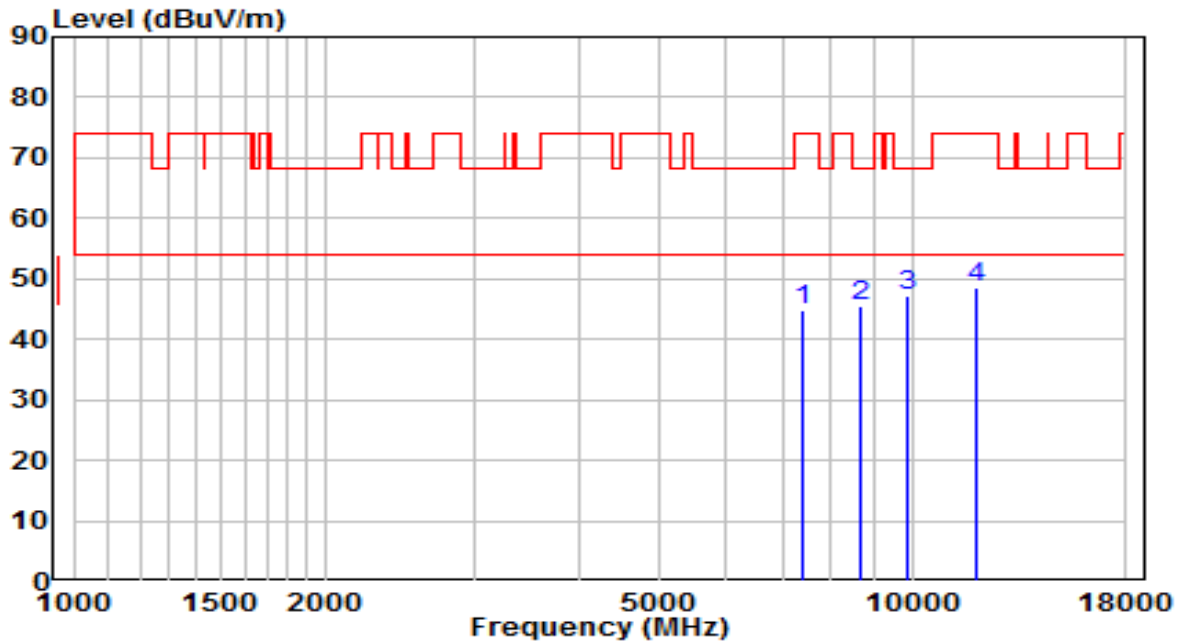


No	Frequency (MHz)	Reading (dB μ V)	C.F (dB/m)	Measurement (dB μ V/m)	Margin (dB)	Limit (dB μ V/m)	Remark (QP/PK/AV)
1	8174.000	31.77	13.51	45.28	-28.72	74.00	Peak
2	8837.000	31.97	14.48	46.45	-21.75	68.20	Peak
3	* 9993.000	31.14	16.55	47.69	-20.51	68.20	Peak
4	10987.500	30.06	19.26	49.32	-24.68	74.00	Peak

Note:

- "*", means this data is the worst emission level.
- C.F (Correction Factor) = Antenna Factor (dB/m) + Cable Loss (dB) – Pre-amplifier(dB).
- Measurement(dB μ V/m) = Reading(dB μ V) + C.F (Correction Factor).

EUT	ACCESS POINT	Date of Test	2022-01-06
Factor	BBHA 9120D (1GHz~18GHz)_2021	Temp. / Humidity	25.4°C/45.9%
Polarity	Horizontal	Site / Test Engineer	AC1 / Jay Chu
Test Mode	Transmit by 802.11ac-VHT20 at Channel 5700MHz	Test Voltage	120V/60Hz

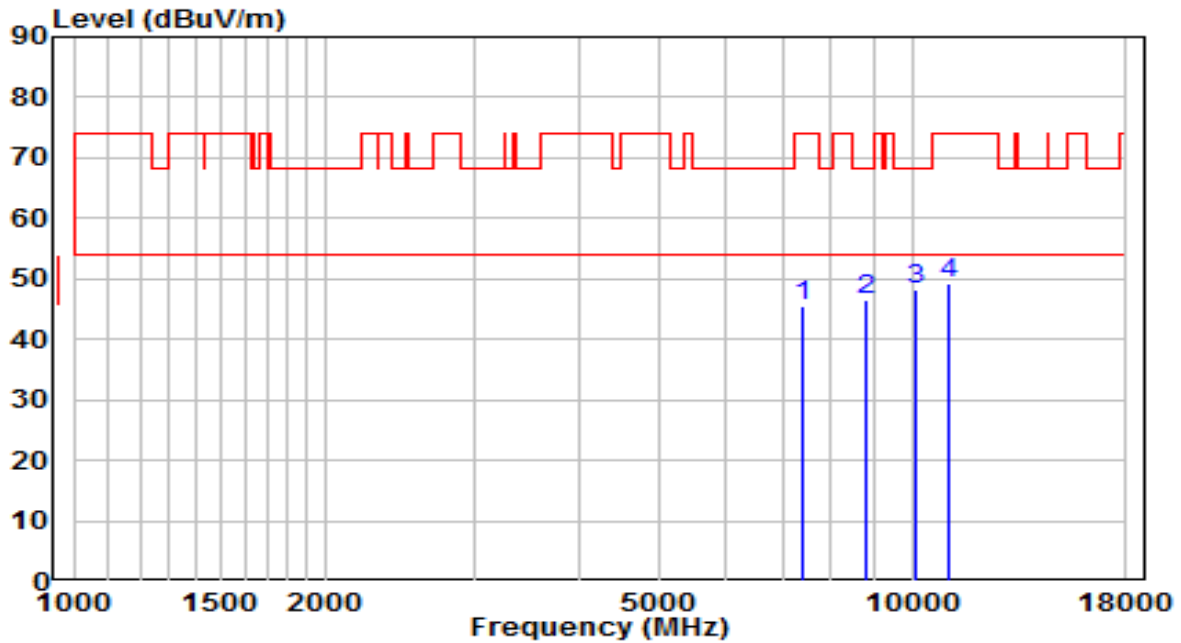


No	Frequency (MHz)	Reading (dB μ V)	C.F (dB/m)	Measurement (dB μ V/m)	Margin (dB)	Limit (dB μ V/m)	Remark (QP/PK/AV)
1	7426.000	32.08	12.69	44.76	-29.24	74.00	Peak
2	8675.500	31.52	14.08	45.61	-22.59	68.20	Peak
3	* 9874.000	30.95	16.35	47.30	-20.90	68.20	Peak
4	11948.000	29.55	19.04	48.58	-25.42	74.00	Peak

Note:

- "*", means this data is the worst emission level.
- C.F (Correction Factor) = Antenna Factor (dB/m) + Cable Loss (dB) – Pre-amplifier(dB).
- Measurement(dB μ V/m) = Reading(dB μ V) + C.F (Correction Factor).

EUT	ACCESS POINT	Date of Test	2022-01-06
Factor	BBHA 9120D (1GHz~18GHz)_2021	Temp. / Humidity	25.4°C/45.9%
Polarity	Vertical	Site / Test Engineer	AC1 / Jay Chu
Test Mode	Transmit by 802.11ac-VHT20 at Channel 5700MHz	Test Voltage	120V/60Hz

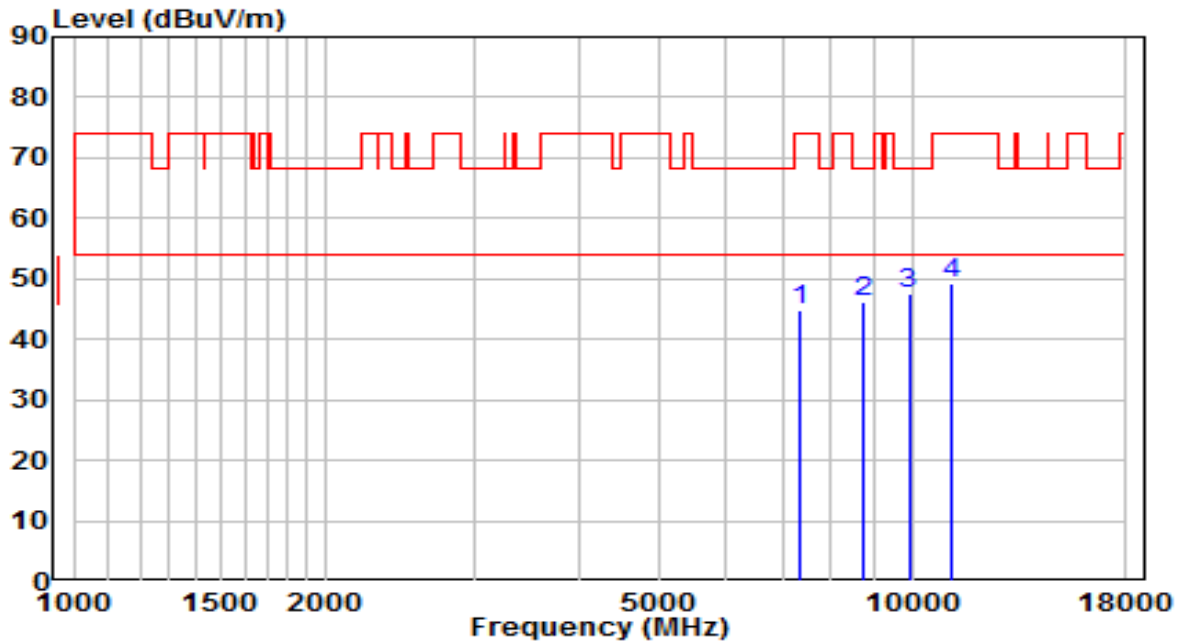


No	Frequency (MHz)	Reading (dB μ V)	C.F (dB/m)	Measurement (dB μ V/m)	Margin (dB)	Limit (dB μ V/m)	Remark (QP/PK/AV)
1	7426.000	32.84	12.69	45.53	-28.47	74.00	Peak
2	8837.000	32.09	14.48	46.57	-21.63	68.20	Peak
3	* 10129.000	31.22	17.08	48.30	-19.90	68.20	Peak
4	11089.500	29.92	19.42	49.34	-24.66	74.00	Peak

Note:

- "*", means this data is the worst emission level.
- C.F (Correction Factor) = Antenna Factor (dB/m) + Cable Loss (dB) – Pre-amplifier(dB).
- Measurement(dB μ V/m) = Reading(dB μ V) + C.F (Correction Factor).

EUT	ACCESS POINT	Date of Test	2022-01-06
Factor	BBHA 9120D (1GHz~18GHz)_2021	Temp. / Humidity	25.4°C/45.9%
Polarity	Horizontal	Site / Test Engineer	AC1 / Jay Chu
Test Mode	Transmit by 802.11ac-VHT20 at Channel 5720MHz	Test Voltage	120V/60Hz

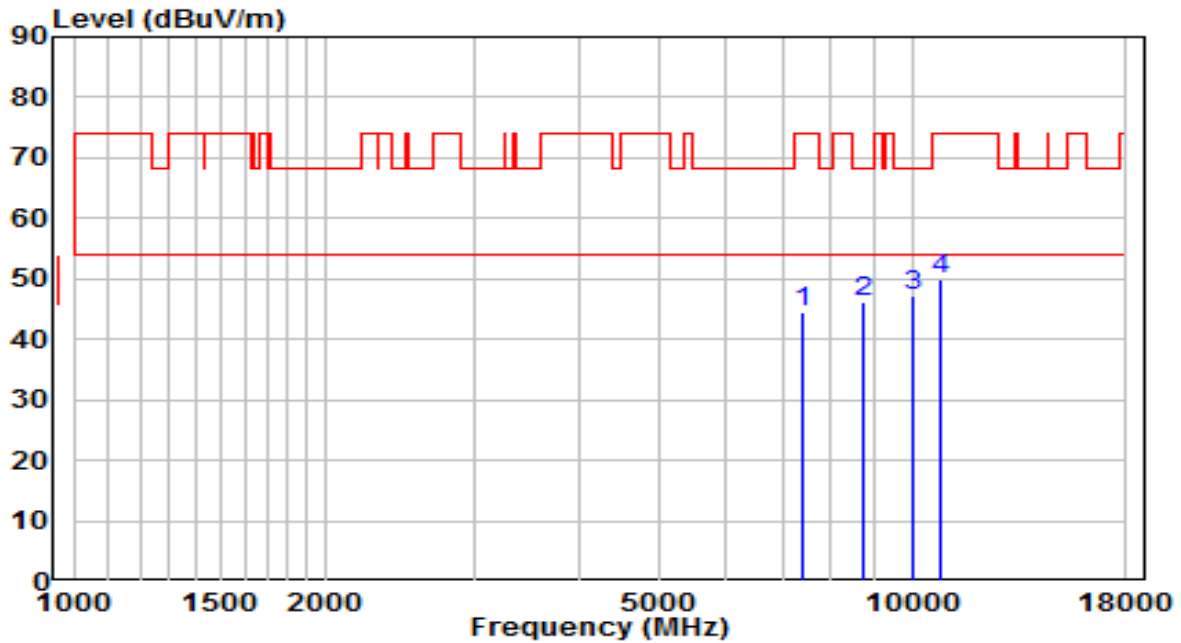


No	Frequency (MHz)	Reading (dB μ V)	C.F (dB/m)	Measurement (dB μ V/m)	Margin (dB)	Limit (dB μ V/m)	Remark (QP/PK/AV)
1	7366.500	32.52	12.42	44.94	-29.06	74.00	Peak
2	8752.000	31.96	14.27	46.24	-21.96	68.20	Peak
3	* 9908.000	30.98	16.41	47.38	-20.82	68.20	Peak
4	11140.500	29.69	19.50	49.19	-24.81	74.00	Peak

Note:

- "*", means this data is the worst emission level.
- C.F (Correction Factor) = Antenna Factor (dB/m) + Cable Loss (dB) – Pre-amplifier(dB).
- Measurement(dB μ V/m) = Reading(dB μ V) + C.F (Correction Factor).

EUT	ACCESS POINT	Date of Test	2022-01-06
Factor	BBHA 9120D (1GHz~18GHz)_2021	Temp. / Humidity	25.4°C/45.9%
Polarity	Vertical	Site / Test Engineer	AC1 / Jay Chu
Test Mode	Transmit by 802.11ac-VHT20 at Channel 5720MHz	Test Voltage	120V/60Hz

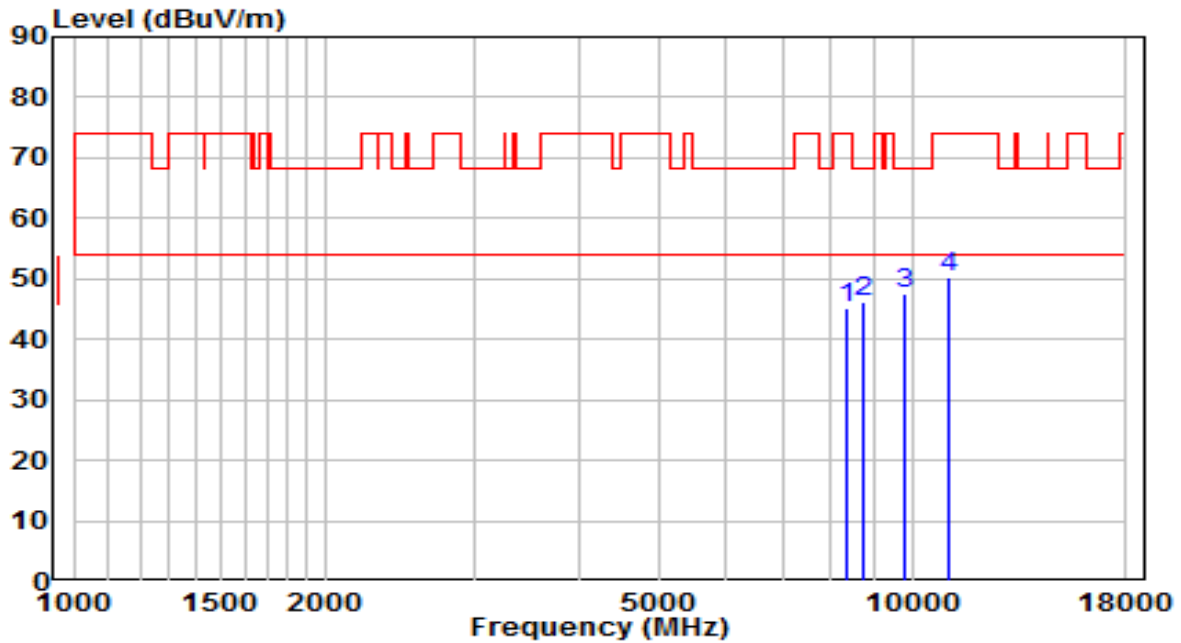


No	Frequency (MHz)	Reading (dB μ V)	C.F (dB/m)	Measurement (dB μ V/m)	Margin (dB)	Limit (dB μ V/m)	Remark (QP/PK/AV)
1	7392.000	32.10	12.54	44.63	-29.37	74.00	Peak
2	8760.500	31.83	14.29	46.12	-22.08	68.20	Peak
3	* 10018.500	30.66	16.63	47.30	-20.90	68.20	Peak
4	10843.000	31.01	19.06	50.06	-23.94	74.00	Peak

Note:

- "*", means this data is the worst emission level.
- C.F (Correction Factor) = Antenna Factor (dB/m) + Cable Loss (dB) – Pre-amplifier(dB).
- Measurement(dB μ V/m) = Reading(dB μ V) + C.F (Correction Factor).

EUT	ACCESS POINT	Date of Test	2022-01-06
Factor	BBHA 9120D (1GHz~18GHz)_2021	Temp. / Humidity	25.4°C/45.9%
Polarity	Horizontal	Site / Test Engineer	AC1 / Jay Chu
Test Mode	Transmit by 802.11ac-VHT20 at Channel 5745MHz	Test Voltage	120V/60Hz

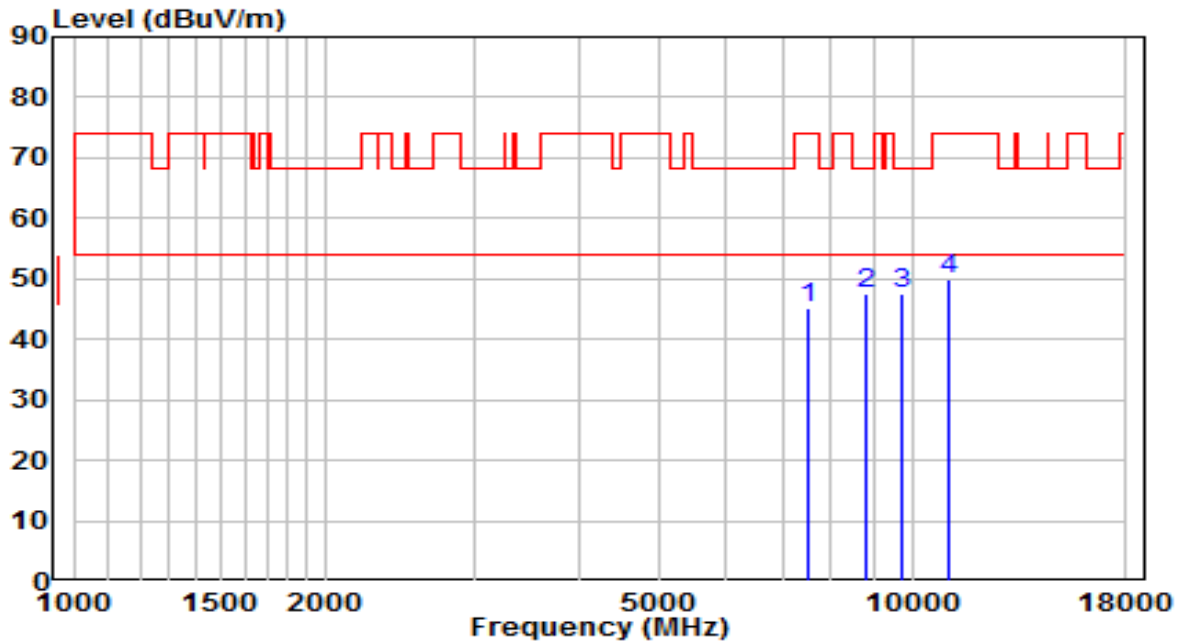


No	Frequency (MHz)	Reading (dB μ V)	C.F (dB/m)	Measurement (dB μ V/m)	Margin (dB)	Limit (dB μ V/m)	Remark (QP/PK/AV)
1	8335.500	31.61	13.58	45.19	-28.81	74.00	Peak
2	8743.500	31.83	14.25	46.09	-22.11	68.20	Peak
3	* 9780.500	31.42	16.19	47.61	-20.59	68.20	Peak
4	11030.000	31.02	19.33	50.35	-23.65	74.00	Peak

Note:

- "*", means this data is the worst emission level.
- C.F (Correction Factor) = Antenna Factor (dB/m) + Cable Loss (dB) – Pre-amplifier(dB).
- Measurement(dB μ V/m) = Reading(dB μ V) + C.F (Correction Factor).

EUT	ACCESS POINT	Date of Test	2022-01-06
Factor	BBHA 9120D (1GHz~18GHz)_2021	Temp. / Humidity	25.4°C/45.9%
Polarity	Vertical	Site / Test Engineer	AC1 / Jay Chu
Test Mode	Transmit by 802.11ac-VHT20 at Channel 5745MHz	Test Voltage	120V/60Hz

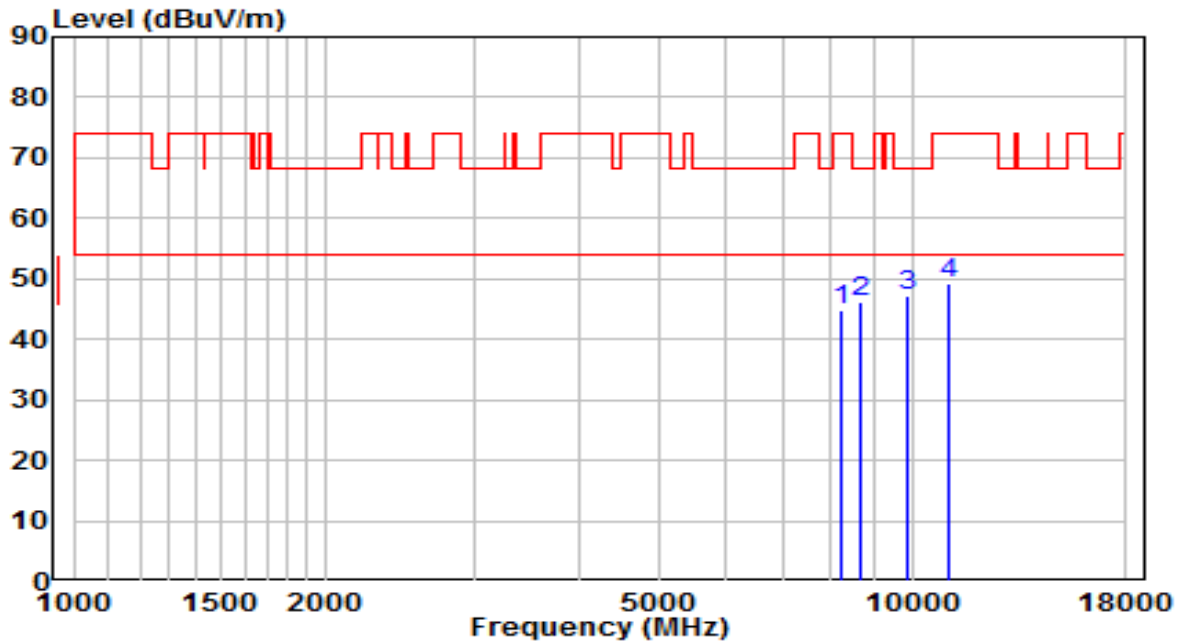


No	Frequency (MHz)	Reading (dB μ V)	C.F (dB/m)	Measurement (dB μ V/m)	Margin (dB)	Limit (dB μ V/m)	Remark (QP/PK/AV)
1	7502.500	32.17	13.02	45.18	-28.82	74.00	Peak
2	8803.000	33.16	14.40	47.56	-20.64	68.20	Peak
3	* 9755.000	31.55	16.15	47.70	-20.50	68.20	Peak
4	11064.000	30.45	19.38	49.83	-24.17	74.00	Peak

Note:

- "*", means this data is the worst emission level.
- C.F (Correction Factor) = Antenna Factor (dB/m) + Cable Loss (dB) – Pre-amplifier(dB).
- Measurement(dB μ V/m) = Reading(dB μ V) + C.F (Correction Factor).

EUT	ACCESS POINT	Date of Test	2022-01-06
Factor	BBHA 9120D (1GHz~18GHz)_2021	Temp. / Humidity	25.4°C/45.9%
Polarity	Horizontal	Site / Test Engineer	AC1 / Jay Chu
Test Mode	Transmit by 802.11ac-VHT20 at Channel 5785MHz	Test Voltage	120V/60Hz

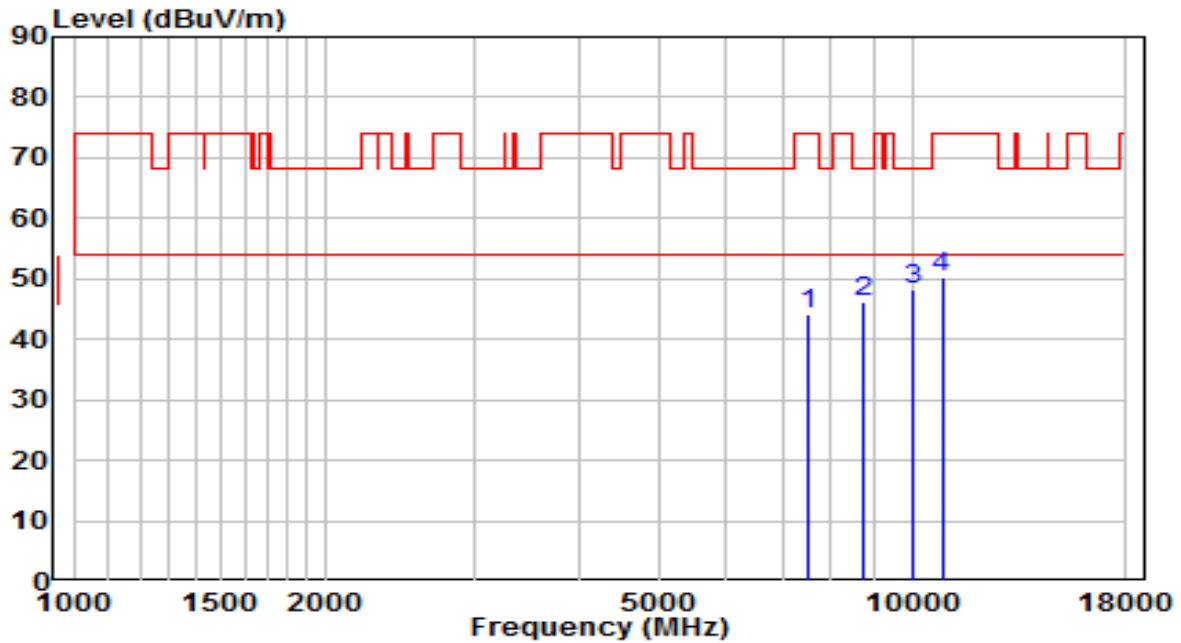


No	Frequency (MHz)	Reading (dB μ V)	C.F (dB/m)	Measurement (dB μ V/m)	Margin (dB)	Limit (dB μ V/m)	Remark (QP/PK/AV)
1	8242.000	31.31	13.54	44.85	-29.15	74.00	Peak
2	8701.000	32.08	14.15	46.22	-21.98	68.20	Peak
3	* 9874.000	31.03	16.35	47.38	-20.82	68.20	Peak
4	11081.000	29.72	19.40	49.13	-24.87	74.00	Peak

Note:

- "*", means this data is the worst emission level.
- C.F (Correction Factor) = Antenna Factor (dB/m) + Cable Loss (dB) – Pre-amplifier(dB).
- Measurement(dB μ V/m) = Reading(dB μ V) + C.F (Correction Factor).

EUT	ACCESS POINT	Date of Test	2022-01-06
Factor	BBHA 9120D (1GHz~18GHz)_2021	Temp. / Humidity	25.4°C/45.9%
Polarity	Vertical	Site / Test Engineer	AC1 / Jay Chu
Test Mode	Transmit by 802.11ac-VHT20 at Channel 5785MHz	Test Voltage	120V/60Hz

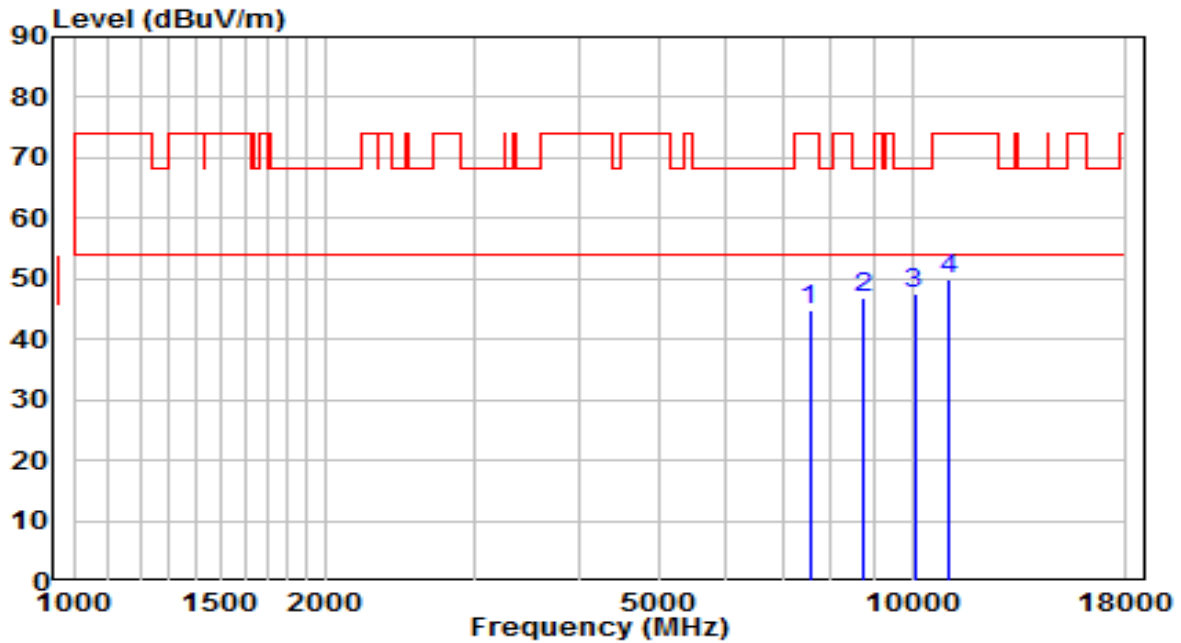


No	Frequency (MHz)	Reading (dB μ V)	C.F (dB/m)	Measurement (dB μ V/m)	Margin (dB)	Limit (dB μ V/m)	Remark (QP/PK/AV)
1	7511.000	31.09	13.02	44.12	-29.88	74.00	Peak
2	8735.000	31.87	14.23	46.10	-22.10	68.20	Peak
3	* 10035.500	31.66	16.70	48.36	-19.84	68.20	Peak
4	10851.500	31.13	19.07	50.20	-23.80	74.00	Peak

Note:

- "*", means this data is the worst emission level.
- C.F (Correction Factor) = Antenna Factor (dB/m) + Cable Loss (dB) – Pre-amplifier(dB).
- Measurement(dB μ V/m) = Reading(dB μ V) + C.F (Correction Factor).

EUT	ACCESS POINT	Date of Test	2022-01-06
Factor	BBHA 9120D (1GHz~18GHz)_2021	Temp. / Humidity	25.4°C/45.9%
Polarity	Horizontal	Site / Test Engineer	AC1 / Jay Chu
Test Mode	Transmit by 802.11ac-VHT20 at Channel 5825MHz	Test Voltage	120V/60Hz

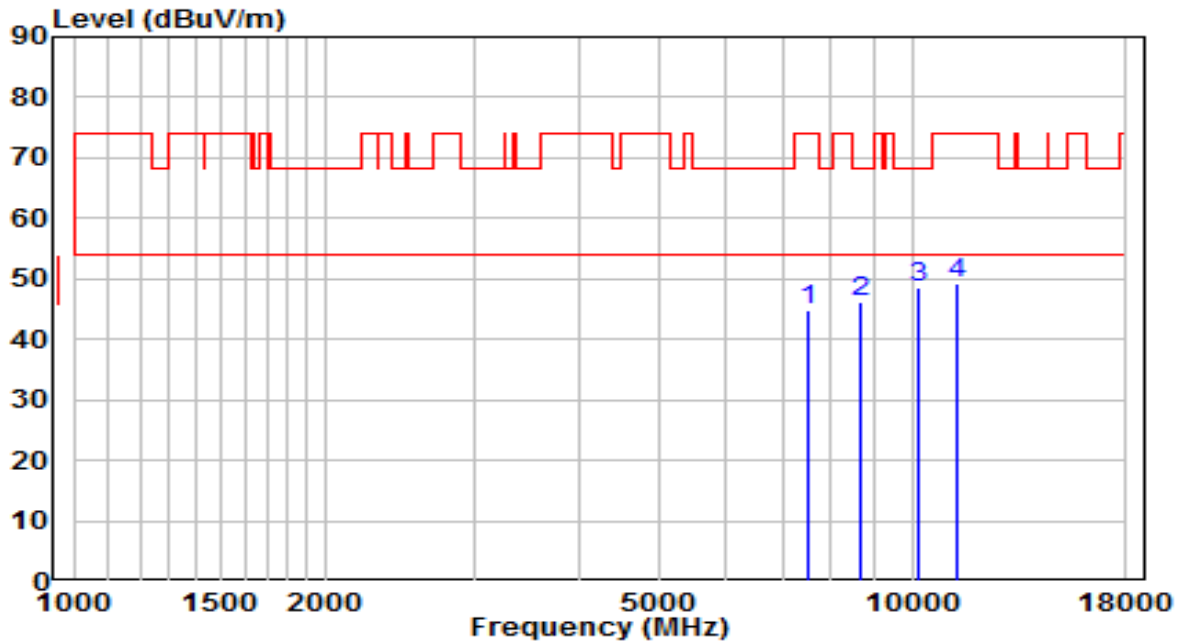


No	Frequency (MHz)	Reading (dB μ V)	C.F (dB/m)	Measurement (dB μ V/m)	Margin (dB)	Limit (dB μ V/m)	Remark (QP/PK/AV)
1	7545.000	31.81	13.05	44.86	-29.14	74.00	Peak
2	8735.000	32.66	14.23	46.89	-21.31	68.20	Peak
3	* 10061.000	30.90	16.81	47.70	-20.50	68.20	Peak
4	11072.500	30.41	19.39	49.80	-24.20	74.00	Peak

Note:

- "*", means this data is the worst emission level.
- C.F (Correction Factor) = Antenna Factor (dB/m) + Cable Loss (dB) – Pre-amplifier(dB).
- Measurement(dB μ V/m) = Reading(dB μ V) + C.F (Correction Factor).

EUT	ACCESS POINT	Date of Test	2022-01-06
Factor	BBHA 9120D (1GHz~18GHz)_2021	Temp. / Humidity	25.4°C/45.9%
Polarity	Vertical	Site / Test Engineer	AC1 / Jay Chu
Test Mode	Transmit by 802.11ac-VHT20 at Channel 5825MHz	Test Voltage	120V/60Hz

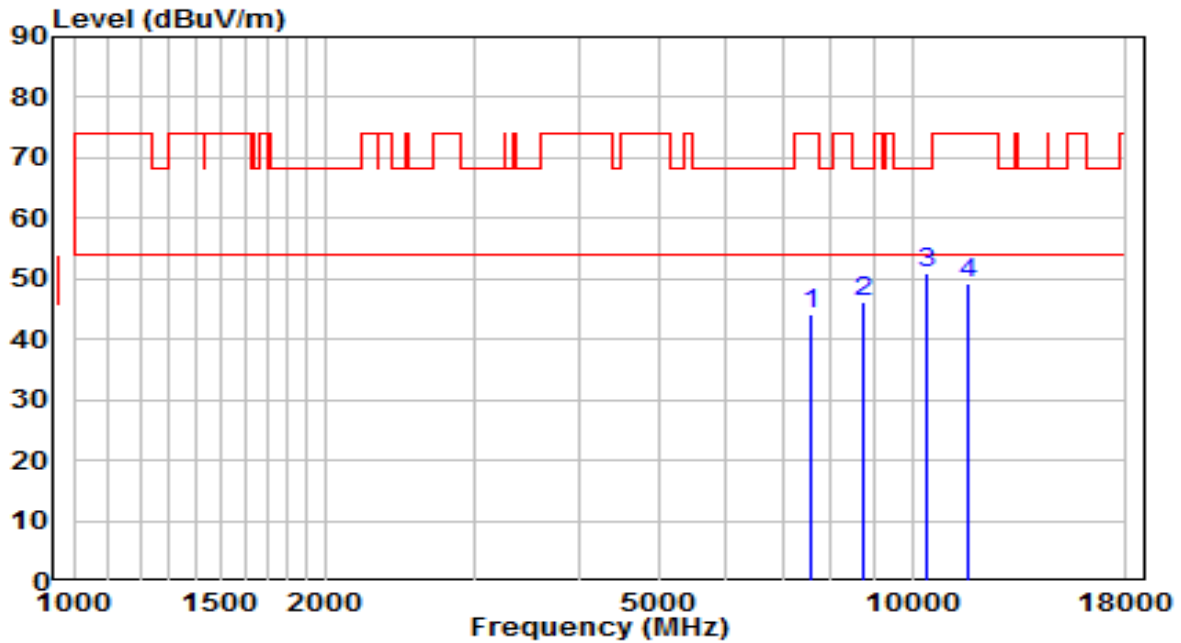


No	Frequency (MHz)	Reading (dBμV)	C.F (dB/m)	Measurement (dBμV/m)	Margin (dB)	Limit (dBμV/m)	Remark (QP/PK/AV)
1	7528.000	31.88	13.04	44.92	-29.08	74.00	Peak
2	8675.500	32.00	14.08	46.09	-22.11	68.20	Peak
3	* 10188.500	31.11	17.32	48.43	-19.77	68.20	Peak
4	11285.000	29.49	19.72	49.21	-24.79	74.00	Peak

Note:

- "*", means this data is the worst emission level.
- C.F (Correction Factor) = Antenna Factor (dB/m) + Cable Loss (dB) – Pre-amplifier(dB).
- Measurement(dBμV/m) = Reading(dBμV) + C.F (Correction Factor).

EUT	ACCESS POINT	Date of Test	2022-01-06
Factor	BBHA 9120D (1GHz~18GHz)_2021	Temp. / Humidity	25.4°C/45.9%
Polarity	Horizontal	Site / Test Engineer	AC1 / Jay Chu
Test Mode	Transmit by 802.11ac-VHT40 at Channel 5190MHz	Test Voltage	120V/60Hz

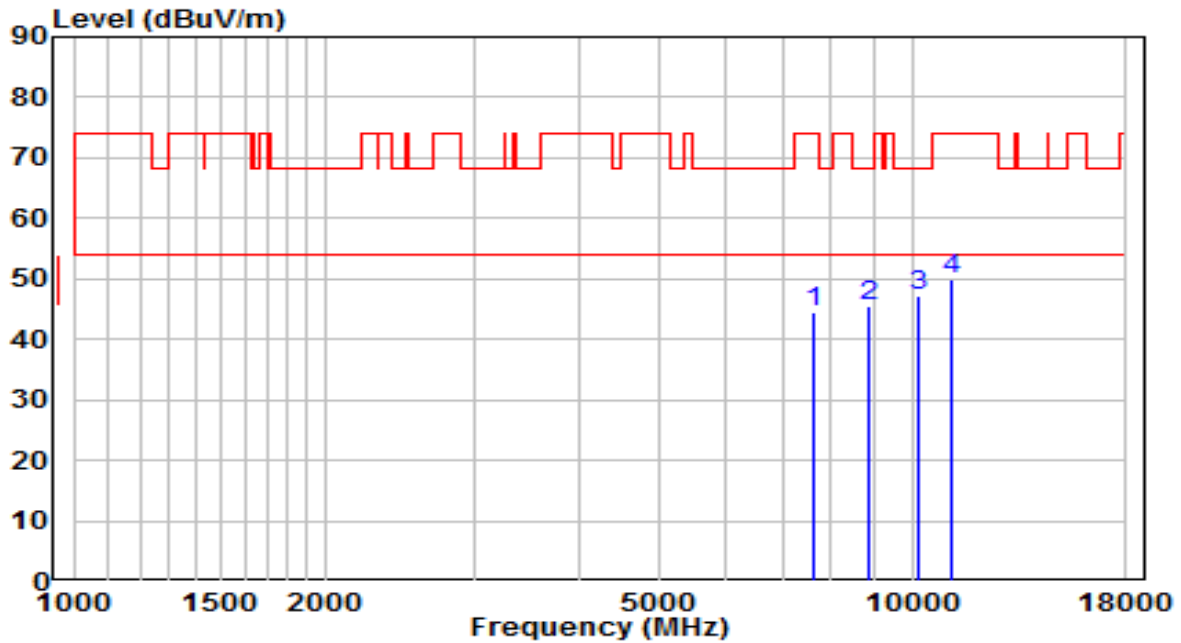


No	Frequency (MHz)	Reading (dB μ V)	C.F (dB/m)	Measurement (dB μ V/m)	Margin (dB)	Limit (dB μ V/m)	Remark (QP/PK/AV)
1	7553.500	31.13	13.06	44.19	-29.81	74.00	Peak
2	8752.000	31.92	14.27	46.19	-22.01	68.20	Peak
3	* 10384.000	32.91	18.10	51.01	-17.19	68.20	Peak
4	11642.000	29.64	19.73	49.37	-24.63	74.00	Peak

Note:

- "*", means this data is the worst emission level.
- C.F (Correction Factor) = Antenna Factor (dB/m) + Cable Loss (dB) – Pre-amplifier(dB).
- Measurement(dB μ V/m) = Reading(dB μ V) + C.F (Correction Factor).

EUT	ACCESS POINT	Date of Test	2022-01-06
Factor	BBHA 9120D (1GHz~18GHz)_2021	Temp. / Humidity	25.4°C/45.9%
Polarity	Vertical	Site / Test Engineer	AC1 / Jay Chu
Test Mode	Transmit by 802.11ac-VHT40 at Channel 5190MHz	Test Voltage	120V/60Hz

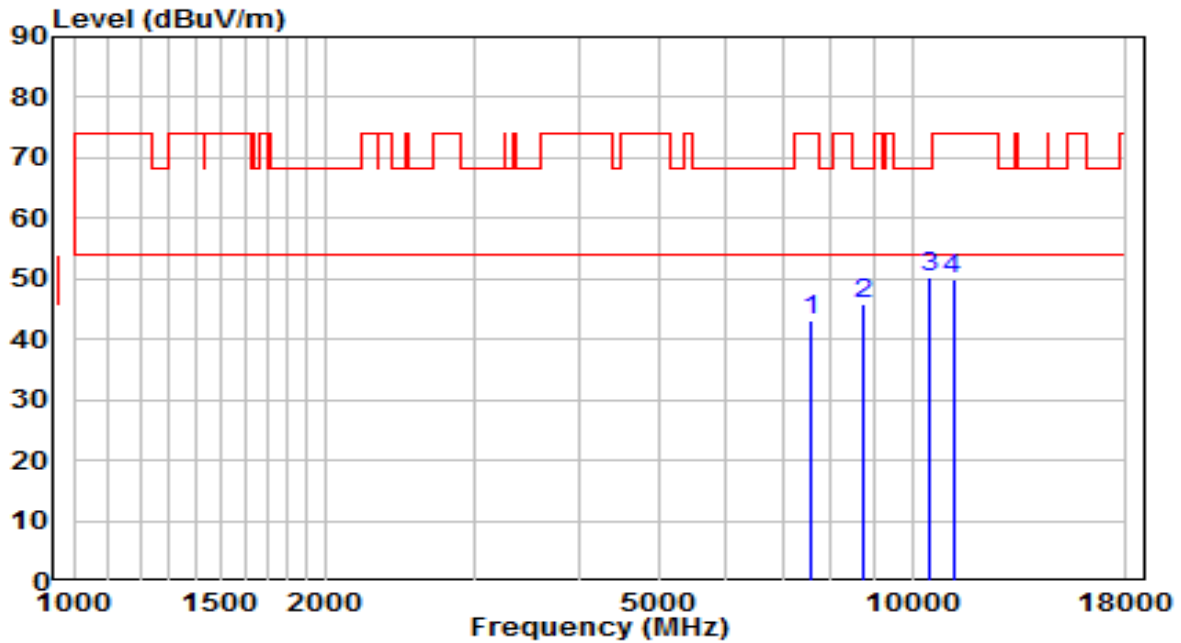


No	Frequency (MHz)	Reading (dBμV)	C.F (dB/m)	Measurement (dBμV/m)	Margin (dB)	Limit (dBμV/m)	Remark (QP/PK/AV)
1	7630.000	31.38	13.12	44.51	-29.49	74.00	Peak
2	8862.500	31.12	14.54	45.66	-22.54	68.20	Peak
3	* 10146.000	29.97	17.15	47.11	-21.09	68.20	Peak
4	11174.500	30.37	19.55	49.92	-24.08	74.00	Peak

Note:

- "*", means this data is the worst emission level.
- C.F (Correction Factor) = Antenna Factor (dB/m) + Cable Loss (dB) – Pre-amplifier(dB).
- Measurement(dBμV/m) = Reading(dBμV) + C.F (Correction Factor).

EUT	ACCESS POINT	Date of Test	2022-01-06
Factor	BBHA 9120D (1GHz~18GHz)_2021	Temp. / Humidity	25.4°C/45.9%
Polarity	Horizontal	Site / Test Engineer	AC1 / Jay Chu
Test Mode	Transmit by 802.11ac-VHT40 at Channel 5230MHz	Test Voltage	120V/60Hz

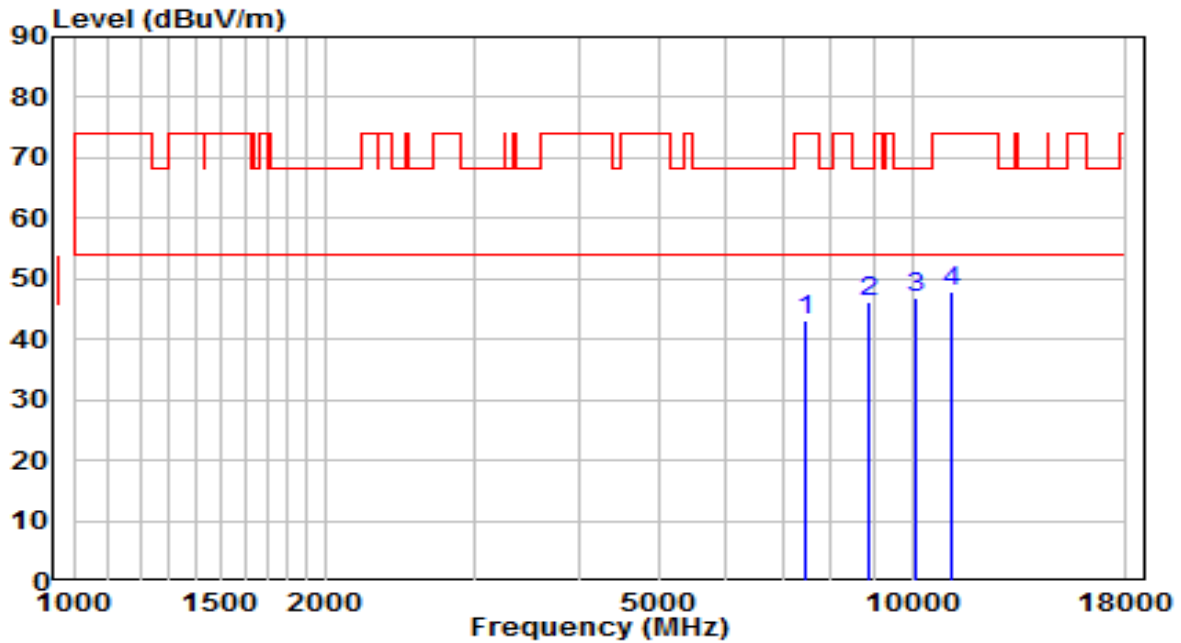


No	Frequency (MHz)	Reading (dB μ V)	C.F (dB/m)	Measurement (dB μ V/m)	Margin (dB)	Limit (dB μ V/m)	Remark (QP/PK/AV)
1	7553.500	30.14	13.06	43.20	-30.80	74.00	Peak
2	8735.000	31.69	14.23	45.92	-22.28	68.20	Peak
3	* 10460.500	32.01	18.41	50.42	-17.78	68.20	Peak
4	11183.000	30.51	19.56	50.07	-23.93	74.00	Peak

Note:

- "*", means this data is the worst emission level.
- C.F (Correction Factor) = Antenna Factor (dB/m) + Cable Loss (dB) – Pre-amplifier(dB).
- Measurement(dB μ V/m) = Reading(dB μ V) + C.F (Correction Factor).

EUT	ACCESS POINT	Date of Test	2022-01-06
Factor	BBHA 9120D (1GHz~18GHz)_2021	Temp. / Humidity	25.4°C/45.9%
Polarity	Vertical	Site / Test Engineer	AC1 / Jay Chu
Test Mode	Transmit by 802.11ac-VHT40 at Channel 5230MHz	Test Voltage	120V/60Hz

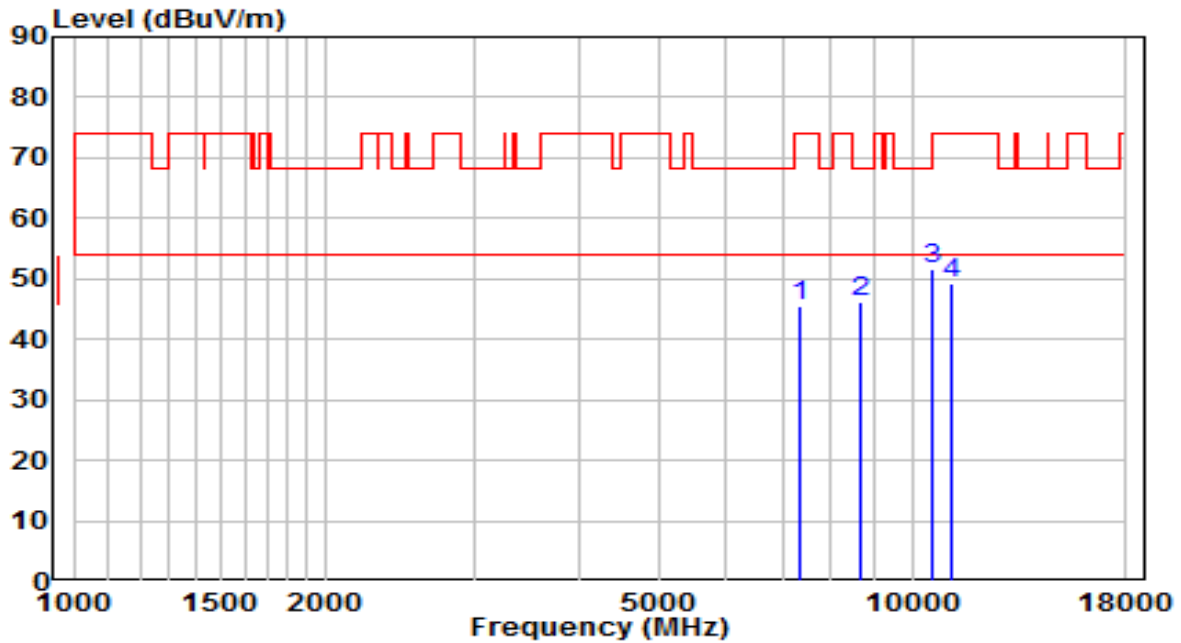


No	Frequency (MHz)	Reading (dB μ V)	C.F (dB/m)	Measurement (dB μ V/m)	Margin (dB)	Limit (dB μ V/m)	Remark (QP/PK/AV)
1	7477.000	30.13	12.91	43.04	-30.96	74.00	Peak
2	8905.000	31.45	14.65	46.09	-22.11	68.20	Peak
3	* 10086.500	29.83	16.91	46.73	-21.47	68.20	Peak
4	11123.500	28.43	19.47	47.90	-26.10	74.00	Peak

Note:

- "*", means this data is the worst emission level.
- C.F (Correction Factor) = Antenna Factor (dB/m) + Cable Loss (dB) – Pre-amplifier(dB).
- Measurement(dB μ V/m) = Reading(dB μ V) + C.F (Correction Factor).

EUT	ACCESS POINT	Date of Test	2022-01-06
Factor	BBHA 9120D (1GHz~18GHz)_2021	Temp. / Humidity	25.4°C/45.9%
Polarity	Horizontal	Site / Test Engineer	AC1 / Jay Chu
Test Mode	Transmit by 802.11ac-VHT40 at Channel 5270MHz	Test Voltage	120V/60Hz

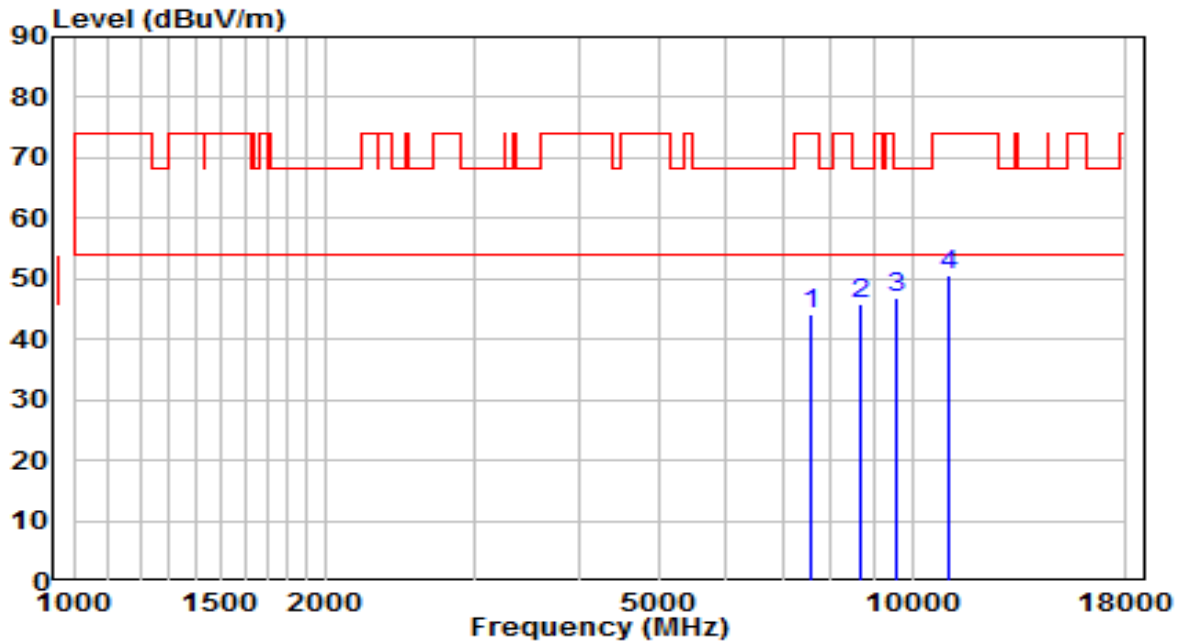


No	Frequency (MHz)	Reading (dB μ V)	C.F (dB/m)	Measurement (dB μ V/m)	Margin (dB)	Limit (dB μ V/m)	Remark (QP/PK/AV)
1	7324.000	33.36	12.24	45.60	-28.40	74.00	Peak
2	8692.500	31.95	14.13	46.07	-22.13	68.20	Peak
3	* 10537.000	33.15	18.62	51.78	-16.42	68.20	Peak
4	11166.000	29.67	19.54	49.20	-24.80	74.00	Peak

Note:

- "*", means this data is the worst emission level.
- C.F (Correction Factor) = Antenna Factor (dB/m) + Cable Loss (dB) – Pre-amplifier(dB).
- Measurement(dB μ V/m) = Reading(dB μ V) + C.F (Correction Factor).

EUT	ACCESS POINT	Date of Test	2022-01-06
Factor	BBHA 9120D (1GHz~18GHz)_2021	Temp. / Humidity	25.4°C/45.9%
Polarity	Vertical	Site / Test Engineer	AC1 / Jay Chu
Test Mode	Transmit by 802.11ac-VHT40 at Channel 5270MHz	Test Voltage	120V/60Hz

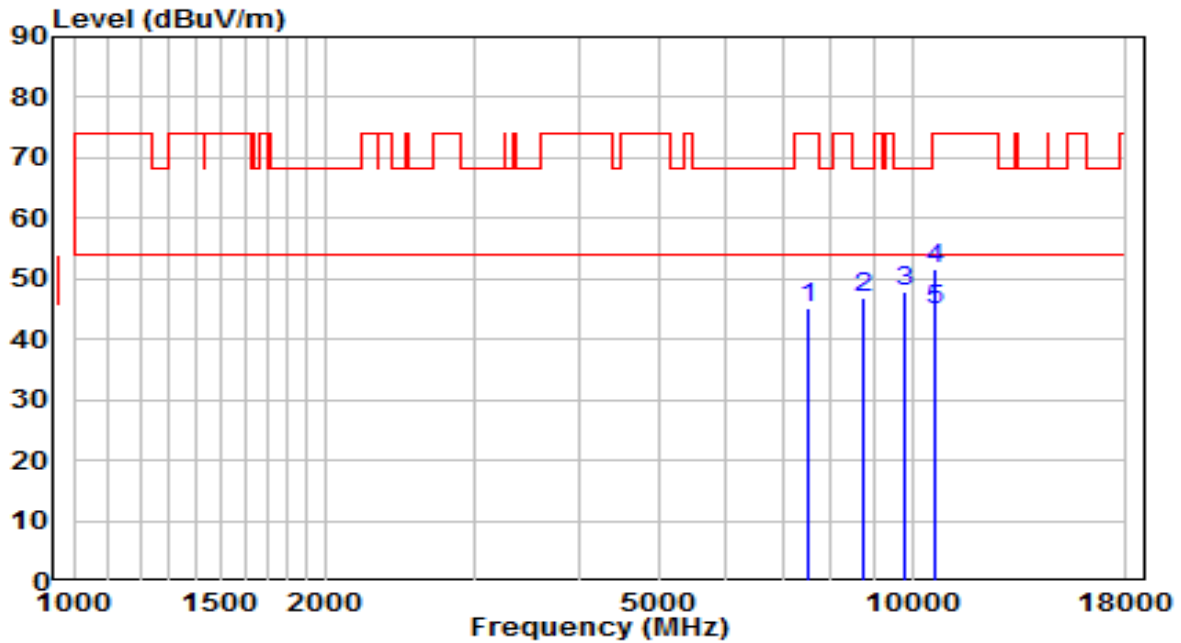


No	Frequency (MHz)	Reading (dB μ V)	C.F (dB/m)	Measurement (dB μ V/m)	Margin (dB)	Limit (dB μ V/m)	Remark (QP/PK/AV)
1	7570.500	30.93	13.07	44.00	-30.00	74.00	Peak
2	8650.000	31.93	14.02	45.95	-22.25	68.20	Peak
3	* 9551.000	31.05	15.81	46.85	-21.35	68.20	Peak
4	11081.000	31.28	19.40	50.68	-23.32	74.00	Peak

Note:

- " *", means this data is the worst emission level.
- C.F (Correction Factor) = Antenna Factor (dB/m) + Cable Loss (dB) – Pre-amplifier(dB).
- Measurement(dB μ V/m) = Reading(dB μ V) + C.F (Correction Factor).

EUT	ACCESS POINT	Date of Test	2022-01-06
Factor	BBHA 9120D (1GHz~18GHz)_2021	Temp. / Humidity	25.4°C/45.9%
Polarity	Horizontal	Site / Test Engineer	AC1 / Jay Chu
Test Mode	Transmit by 802.11ac-VHT40 at Channel 5310MHz	Test Voltage	120V/60Hz

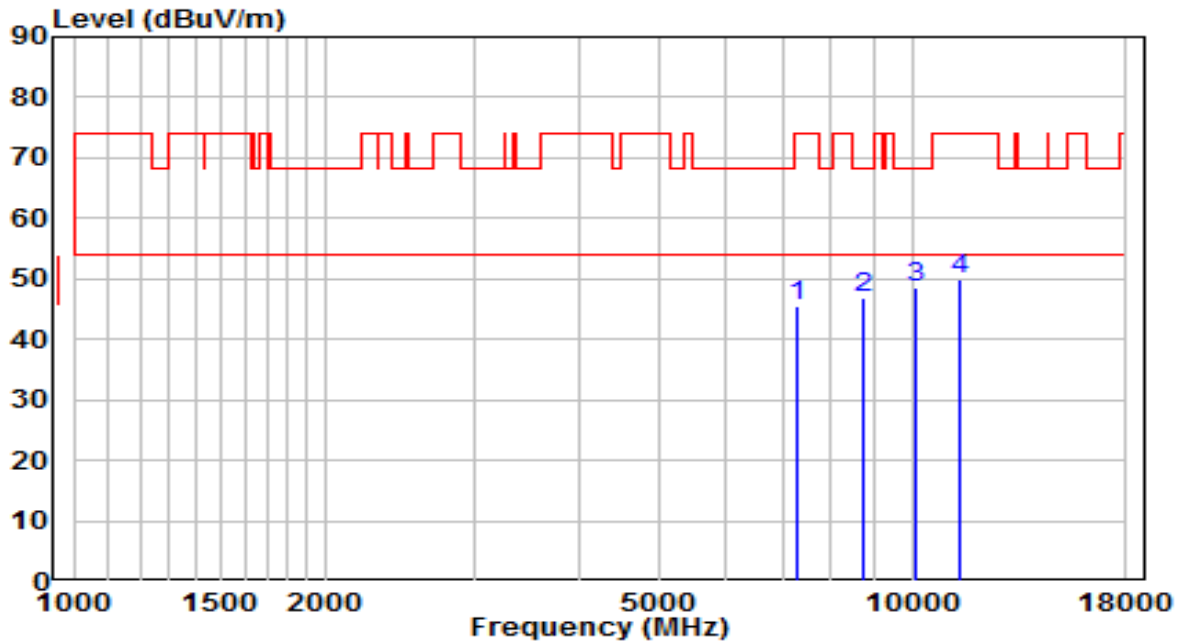


No	Frequency (MHz)	Reading (dB μ V)	C.F (dB/m)	Measurement (dB μ V/m)	Margin (dB)	Limit (dB μ V/m)	Remark (QP/PK/AV)
1	7502.500	32.25	13.02	45.27	-28.73	74.00	Peak
2	8760.500	32.55	14.29	46.84	-21.36	68.20	Peak
3	9789.000	31.64	16.21	47.84	-20.36	68.20	Peak
4	10622.000	32.71	18.74	51.46	-22.54	74.00	Peak
5	* 10622.000	26.23	18.74	44.98	-9.02	54.00	Average

Note:

1. " *", means this data is the worst emission level.
2. C.F (Correction Factor) = Antenna Factor (dB/m) + Cable Loss (dB) – Preamplifier(dB).
3. Measurement(dB μ V/m) = Reading(dB μ V) + C.F (Correction Factor).

EUT	ACCESS POINT	Date of Test	2022-01-06
Factor	BBHA 9120D (1GHz~18GHz)_2021	Temp. / Humidity	25.4°C/45.9%
Polarity	Vertical	Site / Test Engineer	AC1 / Jay Chu
Test Mode	Transmit by 802.11ac-VHT40 at Channel 5310MHz	Test Voltage	120V/60Hz

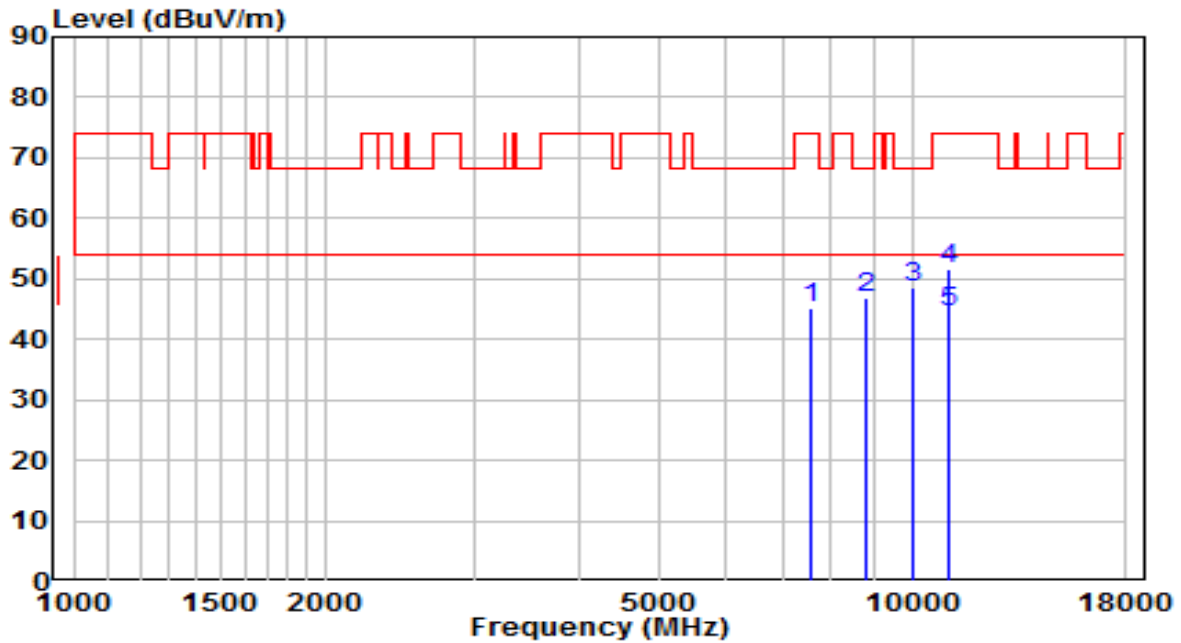


No	Frequency (MHz)	Reading (dB μ V)	C.F (dB/m)	Measurement (dB μ V/m)	Margin (dB)	Limit (dB μ V/m)	Remark (QP/PK/AV)
1	7315.500	33.35	12.20	45.55	-28.45	74.00	Peak
2	8752.000	32.47	14.27	46.74	-21.46	68.20	Peak
3	* 10129.000	31.53	17.08	48.61	-19.59	68.20	Peak
4	11421.000	29.86	19.93	49.78	-24.22	74.00	Peak

Note:

- "*", means this data is the worst emission level.
- C.F (Correction Factor) = Antenna Factor (dB/m) + Cable Loss (dB) – Pre-amplifier(dB).
- Measurement(dB μ V/m) = Reading(dB μ V) + C.F (Correction Factor).

EUT	ACCESS POINT	Date of Test	2022-01-06
Factor	BBHA 9120D (1GHz~18GHz)_2021	Temp. / Humidity	25.4°C/45.9%
Polarity	Horizontal	Site / Test Engineer	AC1 / Jay Chu
Test Mode	Transmit by 802.11ac-VHT40 at Channel 5510MHz	Test Voltage	120V/60Hz

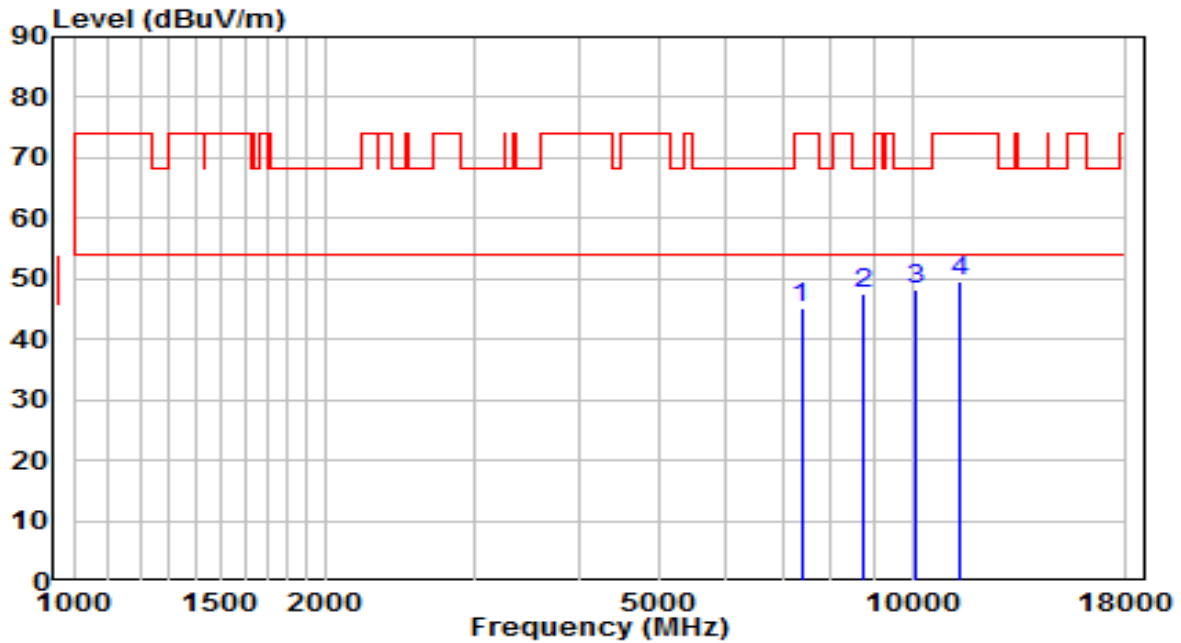


No	Frequency (MHz)	Reading (dB μ V)	C.F (dB/m)	Measurement (dB μ V/m)	Margin (dB)	Limit (dB μ V/m)	Remark (QP/PK/AV)
1	7579.000	32.25	13.08	45.33	-28.67	74.00	Peak
2	8803.000	32.42	14.40	46.82	-21.38	68.20	Peak
3	10052.500	31.65	16.77	48.42	-19.78	68.20	Peak
4	11021.500	32.24	19.31	51.56	-22.44	74.00	Peak
5	* 11021.500	25.30	19.31	44.61	-9.39	54.00	Average

Note:

1. " *", means this data is the worst emission level.
2. C.F (Correction Factor) = Antenna Factor (dB/m) + Cable Loss (dB) – Preamplifier(dB).
3. Measurement(dB μ V/m) = Reading(dB μ V) + C.F (Correction Factor).

EUT	ACCESS POINT	Date of Test	2022-01-06
Factor	BBHA 9120D (1GHz~18GHz)_2021	Temp. / Humidity	25.4°C/45.9%
Polarity	Vertical	Site / Test Engineer	AC1 / Jay Chu
Test Mode	Transmit by 802.11ac-VHT40 at Channel 5510MHz	Test Voltage	120V/60Hz

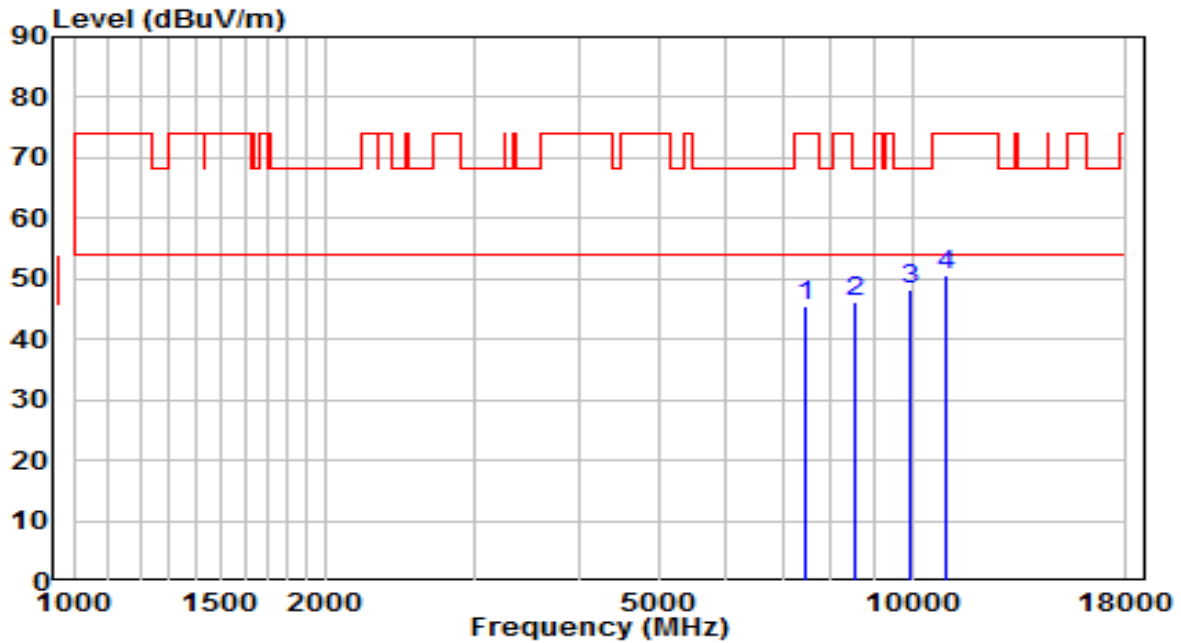


No	Frequency (MHz)	Reading (dB μ V)	C.F (dB/m)	Measurement (dB μ V/m)	Margin (dB)	Limit (dB μ V/m)	Remark (QP/PK/AV)
1	7375.000	32.63	12.46	45.09	-28.91	74.00	Peak
2	8735.000	33.20	14.23	47.43	-20.77	68.20	Peak
3	* 10095.000	31.22	16.94	48.16	-20.04	68.20	Peak
4	11412.500	29.75	19.92	49.67	-24.33	74.00	Peak

Note:

- "*", means this data is the worst emission level.
- C.F (Correction Factor) = Antenna Factor (dB/m) + Cable Loss (dB) – Pre-amplifier(dB).
- Measurement(dB μ V/m) = Reading(dB μ V) + C.F (Correction Factor).

EUT	ACCESS POINT	Date of Test	2022-01-06
Factor	BBHA 9120D (1GHz~18GHz)_2021	Temp. / Humidity	25.4°C/45.9%
Polarity	Horizontal	Site / Test Engineer	AC1 / Jay Chu
Test Mode	Transmit by 802.11ac-VHT40 at Channel 5550MHz	Test Voltage	120V/60Hz

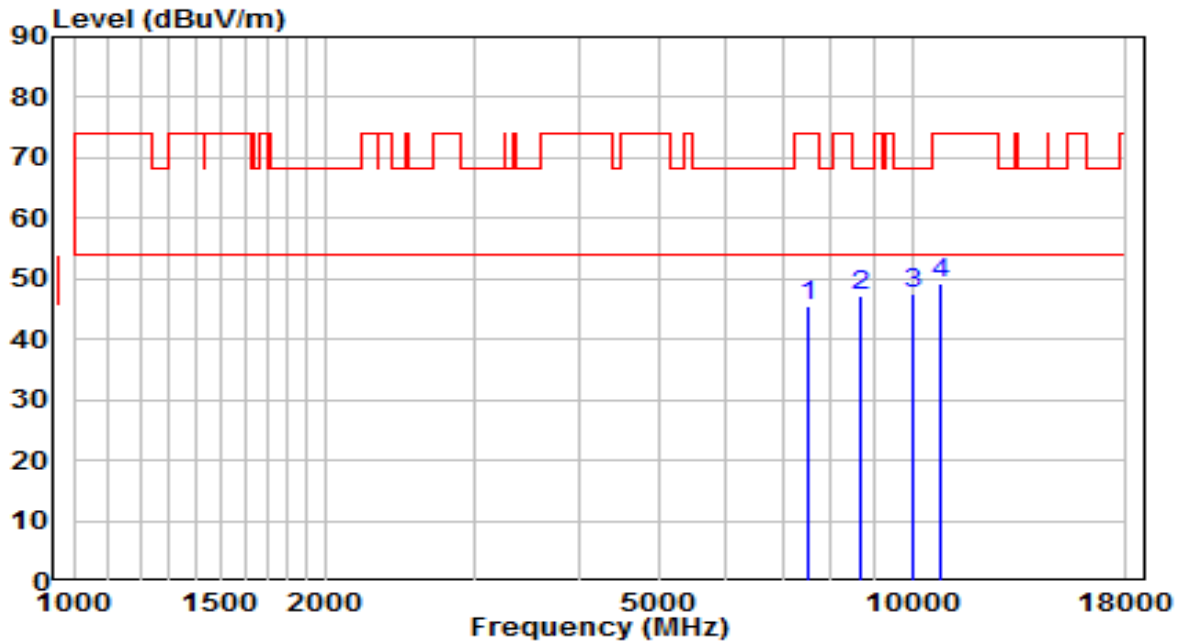


No	Frequency (MHz)	Reading (dB μ V)	C.F (dB/m)	Measurement (dB μ V/m)	Margin (dB)	Limit (dB μ V/m)	Remark (QP/PK/AV)
1	7443.000	32.77	12.76	45.53	-28.47	74.00	Peak
2	8556.500	32.55	13.79	46.34	-21.86	68.20	Peak
3	* 9942.000	31.81	16.46	48.28	-19.92	68.20	Peak
4	10953.500	31.31	19.21	50.52	-23.48	74.00	Peak

Note:

- "*", means this data is the worst emission level.
- C.F (Correction Factor) = Antenna Factor (dB/m) + Cable Loss (dB) – Pre-amplifier(dB).
- Measurement(dB μ V/m) = Reading(dB μ V) + C.F (Correction Factor).

EUT	ACCESS POINT	Date of Test	2022-01-06
Factor	BBHA 9120D (1GHz~18GHz)_2021	Temp. / Humidity	25.4°C/45.9%
Polarity	Vertical	Site / Test Engineer	AC1 / Jay Chu
Test Mode	Transmit by 802.11ac-VHT40 at Channel 5550MHz	Test Voltage	120V/60Hz

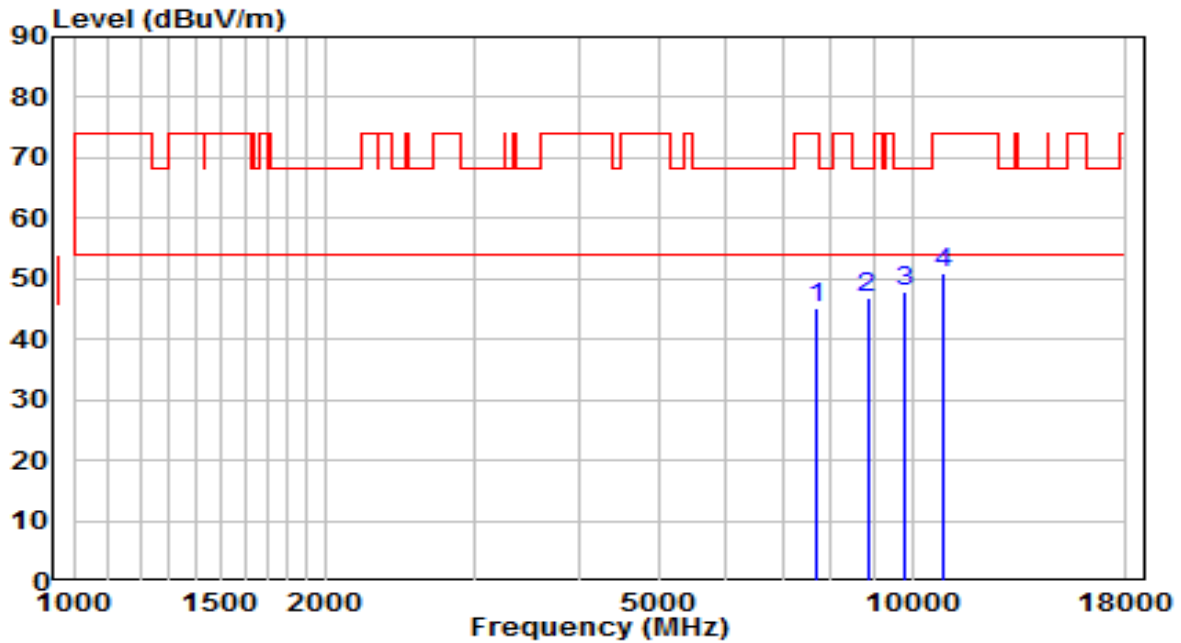


No	Frequency (MHz)	Reading (dBμV)	C.F (dB/m)	Measurement (dBμV/m)	Margin (dB)	Limit (dBμV/m)	Remark (QP/PK/AV)
1	7502.500	32.59	13.02	45.60	-28.40	74.00	Peak
2	8684.000	33.06	14.11	47.16	-21.04	68.20	Peak
3	* 10001.500	30.94	16.57	47.51	-20.69	68.20	Peak
4	10809.000	30.34	19.01	49.35	-24.65	74.00	Peak

Note:

- "*", means this data is the worst emission level.
- C.F (Correction Factor) = Antenna Factor (dB/m) + Cable Loss (dB) – Pre-amplifier(dB).
- Measurement(dBμV/m) = Reading(dBμV) + C.F (Correction Factor).

EUT	ACCESS POINT	Date of Test	2022-01-06
Factor	BBHA 9120D (1GHz~18GHz)_2021	Temp. / Humidity	25.4°C/45.9%
Polarity	Horizontal	Site / Test Engineer	AC1 / Jay Chu
Test Mode	Transmit by 802.11ac-VHT40 at Channel 5670MHz	Test Voltage	120V/60Hz

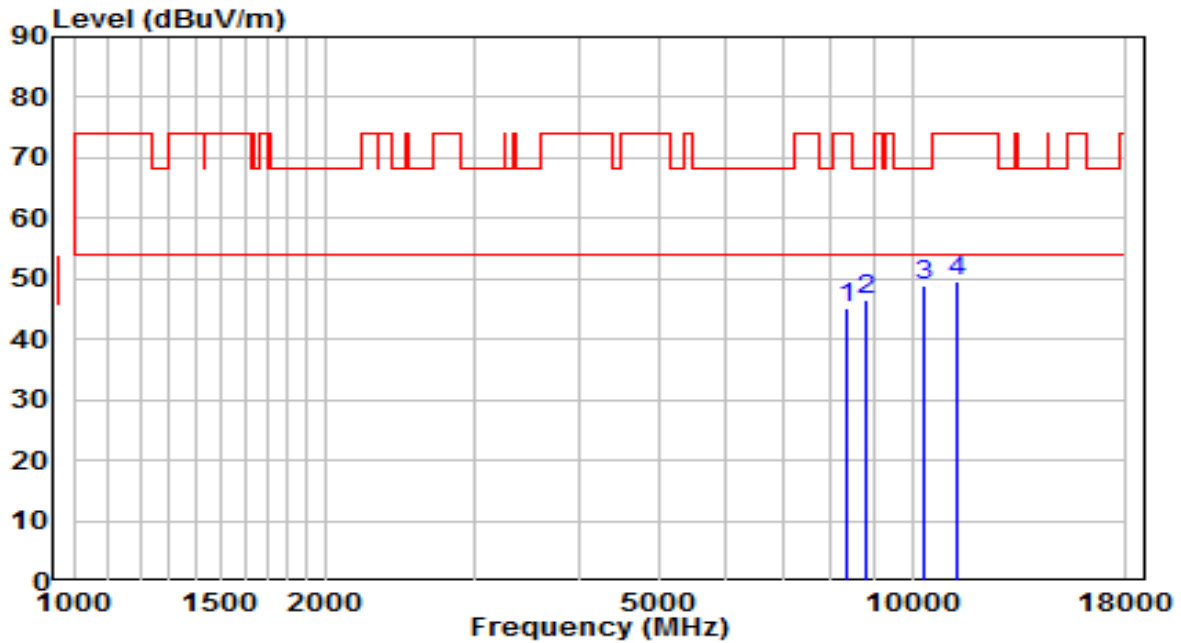


No	Frequency (MHz)	Reading (dB μ V)	C.F (dB/m)	Measurement (dB μ V/m)	Margin (dB)	Limit (dB μ V/m)	Remark (QP/PK/AV)
1	7664.000	31.99	13.15	45.14	-28.86	74.00	Peak
2	8845.500	32.34	14.50	46.84	-21.36	68.20	Peak
3	* 9831.500	31.66	16.28	47.94	-20.26	68.20	Peak
4	10860.000	31.70	19.08	50.78	-23.22	74.00	Peak

Note:

- "*", means this data is the worst emission level.
- C.F (Correction Factor) = Antenna Factor (dB/m) + Cable Loss (dB) – Pre-amplifier(dB).
- Measurement(dB μ V/m) = Reading(dB μ V) + C.F (Correction Factor).

EUT	ACCESS POINT	Date of Test	2022-01-06
Factor	BBHA 9120D (1GHz~18GHz)_2021	Temp. / Humidity	25.4°C/45.9%
Polarity	Vertical	Site / Test Engineer	AC1 / Jay Chu
Test Mode	Transmit by 802.11ac-VHT40 at Channel 5670MHz	Test Voltage	120V/60Hz

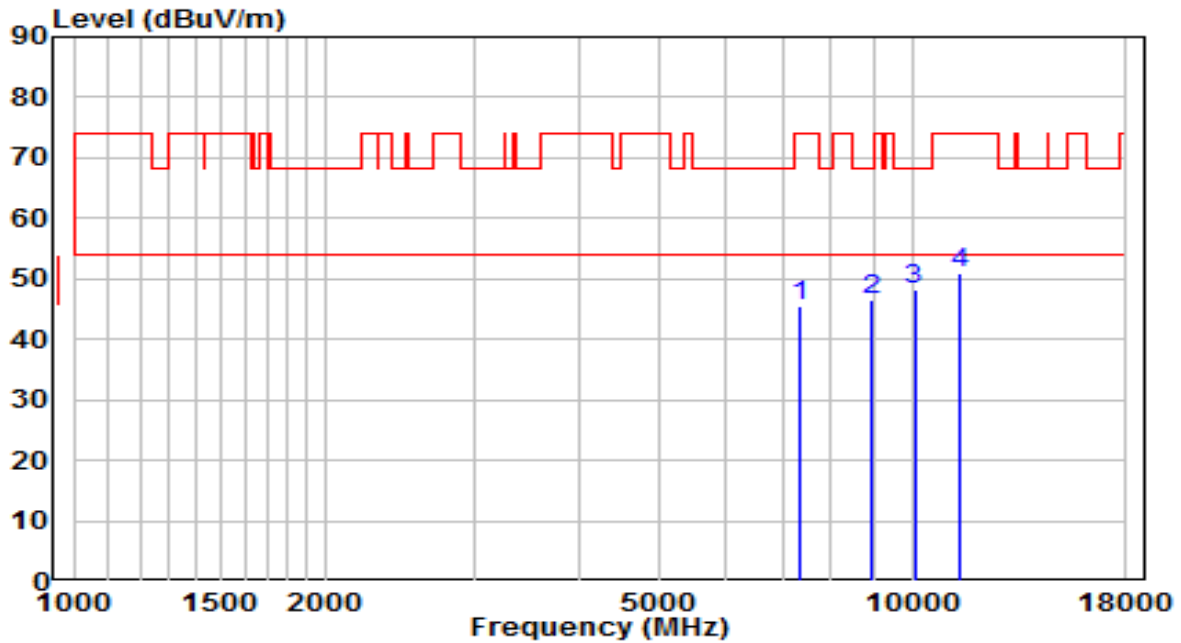


No	Frequency (MHz)	Reading (dB μ V)	C.F (dB/m)	Measurement (dB μ V/m)	Margin (dB)	Limit (dB μ V/m)	Remark (QP/PK/AV)
1	8327.000	31.50	13.58	45.07	-28.93	74.00	Peak
2	8794.500	32.02	14.38	46.39	-21.81	68.20	Peak
3	* 10316.000	31.24	17.83	49.07	-19.13	68.20	Peak
4	11353.000	29.77	19.82	49.59	-24.41	74.00	Peak

Note:

- "*", means this data is the worst emission level.
- C.F (Correction Factor) = Antenna Factor (dB/m) + Cable Loss (dB) – Pre-amplifier(dB).
- Measurement(dB μ V/m) = Reading(dB μ V) + C.F (Correction Factor).

EUT	ACCESS POINT	Date of Test	2022-01-06
Factor	BBHA 9120D (1GHz~18GHz)_2021	Temp. / Humidity	25.4°C/45.9%
Polarity	Horizontal	Site / Test Engineer	AC1 / Jay Chu
Test Mode	Transmit by 802.11ac-VHT40 at Channel 5710MHz	Test Voltage	120V/60Hz

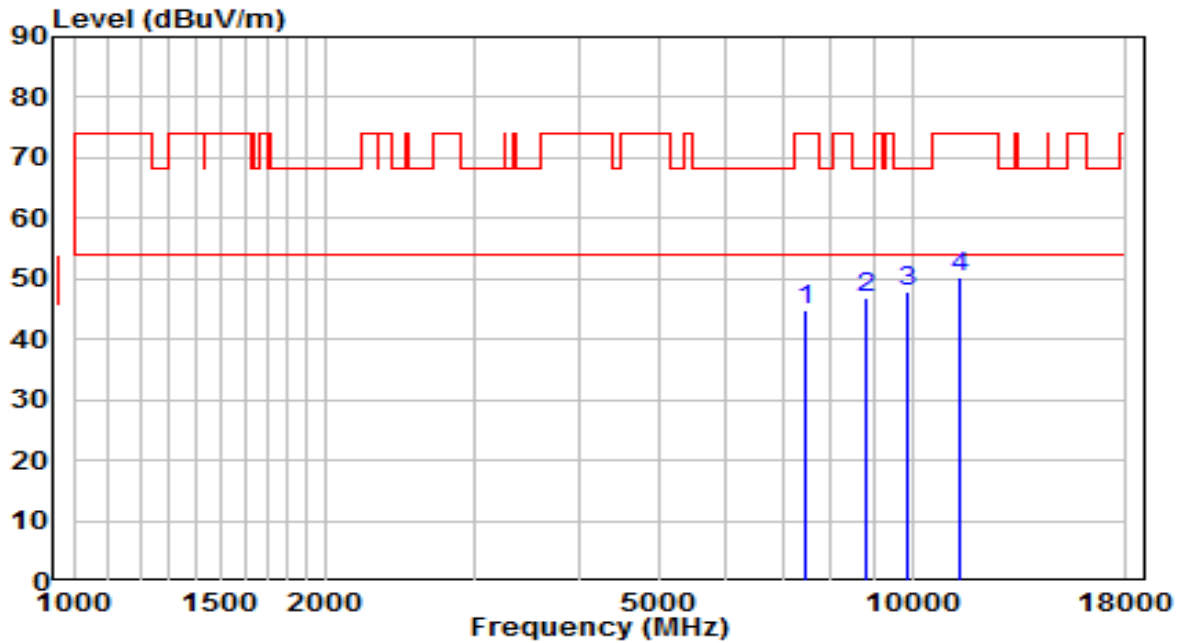


No	Frequency (MHz)	Reading (dB μ V)	C.F (dB/m)	Measurement (dB μ V/m)	Margin (dB)	Limit (dB μ V/m)	Remark (QP/PK/AV)
1	7358.000	33.09	12.39	45.48	-28.52	74.00	Peak
2	8913.500	31.93	14.67	46.60	-21.60	68.20	Peak
3	* 10061.000	31.28	16.81	48.09	-20.11	68.20	Peak
4	11421.000	30.92	19.93	50.85	-23.15	74.00	Peak

Note:

- "*", means this data is the worst emission level.
- C.F (Correction Factor) = Antenna Factor (dB/m) + Cable Loss (dB) – Pre-amplifier(dB).
- Measurement(dB μ V/m) = Reading(dB μ V) + C.F (Correction Factor).

EUT	ACCESS POINT	Date of Test	2022-01-06
Factor	BBHA 9120D (1GHz~18GHz)_2021	Temp. / Humidity	25.4°C/45.9%
Polarity	Vertical	Site / Test Engineer	AC1 / Jay Chu
Test Mode	Transmit by 802.11ac-VHT40 at Channel 5710MHz	Test Voltage	120V/60Hz

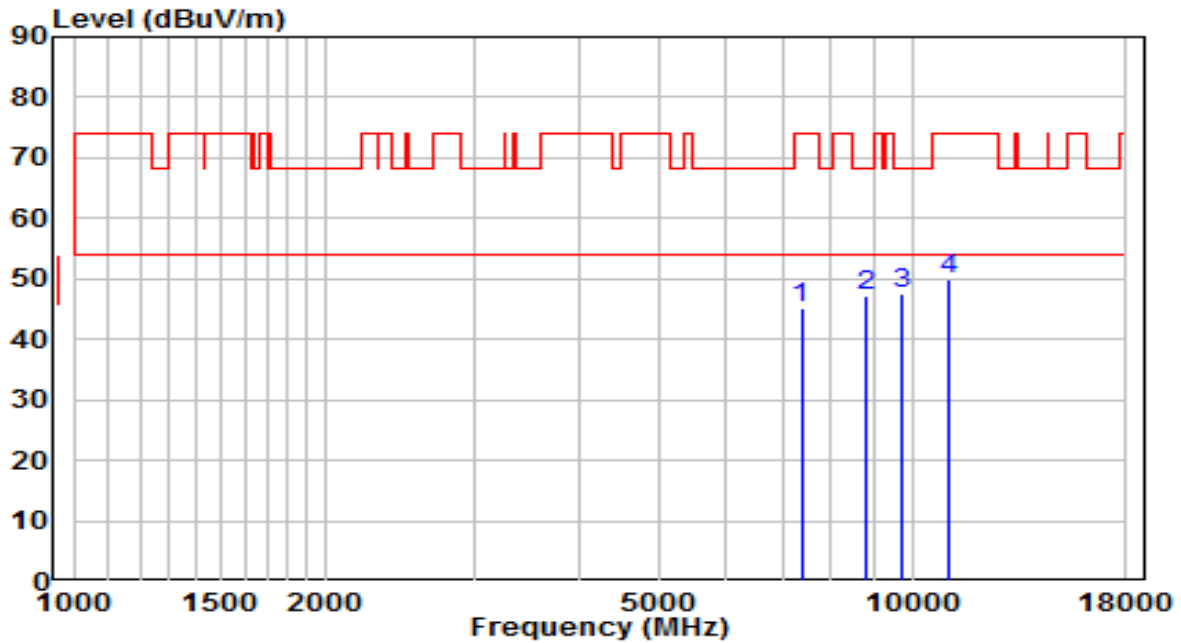


No	Frequency (MHz)	Reading (dB μ V)	C.F (dB/m)	Measurement (dB μ V/m)	Margin (dB)	Limit (dB μ V/m)	Remark (QP/PK/AV)
1	7485.500	31.86	12.95	44.81	-29.19	74.00	Peak
2	8828.500	32.32	14.46	46.78	-21.42	68.20	Peak
3	* 9882.500	31.54	16.36	47.91	-20.29	68.20	Peak
4	11421.000	30.39	19.93	50.32	-23.68	74.00	Peak

Note:

- "*", means this data is the worst emission level.
- C.F (Correction Factor) = Antenna Factor (dB/m) + Cable Loss (dB) – Pre-amplifier(dB).
- Measurement(dB μ V/m) = Reading(dB μ V) + C.F (Correction Factor).

EUT	ACCESS POINT	Date of Test	2022-01-06
Factor	BBHA 9120D (1GHz~18GHz)_2021	Temp. / Humidity	25.4°C/45.9%
Polarity	Horizontal	Site / Test Engineer	AC1 / Jay Chu
Test Mode	Transmit by 802.11ac-VHT40 at Channel 5755MHz	Test Voltage	120V/60Hz

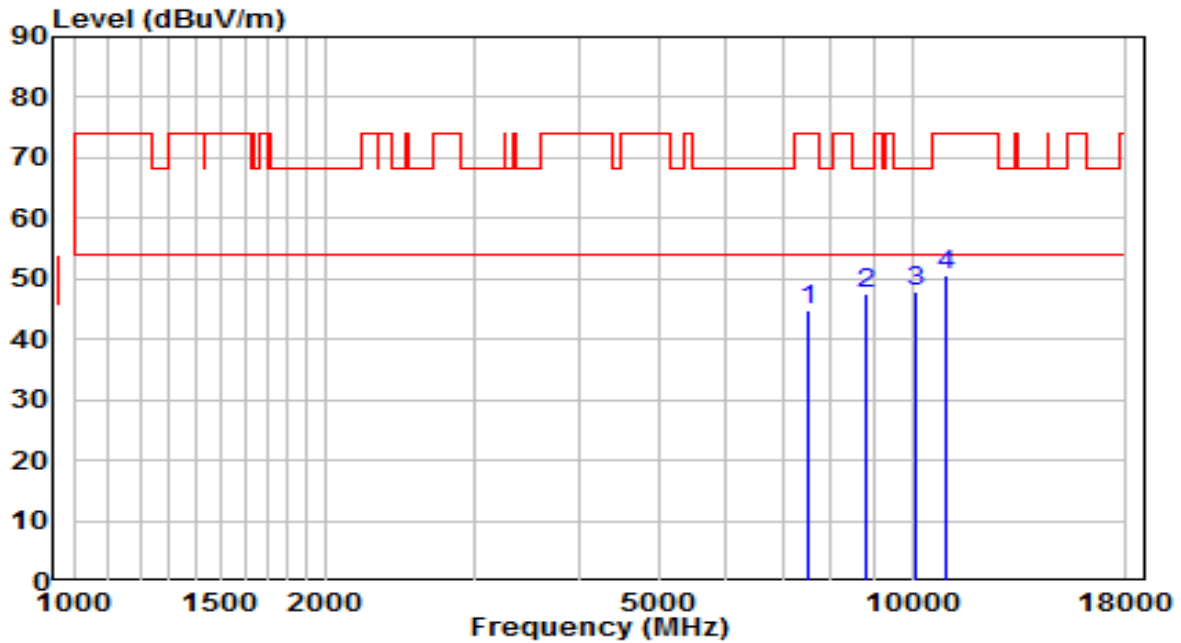


No	Frequency (MHz)	Reading (dB μ V)	C.F (dB/m)	Measurement (dB μ V/m)	Margin (dB)	Limit (dB μ V/m)	Remark (QP/PK/AV)
1	7375.000	32.76	12.46	45.22	-28.78	74.00	Peak
2	8794.500	32.96	14.38	47.33	-20.87	68.20	Peak
3	* 9755.000	31.53	16.15	47.68	-20.52	68.20	Peak
4	11047.000	30.40	19.35	49.76	-24.24	74.00	Peak

Note:

- "*", means this data is the worst emission level.
- C.F (Correction Factor) = Antenna Factor (dB/m) + Cable Loss (dB) – Pre-amplifier(dB).
- Measurement(dB μ V/m) = Reading(dB μ V) + C.F (Correction Factor).

EUT	ACCESS POINT	Date of Test	2022-01-06
Factor	BBHA 9120D (1GHz~18GHz)_2021	Temp. / Humidity	25.4°C/45.9%
Polarity	Vertical	Site / Test Engineer	AC1 / Jay Chu
Test Mode	Transmit by 802.11ac-VHT40 at Channel 5755MHz	Test Voltage	120V/60Hz

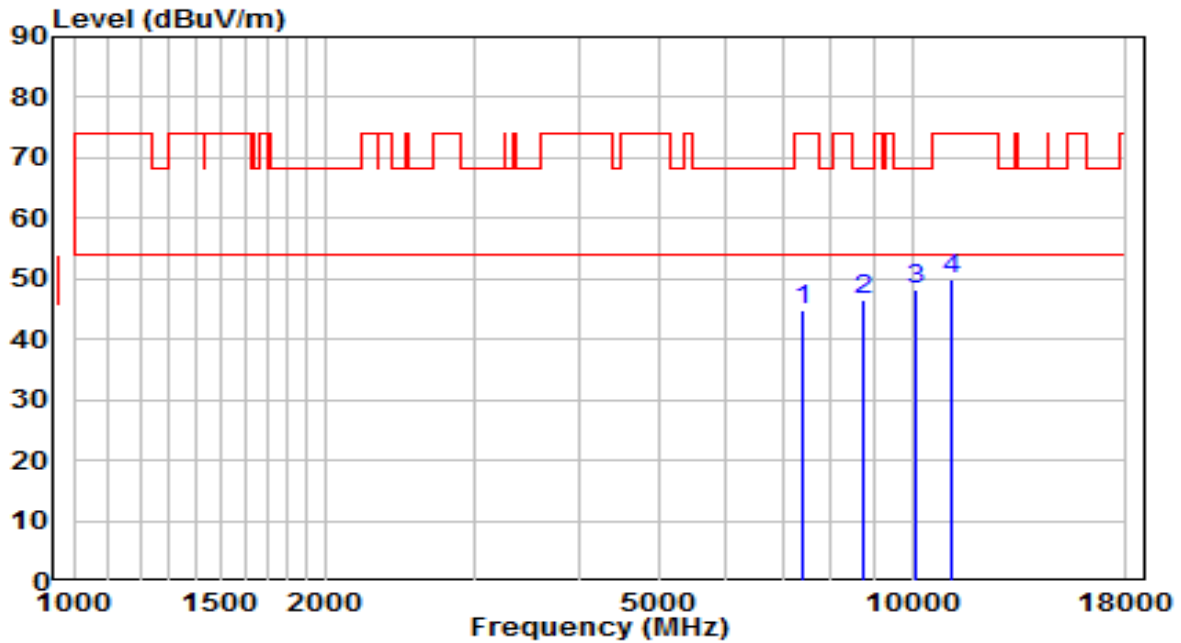


No	Frequency (MHz)	Reading (dB μ V)	C.F (dB/m)	Measurement (dB μ V/m)	Margin (dB)	Limit (dB μ V/m)	Remark (QP/PK/AV)
1	7511.000	31.80	13.02	44.82	-29.18	74.00	Peak
2	8803.000	32.99	14.40	47.39	-20.81	68.20	Peak
3	* 10095.000	30.83	16.94	47.77	-20.43	68.20	Peak
4	10987.500	31.22	19.26	50.48	-23.52	74.00	Peak

Note:

- "*", means this data is the worst emission level.
- C.F (Correction Factor) = Antenna Factor (dB/m) + Cable Loss (dB) – Pre-amplifier(dB).
- Measurement(dB μ V/m) = Reading(dB μ V) + C.F (Correction Factor).

EUT	ACCESS POINT	Date of Test	2022-01-06
Factor	BBHA 9120D (1GHz~18GHz)_2021	Temp. / Humidity	25.4°C/45.9%
Polarity	Horizontal	Site / Test Engineer	AC1 / Jay Chu
Test Mode	Transmit by 802.11ac-VHT40 at Channel 5795MHz	Test Voltage	120V/60Hz

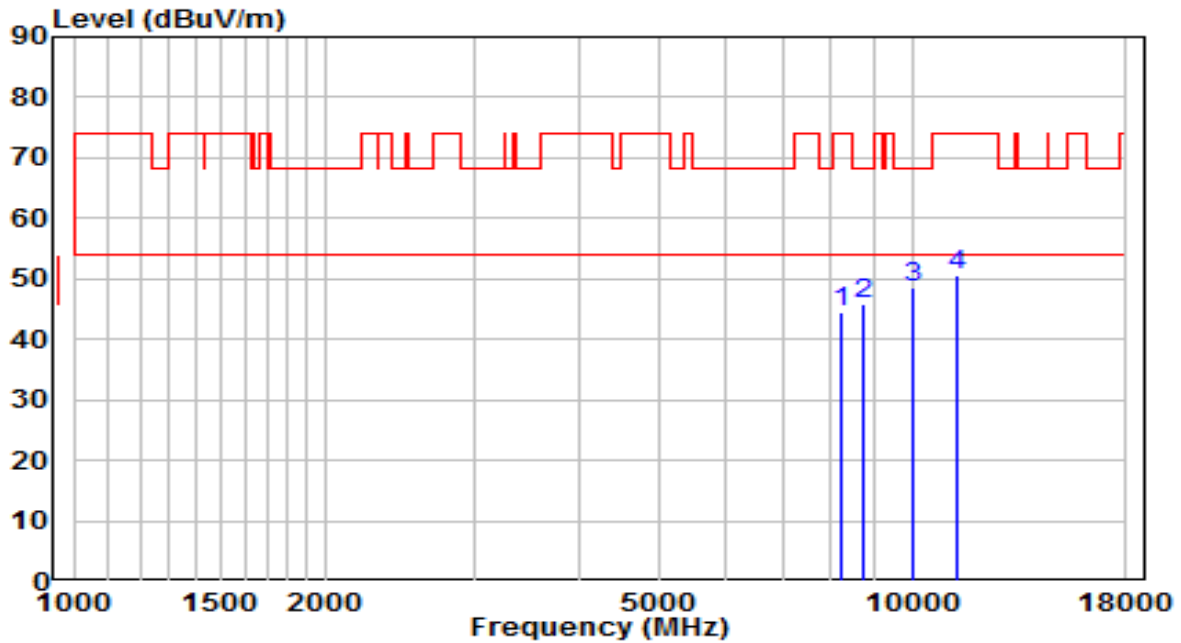


No	Frequency (MHz)	Reading (dB μ V)	C.F (dB/m)	Measurement (dB μ V/m)	Margin (dB)	Limit (dB μ V/m)	Remark (QP/PK/AV)
1	7400.500	32.24	12.57	44.82	-29.18	74.00	Peak
2	8718.000	32.19	14.19	46.38	-21.82	68.20	Peak
3	* 10120.500	31.11	17.04	48.16	-20.04	68.20	Peak
4	11166.000	30.51	19.54	50.05	-23.95	74.00	Peak

Note:

- "*", means this data is the worst emission level.
- C.F (Correction Factor) = Antenna Factor (dB/m) + Cable Loss (dB) – Pre-amplifier(dB).
- Measurement(dB μ V/m) = Reading(dB μ V) + C.F (Correction Factor).

EUT	ACCESS POINT	Date of Test	2022-01-06
Factor	BBHA 9120D (1GHz~18GHz)_2021	Temp. / Humidity	25.4°C/45.9%
Polarity	Vertical	Site / Test Engineer	AC1 / Jay Chu
Test Mode	Transmit by 802.11ac-VHT40 at Channel 5795MHz	Test Voltage	120V/60Hz

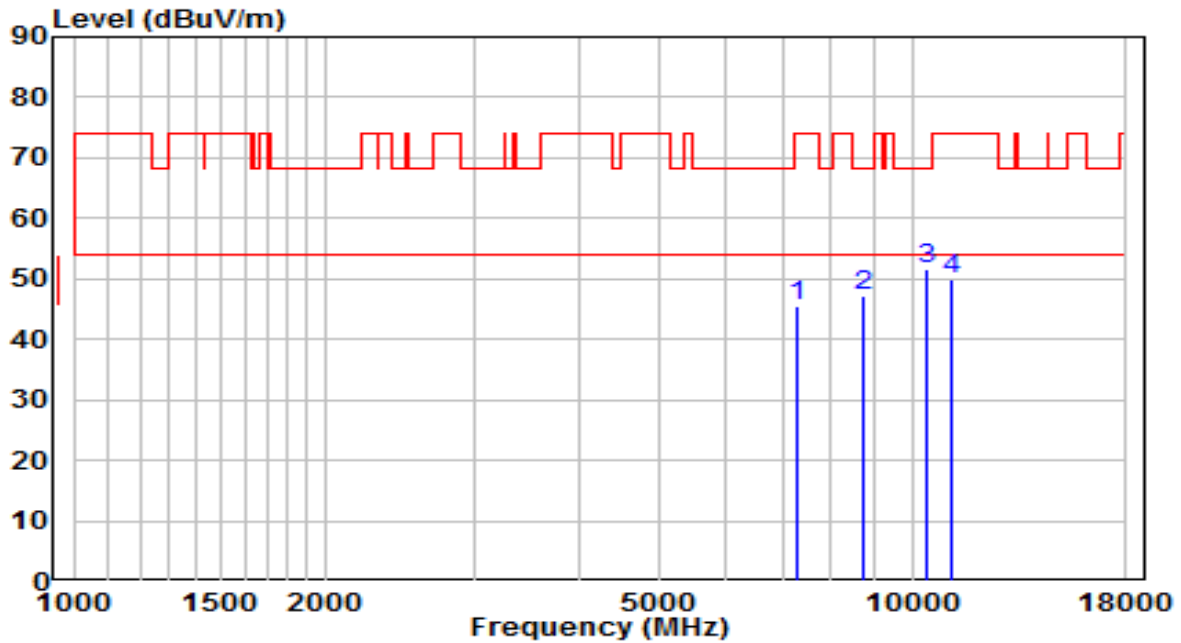


No	Frequency (MHz)	Reading (dB μ V)	C.F (dB/m)	Measurement (dB μ V/m)	Margin (dB)	Limit (dB μ V/m)	Remark (QP/PK/AV)
1	8242.000	30.83	13.54	44.37	-29.63	74.00	Peak
2	8735.000	31.48	14.23	45.72	-22.48	68.20	Peak
3	* 10052.500	31.76	16.77	48.53	-19.67	68.20	Peak
4	11310.500	30.84	19.76	50.60	-23.40	74.00	Peak

Note:

- "*", means this data is the worst emission level.
- C.F (Correction Factor) = Antenna Factor (dB/m) + Cable Loss (dB) – Pre-amplifier(dB).
- Measurement(dB μ V/m) = Reading(dB μ V) + C.F (Correction Factor).

EUT	ACCESS POINT	Date of Test	2022-01-06
Factor	BBHA 9120D (1GHz~18GHz)_2021	Temp. / Humidity	25.4°C/45.9%
Polarity	Horizontal	Site / Test Engineer	AC1 / Jay Chu
Test Mode	Transmit by 802.11ac-VHT80 at Channel 5210MHz	Test Voltage	120V/60Hz

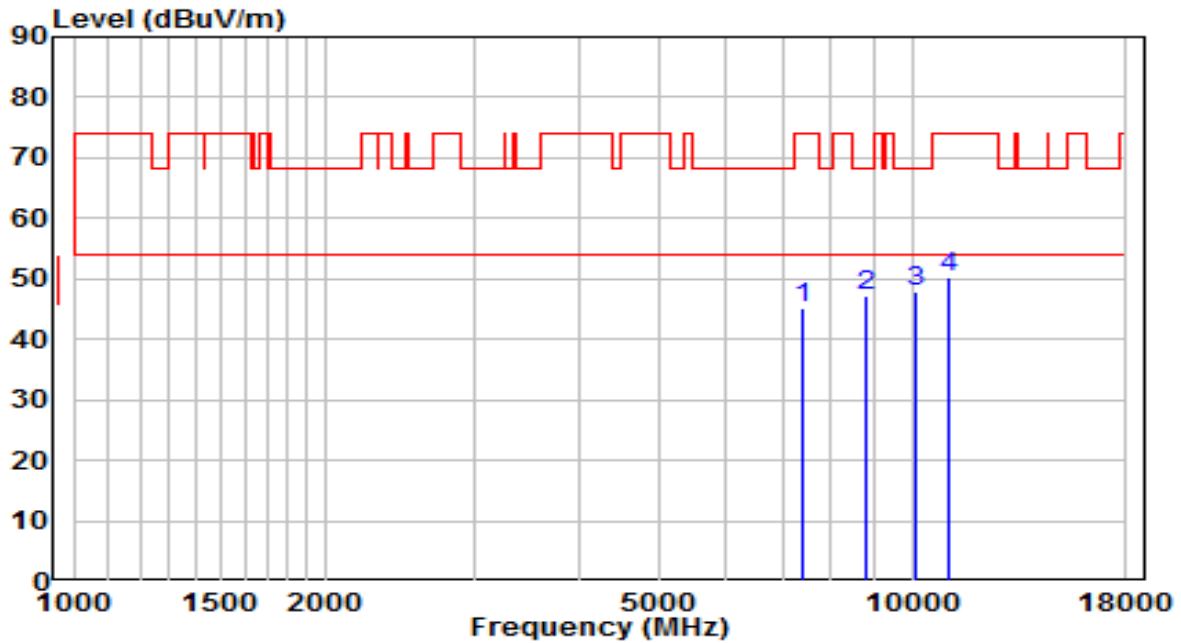


No	Frequency (MHz)	Reading (dB μ V)	C.F (dB/m)	Measurement (dB μ V/m)	Margin (dB)	Limit (dB μ V/m)	Remark (QP/PK/AV)
1	7290.000	33.57	12.08	45.66	-28.34	74.00	Peak
2	8769.000	32.77	14.31	47.08	-21.12	68.20	Peak
3	* 10418.000	33.34	18.24	51.58	-16.62	68.20	Peak
4	11132.000	30.57	19.48	50.05	-23.95	74.00	Peak

Note:

- "*", means this data is the worst emission level.
- C.F (Correction Factor) = Antenna Factor (dB/m) + Cable Loss (dB) – Pre-amplifier(dB).
- Measurement(dB μ V/m) = Reading(dB μ V) + C.F (Correction Factor).

EUT	ACCESS POINT	Date of Test	2022-01-06
Factor	BBHA 9120D (1GHz~18GHz)_2021	Temp. / Humidity	25.4°C/45.9%
Polarity	Vertical	Site / Test Engineer	AC1 / Jay Chu
Test Mode	Transmit by 802.11ac-VHT80 at Channel 5210MHz	Test Voltage	120V/60Hz

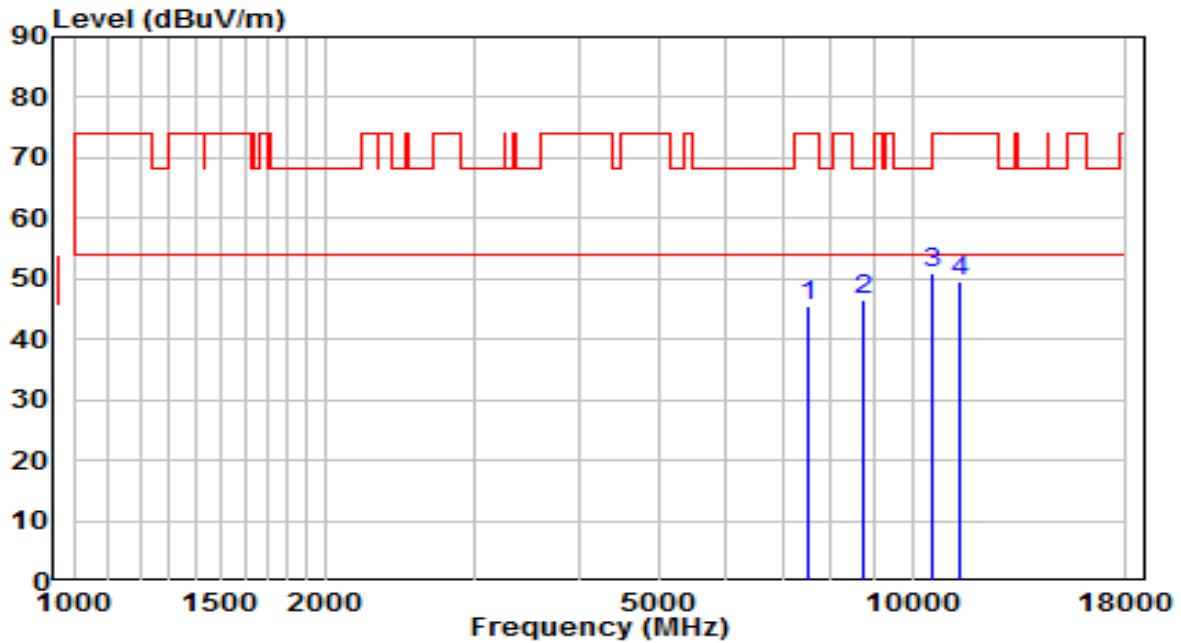


No	Frequency (MHz)	Reading (dB μ V)	C.F (dB/m)	Measurement (dB μ V/m)	Margin (dB)	Limit (dB μ V/m)	Remark (QP/PK/AV)
1	7400.500	32.71	12.57	45.29	-28.71	74.00	Peak
2	8828.500	32.80	14.46	47.26	-20.94	68.20	Peak
3	* 10120.500	30.99	17.04	48.03	-20.17	68.20	Peak
4	11038.500	30.99	19.34	50.33	-23.67	74.00	Peak

Note:

- "*", means this data is the worst emission level.
- C.F (Correction Factor) = Antenna Factor (dB/m) + Cable Loss (dB) – Pre-amplifier(dB).
- Measurement(dB μ V/m) = Reading(dB μ V) + C.F (Correction Factor).

EUT	ACCESS POINT	Date of Test	2022-01-06
Factor	BBHA 9120D (1GHz~18GHz)_2021	Temp. / Humidity	25.4°C/45.9%
Polarity	Horizontal	Site / Test Engineer	AC1 / Jay Chu
Test Mode	Transmit by 802.11ac-VHT80 at Channel 5290MHz	Test Voltage	120V/60Hz

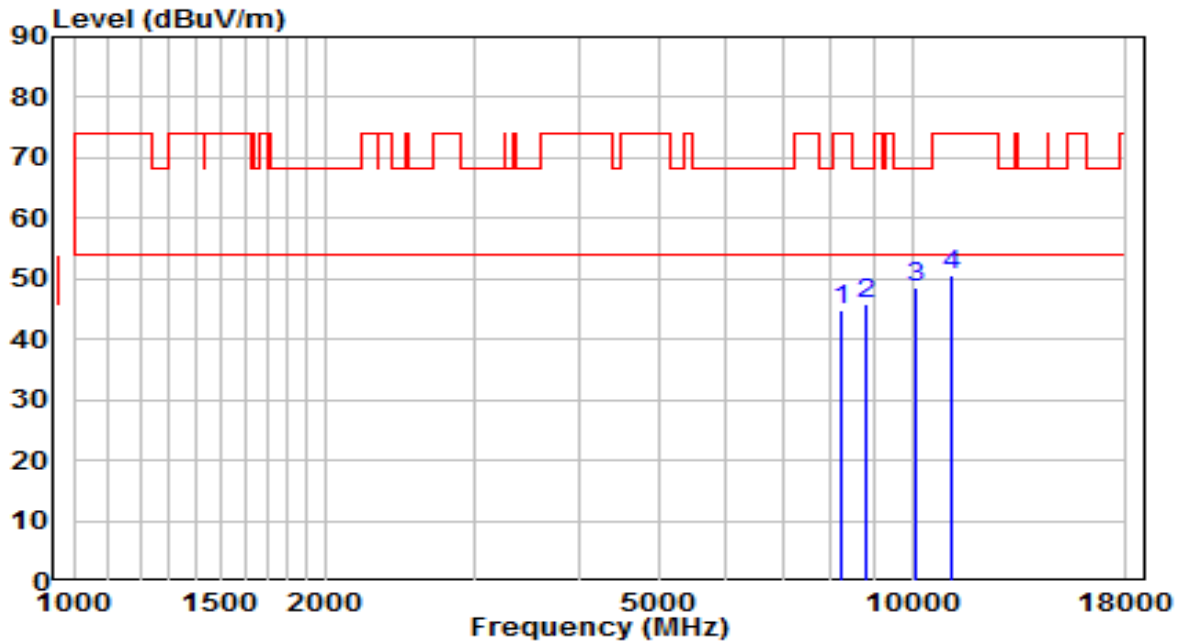


No	Frequency (MHz)	Reading (dB μ V)	C.F (dB/m)	Measurement (dB μ V/m)	Margin (dB)	Limit (dB μ V/m)	Remark (QP/PK/AV)
1	7528.000	32.44	13.04	45.48	-28.52	74.00	Peak
2	8718.000	32.46	14.19	46.65	-21.55	68.20	Peak
3	* 10579.500	32.23	18.68	50.91	-17.29	68.20	Peak
4	11387.000	29.62	19.88	49.50	-24.50	74.00	Peak

Note:

- "*", means this data is the worst emission level.
- C.F (Correction Factor) = Antenna Factor (dB/m) + Cable Loss (dB) – Pre-amplifier(dB).
- Measurement(dB μ V/m) = Reading(dB μ V) + C.F (Correction Factor).

EUT	ACCESS POINT	Date of Test	2022-01-06
Factor	BBHA 9120D (1GHz~18GHz)_2021	Temp. / Humidity	25.4°C/45.9%
Polarity	Vertical	Site / Test Engineer	AC1 / Jay Chu
Test Mode	Transmit by 802.11ac-VHT80 at Channel 5290MHz	Test Voltage	120V/60Hz

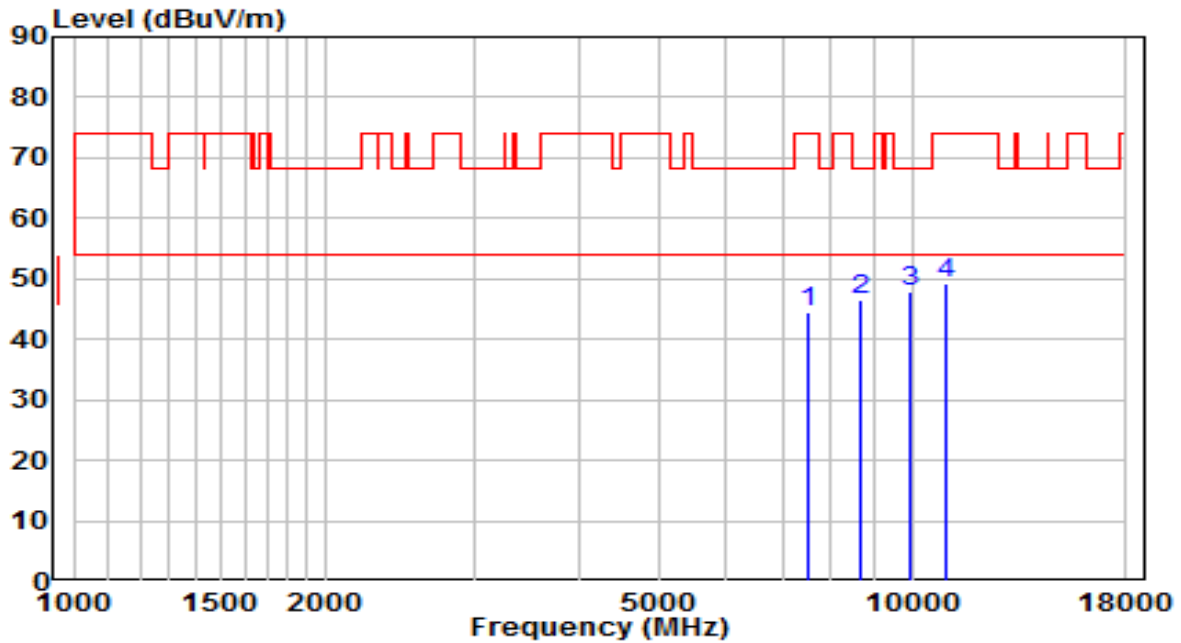


No	Frequency (MHz)	Reading (dB μ V)	C.F (dB/m)	Measurement (dB μ V/m)	Margin (dB)	Limit (dB μ V/m)	Remark (QP/PK/AV)
1	8259.000	31.45	13.55	45.00	-29.00	74.00	Peak
2	8837.000	31.46	14.48	45.94	-22.26	68.20	Peak
3	* 10129.000	31.66	17.08	48.73	-19.47	68.20	Peak
4	11157.500	31.23	19.52	50.75	-23.25	74.00	Peak

Note:

- "*", means this data is the worst emission level.
- C.F (Correction Factor) = Antenna Factor (dB/m) + Cable Loss (dB) – Pre-amplifier(dB).
- Measurement(dB μ V/m) = Reading(dB μ V) + C.F (Correction Factor).

EUT	ACCESS POINT	Date of Test	2022-01-06
Factor	BBHA 9120D (1GHz~18GHz)_2021	Temp. / Humidity	25.4°C/45.9%
Polarity	Horizontal	Site / Test Engineer	AC1 / Jay Chu
Test Mode	Transmit by 802.11ac-VHT80 at Channel 5530MHz	Test Voltage	120V/60Hz

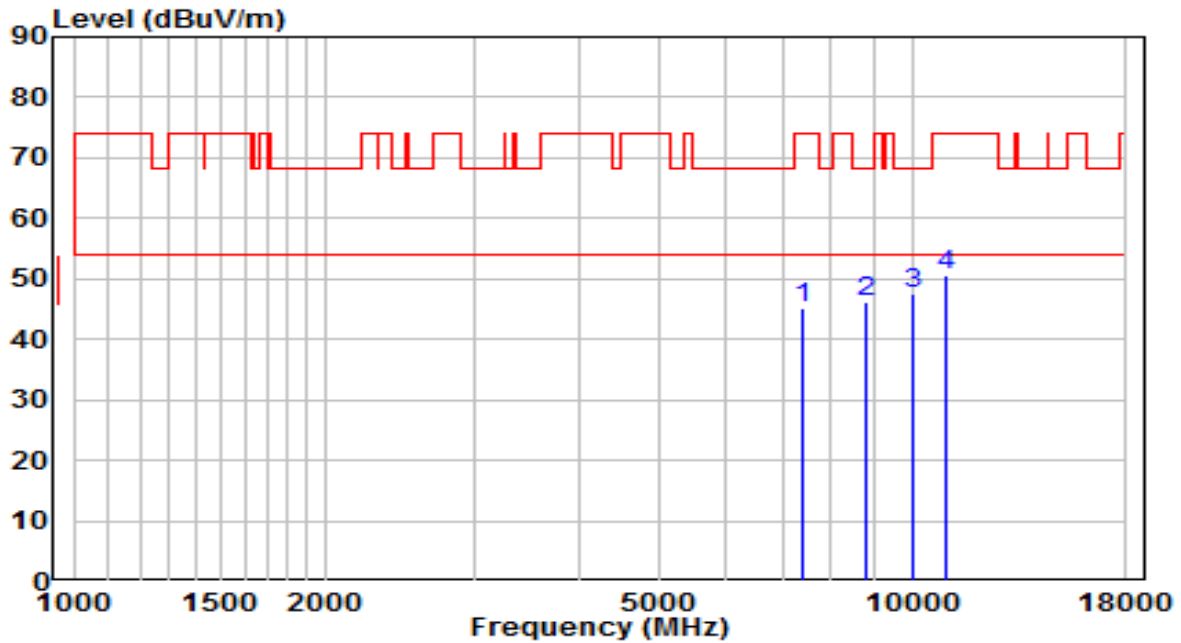


No	Frequency (MHz)	Reading (dBμV)	C.F (dB/m)	Measurement (dBμV/m)	Margin (dB)	Limit (dBμV/m)	Remark (QP/PK/AV)
1	7502.500	31.31	13.02	44.33	-29.67	74.00	Peak
2	8684.000	32.30	14.11	46.40	-21.80	68.20	Peak
3	* 9967.500	31.29	16.51	47.79	-20.41	68.20	Peak
4	11004.500	30.12	19.29	49.40	-24.60	74.00	Peak

Note:

- "*", means this data is the worst emission level.
- C.F (Correction Factor) = Antenna Factor (dB/m) + Cable Loss (dB) – Pre-amplifier(dB).
- Measurement(dBμV/m) = Reading(dBμV) + C.F (Correction Factor).

EUT	ACCESS POINT	Date of Test	2022-01-06
Factor	BBHA 9120D (1GHz~18GHz)_2021	Temp. / Humidity	25.4°C/45.9%
Polarity	Vertical	Site / Test Engineer	AC1 / Jay Chu
Test Mode	Transmit by 802.11ac-VHT80 at Channel 5530MHz	Test Voltage	120V/60Hz

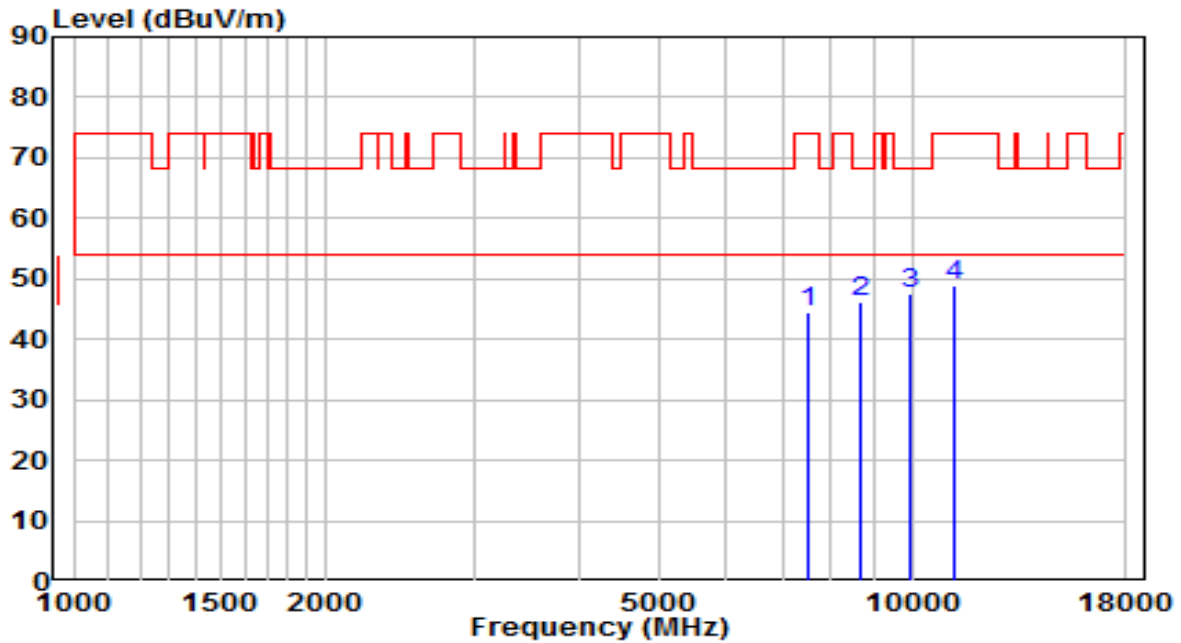


No	Frequency (MHz)	Reading (dB μ V)	C.F (dB/m)	Measurement (dB μ V/m)	Margin (dB)	Limit (dB μ V/m)	Remark (QP/PK/AV)
1	7383.500	32.63	12.50	45.13	-28.87	74.00	Peak
2	8820.000	31.75	14.44	46.19	-22.01	68.20	Peak
3	* 10027.000	30.85	16.67	47.52	-20.68	68.20	Peak
4	11013.000	31.23	19.30	50.53	-23.47	74.00	Peak

Note:

- "*", means this data is the worst emission level.
- C.F (Correction Factor) = Antenna Factor (dB/m) + Cable Loss (dB) – Pre-amplifier(dB).
- Measurement(dB μ V/m) = Reading(dB μ V) + C.F (Correction Factor).

EUT	ACCESS POINT	Date of Test	2022-01-06
Factor	BBHA 9120D (1GHz~18GHz)_2021	Temp. / Humidity	25.4°C/45.9%
Polarity	Horizontal	Site / Test Engineer	AC1 / Jay Chu
Test Mode	Transmit by 802.11ac-VHT80 at Channel 5610MHz	Test Voltage	120V/60Hz

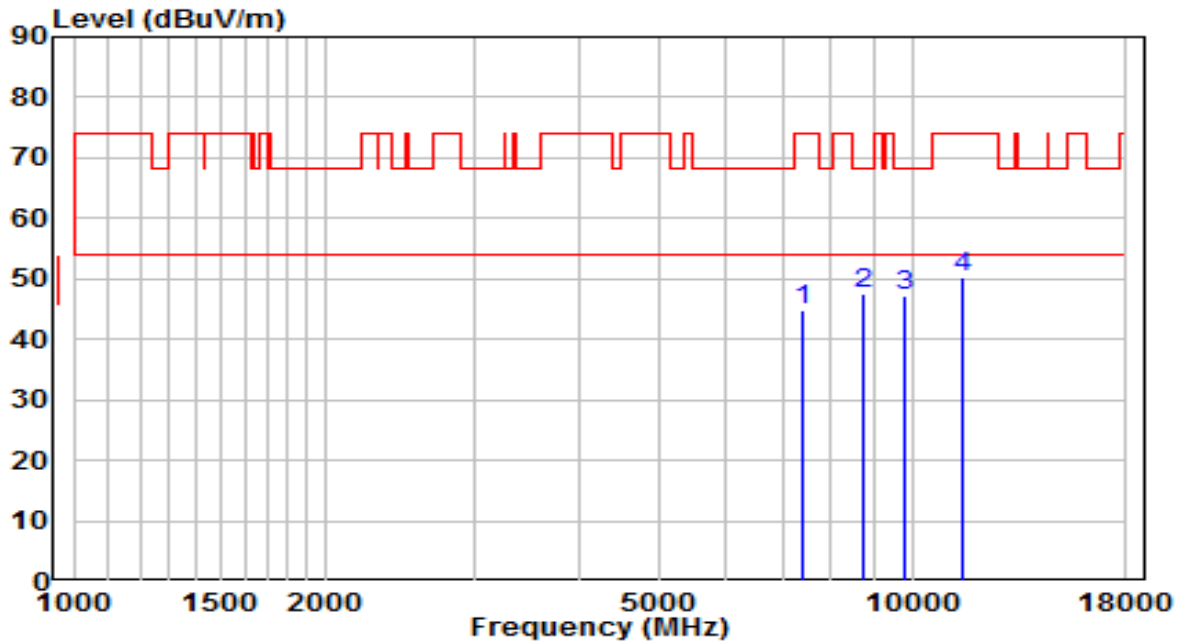


No	Frequency (MHz)	Reading (dB μ V)	C.F (dB/m)	Measurement (dB μ V/m)	Margin (dB)	Limit (dB μ V/m)	Remark (QP/PK/AV)
1	7502.500	31.33	13.02	44.35	-29.65	74.00	Peak
2	8692.500	31.92	14.13	46.05	-22.15	68.20	Peak
3	* 9942.000	31.24	16.46	47.70	-20.50	68.20	Peak
4	11259.500	29.18	19.68	48.86	-25.14	74.00	Peak

Note:

- "*", means this data is the worst emission level.
- C.F (Correction Factor) = Antenna Factor (dB/m) + Cable Loss (dB) – Pre-amplifier(dB).
- Measurement(dB μ V/m) = Reading(dB μ V) + C.F (Correction Factor).

EUT	ACCESS POINT	Date of Test	2022-01-06
Factor	BBHA 9120D (1GHz~18GHz)_2021	Temp. / Humidity	25.4°C/45.9%
Polarity	Vertical	Site / Test Engineer	AC1 / Jay Chu
Test Mode	Transmit by 802.11ac-VHT80 at Channel 5610MHz	Test Voltage	120V/60Hz

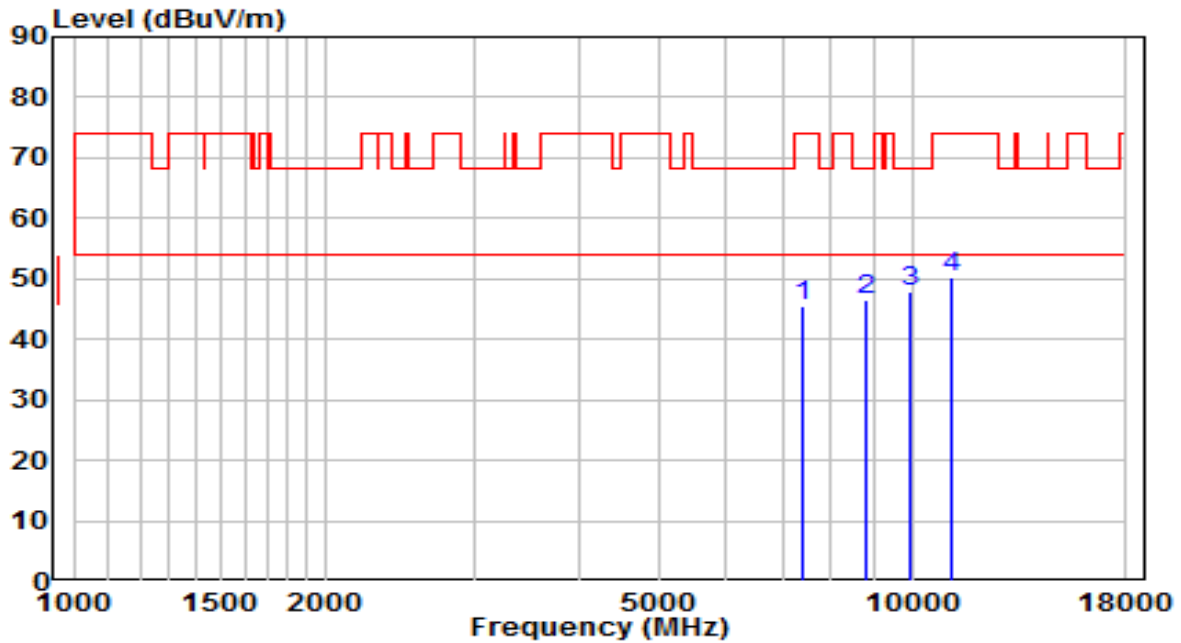


No	Frequency (MHz)	Reading (dB μ V)	C.F (dB/m)	Measurement (dB μ V/m)	Margin (dB)	Limit (dB μ V/m)	Remark (QP/PK/AV)
1	7409.000	32.18	12.61	44.79	-29.21	74.00	Peak
2	* 8752.000	33.32	14.27	47.59	-20.61	68.20	Peak
3	9823.000	30.78	16.26	47.05	-21.15	68.20	Peak
4	11455.000	30.34	19.98	50.32	-23.68	74.00	Peak

Note:

- "*", means this data is the worst emission level.
- C.F (Correction Factor) = Antenna Factor (dB/m) + Cable Loss (dB) – Pre-amplifier(dB).
- Measurement(dB μ V/m) = Reading(dB μ V) + C.F (Correction Factor).

EUT	ACCESS POINT	Date of Test	2022-01-06
Factor	BBHA 9120D (1GHz~18GHz)_2021	Temp. / Humidity	25.4°C/45.9%
Polarity	Horizontal	Site / Test Engineer	AC1 / Jay Chu
Test Mode	Transmit by 802.11ac-VHT80 at Channel 5690MHz	Test Voltage	120V/60Hz

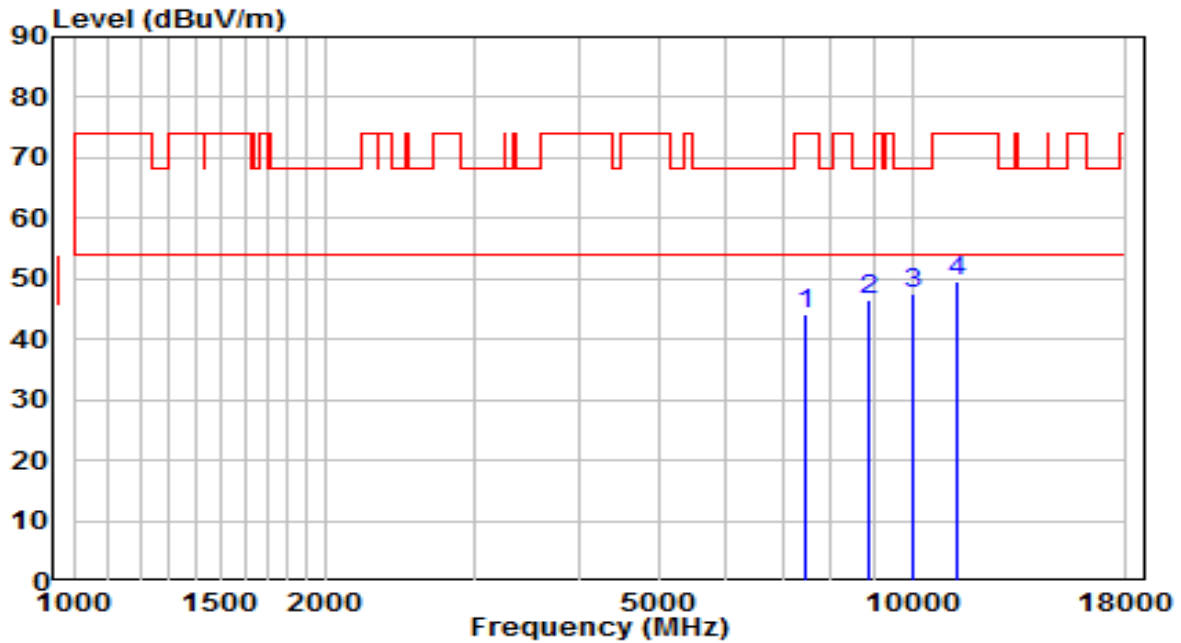


No	Frequency (MHz)	Reading (dB μ V)	C.F (dB/m)	Measurement (dB μ V/m)	Margin (dB)	Limit (dB μ V/m)	Remark (QP/PK/AV)
1	7383.500	33.08	12.50	45.58	-28.42	74.00	Peak
2	8811.500	32.27	14.42	46.69	-21.51	68.20	Peak
3	* 9967.500	31.51	16.51	48.01	-20.19	68.20	Peak
4	11132.000	30.93	19.48	50.41	-23.59	74.00	Peak

Note:

- "*", means this data is the worst emission level.
- C.F (Correction Factor) = Antenna Factor (dB/m) + Cable Loss (dB) – Pre-amplifier(dB).
- Measurement(dB μ V/m) = Reading(dB μ V) + C.F (Correction Factor).

EUT	ACCESS POINT	Date of Test	2022-01-06
Factor	BBHA 9120D (1GHz~18GHz)_2021	Temp. / Humidity	25.4°C/45.9%
Polarity	Vertical	Site / Test Engineer	AC1 / Jay Chu
Test Mode	Transmit by 802.11ac-VHT80 at Channel 5690MHz	Test Voltage	120V/60Hz

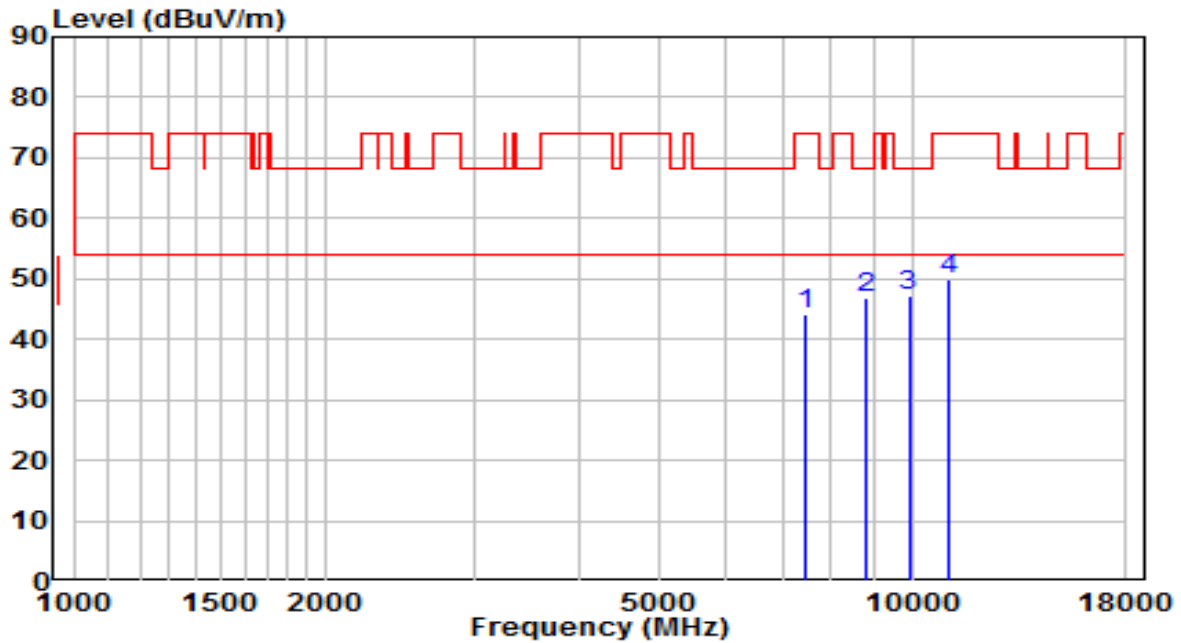


No	Frequency (MHz)	Reading (dB μ V)	C.F (dB/m)	Measurement (dB μ V/m)	Margin (dB)	Limit (dB μ V/m)	Remark (QP/PK/AV)
1	7485.500	31.34	12.95	44.29	-29.71	74.00	Peak
2	8905.000	31.81	14.65	46.46	-21.74	68.20	Peak
3	* 10027.000	30.87	16.67	47.54	-20.66	68.20	Peak
4	11353.000	29.79	19.82	49.62	-24.38	74.00	Peak

Note:

- "*", means this data is the worst emission level.
- C.F (Correction Factor) = Antenna Factor (dB/m) + Cable Loss (dB) – Pre-amplifier(dB).
- Measurement(dB μ V/m) = Reading(dB μ V) + C.F (Correction Factor).

EUT	ACCESS POINT	Date of Test	2022-01-06
Factor	BBHA 9120D (1GHz~18GHz)_2021	Temp. / Humidity	25.4°C/45.9%
Polarity	Horizontal	Site / Test Engineer	AC1 / Jay Chu
Test Mode	Transmit by 802.11ac-VHT80 at Channel 5775MHz	Test Voltage	120V/60Hz

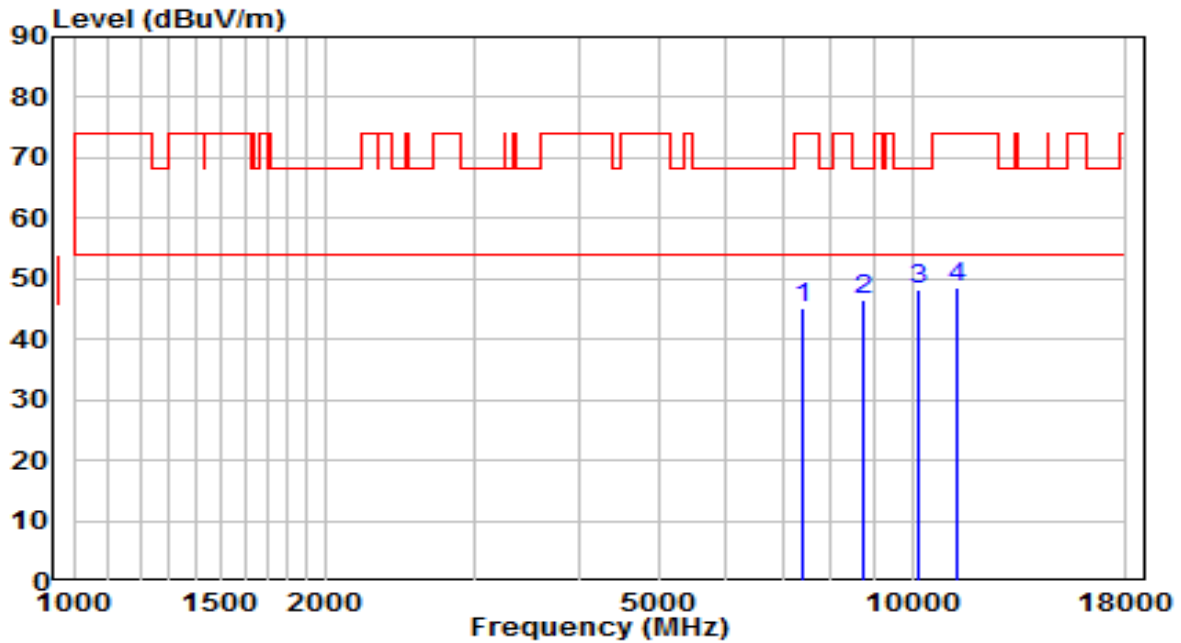


No	Frequency (MHz)	Reading (dB μ V)	C.F (dB/m)	Measurement (dB μ V/m)	Margin (dB)	Limit (dB μ V/m)	Remark (QP/PK/AV)
1	7434.500	31.54	12.72	44.26	-29.74	74.00	Peak
2	8837.000	32.53	14.48	47.01	-21.19	68.20	Peak
3	* 9908.000	30.86	16.41	47.27	-20.93	68.20	Peak
4	11030.000	30.45	19.33	49.78	-24.22	74.00	Peak

Note:

- "*", means this data is the worst emission level.
- C.F (Correction Factor) = Antenna Factor (dB/m) + Cable Loss (dB) – Pre-amplifier(dB).
- Measurement(dB μ V/m) = Reading(dB μ V) + C.F (Correction Factor).

EUT	ACCESS POINT	Date of Test	2022-01-06
Factor	BBHA 9120D (1GHz~18GHz)_2021	Temp. / Humidity	25.4°C/45.9%
Polarity	Vertical	Site / Test Engineer	AC1 / Jay Chu
Test Mode	Transmit by 802.11ac-VHT80 at Channel 5775MHz	Test Voltage	120V/60Hz

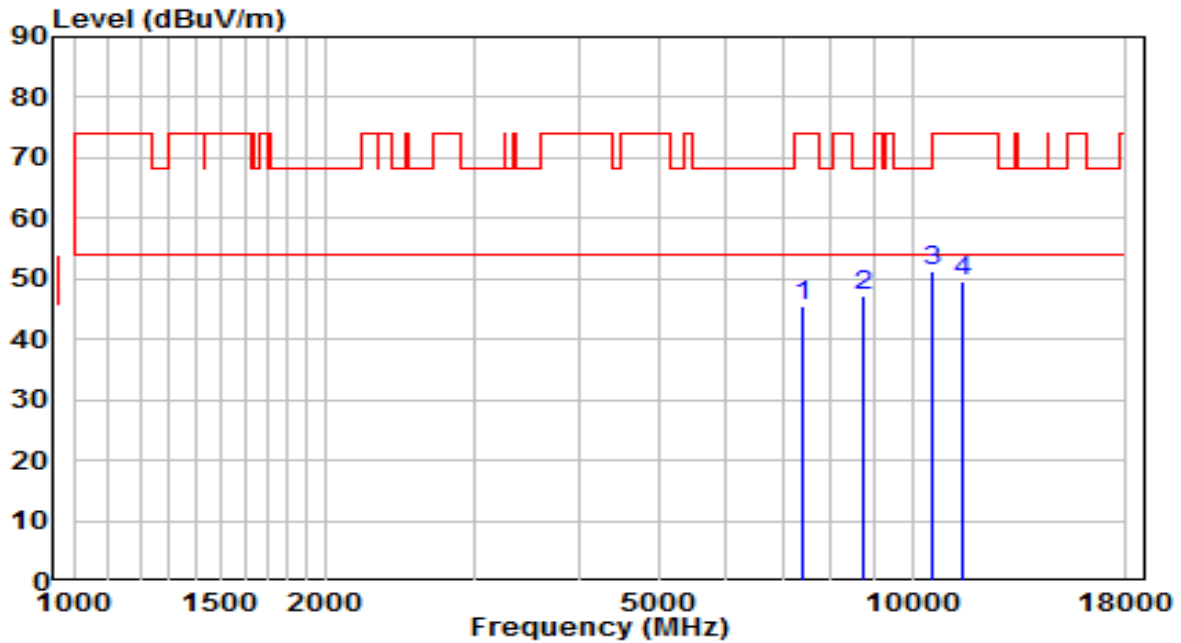


No	Frequency (MHz)	Reading (dB μ V)	C.F (dB/m)	Measurement (dB μ V/m)	Margin (dB)	Limit (dB μ V/m)	Remark (QP/PK/AV)
1	7417.500	32.67	12.65	45.32	-28.68	74.00	Peak
2	8752.000	32.23	14.27	46.51	-21.69	68.20	Peak
3	* 10171.500	30.98	17.25	48.23	-19.97	68.20	Peak
4	11353.000	28.76	19.82	48.58	-25.42	74.00	Peak

Note:

- "*", means this data is the worst emission level.
- C.F (Correction Factor) = Antenna Factor (dB/m) + Cable Loss (dB) – Pre-amplifier(dB).
- Measurement(dB μ V/m) = Reading(dB μ V) + C.F (Correction Factor).

EUT	ACCESS POINT	Date of Test	2022-01-06
Factor	BBHA 9120D (1GHz~18GHz)_2021	Temp. / Humidity	25.4°C/45.9%
Polarity	Horizontal	Site / Test Engineer	AC1 / Jay Chu
Test Mode	Transmit by 802.11ac-VHT80+80 at Channel 5210+5290MHz	Test Voltage	120V/60Hz

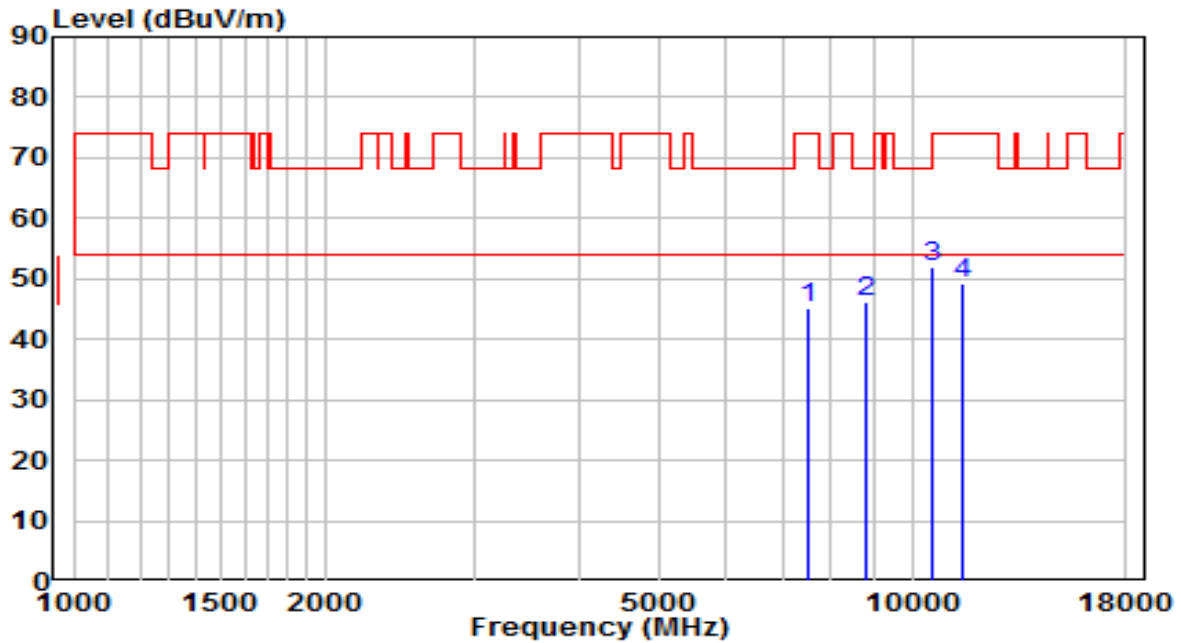


No	Frequency (MHz)	Reading (dB μ V)	C.F (dB/m)	Measurement (dB μ V/m)	Margin (dB)	Limit (dB μ V/m)	Remark (QP/PK/AV)
1	7383.500	32.96	12.50	45.46	-28.54	74.00	Peak
2	8735.000	32.84	14.23	47.07	-21.13	68.20	Peak
3	* 10579.500	32.63	18.68	51.31	-16.89	68.20	Peak
4	11497.500	29.70	20.05	49.74	-24.26	74.00	Peak

Note:

- "*", means this data is the worst emission level.
- C.F (Correction Factor) = Antenna Factor (dB/m) + Cable Loss (dB) – Pre-amplifier(dB).
- Measurement(dB μ V/m) = Reading(dB μ V) + C.F (Correction Factor).

EUT	ACCESS POINT	Date of Test	2022-01-06
Factor	BBHA 9120D (1GHz~18GHz)_2021	Temp. / Humidity	25.4°C/45.9%
Polarity	Vertical	Site / Test Engineer	AC1 / Jay Chu
Test Mode	Transmit by 802.11ac-VHT80+80 at Channel 5210+5290MHz	Test Voltage	120V/60Hz

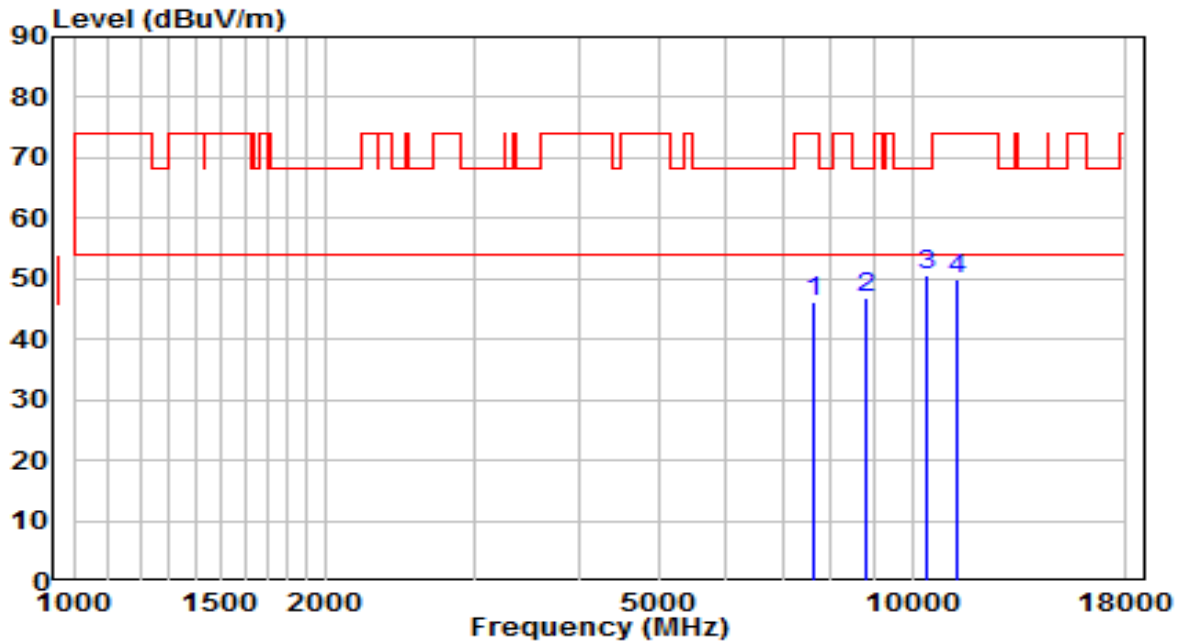


No	Frequency (MHz)	Reading (dB μ V)	C.F (dB/m)	Measurement (dB μ V/m)	Margin (dB)	Limit (dB μ V/m)	Remark (QP/PK/AV)
1	7511.000	32.01	13.02	45.03	-28.97	74.00	Peak
2	8820.000	31.59	14.44	46.03	-22.17	68.20	Peak
3	* 10579.500	33.23	18.68	51.91	-16.29	68.20	Peak
4	11480.500	29.16	20.02	49.18	-24.82	74.00	Peak

Note:

- "*", means this data is the worst emission level.
- C.F (Correction Factor) = Antenna Factor (dB/m) + Cable Loss (dB) – Pre-amplifier(dB).
- Measurement(dB μ V/m) = Reading(dB μ V) + C.F (Correction Factor).

EUT	ACCESS POINT	Date of Test	2022-01-06
Factor	BBHA 9120D (1GHz~18GHz)_2021	Temp. / Humidity	25.4°C/45.9%
Polarity	Horizontal	Site / Test Engineer	AC1 / Jay Chu
Test Mode	Transmit by 802.11ac-VHT80+80 at Channel 5290+5210MHz	Test Voltage	120V/60Hz

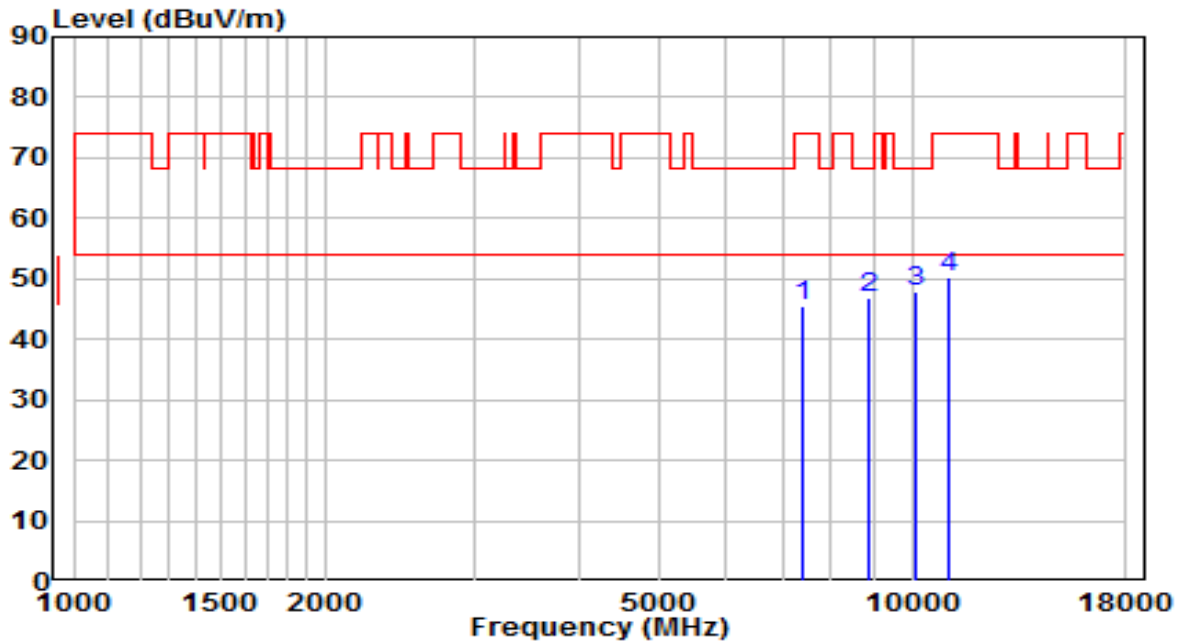


No	Frequency (MHz)	Reading (dB μ V)	C.F (dB/m)	Measurement (dB μ V/m)	Margin (dB)	Limit (dB μ V/m)	Remark (QP/PK/AV)
1	7630.000	33.07	13.12	46.19	-27.81	74.00	Peak
2	8828.500	32.31	14.46	46.77	-21.43	68.20	Peak
3	* 10418.000	32.45	18.24	50.69	-17.51	68.20	Peak
4	11302.000	30.03	19.75	49.78	-24.22	74.00	Peak

Note:

- "*", means this data is the worst emission level.
- C.F (Correction Factor) = Antenna Factor (dB/m) + Cable Loss (dB) – Pre-amplifier(dB).
- Measurement(dB μ V/m) = Reading(dB μ V) + C.F (Correction Factor).

EUT	ACCESS POINT	Date of Test	2022-01-06
Factor	BBHA 9120D (1GHz~18GHz)_2021	Temp. / Humidity	25.4°C/45.9%
Polarity	Vertical	Site / Test Engineer	AC1 / Jay Chu
Test Mode	Transmit by 802.11ac-VHT80+80 at Channel 5290+5210MHz	Test Voltage	120V/60Hz

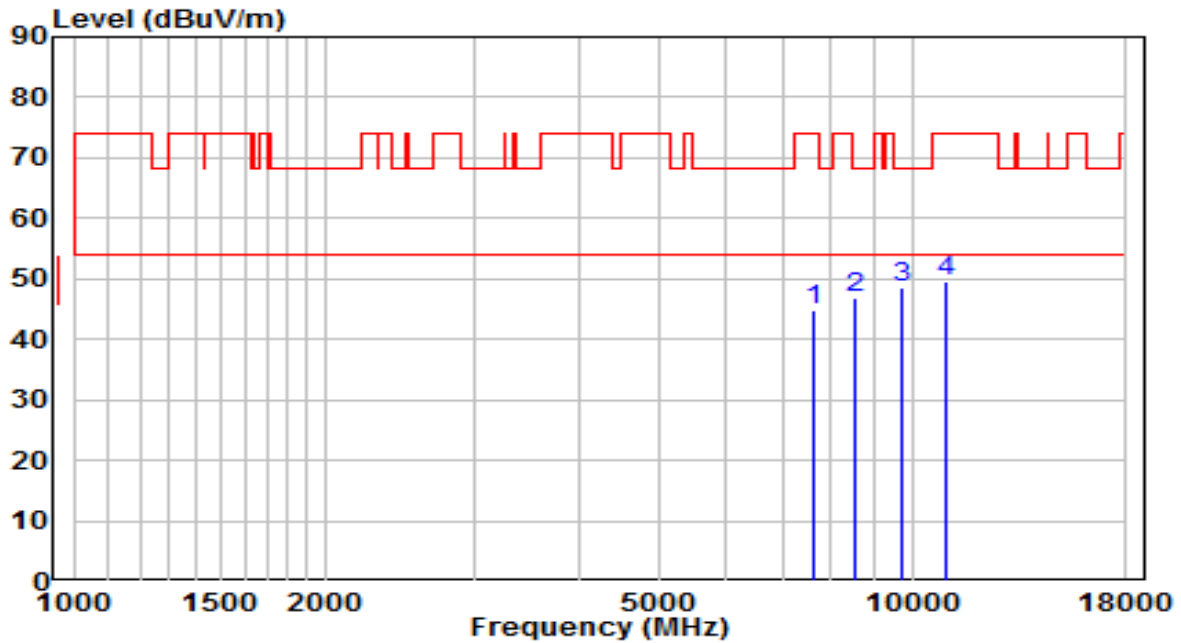


No	Frequency (MHz)	Reading (dB μ V)	C.F (dB/m)	Measurement (dB μ V/m)	Margin (dB)	Limit (dB μ V/m)	Remark (QP/PK/AV)
1	7383.500	33.16	12.50	45.66	-28.34	74.00	Peak
2	8871.000	32.19	14.56	46.75	-21.45	68.20	Peak
3	* 10129.000	30.78	17.08	47.86	-20.34	68.20	Peak
4	11038.500	30.91	19.34	50.25	-23.75	74.00	Peak

Note:

- "*", means this data is the worst emission level.
- C.F (Correction Factor) = Antenna Factor (dB/m) + Cable Loss (dB) – Pre-amplifier(dB).
- Measurement(dB μ V/m) = Reading(dB μ V) + C.F (Correction Factor).

EUT	ACCESS POINT	Date of Test	2022-01-06
Factor	BBHA 9120D (1GHz~18GHz)_2021	Temp. / Humidity	25.4°C/45.9%
Polarity	Horizontal	Site / Test Engineer	AC1 / Jay Chu
Test Mode	Transmit by 802.11ac-VHT80+80 at Channel 5530+5610MHz	Test Voltage	120V/60Hz

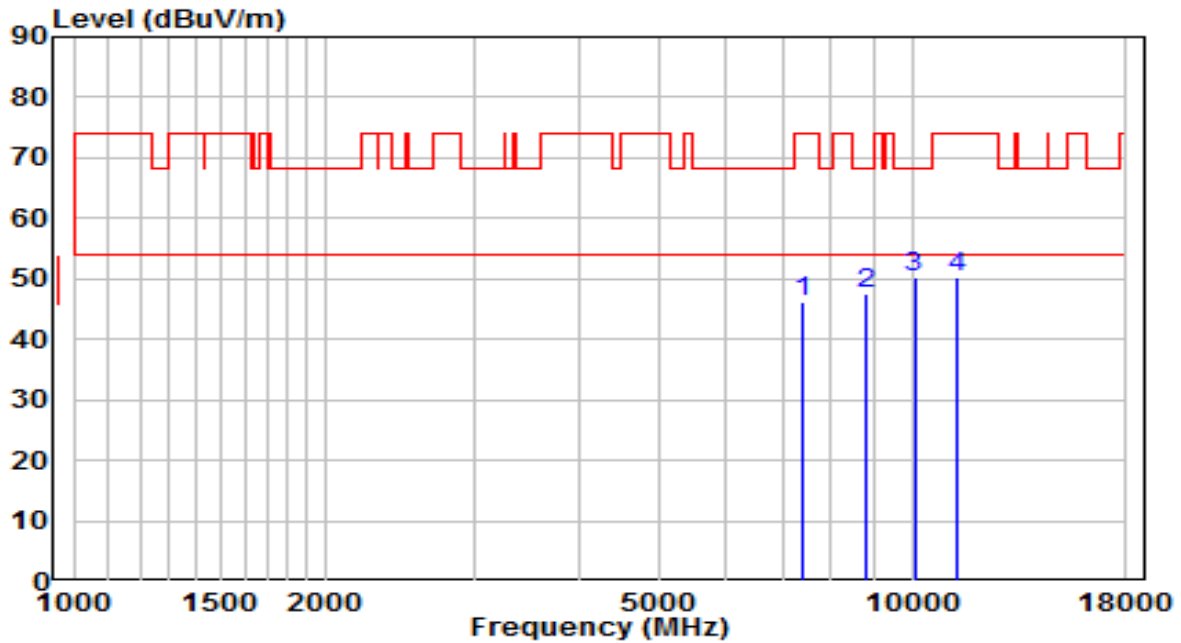


No	Frequency (MHz)	Reading (dB μ V)	C.F (dB/m)	Measurement (dB μ V/m)	Margin (dB)	Limit (dB μ V/m)	Remark (QP/PK/AV)
1	7621.500	31.88	13.12	45.00	-29.00	74.00	Peak
2	8548.000	33.18	13.77	46.95	-21.25	68.20	Peak
3	* 9746.500	32.50	16.13	48.63	-19.57	68.20	Peak
4	10996.000	30.42	19.27	49.69	-24.31	74.00	Peak

Note:

- "*", means this data is the worst emission level.
- C.F (Correction Factor) = Antenna Factor (dB/m) + Cable Loss (dB) – Pre-amplifier(dB).
- Measurement(dB μ V/m) = Reading(dB μ V) + C.F (Correction Factor).

EUT	ACCESS POINT	Date of Test	2022-01-06
Factor	BBHA 9120D (1GHz~18GHz)_2021	Temp. / Humidity	25.4°C/45.9%
Polarity	Vertical	Site / Test Engineer	AC1 / Jay Chu
Test Mode	Transmit by 802.11ac-VHT80+80 at Channel 5530+5610MHz	Test Voltage	120V/60Hz

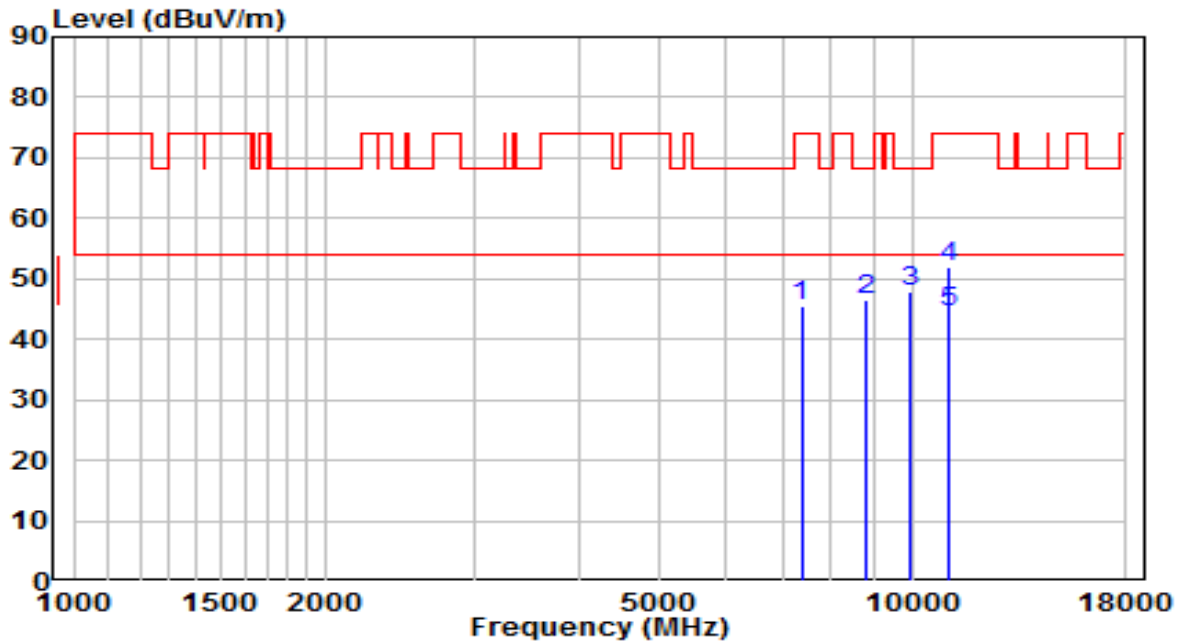


No	Frequency (MHz)	Reading (dB μ V)	C.F (dB/m)	Measurement (dB μ V/m)	Margin (dB)	Limit (dB μ V/m)	Remark (QP/PK/AV)
1	7383.500	33.82	12.50	46.32	-27.68	74.00	Peak
2	8803.000	33.09	14.40	47.49	-20.71	68.20	Peak
3	* 10061.000	33.47	16.81	50.27	-17.93	68.20	Peak
4	11327.500	30.39	19.78	50.18	-23.82	74.00	Peak

Note:

- "*", means this data is the worst emission level.
- C.F (Correction Factor) = Antenna Factor (dB/m) + Cable Loss (dB) – Pre-amplifier(dB).
- Measurement(dB μ V/m) = Reading(dB μ V) + C.F (Correction Factor).

EUT	ACCESS POINT	Date of Test	2022-01-06
Factor	BBHA 9120D (1GHz~18GHz)_2021	Temp. / Humidity	25.4°C/45.9%
Polarity	Horizontal	Site / Test Engineer	AC1 / Jay Chu
Test Mode	Transmit by 802.11ac-VHT80+80 at Channel 5610+5530MHz	Test Voltage	120V/60Hz

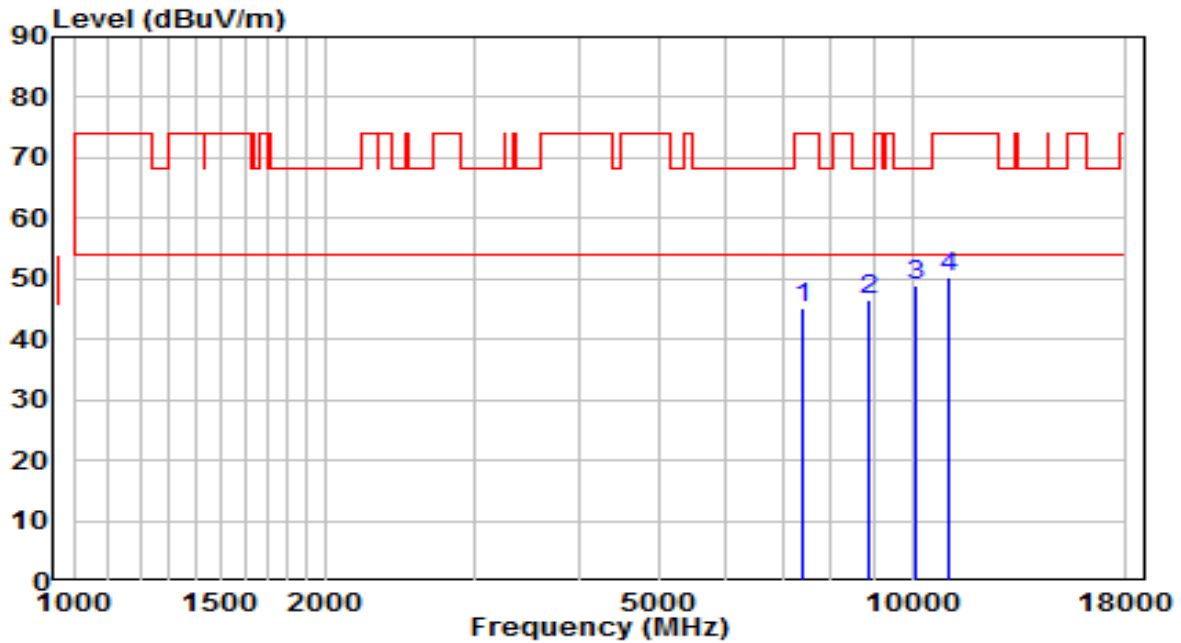


No	Frequency (MHz)	Reading (dB μ V)	C.F (dB/m)	Measurement (dB μ V/m)	Margin (dB)	Limit (dB μ V/m)	Remark (QP/PK/AV)
1	7375.000	32.98	12.46	45.44	-28.56	74.00	Peak
2	8828.500	32.21	14.46	46.67	-21.53	68.20	Peak
3	9976.000	31.25	16.52	47.77	-20.43	68.20	Peak
4	11064.000	32.75	19.38	52.13	-21.87	74.00	Peak
5	* 11064.000	25.20	19.38	44.58	-9.42	54.00	Average

Note:

- "*" , means this data is the worst emission level.
- C.F (Correction Factor) = Antenna Factor (dB/m) + Cable Loss (dB) – Preamplifier(dB).
- Measurement(dB μ V/m) = Reading(dB μ V) + C.F (Correction Factor).

EUT	ACCESS POINT	Date of Test	2022-01-06
Factor	BBHA 9120D (1GHz~18GHz)_2021	Temp. / Humidity	25.4°C/45.9%
Polarity	Vertical	Site / Test Engineer	AC1 / Jay Chu
Test Mode	Transmit by 802.11ac-VHT80+80 at Channel 5610+5530MHz	Test Voltage	120V/60Hz

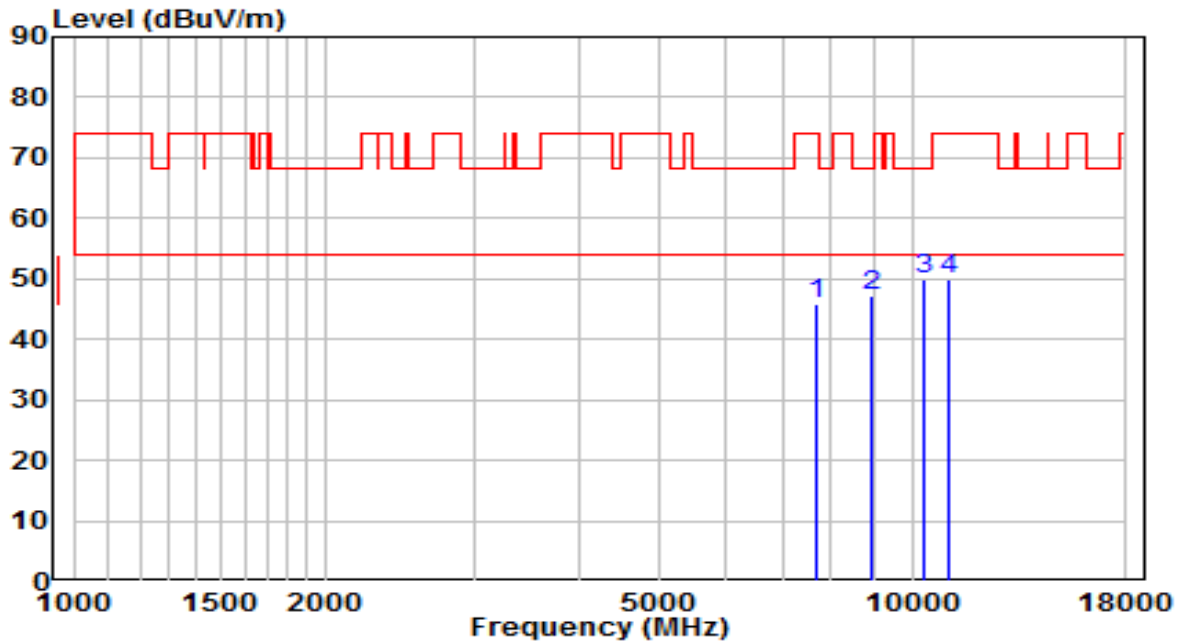


No	Frequency (MHz)	Reading (dB μ V)	C.F (dB/m)	Measurement (dB μ V/m)	Margin (dB)	Limit (dB μ V/m)	Remark (QP/PK/AV)
1	7392.000	32.77	12.54	45.31	-28.69	74.00	Peak
2	8862.500	31.86	14.54	46.41	-21.79	68.20	Peak
3	* 10112.000	31.76	17.01	48.77	-19.43	68.20	Peak
4	11064.000	30.79	19.38	50.17	-23.83	74.00	Peak

Note:

- "*", means this data is the worst emission level.
- C.F (Correction Factor) = Antenna Factor (dB/m) + Cable Loss (dB) – Pre-amplifier(dB).
- Measurement(dB μ V/m) = Reading(dB μ V) + C.F (Correction Factor).

EUT	ACCESS POINT	Date of Test	2022-01-06
Factor	BBHA 9120D (1GHz~18GHz)_2021	Temp. / Humidity	25.4°C/45.9%
Polarity	Horizontal	Site / Test Engineer	AC1 / Jay Chu
Test Mode	Transmit by 802.11ax-HE20 at Channel 5180MHz	Test Voltage	120V/60Hz

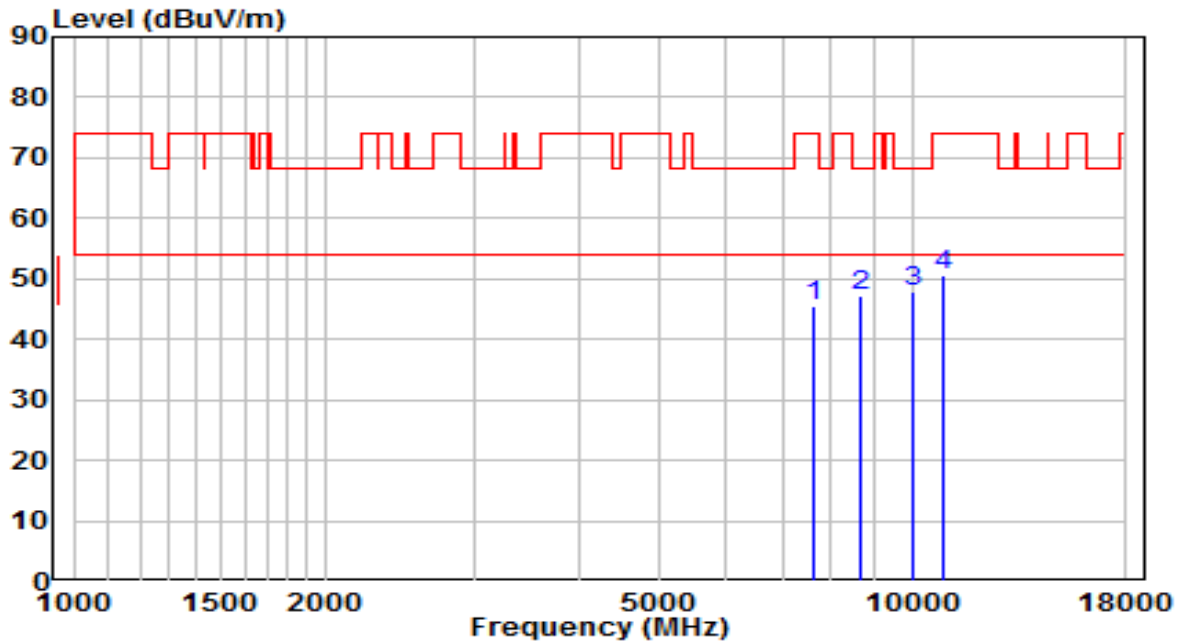


No	Frequency (MHz)	Reading (dB μ V)	C.F (dB/m)	Measurement (dB μ V/m)	Margin (dB)	Limit (dB μ V/m)	Remark (QP/PK/AV)
1	7664.000	32.83	13.15	45.98	-28.02	74.00	Peak
2	8922.000	32.57	14.69	47.26	-20.94	68.20	Peak
3	* 10358.500	31.80	18.00	49.80	-18.40	68.20	Peak
4	11072.500	30.62	19.39	50.01	-23.99	74.00	Peak

Note:

- "*", means this data is the worst emission level.
- C.F (Correction Factor) = Antenna Factor (dB/m) + Cable Loss (dB) – Pre-amplifier(dB).
- Measurement(dB μ V/m) = Reading(dB μ V) + C.F (Correction Factor).

EUT	ACCESS POINT	Date of Test	2022-01-06
Factor	BBHA 9120D (1GHz~18GHz)_2021	Temp. / Humidity	25.4°C/45.9%
Polarity	Vertical	Site / Test Engineer	AC1 / Jay Chu
Test Mode	Transmit by 802.11ax-HE20 at Channel 5180MHz	Test Voltage	120V/60Hz

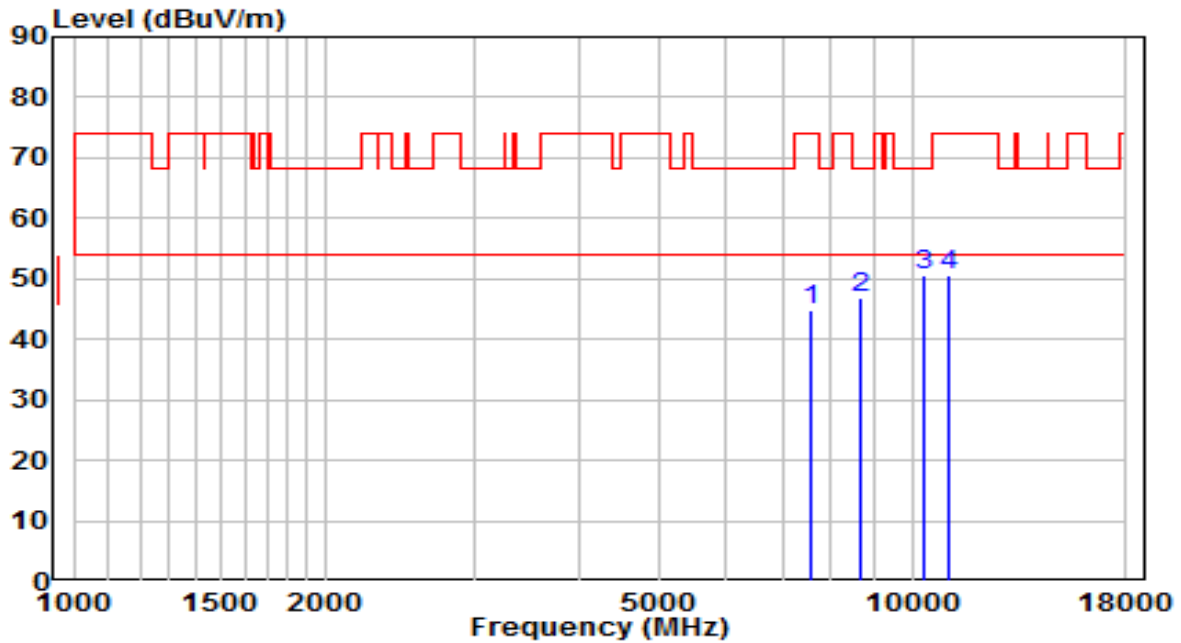


No	Frequency (MHz)	Reading (dB μ V)	C.F (dB/m)	Measurement (dB μ V/m)	Margin (dB)	Limit (dB μ V/m)	Remark (QP/PK/AV)
1	7604.500	32.36	13.10	45.46	-28.54	74.00	Peak
2	8692.500	33.21	14.13	47.33	-20.87	68.20	Peak
3	* 10044.000	31.30	16.74	48.04	-20.16	68.20	Peak
4	10911.000	31.33	19.15	50.48	-23.52	74.00	Peak

Note:

- "*", means this data is the worst emission level.
- C.F (Correction Factor) = Antenna Factor (dB/m) + Cable Loss (dB) – Pre-amplifier(dB).
- Measurement(dB μ V/m) = Reading(dB μ V) + C.F (Correction Factor).

EUT	ACCESS POINT	Date of Test	2022-01-06
Factor	BBHA 9120D (1GHz~18GHz)_2021	Temp. / Humidity	25.4°C/45.9%
Polarity	Horizontal	Site / Test Engineer	AC1 / Jay Chu
Test Mode	Transmit by 802.11ax-HE20 at Channel 5220MHz	Test Voltage	120V/60Hz

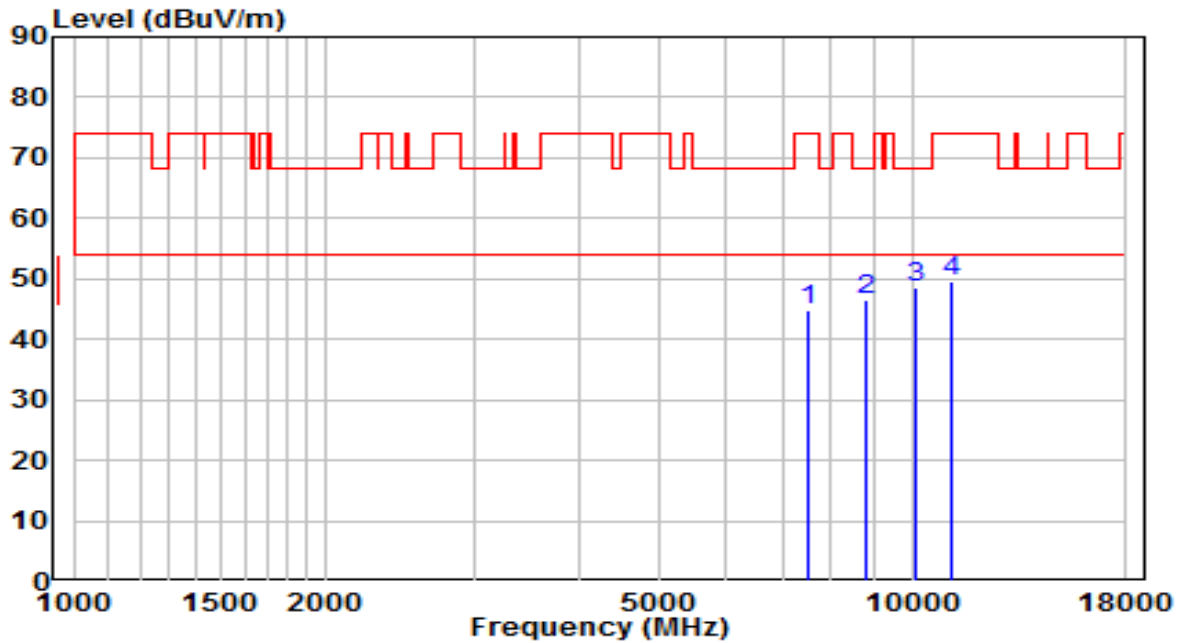


No	Frequency (MHz)	Reading (dB μ V)	C.F (dB/m)	Measurement (dB μ V/m)	Margin (dB)	Limit (dB μ V/m)	Remark (QP/PK/AV)
1	7562.000	31.88	13.07	44.95	-29.05	74.00	Peak
2	8675.500	32.68	14.08	46.76	-21.44	68.20	Peak
3	* 10358.500	32.58	18.00	50.58	-17.62	68.20	Peak
4	11047.000	31.11	19.35	50.46	-23.54	74.00	Peak

Note:

- "*", means this data is the worst emission level.
- C.F (Correction Factor) = Antenna Factor (dB/m) + Cable Loss (dB) – Pre-amplifier(dB).
- Measurement(dB μ V/m) = Reading(dB μ V) + C.F (Correction Factor).

EUT	ACCESS POINT	Date of Test	2022-01-06
Factor	BBHA 9120D (1GHz~18GHz)_2021	Temp. / Humidity	25.4°C/45.9%
Polarity	Vertical	Site / Test Engineer	AC1 / Jay Chu
Test Mode	Transmit by 802.11ax-HE20 at Channel 5220MHz	Test Voltage	120V/60Hz

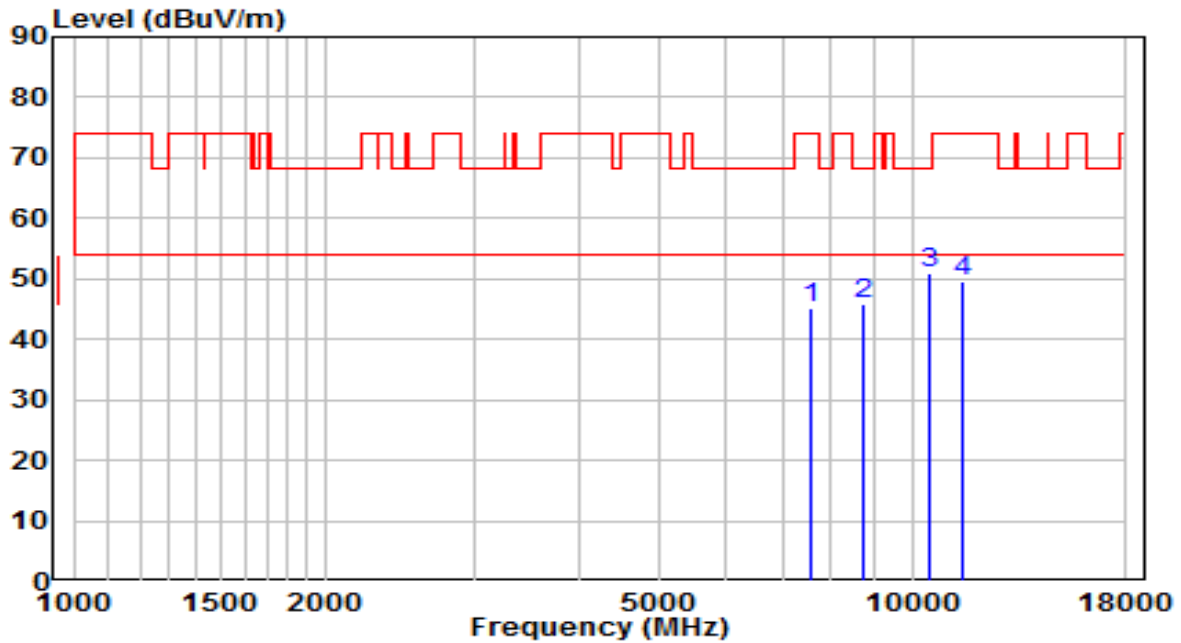


No	Frequency (MHz)	Reading (dB μ V)	C.F (dB/m)	Measurement (dB μ V/m)	Margin (dB)	Limit (dB μ V/m)	Remark (QP/PK/AV)
1	7502.500	31.82	13.02	44.84	-29.16	74.00	Peak
2	8837.000	32.10	14.48	46.58	-21.62	68.20	Peak
3	* 10112.000	31.64	17.01	48.65	-19.55	68.20	Peak
4	11123.500	30.01	19.47	49.48	-24.52	74.00	Peak

Note:

- "*", means this data is the worst emission level.
- C.F (Correction Factor) = Antenna Factor (dB/m) + Cable Loss (dB) – Pre-amplifier(dB).
- Measurement(dB μ V/m) = Reading(dB μ V) + C.F (Correction Factor).

EUT	ACCESS POINT	Date of Test	2022-01-06
Factor	BBHA 9120D (1GHz~18GHz)_2021	Temp. / Humidity	25.4°C/45.9%
Polarity	Horizontal	Site / Test Engineer	AC1 / Jay Chu
Test Mode	Transmit by 802.11ax-HE20 at Channel 5240MHz	Test Voltage	120V/60Hz

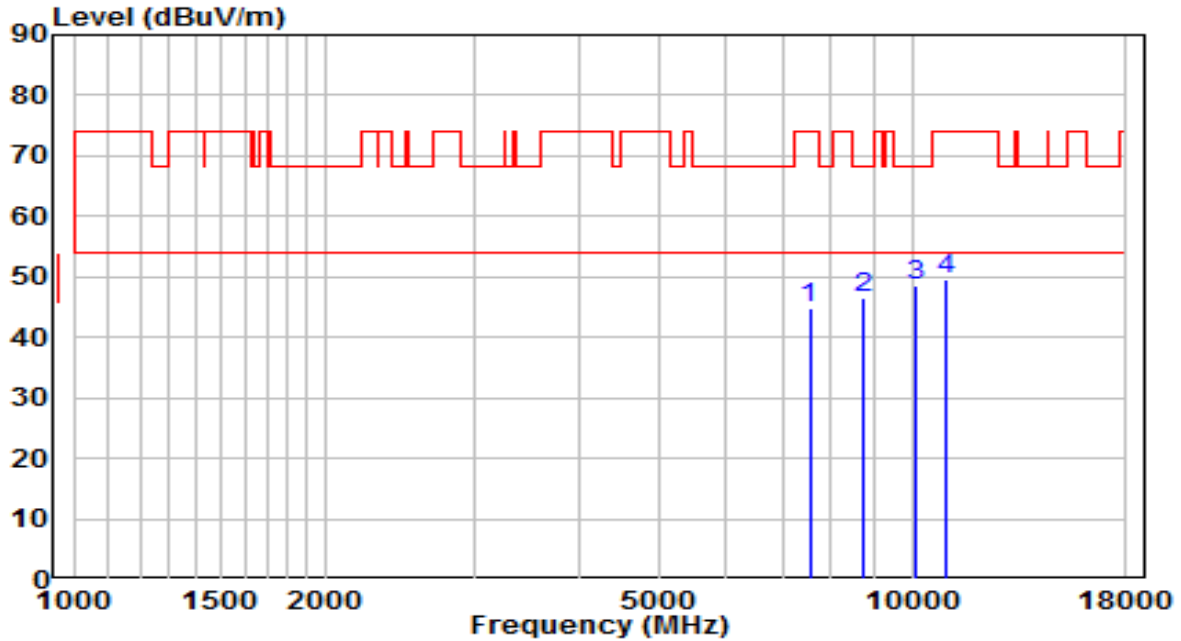


No	Frequency (MHz)	Reading (dB μ V)	C.F (dB/m)	Measurement (dB μ V/m)	Margin (dB)	Limit (dB μ V/m)	Remark (QP/PK/AV)
1	7579.000	32.02	13.08	45.10	-28.90	74.00	Peak
2	8735.000	31.54	14.23	45.77	-22.43	68.20	Peak
3	* 10477.500	32.55	18.48	51.03	-17.17	68.20	Peak
4	11455.000	29.75	19.98	49.73	-24.27	74.00	Peak

Note:

- "*", means this data is the worst emission level.
- C.F (Correction Factor) = Antenna Factor (dB/m) + Cable Loss (dB) – Pre-amplifier(dB).
- Measurement(dB μ V/m) = Reading(dB μ V) + C.F (Correction Factor).

EUT	ACCESS POINT	Date of Test	2022-01-06
Factor	BBHA 9120D (1GHz~18GHz)_2021	Temp. / Humidity	25.4°C/45.9%
Polarity	Vertical	Site / Test Engineer	AC1 / Jay Chu
Test Mode	Transmit by 802.11ax-HE20 at Channel 5240MHz	Test Voltage	120V/60Hz

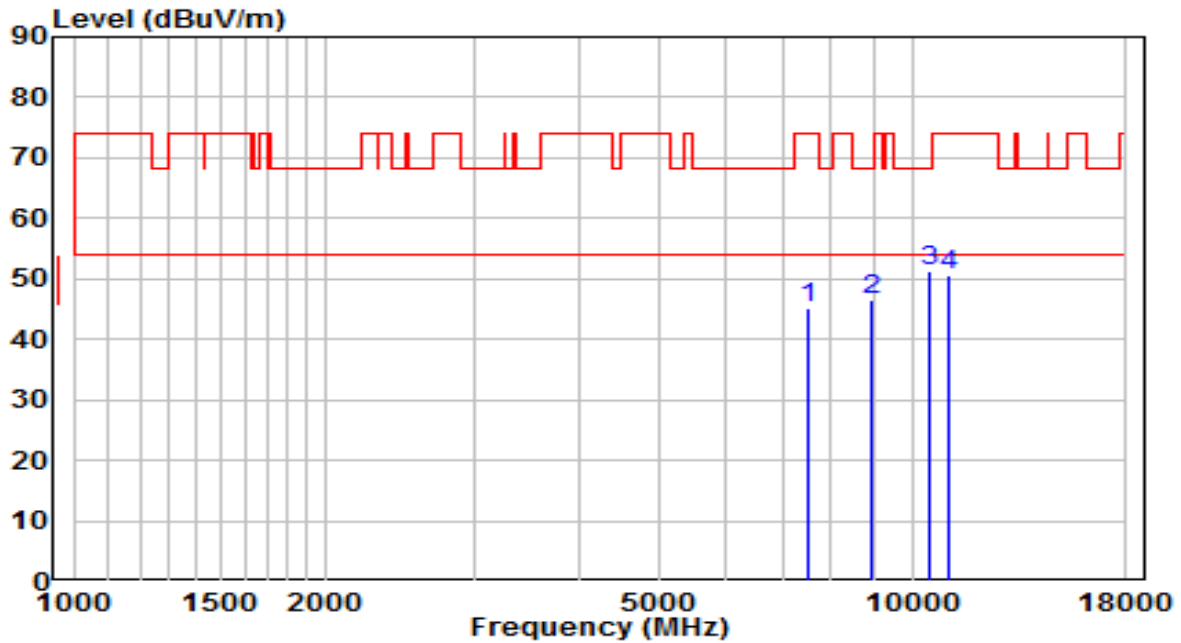


No	Frequency (MHz)	Reading (dB μ V)	C.F (dB/m)	Measurement (dB μ V/m)	Margin (dB)	Limit (dB μ V/m)	Remark (QP/PK/AV)
1	7545.000	31.67	13.05	44.72	-29.28	74.00	Peak
2	8743.500	32.43	14.25	46.68	-21.52	68.20	Peak
3	* 10112.000	31.65	17.01	48.66	-19.54	68.20	Peak
4	11004.500	30.28	19.29	49.57	-24.43	74.00	Peak

Note:

- "*", means this data is the worst emission level.
- C.F (Correction Factor) = Antenna Factor (dB/m) + Cable Loss (dB) – Pre-amplifier(dB).
- Measurement(dB μ V/m) = Reading(dB μ V) + C.F (Correction Factor).

EUT	ACCESS POINT	Date of Test	2022-01-06
Factor	BBHA 9120D (1GHz~18GHz)_2021	Temp. / Humidity	25.4°C/45.9%
Polarity	Horizontal	Site / Test Engineer	AC1 / Jay Chu
Test Mode	Transmit by 802.11ax-HE20 at Channel 5260MHz	Test Voltage	120V/60Hz

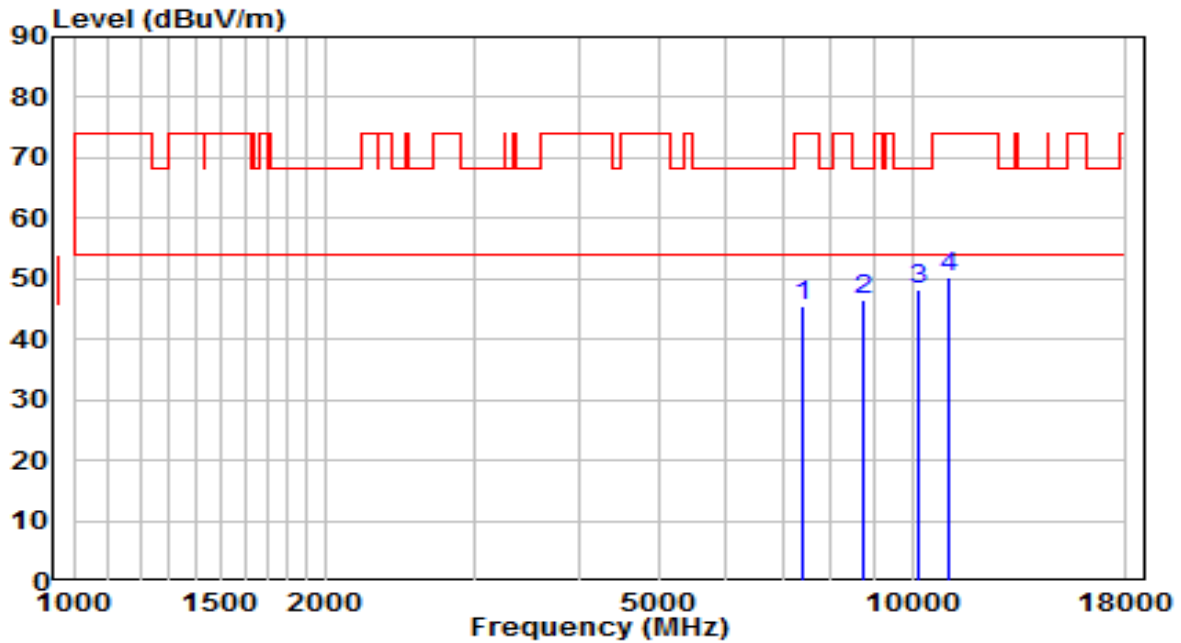


No	Frequency (MHz)	Reading (dB μ V)	C.F (dB/m)	Measurement (dB μ V/m)	Margin (dB)	Limit (dB μ V/m)	Remark (QP/PK/AV)
1	7519.500	32.00	13.03	45.03	-28.97	74.00	Peak
2	8939.000	31.76	14.73	46.49	-21.71	68.20	Peak
3	* 10477.500	32.91	18.48	51.39	-16.81	68.20	Peak
4	11038.500	31.28	19.34	50.62	-23.38	74.00	Peak

Note:

- "*", means this data is the worst emission level.
- C.F (Correction Factor) = Antenna Factor (dB/m) + Cable Loss (dB) – Pre-amplifier(dB).
- Measurement(dB μ V/m) = Reading(dB μ V) + C.F (Correction Factor).

EUT	ACCESS POINT	Date of Test	2022-01-06
Factor	BBHA 9120D (1GHz~18GHz)_2021	Temp. / Humidity	25.4°C/45.9%
Polarity	Vertical	Site / Test Engineer	AC1 / Jay Chu
Test Mode	Transmit by 802.11ax-HE20 at Channel 5260MHz	Test Voltage	120V/60Hz

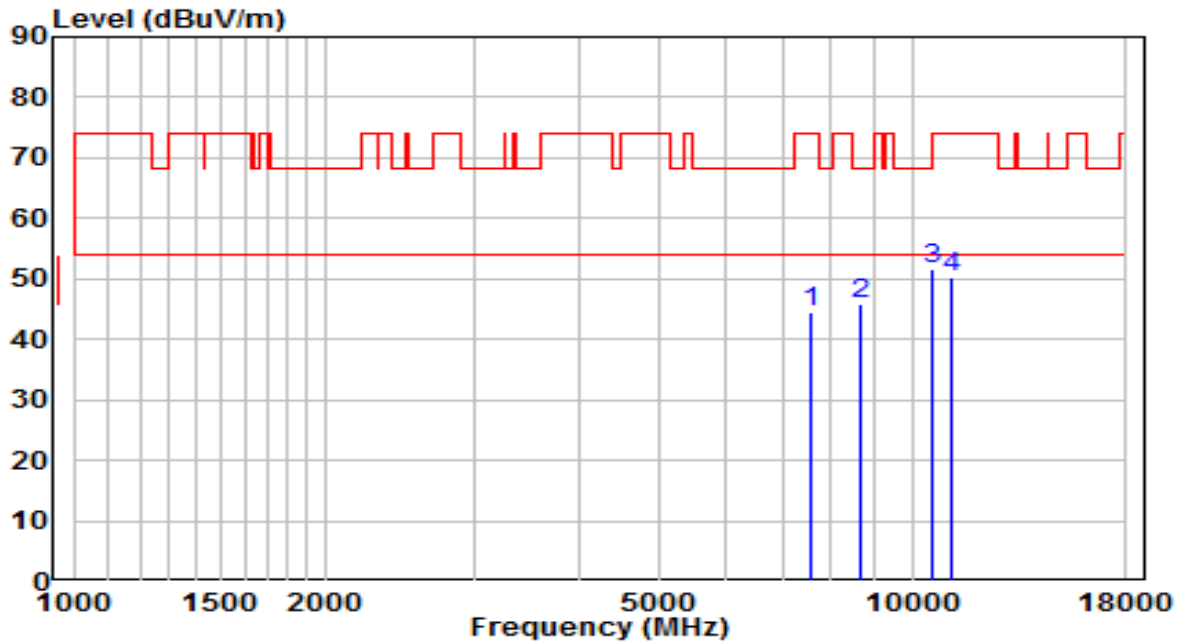


No	Frequency (MHz)	Reading (dB μ V)	C.F (dB/m)	Measurement (dB μ V/m)	Margin (dB)	Limit (dB μ V/m)	Remark (QP/PK/AV)
1	7383.500	33.17	12.50	45.67	-28.33	74.00	Peak
2	8743.500	32.12	14.25	46.37	-21.83	68.20	Peak
3	* 10146.000	31.02	17.15	48.17	-20.03	68.20	Peak
4	11072.500	30.87	19.39	50.26	-23.74	74.00	Peak

Note:

- "*", means this data is the worst emission level.
- C.F (Correction Factor) = Antenna Factor (dB/m) + Cable Loss (dB) – Pre-amplifier(dB).
- Measurement(dB μ V/m) = Reading(dB μ V) + C.F (Correction Factor).

EUT	ACCESS POINT	Date of Test	2022-01-06
Factor	BBHA 9120D (1GHz~18GHz)_2021	Temp. / Humidity	25.4°C/45.9%
Polarity	Horizontal	Site / Test Engineer	AC1 / Jay Chu
Test Mode	Transmit by 802.11ax-HE20 at Channel 5300MHz	Test Voltage	120V/60Hz

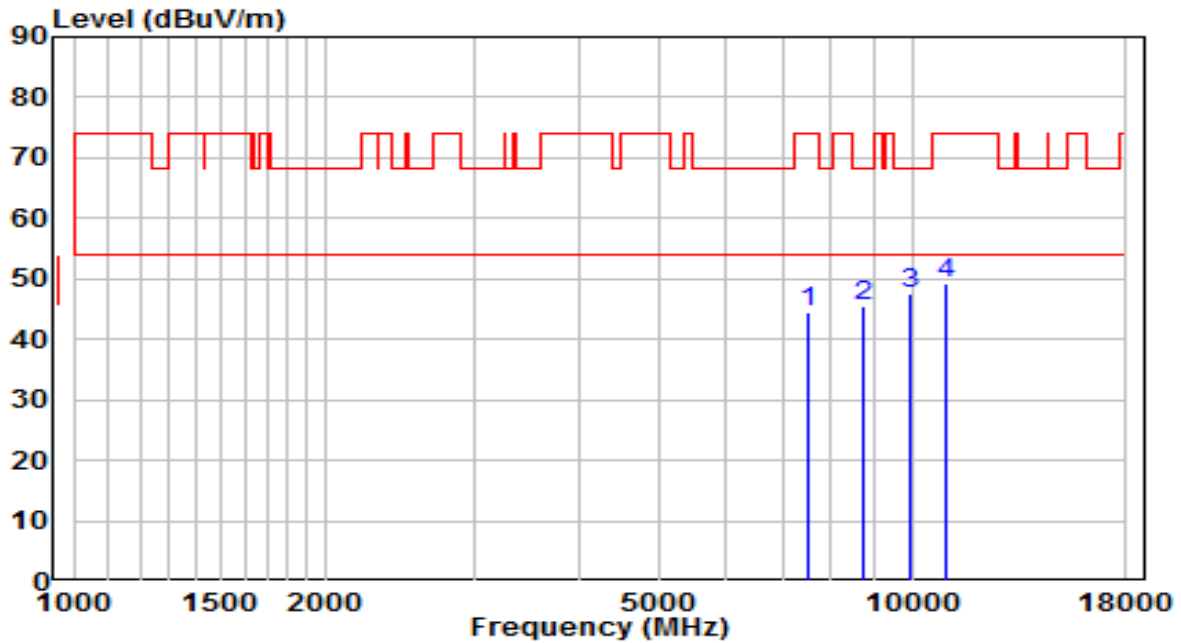


No	Frequency (MHz)	Reading (dB μ V)	C.F (dB/m)	Measurement (dB μ V/m)	Margin (dB)	Limit (dB μ V/m)	Remark (QP/PK/AV)
1	7587.500	31.44	13.09	44.53	-29.47	74.00	Peak
2	8684.000	31.85	14.11	45.96	-22.24	68.20	Peak
3	* 10596.500	32.87	18.71	51.57	-16.63	68.20	Peak
4	11166.000	30.61	19.54	50.15	-23.85	74.00	Peak

Note:

- "*", means this data is the worst emission level.
- C.F (Correction Factor) = Antenna Factor (dB/m) + Cable Loss (dB) – Pre-amplifier(dB).
- Measurement(dB μ V/m) = Reading(dB μ V) + C.F (Correction Factor).

EUT	ACCESS POINT	Date of Test	2022-01-06
Factor	BBHA 9120D (1GHz~18GHz)_2021	Temp. / Humidity	25.4°C/45.9%
Polarity	Vertical	Site / Test Engineer	AC1 / Jay Chu
Test Mode	Transmit by 802.11ax-HE20 at Channel 5300MHz	Test Voltage	120V/60Hz

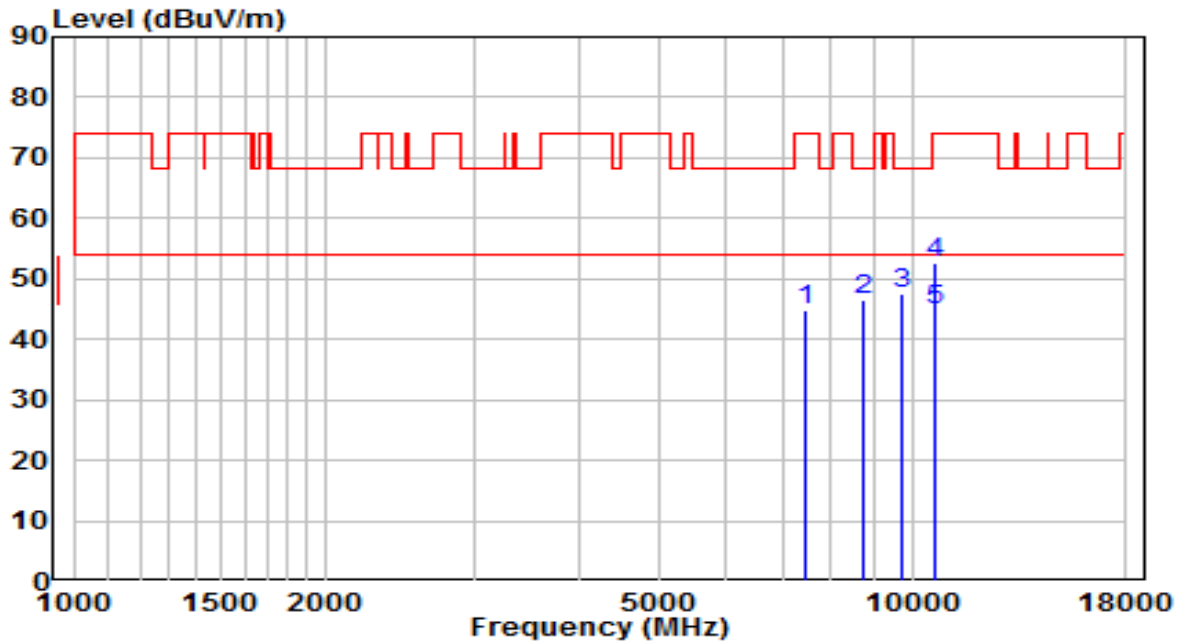


No	Frequency (MHz)	Reading (dBμV)	C.F (dB/m)	Measurement (dBμV/m)	Margin (dB)	Limit (dBμV/m)	Remark (QP/PK/AV)
1	7511.000	31.44	13.02	44.47	-29.53	74.00	Peak
2	8769.000	31.28	14.31	45.59	-22.61	68.20	Peak
3	* 9925.000	31.04	16.43	47.48	-20.72	68.20	Peak
4	10987.500	29.85	19.26	49.11	-24.89	74.00	Peak

Note:

- "*", means this data is the worst emission level.
- C.F (Correction Factor) = Antenna Factor (dB/m) + Cable Loss (dB) – Pre-amplifier(dB).
- Measurement(dBμV/m) = Reading(dBμV) + C.F (Correction Factor).

EUT	ACCESS POINT	Date of Test	2022-01-06
Factor	BBHA 9120D (1GHz~18GHz)_2021	Temp. / Humidity	25.4°C/45.9%
Polarity	Horizontal	Site / Test Engineer	AC1 / Jay Chu
Test Mode	Transmit by 802.11ax-HE20 at Channel 5320MHz	Test Voltage	120V/60Hz

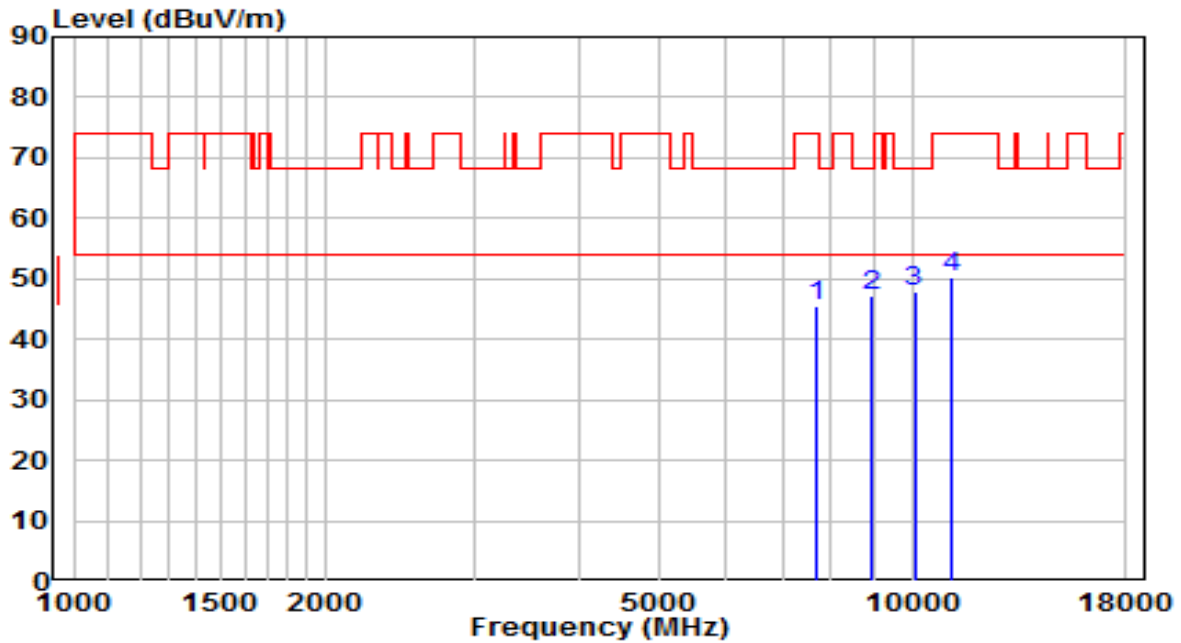


No	Frequency (MHz)	Reading (dB μ V)	C.F (dB/m)	Measurement (dB μ V/m)	Margin (dB)	Limit (dB μ V/m)	Remark (QP/PK/AV)
1	7460.000	31.99	12.84	44.83	-29.17	74.00	Peak
2	8718.000	32.34	14.19	46.53	-21.67	68.20	Peak
3	9755.000	31.35	16.15	47.50	-20.70	68.20	Peak
4	10639.000	33.72	18.77	52.49	-21.51	74.00	Peak
5	* 10639.000	26.06	18.77	44.83	-9.17	54.00	Average

Note:

1. " *", means this data is the worst emission level.
2. C.F (Correction Factor) = Antenna Factor (dB/m) + Cable Loss (dB) – Preamplifier(dB).
3. Measurement(dB μ V/m) = Reading(dB μ V) + C.F (Correction Factor).

EUT	ACCESS POINT	Date of Test	2022-01-06
Factor	BBHA 9120D (1GHz~18GHz)_2021	Temp. / Humidity	25.4°C/45.9%
Polarity	Vertical	Site / Test Engineer	AC1 / Jay Chu
Test Mode	Transmit by 802.11ax-HE20 at Channel 5320MHz	Test Voltage	120V/60Hz

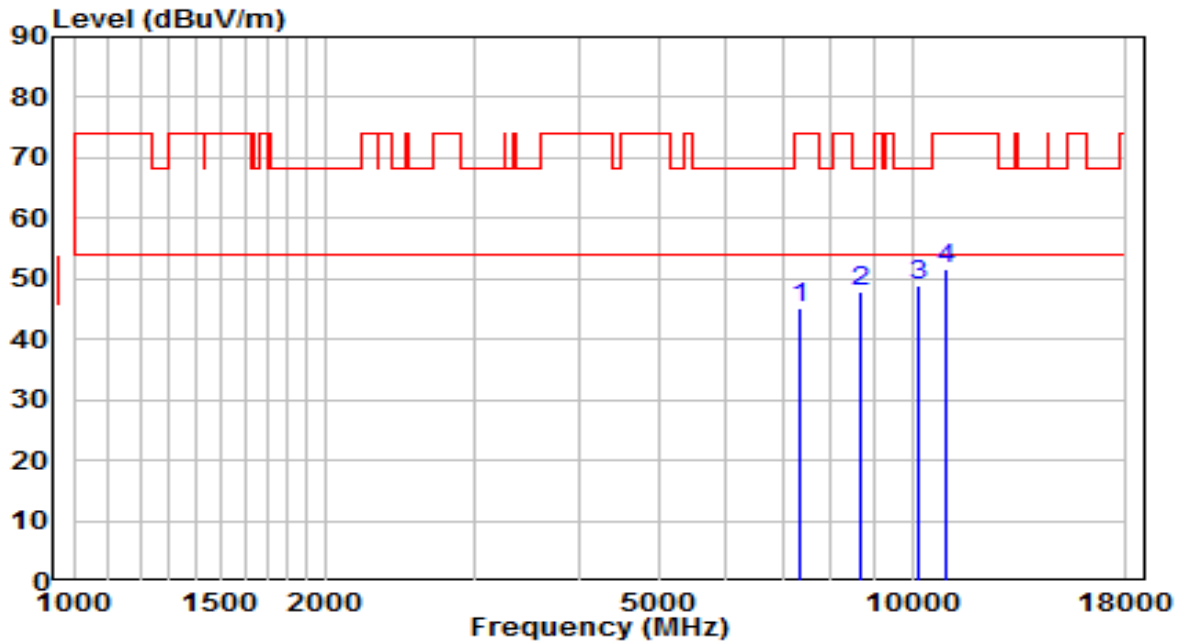


No	Frequency (MHz)	Reading (dB μ V)	C.F (dB/m)	Measurement (dB μ V/m)	Margin (dB)	Limit (dB μ V/m)	Remark (QP/PK/AV)
1	7672.500	32.31	13.16	45.47	-28.53	74.00	Peak
2	8956.000	32.47	14.77	47.24	-20.96	68.20	Peak
3	* 10061.000	31.12	16.81	47.93	-20.27	68.20	Peak
4	11174.500	30.80	19.55	50.35	-23.65	74.00	Peak

Note:

- "*", means this data is the worst emission level.
- C.F (Correction Factor) = Antenna Factor (dB/m) + Cable Loss (dB) – Pre-amplifier(dB).
- Measurement(dB μ V/m) = Reading(dB μ V) + C.F (Correction Factor).

EUT	ACCESS POINT	Date of Test	2022-01-06
Factor	BBHA 9120D (1GHz~18GHz)_2021	Temp. / Humidity	25.4°C/45.9%
Polarity	Horizontal	Site / Test Engineer	AC1 / Jay Chu
Test Mode	Transmit by 802.11ax-HE20 at Channel 5500MHz	Test Voltage	120V/60Hz

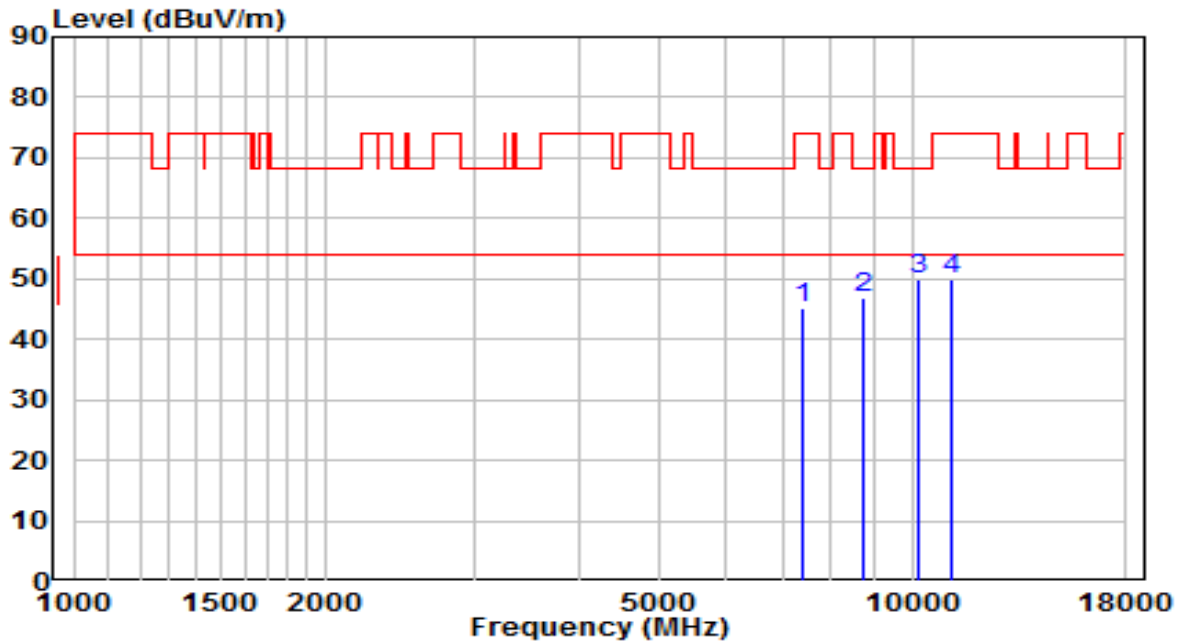


No	Frequency (MHz)	Reading (dB μ V)	C.F (dB/m)	Measurement (dB μ V/m)	Margin (dB)	Limit (dB μ V/m)	Remark (QP/PK/AV)
1	7341.000	32.78	12.31	45.09	-28.91	74.00	Peak
2	8658.500	33.79	14.04	47.84	-20.36	68.20	Peak
3	* 10154.500	31.63	17.18	48.82	-19.38	68.20	Peak
4	10996.000	32.27	19.27	51.55	-22.45	74.00	Peak

Note:

- "*", means this data is the worst emission level.
- C.F (Correction Factor) = Antenna Factor (dB/m) + Cable Loss (dB) – Pre-amplifier(dB).
- Measurement(dB μ V/m) = Reading(dB μ V) + C.F (Correction Factor).

EUT	ACCESS POINT	Date of Test	2022-01-06
Factor	BBHA 9120D (1GHz~18GHz)_2021	Temp. / Humidity	25.4°C/45.9%
Polarity	Vertical	Site / Test Engineer	AC1 / Jay Chu
Test Mode	Transmit by 802.11ax-HE20 at Channel 5500MHz	Test Voltage	120V/60Hz

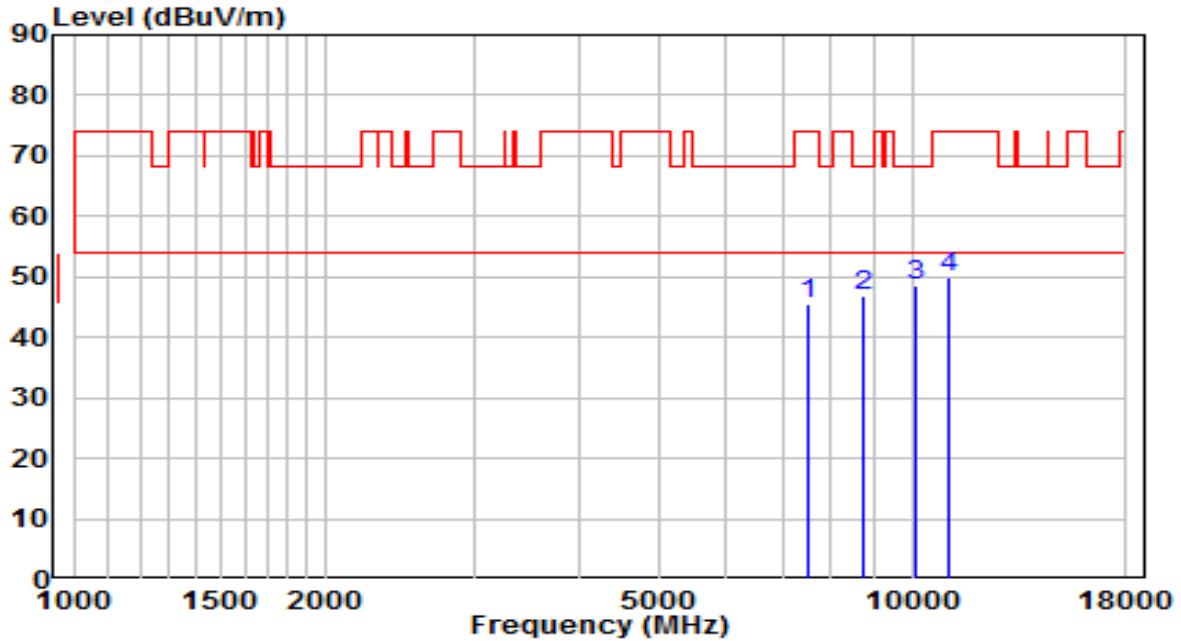


No	Frequency (MHz)	Reading (dB μ V)	C.F (dB/m)	Measurement (dB μ V/m)	Margin (dB)	Limit (dB μ V/m)	Remark (QP/PK/AV)
1	7409.000	32.64	12.61	45.25	-28.75	74.00	Peak
2	8752.000	32.74	14.27	47.01	-21.19	68.20	Peak
3	* 10171.500	32.64	17.25	49.89	-18.31	68.20	Peak
4	11174.500	30.51	19.55	50.05	-23.95	74.00	Peak

Note:

- "*", means this data is the worst emission level.
- C.F (Correction Factor) = Antenna Factor (dB/m) + Cable Loss (dB) – Pre-amplifier(dB).
- Measurement(dB μ V/m) = Reading(dB μ V) + C.F (Correction Factor).

EUT	ACCESS POINT	Date of Test	2022-01-06
Factor	BBHA 9120D (1GHz~18GHz)_2021	Temp. / Humidity	25.4°C/45.9%
Polarity	Horizontal	Site / Test Engineer	AC1 / Jay Chu
Test Mode	Transmit by 802.11ax-HE20 at Channel 5580MHz	Test Voltage	120V/60Hz

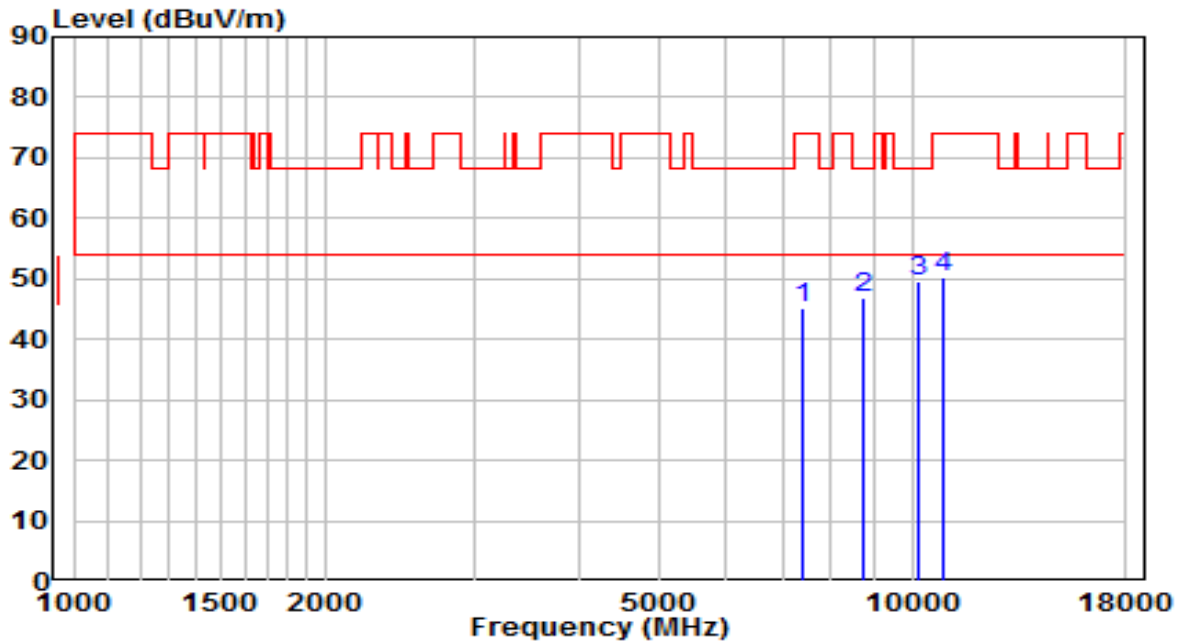


No	Frequency (MHz)	Reading (dB μ V)	C.F (dB/m)	Measurement (dB μ V/m)	Margin (dB)	Limit (dB μ V/m)	Remark (QP/PK/AV)
1	7519.500	32.34	13.03	45.37	-28.63	74.00	Peak
2	8726.500	32.52	14.21	46.73	-21.47	68.20	Peak
3	* 10112.000	31.71	17.01	48.72	-19.48	68.20	Peak
4	11038.500	30.61	19.34	49.95	-24.05	74.00	Peak

Note:

- "*", means this data is the worst emission level.
- C.F (Correction Factor) = Antenna Factor (dB/m) + Cable Loss (dB) – Pre-amplifier(dB).
- Measurement(dB μ V/m) = Reading(dB μ V) + C.F (Correction Factor).

EUT	ACCESS POINT	Date of Test	2022-01-06
Factor	BBHA 9120D (1GHz~18GHz)_2021	Temp. / Humidity	25.4°C/45.9%
Polarity	Vertical	Site / Test Engineer	AC1 / Jay Chu
Test Mode	Transmit by 802.11ax-HE20 at Channel 5580MHz	Test Voltage	120V/60Hz

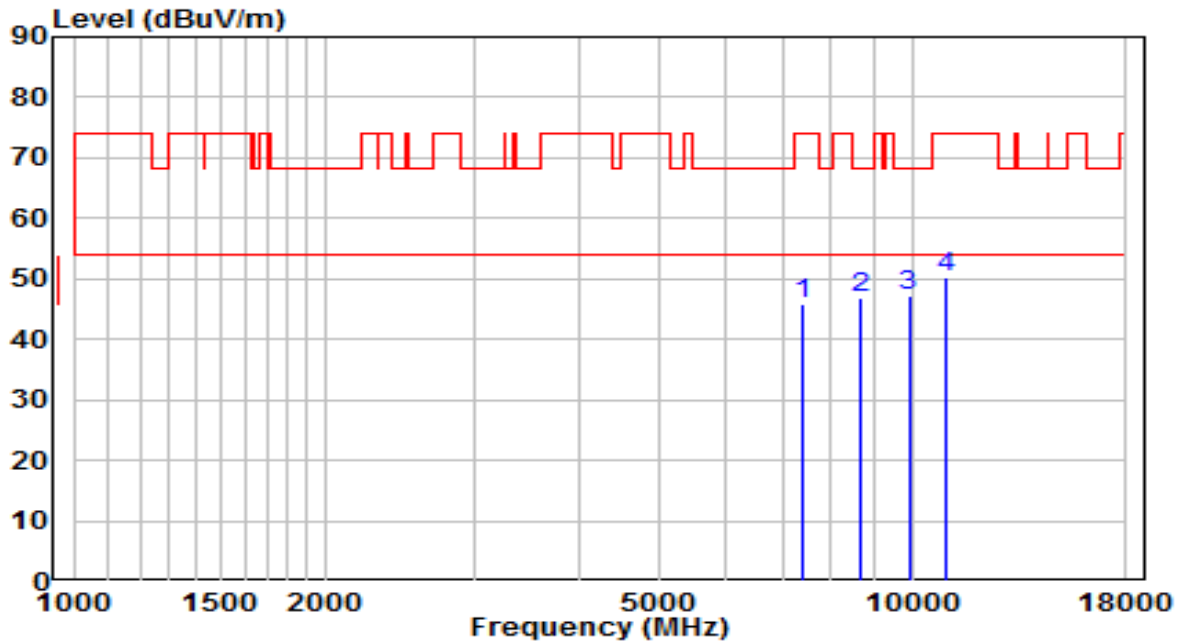


No	Frequency (MHz)	Reading (dB μ V)	C.F (dB/m)	Measurement (dB μ V/m)	Margin (dB)	Limit (dB μ V/m)	Remark (QP/PK/AV)
1	7417.500	32.50	12.65	45.15	-28.85	74.00	Peak
2	8718.000	32.59	14.19	46.77	-21.43	68.20	Peak
3	* 10146.000	32.54	17.15	49.68	-18.52	68.20	Peak
4	10902.500	31.03	19.14	50.17	-23.83	74.00	Peak

Note:

- "*", means this data is the worst emission level.
- C.F (Correction Factor) = Antenna Factor (dB/m) + Cable Loss (dB) – Pre-amplifier(dB).
- Measurement(dB μ V/m) = Reading(dB μ V) + C.F (Correction Factor).

EUT	ACCESS POINT	Date of Test	2022-01-06
Factor	BBHA 9120D (1GHz~18GHz)_2021	Temp. / Humidity	25.4°C/45.9%
Polarity	Horizontal	Site / Test Engineer	AC1 / Jay Chu
Test Mode	Transmit by 802.11ax-HE20 at Channel 5700MHz	Test Voltage	120V/60Hz

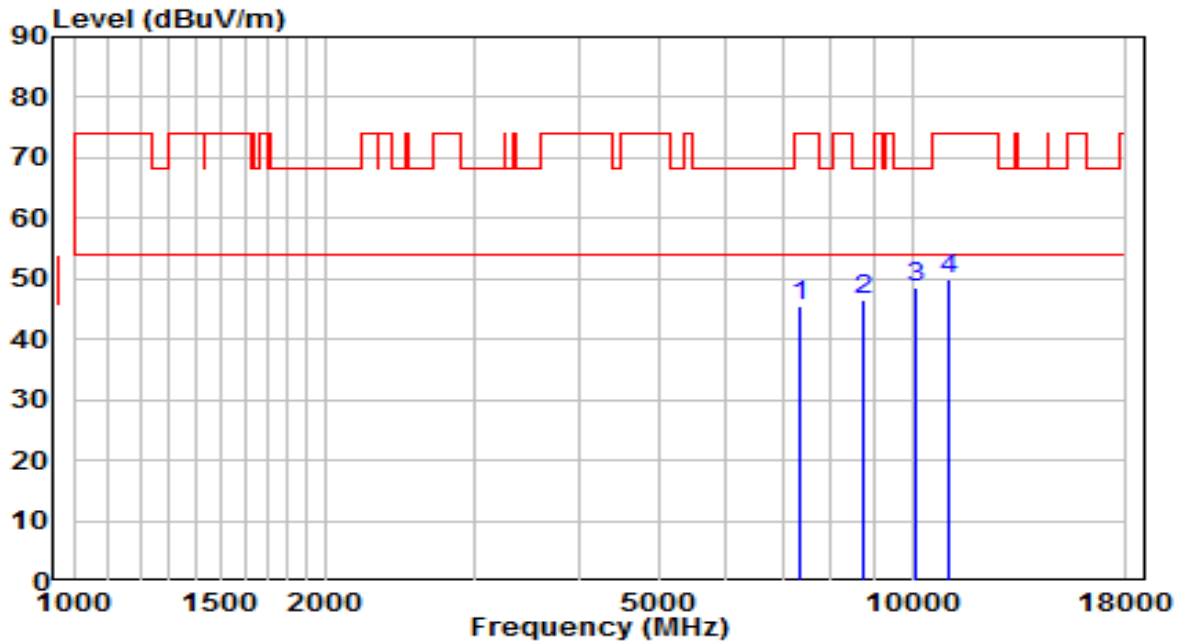


No	Frequency (MHz)	Reading (dB μ V)	C.F (dB/m)	Measurement (dB μ V/m)	Margin (dB)	Limit (dB μ V/m)	Remark (QP/PK/AV)
1	7417.500	33.27	12.65	45.92	-28.08	74.00	Peak
2	8667.000	32.68	14.06	46.74	-21.46	68.20	Peak
3	* 9908.000	30.79	16.41	47.20	-21.00	68.20	Peak
4	10970.500	31.18	19.24	50.42	-23.58	74.00	Peak

Note:

- "*", means this data is the worst emission level.
- C.F (Correction Factor) = Antenna Factor (dB/m) + Cable Loss (dB) – Pre-amplifier(dB).
- Measurement(dB μ V/m) = Reading(dB μ V) + C.F (Correction Factor).

EUT	ACCESS POINT	Date of Test	2022-01-06
Factor	BBHA 9120D (1GHz~18GHz)_2021	Temp. / Humidity	25.4°C/45.9%
Polarity	Vertical	Site / Test Engineer	AC1 / Jay Chu
Test Mode	Transmit by 802.11ax-HE20 at Channel 5700MHz	Test Voltage	120V/60Hz

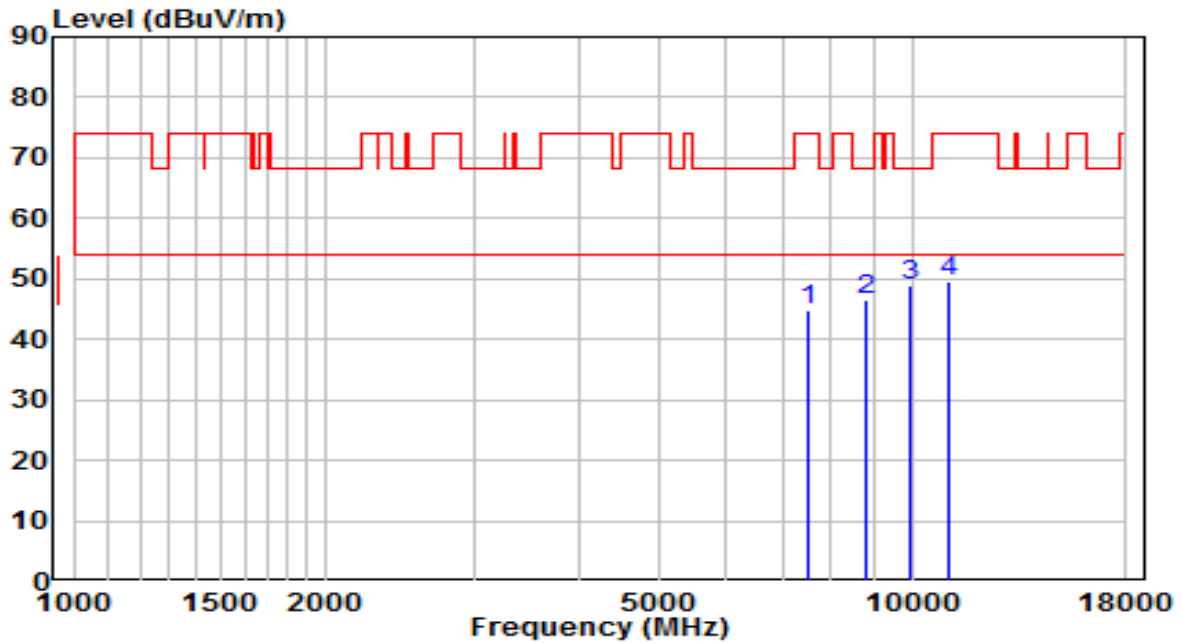


No	Frequency (MHz)	Reading (dB μ V)	C.F (dB/m)	Measurement (dB μ V/m)	Margin (dB)	Limit (dB μ V/m)	Remark (QP/PK/AV)
1	7366.500	33.00	12.42	45.43	-28.57	74.00	Peak
2	8743.500	32.12	14.25	46.38	-21.82	68.20	Peak
3	* 10095.000	31.65	16.94	48.59	-19.61	68.20	Peak
4	11081.000	30.38	19.40	49.79	-24.21	74.00	Peak

Note:

- "*", means this data is the worst emission level.
- C.F (Correction Factor) = Antenna Factor (dB/m) + Cable Loss (dB) – Pre-amplifier(dB).
- Measurement(dB μ V/m) = Reading(dB μ V) + C.F (Correction Factor).

EUT	ACCESS POINT	Date of Test	2022-01-06
Factor	BBHA 9120D (1GHz~18GHz)_2021	Temp. / Humidity	25.4°C/45.9%
Polarity	Horizontal	Site / Test Engineer	AC1 / Jay Chu
Test Mode	Transmit by 802.11ax-HE20 at Channel 5720MHz	Test Voltage	120V/60Hz

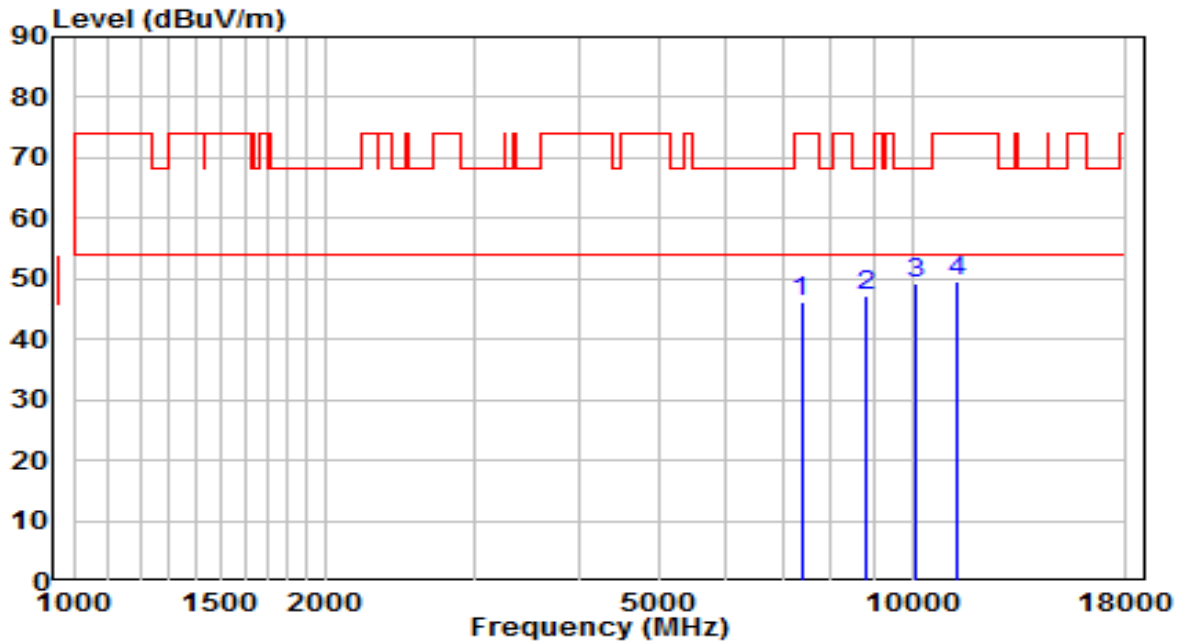


No	Frequency (MHz)	Reading (dB μ V)	C.F (dB/m)	Measurement (dB μ V/m)	Margin (dB)	Limit (dB μ V/m)	Remark (QP/PK/AV)
1	7502.500	31.96	13.02	44.98	-29.02	74.00	Peak
2	8820.000	31.94	14.44	46.38	-21.82	68.20	Peak
3	* 9950.500	32.31	16.48	48.79	-19.41	68.20	Peak
4	11021.500	30.30	19.31	49.62	-24.38	74.00	Peak

Note:

- "*", means this data is the worst emission level.
- C.F (Correction Factor) = Antenna Factor (dB/m) + Cable Loss (dB) – Pre-amplifier(dB).
- Measurement(dB μ V/m) = Reading(dB μ V) + C.F (Correction Factor).

EUT	ACCESS POINT	Date of Test	2022-01-06
Factor	BBHA 9120D (1GHz~18GHz)_2021	Temp. / Humidity	25.4°C/45.9%
Polarity	Vertical	Site / Test Engineer	AC1 / Jay Chu
Test Mode	Transmit by 802.11ax-HE20 at Channel 5720MHz	Test Voltage	120V/60Hz

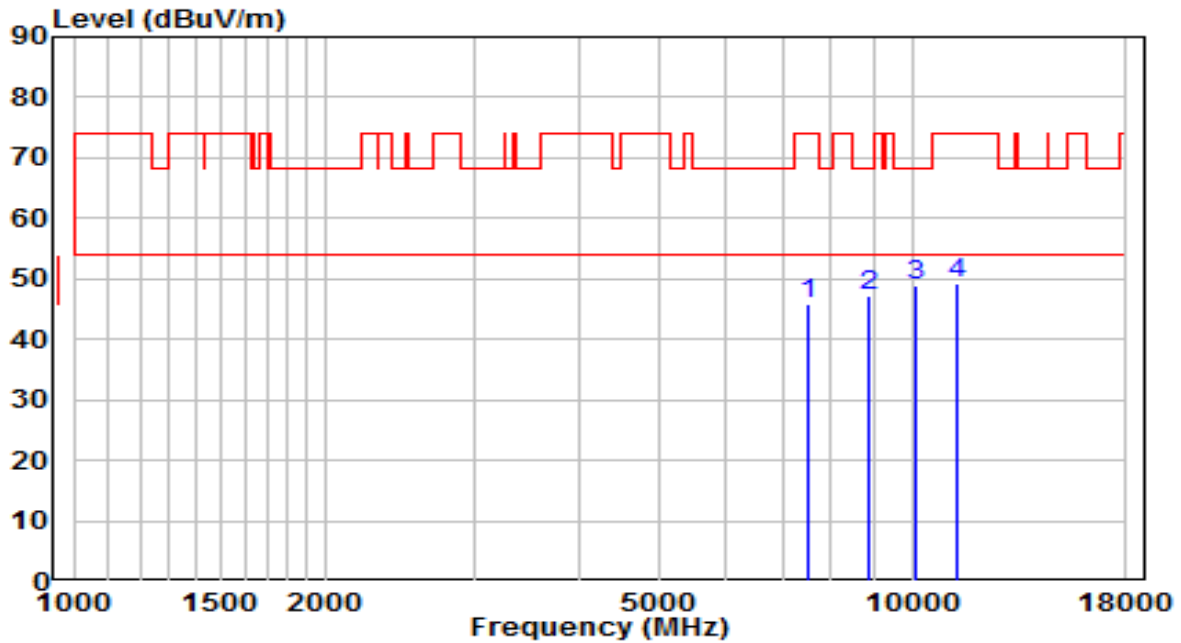


No	Frequency (MHz)	Reading (dB μ V)	C.F (dB/m)	Measurement (dB μ V/m)	Margin (dB)	Limit (dB μ V/m)	Remark (QP/PK/AV)
1	7375.000	33.89	12.46	46.35	-27.65	74.00	Peak
2	8837.000	32.61	14.48	47.09	-21.11	68.20	Peak
3	* 10069.500	32.35	16.84	49.19	-19.01	68.20	Peak
4	11310.500	29.86	19.76	49.61	-24.39	74.00	Peak

Note:

- "*", means this data is the worst emission level.
- C.F (Correction Factor) = Antenna Factor (dB/m) + Cable Loss (dB) – Pre-amplifier(dB).
- Measurement(dB μ V/m) = Reading(dB μ V) + C.F (Correction Factor).

EUT	ACCESS POINT	Date of Test	2022-01-06
Factor	BBHA 9120D (1GHz~18GHz)_2021	Temp. / Humidity	25.4°C/45.9%
Polarity	Horizontal	Site / Test Engineer	AC1 / Jay Chu
Test Mode	Transmit by 802.11ax-HE20 at Channel 5745MHz	Test Voltage	120V/60Hz

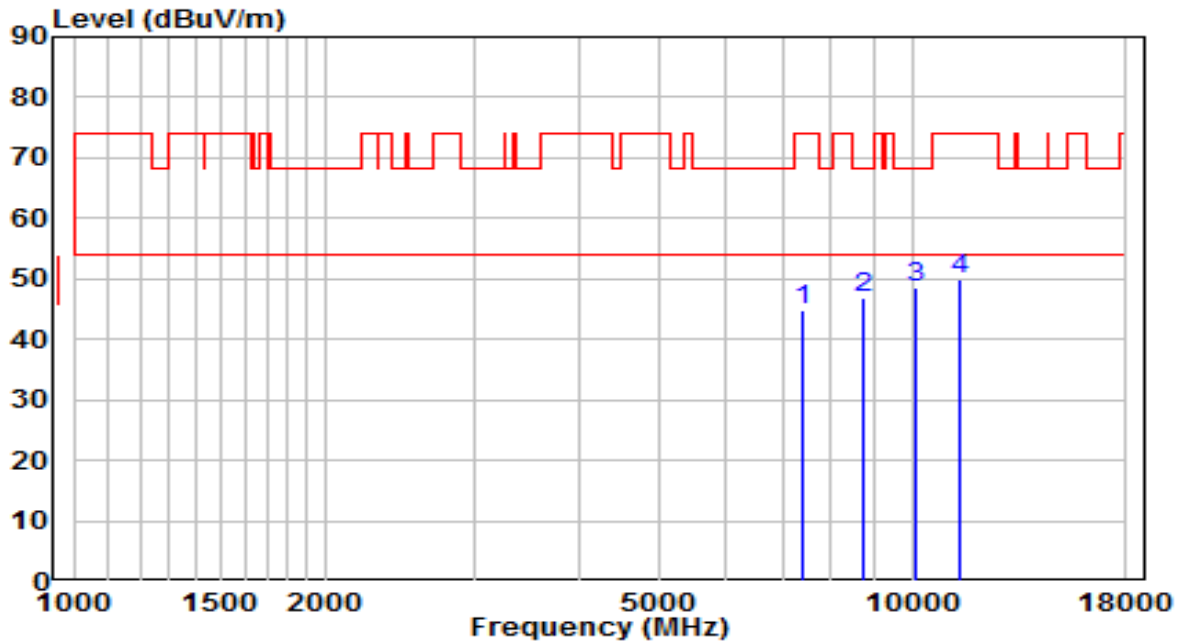


No	Frequency (MHz)	Reading (dB μ V)	C.F (dB/m)	Measurement (dB μ V/m)	Margin (dB)	Limit (dB μ V/m)	Remark (QP/PK/AV)
1	7494.000	32.99	12.99	45.98	-28.02	74.00	Peak
2	8854.000	32.70	14.52	47.22	-20.98	68.20	Peak
3	* 10120.500	31.74	17.04	48.79	-19.41	68.20	Peak
4	11344.500	29.39	19.81	49.20	-24.80	74.00	Peak

Note:

- "*", means this data is the worst emission level.
- C.F (Correction Factor) = Antenna Factor (dB/m) + Cable Loss (dB) – Pre-amplifier(dB).
- Measurement(dB μ V/m) = Reading(dB μ V) + C.F (Correction Factor).

EUT	ACCESS POINT	Date of Test	2022-01-06
Factor	BBHA 9120D (1GHz~18GHz)_2021	Temp. / Humidity	25.4°C/45.9%
Polarity	Vertical	Site / Test Engineer	AC1 / Jay Chu
Test Mode	Transmit by 802.11ax-HE20 at Channel 5745MHz	Test Voltage	120V/60Hz

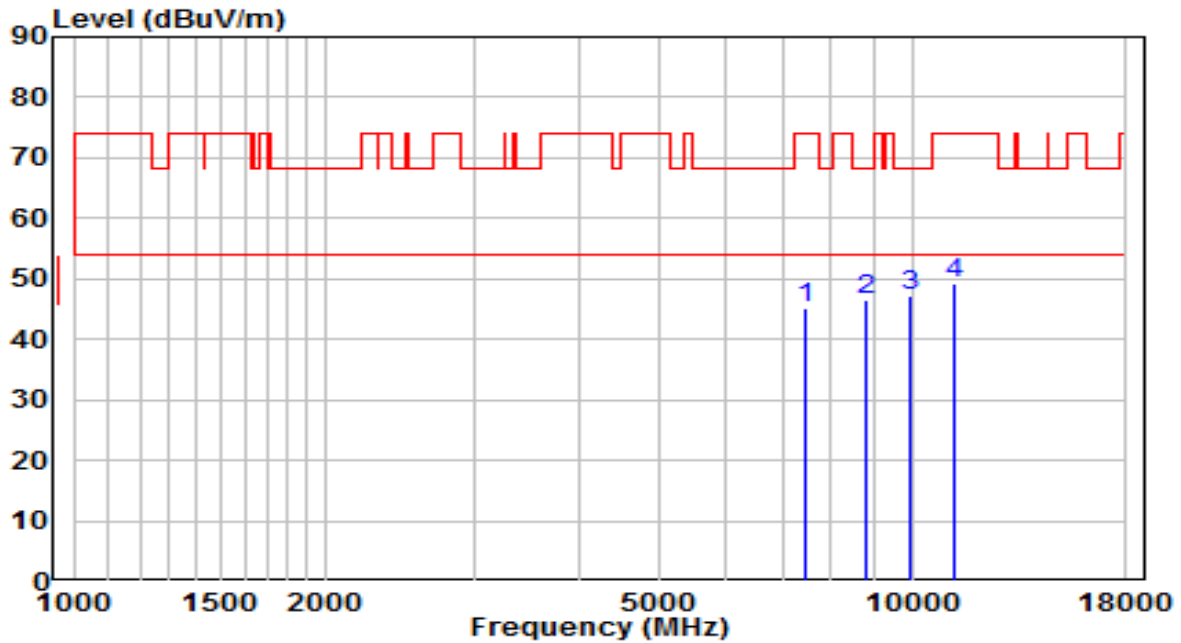


No	Frequency (MHz)	Reading (dBμV)	C.F (dB/m)	Measurement (dBμV/m)	Margin (dB)	Limit (dBμV/m)	Remark (QP/PK/AV)
1	7417.500	32.34	12.65	44.99	-29.01	74.00	Peak
2	8752.000	32.65	14.27	46.92	-21.28	68.20	Peak
3	* 10095.000	31.75	16.94	48.69	-19.51	68.20	Peak
4	11438.000	29.81	19.95	49.76	-24.24	74.00	Peak

Note:

- "*", means this data is the worst emission level.
- C.F (Correction Factor) = Antenna Factor (dB/m) + Cable Loss (dB) – Pre-amplifier(dB).
- Measurement(dBμV/m) = Reading(dBμV) + C.F (Correction Factor).

EUT	ACCESS POINT	Date of Test	2022-01-06
Factor	BBHA 9120D (1GHz~18GHz)_2021	Temp. / Humidity	25.4°C/45.9%
Polarity	Horizontal	Site / Test Engineer	AC1 / Jay Chu
Test Mode	Transmit by 802.11ax-HE20 at Channel 5785MHz	Test Voltage	120V/60Hz

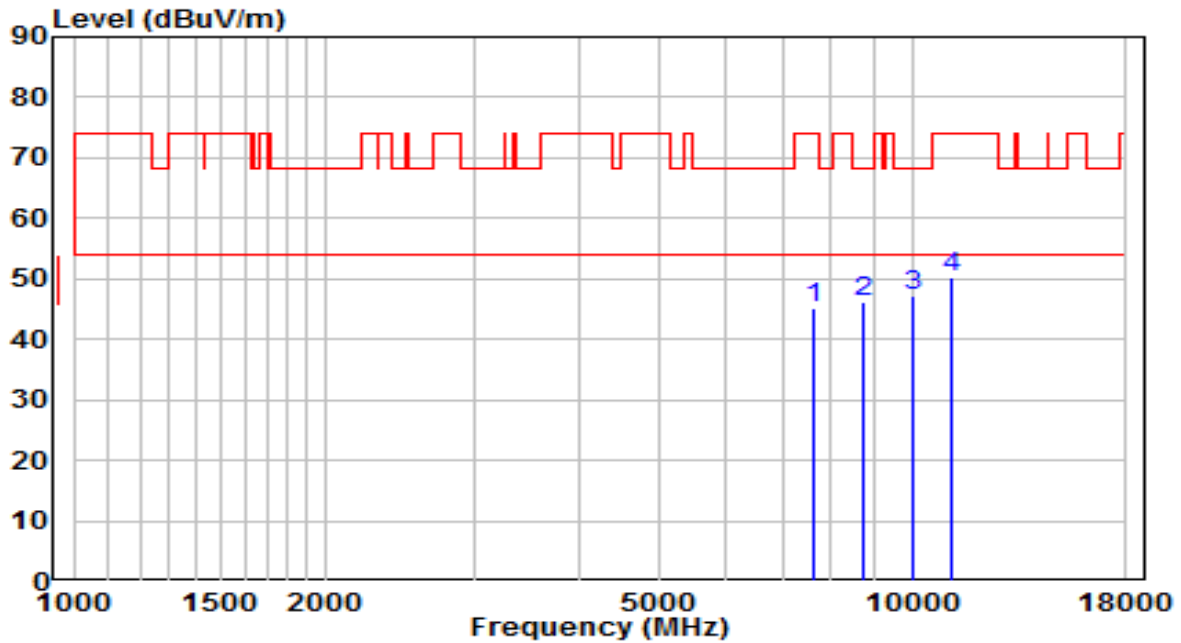


No	Frequency (MHz)	Reading (dB μ V)	C.F (dB/m)	Measurement (dB μ V/m)	Margin (dB)	Limit (dB μ V/m)	Remark (QP/PK/AV)
1	7434.500	32.30	12.72	45.03	-28.97	74.00	Peak
2	8803.000	32.25	14.40	46.65	-21.55	68.20	Peak
3	* 9950.500	30.67	16.48	47.14	-21.06	68.20	Peak
4	11200.000	29.70	19.59	49.29	-24.71	74.00	Peak

Note:

- "*", means this data is the worst emission level.
- C.F (Correction Factor) = Antenna Factor (dB/m) + Cable Loss (dB) – Pre-amplifier(dB).
- Measurement(dB μ V/m) = Reading(dB μ V) + C.F (Correction Factor).

EUT	ACCESS POINT	Date of Test	2022-01-06
Factor	BBHA 9120D (1GHz~18GHz)_2021	Temp. / Humidity	25.4°C/45.9%
Polarity	Vertical	Site / Test Engineer	AC1 / Jay Chu
Test Mode	Transmit by 802.11ax-HE20 at Channel 5785MHz	Test Voltage	120V/60Hz

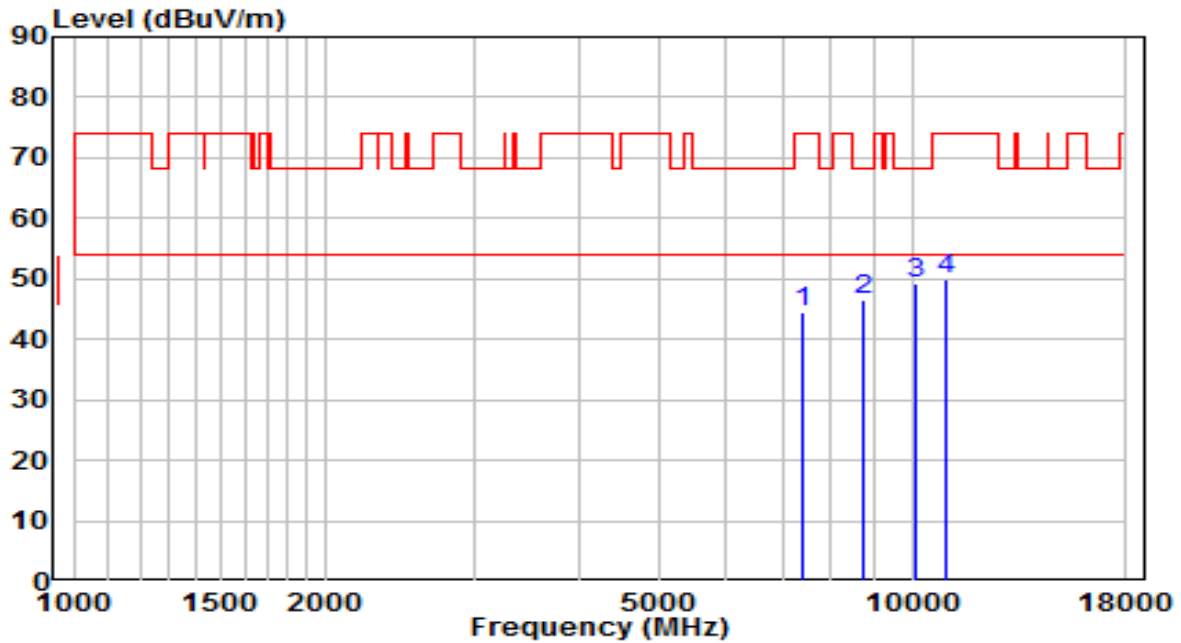


No	Frequency (MHz)	Reading (dB μ V)	C.F (dB/m)	Measurement (dB μ V/m)	Margin (dB)	Limit (dB μ V/m)	Remark (QP/PK/AV)
1	7647.000	31.95	13.14	45.09	-28.91	74.00	Peak
2	8760.500	31.93	14.29	46.22	-21.98	68.20	Peak
3	* 10018.500	30.62	16.63	47.26	-20.94	68.20	Peak
4	11166.000	30.65	19.54	50.18	-23.82	74.00	Peak

Note:

- "*", means this data is the worst emission level.
- C.F (Correction Factor) = Antenna Factor (dB/m) + Cable Loss (dB) – Pre-amplifier(dB).
- Measurement(dB μ V/m) = Reading(dB μ V) + C.F (Correction Factor).

EUT	ACCESS POINT	Date of Test	2022-01-06
Factor	BBHA 9120D (1GHz~18GHz)_2021	Temp. / Humidity	25.4°C/45.9%
Polarity	Horizontal	Site / Test Engineer	AC1 / Jay Chu
Test Mode	Transmit by 802.11ax-HE20 at Channel 5825MHz	Test Voltage	120V/60Hz

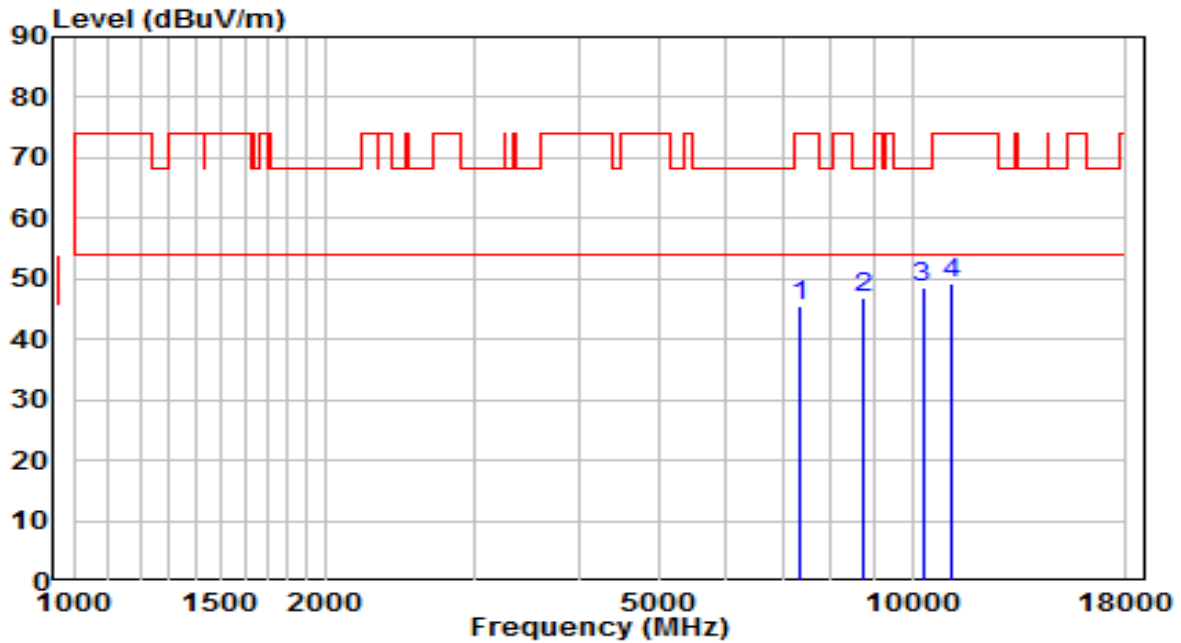


No	Frequency (MHz)	Reading (dB μ V)	C.F (dB/m)	Measurement (dB μ V/m)	Margin (dB)	Limit (dB μ V/m)	Remark (QP/PK/AV)
1	7417.500	31.81	12.65	44.46	-29.54	74.00	Peak
2	8718.000	32.39	14.19	46.58	-21.62	68.20	Peak
3	* 10095.000	32.23	16.94	49.18	-19.02	68.20	Peak
4	11013.000	30.53	19.30	49.83	-24.17	74.00	Peak

Note:

- "*", means this data is the worst emission level.
- C.F (Correction Factor) = Antenna Factor (dB/m) + Cable Loss (dB) – Pre-amplifier(dB).
- Measurement(dB μ V/m) = Reading(dB μ V) + C.F (Correction Factor).

EUT	ACCESS POINT	Date of Test	2022-01-06
Factor	BBHA 9120D (1GHz~18GHz)_2021	Temp. / Humidity	25.4°C/45.9%
Polarity	Vertical	Site / Test Engineer	AC1 / Jay Chu
Test Mode	Transmit by 802.11ax-HE20 at Channel 5825MHz	Test Voltage	120V/60Hz

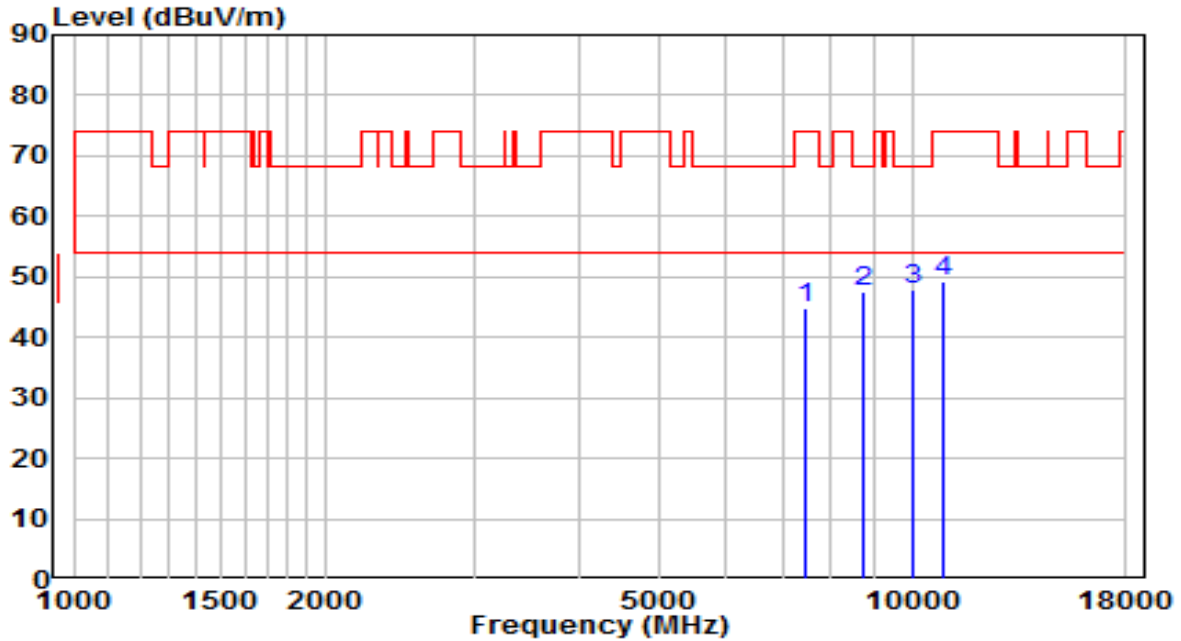


No	Frequency (MHz)	Reading (dB μ V)	C.F (dB/m)	Measurement (dB μ V/m)	Margin (dB)	Limit (dB μ V/m)	Remark (QP/PK/AV)
1	7358.000	33.03	12.39	45.42	-28.58	74.00	Peak
2	8743.500	32.65	14.25	46.90	-21.30	68.20	Peak
3	* 10290.500	30.82	17.73	48.54	-19.66	68.20	Peak
4	11115.000	29.77	19.46	49.22	-24.78	74.00	Peak

Note:

- "*", means this data is the worst emission level.
- C.F (Correction Factor) = Antenna Factor (dB/m) + Cable Loss (dB) – Pre-amplifier(dB).
- Measurement(dB μ V/m) = Reading(dB μ V) + C.F (Correction Factor).

EUT	ACCESS POINT	Date of Test	2022-01-06
Factor	BBHA 9120D (1GHz~18GHz)_2021	Temp. / Humidity	25.4°C/45.9%
Polarity	Horizontal	Site / Test Engineer	AC1 / Jay Chu
Test Mode	Transmit by 802.11ax-HE40 at Channel 5190MHz	Test Voltage	120V/60Hz

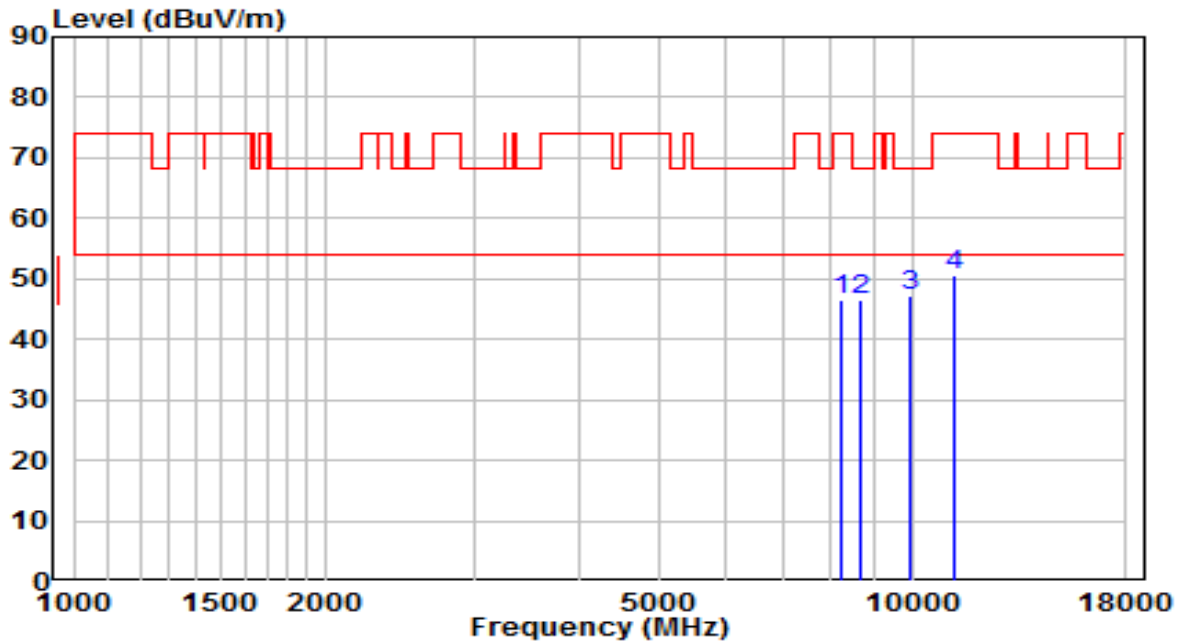


No	Frequency (MHz)	Reading (dB μ V)	C.F (dB/m)	Measurement (dB μ V/m)	Margin (dB)	Limit (dB μ V/m)	Remark (QP/PK/AV)
1	7434.500	32.25	12.72	44.97	-29.03	74.00	Peak
2	8769.000	33.09	14.31	47.40	-20.80	68.20	Peak
3	* 10027.000	31.24	16.67	47.91	-20.29	68.20	Peak
4	10902.500	30.07	19.14	49.21	-24.79	74.00	Peak

Note:

- "*", means this data is the worst emission level.
- C.F (Correction Factor) = Antenna Factor (dB/m) + Cable Loss (dB) – Pre-amplifier(dB).
- Measurement(dB μ V/m) = Reading(dB μ V) + C.F (Correction Factor).

EUT	ACCESS POINT	Date of Test	2022-01-06
Factor	BBHA 9120D (1GHz~18GHz)_2021	Temp. / Humidity	25.4°C/45.9%
Polarity	Vertical	Site / Test Engineer	AC1 / Jay Chu
Test Mode	Transmit by 802.11ax-HE40 at Channel 5190MHz	Test Voltage	120V/60Hz

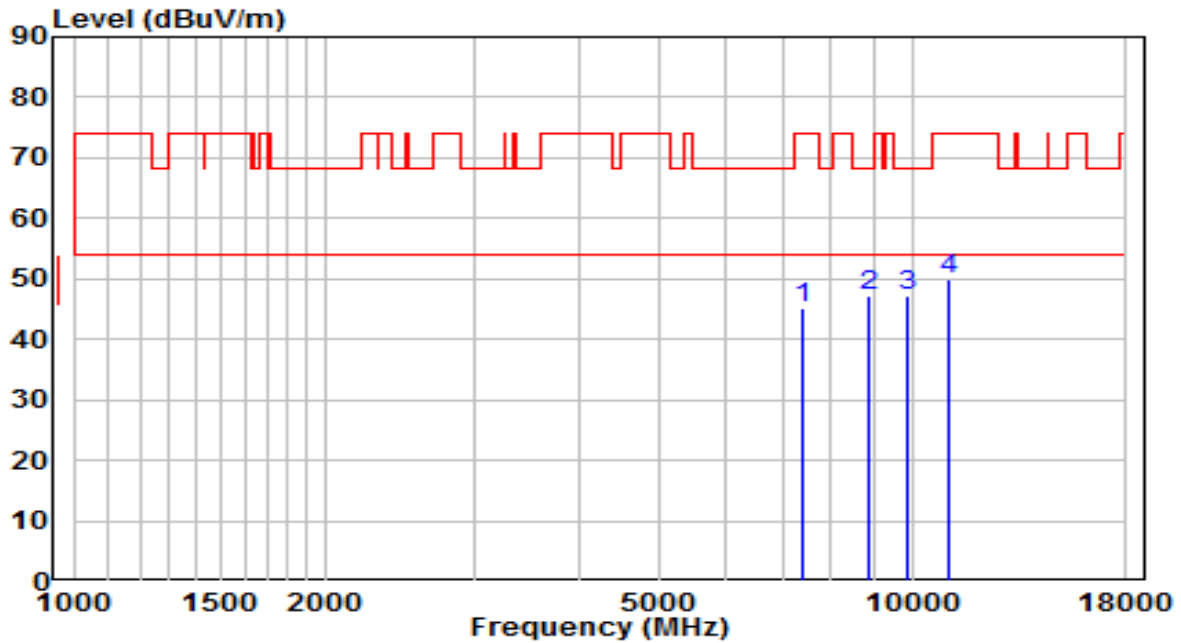


No	Frequency (MHz)	Reading (dB μ V)	C.F (dB/m)	Measurement (dB μ V/m)	Margin (dB)	Limit (dB μ V/m)	Remark (QP/PK/AV)
1	8233.500	32.99	13.54	46.53	-27.47	74.00	Peak
2	8709.500	32.41	14.17	46.58	-21.62	68.20	Peak
3	* 9959.000	30.69	16.49	47.18	-21.02	68.20	Peak
4	11242.500	31.01	19.65	50.66	-23.34	74.00	Peak

Note:

- "*", means this data is the worst emission level.
- C.F (Correction Factor) = Antenna Factor (dB/m) + Cable Loss (dB) – Pre-amplifier(dB).
- Measurement(dB μ V/m) = Reading(dB μ V) + C.F (Correction Factor).

EUT	ACCESS POINT	Date of Test	2022-01-06
Factor	BBHA 9120D (1GHz~18GHz)_2021	Temp. / Humidity	25.4°C/45.9%
Polarity	Horizontal	Site / Test Engineer	AC1 / Jay Chu
Test Mode	Transmit by 802.11ax-HE40 at Channel 5230MHz	Test Voltage	120V/60Hz

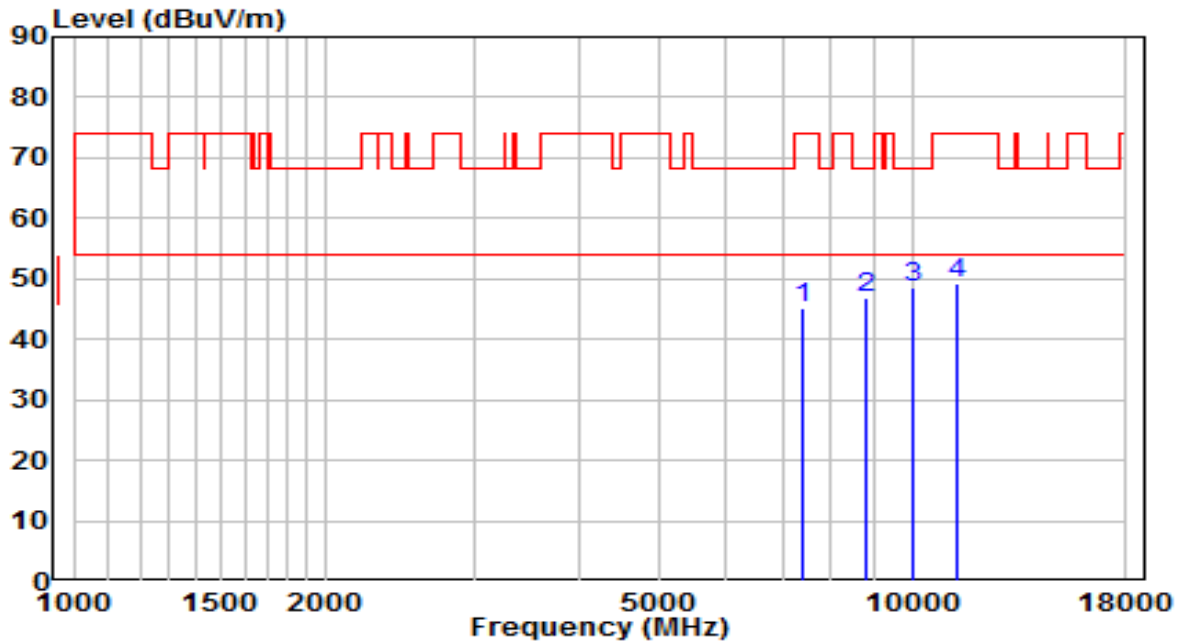


No	Frequency (MHz)	Reading (dB μ V)	C.F (dB/m)	Measurement (dB μ V/m)	Margin (dB)	Limit (dB μ V/m)	Remark (QP/PK/AV)
1	7392.000	32.58	12.54	45.11	-28.89	74.00	Peak
2	* 8905.000	32.66	14.65	47.31	-20.89	68.20	Peak
3	9865.500	30.94	16.33	47.28	-20.92	68.20	Peak
4	11072.500	30.62	19.39	50.01	-23.99	74.00	Peak

Note:

- "*", means this data is the worst emission level.
- C.F (Correction Factor) = Antenna Factor (dB/m) + Cable Loss (dB) – Pre-amplifier(dB).
- Measurement(dB μ V/m) = Reading(dB μ V) + C.F (Correction Factor).

EUT	ACCESS POINT	Date of Test	2022-01-06
Factor	BBHA 9120D (1GHz~18GHz)_2021	Temp. / Humidity	25.4°C/45.9%
Polarity	Vertical	Site / Test Engineer	AC1 / Jay Chu
Test Mode	Transmit by 802.11ax-HE40 at Channel 5230MHz	Test Voltage	120V/60Hz

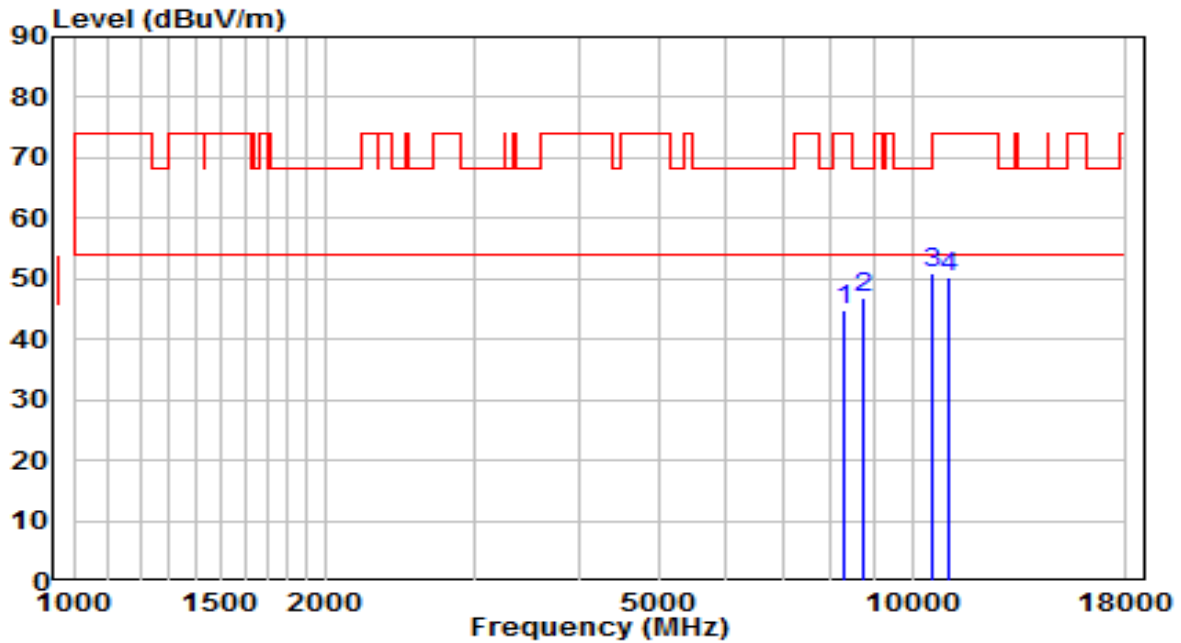


No	Frequency (MHz)	Reading (dB μ V)	C.F (dB/m)	Measurement (dB μ V/m)	Margin (dB)	Limit (dB μ V/m)	Remark (QP/PK/AV)
1	7426.000	32.32	12.69	45.00	-29.00	74.00	Peak
2	8786.000	32.54	14.36	46.89	-21.31	68.20	Peak
3	* 10027.000	31.89	16.67	48.56	-19.64	68.20	Peak
4	11276.500	29.42	19.71	49.13	-24.87	74.00	Peak

Note:

- "*", means this data is the worst emission level.
- C.F (Correction Factor) = Antenna Factor (dB/m) + Cable Loss (dB) – Pre-amplifier(dB).
- Measurement(dB μ V/m) = Reading(dB μ V) + C.F (Correction Factor).

EUT	ACCESS POINT	Date of Test	2022-01-06
Factor	BBHA 9120D (1GHz~18GHz)_2021	Temp. / Humidity	25.4°C/45.9%
Polarity	Horizontal	Site / Test Engineer	AC1 / Jay Chu
Test Mode	Transmit by 802.11ax-HE40 at Channel 5270MHz	Test Voltage	120V/60Hz

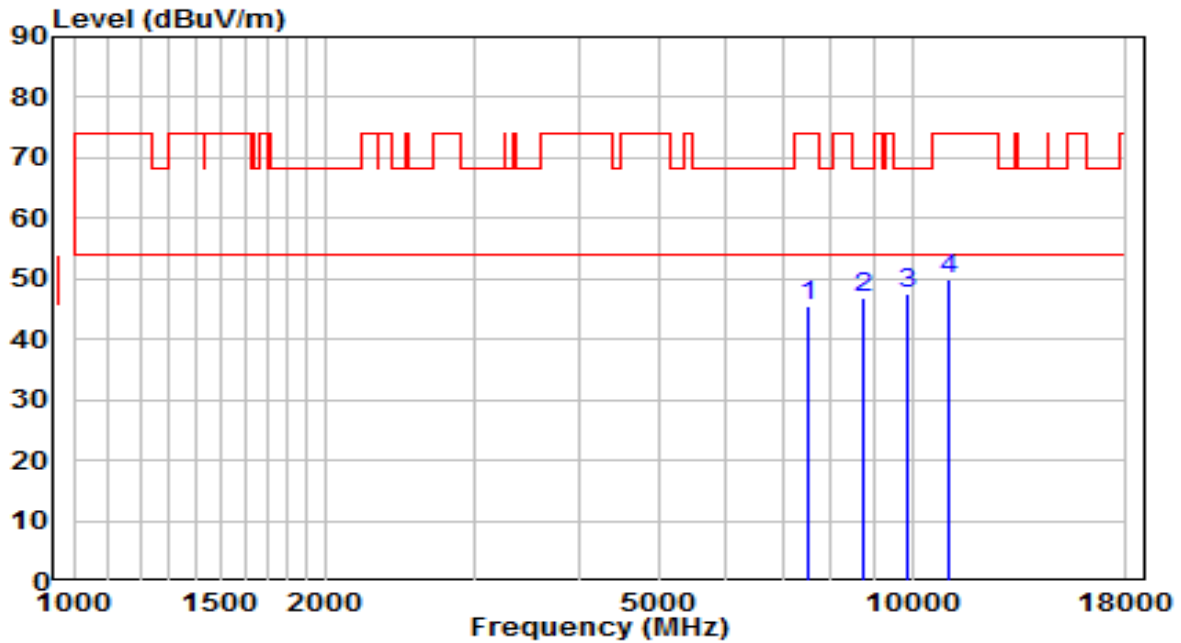


No	Frequency (MHz)	Reading (dB μ V)	C.F (dB/m)	Measurement (dB μ V/m)	Margin (dB)	Limit (dB μ V/m)	Remark (QP/PK/AV)
1	8310.000	31.38	13.57	44.95	-29.05	74.00	Peak
2	8743.500	32.58	14.25	46.83	-21.37	68.20	Peak
3	* 10537.000	32.37	18.62	50.99	-17.21	68.20	Peak
4	11081.000	30.91	19.40	50.31	-23.69	74.00	Peak

Note:

- "*", means this data is the worst emission level.
- C.F (Correction Factor) = Antenna Factor (dB/m) + Cable Loss (dB) – Pre-amplifier(dB).
- Measurement(dB μ V/m) = Reading(dB μ V) + C.F (Correction Factor).

EUT	ACCESS POINT	Date of Test	2022-01-06
Factor	BBHA 9120D (1GHz~18GHz)_2021	Temp. / Humidity	25.4°C/45.9%
Polarity	Vertical	Site / Test Engineer	AC1 / Jay Chu
Test Mode	Transmit by 802.11ax-HE40 at Channel 5270MHz	Test Voltage	120V/60Hz

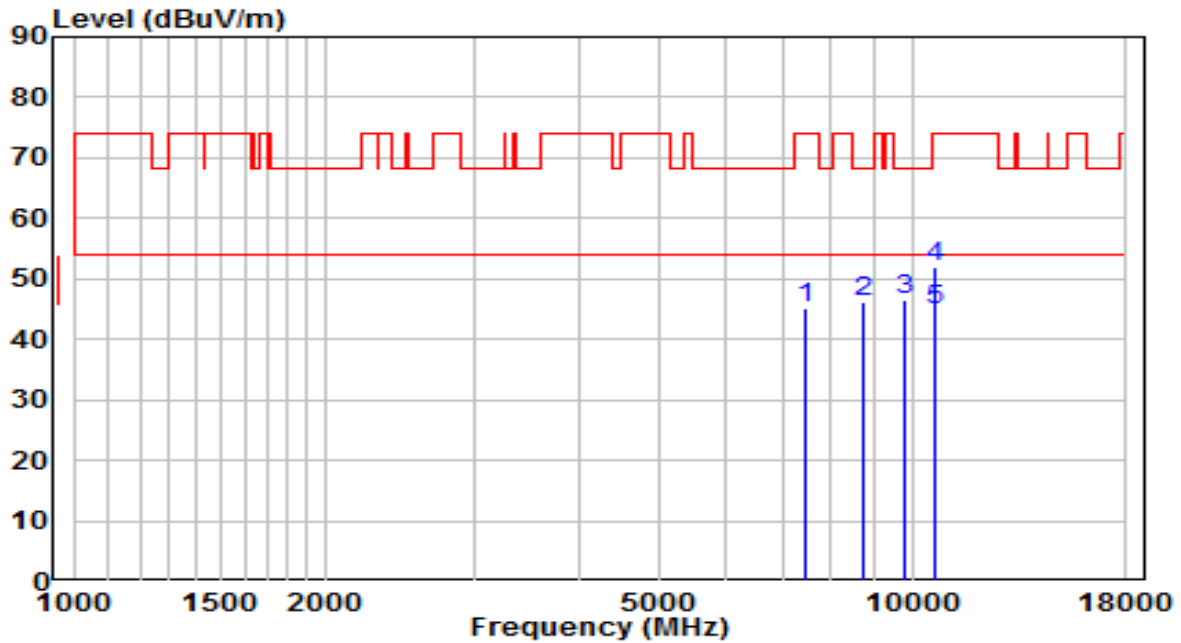


No	Frequency (MHz)	Reading (dB μ V)	C.F (dB/m)	Measurement (dB μ V/m)	Margin (dB)	Limit (dB μ V/m)	Remark (QP/PK/AV)
1	7511.000	32.47	13.02	45.49	-28.51	74.00	Peak
2	8769.000	32.39	14.31	46.70	-21.50	68.20	Peak
3	* 9891.000	31.07	16.38	47.44	-20.76	68.20	Peak
4	11089.500	30.39	19.42	49.81	-24.19	74.00	Peak

Note:

- "*", means this data is the worst emission level.
- C.F (Correction Factor) = Antenna Factor (dB/m) + Cable Loss (dB) – Pre-amplifier(dB).
- Measurement(dB μ V/m) = Reading(dB μ V) + C.F (Correction Factor).

EUT	ACCESS POINT	Date of Test	2022-01-06
Factor	BBHA 9120D (1GHz~18GHz)_2021	Temp. / Humidity	25.4°C/45.9%
Polarity	Horizontal	Site / Test Engineer	AC1 / Jay Chu
Test Mode	Transmit by 802.11ax-HE40 at Channel 5310MHz	Test Voltage	120V/60Hz

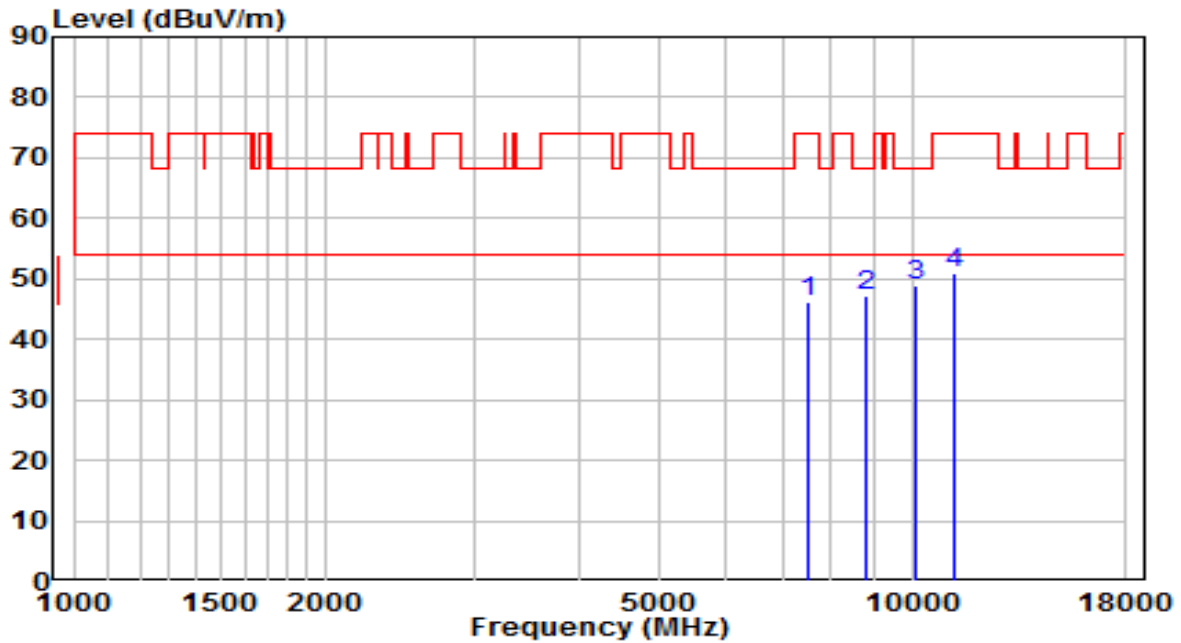


No	Frequency (MHz)	Reading (dB μ V)	C.F (dB/m)	Measurement (dB μ V/m)	Margin (dB)	Limit (dB μ V/m)	Remark (QP/PK/AV)
1	7451.500	32.22	12.80	45.02	-28.98	74.00	Peak
2	8743.500	31.88	14.25	46.14	-22.06	68.20	Peak
3	9789.000	30.44	16.21	46.65	-21.55	68.20	Peak
4	10622.000	33.10	18.74	51.84	-22.16	74.00	Peak
5	* 10622.000	26.15	18.74	44.90	-9.10	54.00	Average

Note:

1. " *", means this data is the worst emission level.
2. C.F (Correction Factor) = Antenna Factor (dB/m) + Cable Loss (dB) – Preamplifier(dB).
3. Measurement(dB μ V/m) = Reading(dB μ V) + C.F (Correction Factor).

EUT	ACCESS POINT	Date of Test	2022-01-06
Factor	BBHA 9120D (1GHz~18GHz)_2021	Temp. / Humidity	25.4°C/45.9%
Polarity	Vertical	Site / Test Engineer	AC1 / Jay Chu
Test Mode	Transmit by 802.11ax-HE40 at Channel 5310MHz	Test Voltage	120V/60Hz

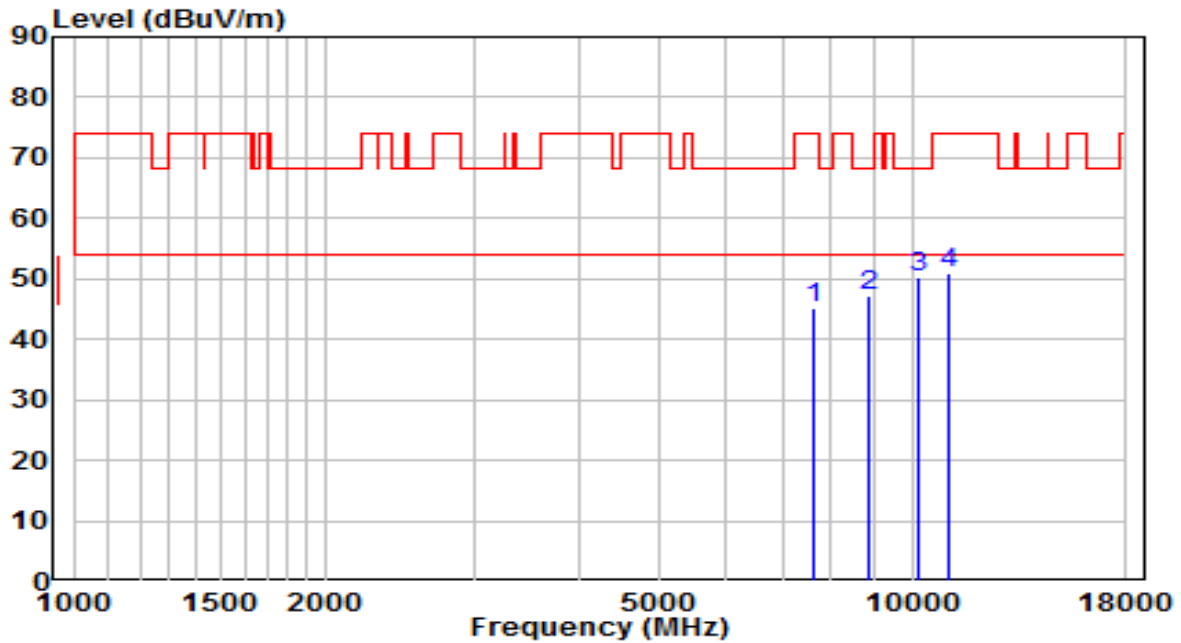


No	Frequency (MHz)	Reading (dB μ V)	C.F (dB/m)	Measurement (dB μ V/m)	Margin (dB)	Limit (dB μ V/m)	Remark (QP/PK/AV)
1	7502.500	33.16	13.02	46.18	-27.82	74.00	Peak
2	8820.000	32.62	14.44	47.06	-21.14	68.20	Peak
3	* 10095.000	31.88	16.94	48.82	-19.38	68.20	Peak
4	11200.000	31.39	19.59	50.98	-23.02	74.00	Peak

Note:

- "*", means this data is the worst emission level.
- C.F (Correction Factor) = Antenna Factor (dB/m) + Cable Loss (dB) – Pre-amplifier(dB).
- Measurement(dB μ V/m) = Reading(dB μ V) + C.F (Correction Factor).

EUT	ACCESS POINT	Date of Test	2022-01-06
Factor	BBHA 9120D (1GHz~18GHz)_2021	Temp. / Humidity	25.4°C/45.9%
Polarity	Horizontal	Site / Test Engineer	AC1 / Jay Chu
Test Mode	Transmit by 802.11ax-HE40 at Channel 5510MHz	Test Voltage	120V/60Hz

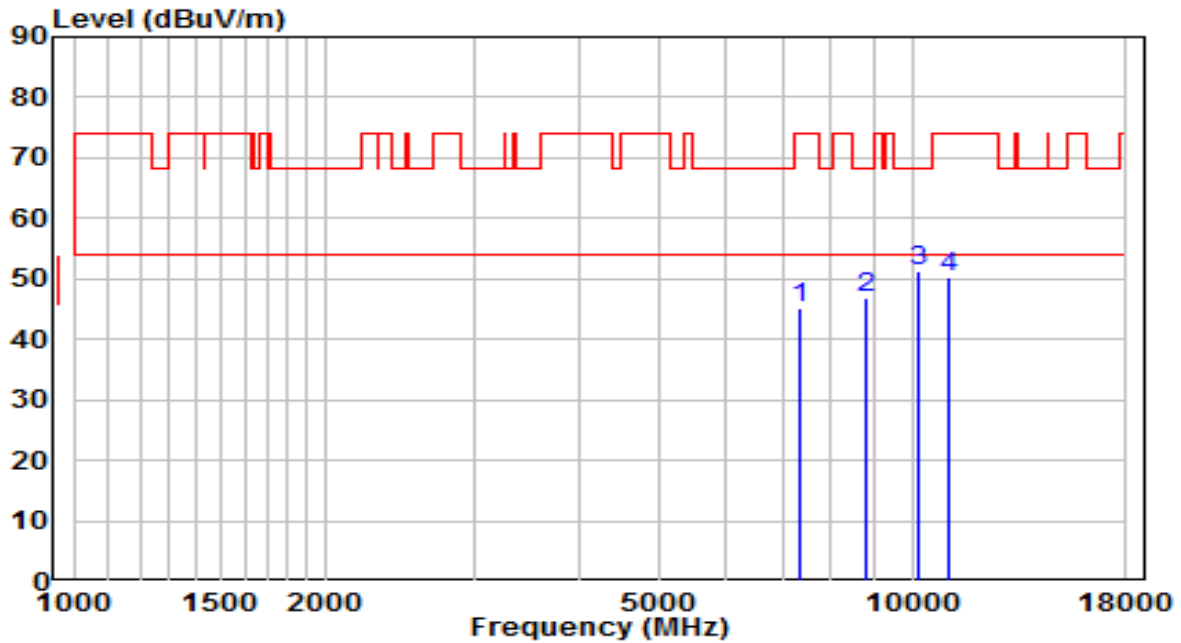


No	Frequency (MHz)	Reading (dB μ V)	C.F (dB/m)	Measurement (dB μ V/m)	Margin (dB)	Limit (dB μ V/m)	Remark (QP/PK/AV)
1	7621.500	31.89	13.12	45.00	-29.00	74.00	Peak
2	8862.500	32.64	14.54	47.18	-21.02	68.20	Peak
3	* 10146.000	33.05	17.15	50.20	-18.00	68.20	Peak
4	11021.500	31.64	19.31	50.95	-23.05	74.00	Peak

Note:

- "*", means this data is the worst emission level.
- C.F (Correction Factor) = Antenna Factor (dB/m) + Cable Loss (dB) – Pre-amplifier(dB).
- Measurement(dB μ V/m) = Reading(dB μ V) + C.F (Correction Factor).

EUT	ACCESS POINT	Date of Test	2022-01-06
Factor	BBHA 9120D (1GHz~18GHz)_2021	Temp. / Humidity	25.4°C/45.9%
Polarity	Vertical	Site / Test Engineer	AC1 / Jay Chu
Test Mode	Transmit by 802.11ax-HE40 at Channel 5510MHz	Test Voltage	120V/60Hz

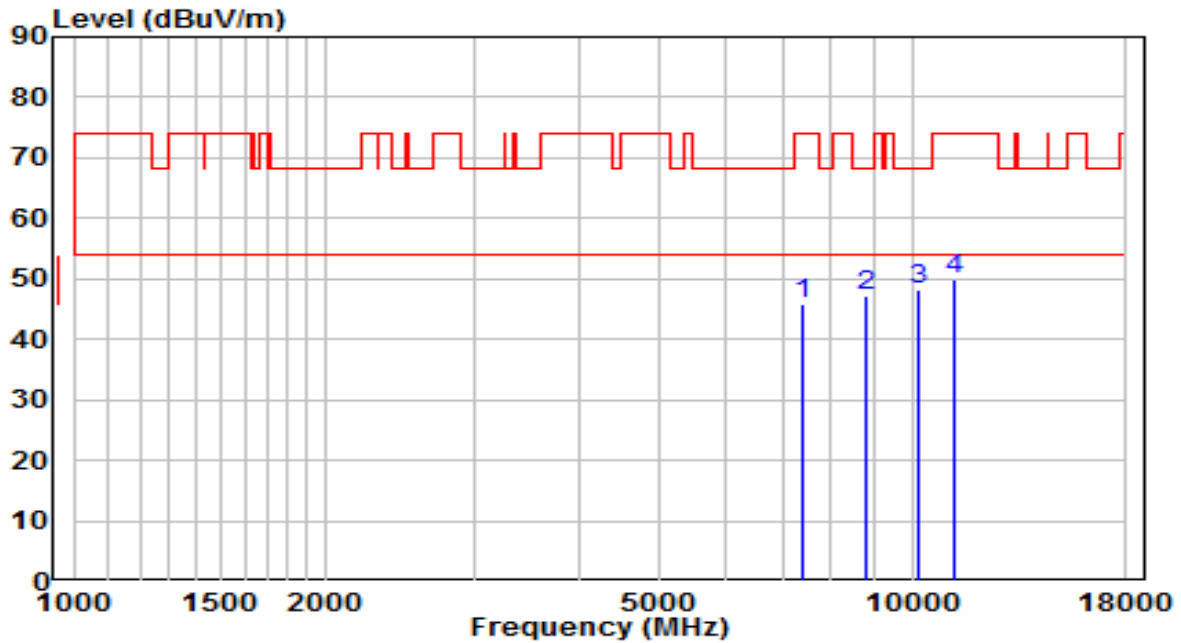


No	Frequency (MHz)	Reading (dB μ V)	C.F (dB/m)	Measurement (dB μ V/m)	Margin (dB)	Limit (dB μ V/m)	Remark (QP/PK/AV)
1	7341.000	32.95	12.31	45.26	-28.74	74.00	Peak
2	8837.000	32.53	14.48	47.01	-21.19	68.20	Peak
3	* 10171.500	33.89	17.25	51.14	-17.06	68.20	Peak
4	11021.500	31.01	19.31	50.32	-23.68	74.00	Peak

Note:

- "*", means this data is the worst emission level.
- C.F (Correction Factor) = Antenna Factor (dB/m) + Cable Loss (dB) – Pre-amplifier(dB).
- Measurement(dB μ V/m) = Reading(dB μ V) + C.F (Correction Factor).

EUT	ACCESS POINT	Date of Test	2022-01-06
Factor	BBHA 9120D (1GHz~18GHz)_2021	Temp. / Humidity	25.4°C/45.9%
Polarity	Horizontal	Site / Test Engineer	AC1 / Jay Chu
Test Mode	Transmit by 802.11ax-HE40 at Channel 5550MHz	Test Voltage	120V/60Hz

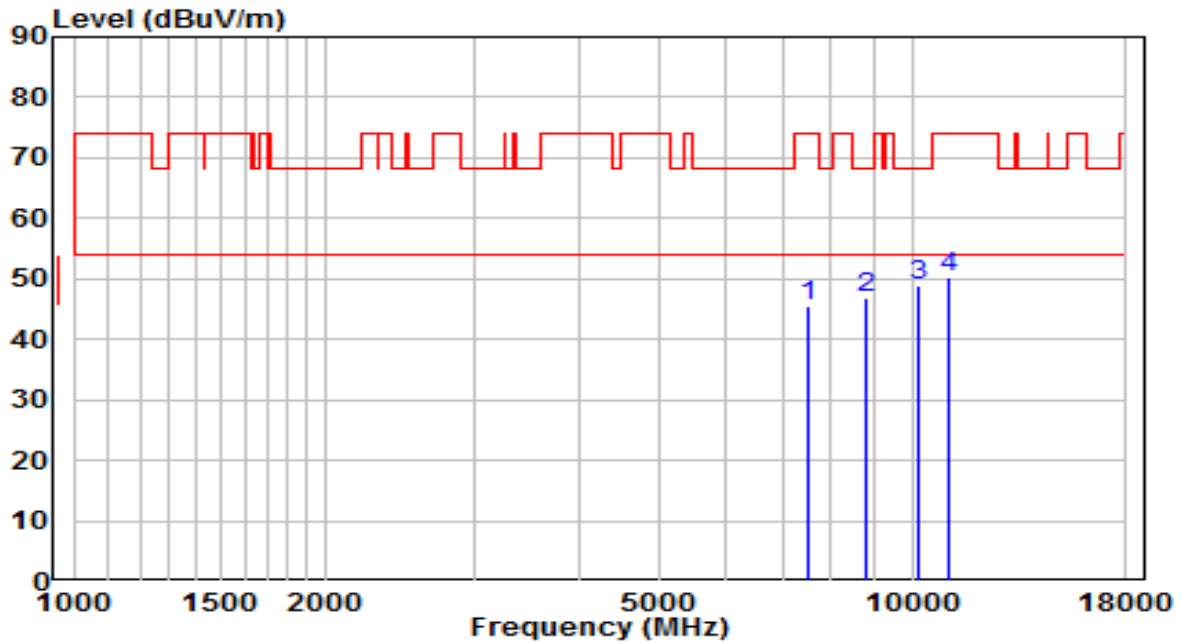


No	Frequency (MHz)	Reading (dB μ V)	C.F (dB/m)	Measurement (dB μ V/m)	Margin (dB)	Limit (dB μ V/m)	Remark (QP/PK/AV)
1	7383.500	33.41	12.50	45.91	-28.09	74.00	Peak
2	8786.000	32.83	14.36	47.19	-21.01	68.20	Peak
3	* 10188.500	30.83	17.32	48.15	-20.05	68.20	Peak
4	11191.500	30.43	19.57	50.01	-23.99	74.00	Peak

Note:

- "*", means this data is the worst emission level.
- C.F (Correction Factor) = Antenna Factor (dB/m) + Cable Loss (dB) – Pre-amplifier(dB).
- Measurement(dB μ V/m) = Reading(dB μ V) + C.F (Correction Factor).

EUT	ACCESS POINT	Date of Test	2022-01-06
Factor	BBHA 9120D (1GHz~18GHz)_2021	Temp. / Humidity	25.4°C/45.9%
Polarity	Vertical	Site / Test Engineer	AC1 / Jay Chu
Test Mode	Transmit by 802.11ax-HE40 at Channel 5550MHz	Test Voltage	120V/60Hz

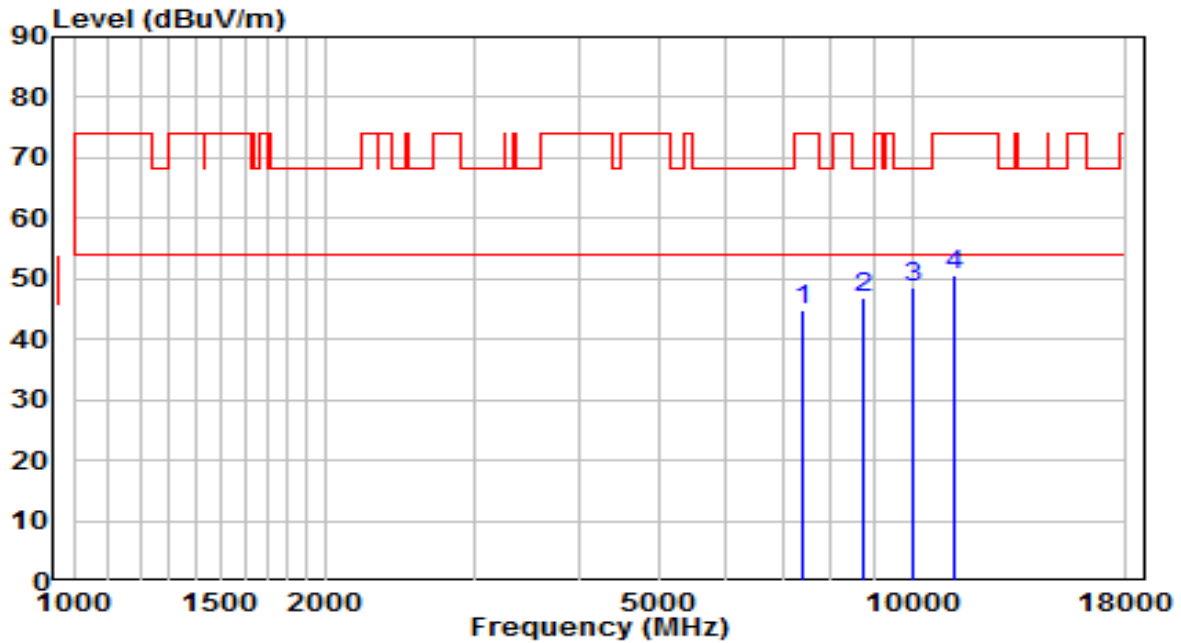


No	Frequency (MHz)	Reading (dB μ V)	C.F (dB/m)	Measurement (dB μ V/m)	Margin (dB)	Limit (dB μ V/m)	Remark (QP/PK/AV)
1	7502.500	32.38	13.02	45.40	-28.60	74.00	Peak
2	8837.000	32.36	14.48	46.84	-21.36	68.20	Peak
3	* 10171.500	31.77	17.25	49.02	-19.18	68.20	Peak
4	11098.000	30.73	19.43	50.16	-23.84	74.00	Peak

Note:

- "*", means this data is the worst emission level.
- C.F (Correction Factor) = Antenna Factor (dB/m) + Cable Loss (dB) – Pre-amplifier(dB).
- Measurement(dB μ V/m) = Reading(dB μ V) + C.F (Correction Factor).

EUT	ACCESS POINT	Date of Test	2022-01-06
Factor	BBHA 9120D (1GHz~18GHz)_2021	Temp. / Humidity	25.4°C/45.9%
Polarity	Horizontal	Site / Test Engineer	AC1 / Jay Chu
Test Mode	Transmit by 802.11ax-HE40 at Channel 5670MHz	Test Voltage	120V/60Hz

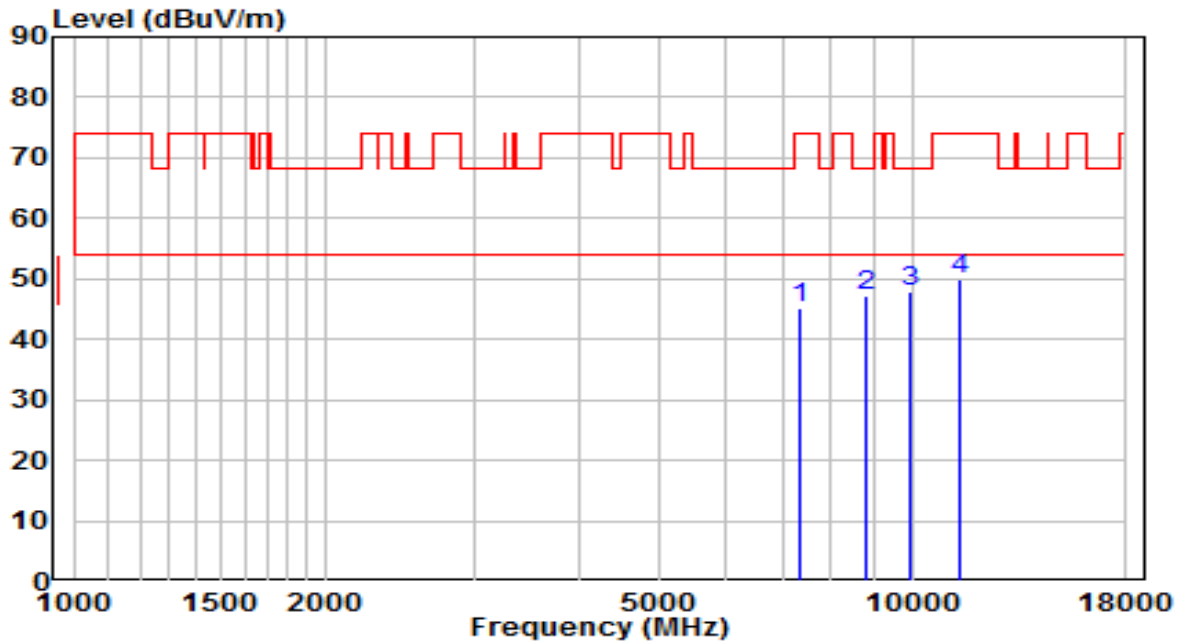


No	Frequency (MHz)	Reading (dB μ V)	C.F (dB/m)	Measurement (dB μ V/m)	Margin (dB)	Limit (dB μ V/m)	Remark (QP/PK/AV)
1	7383.500	32.32	12.50	44.81	-29.19	74.00	Peak
2	8769.000	32.55	14.31	46.87	-21.33	68.20	Peak
3	* 10035.500	31.83	16.70	48.53	-19.67	68.20	Peak
4	11251.000	30.99	19.67	50.66	-23.34	74.00	Peak

Note:

- "*", means this data is the worst emission level.
- C.F (Correction Factor) = Antenna Factor (dB/m) + Cable Loss (dB) – Pre-amplifier(dB).
- Measurement(dB μ V/m) = Reading(dB μ V) + C.F (Correction Factor).

EUT	ACCESS POINT	Date of Test	2022-01-06
Factor	BBHA 9120D (1GHz~18GHz)_2021	Temp. / Humidity	25.4°C/45.9%
Polarity	Vertical	Site / Test Engineer	AC1 / Jay Chu
Test Mode	Transmit by 802.11ax-HE40 at Channel 5670MHz	Test Voltage	120V/60Hz

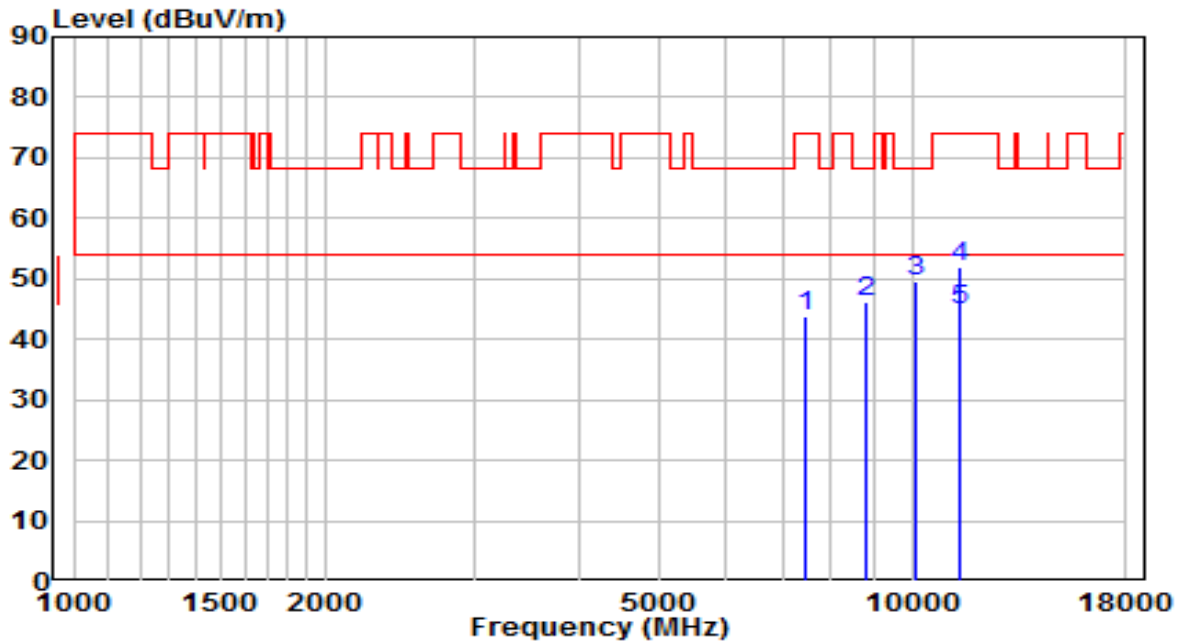


No	Frequency (MHz)	Reading (dB μ V)	C.F (dB/m)	Measurement (dB μ V/m)	Margin (dB)	Limit (dB μ V/m)	Remark (QP/PK/AV)
1	7332.500	33.04	12.27	45.31	-28.69	74.00	Peak
2	8828.500	32.60	14.46	47.06	-21.14	68.20	Peak
3	* 9950.500	31.39	16.48	47.87	-20.33	68.20	Peak
4	11412.500	30.04	19.92	49.95	-24.05	74.00	Peak

Note:

- "*", means this data is the worst emission level.
- C.F (Correction Factor) = Antenna Factor (dB/m) + Cable Loss (dB) – Pre-amplifier(dB).
- Measurement(dB μ V/m) = Reading(dB μ V) + C.F (Correction Factor).

EUT	ACCESS POINT	Date of Test	2022-01-06
Factor	BBHA 9120D (1GHz~18GHz)_2021	Temp. / Humidity	25.4°C/45.9%
Polarity	Horizontal	Site / Test Engineer	AC1 / Jay Chu
Test Mode	Transmit by 802.11ax-HE40 at Channel 5710MHz	Test Voltage	120V/60Hz

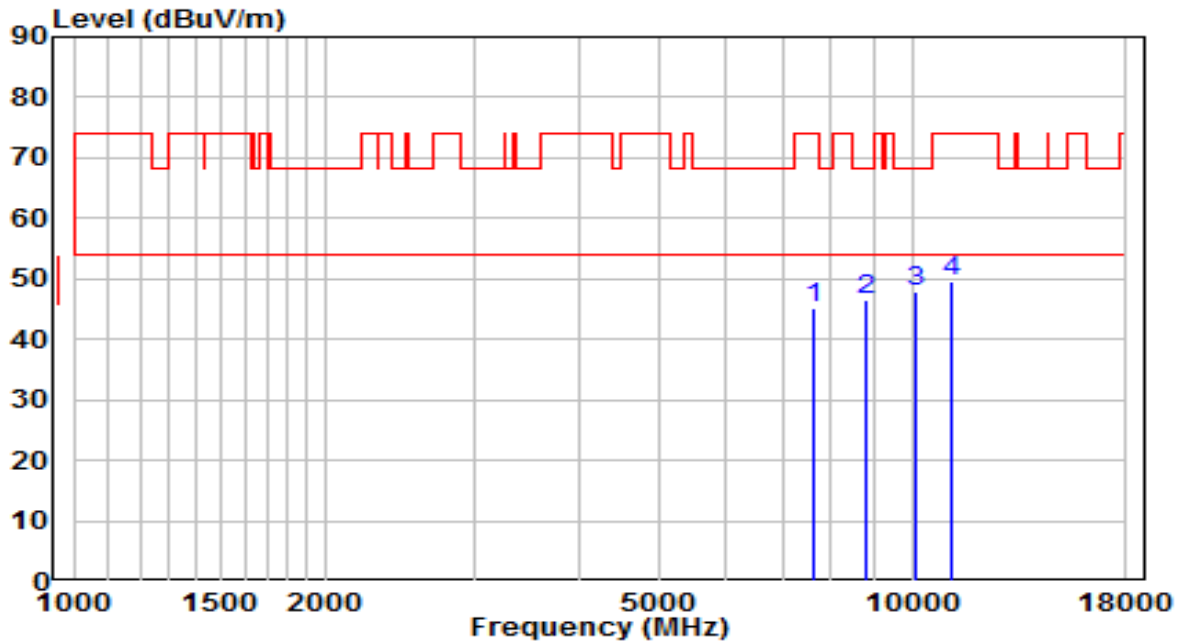


No	Frequency (MHz)	Reading (dB μ V)	C.F (dB/m)	Measurement (dB μ V/m)	Margin (dB)	Limit (dB μ V/m)	Remark (QP/PK/AV)
1	7460.000	31.01	12.84	43.84	-30.16	74.00	Peak
2	8794.500	31.85	14.38	46.23	-21.97	68.20	Peak
3	10112.000	32.48	17.01	49.49	-18.71	68.20	Peak
4	11421.000	32.13	19.93	52.06	-21.94	74.00	Peak
5	* 11421.000	25.02	19.93	44.95	-9.05	54.00	Average

Note:

1. " *", means this data is the worst emission level.
2. C.F (Correction Factor) = Antenna Factor (dB/m) + Cable Loss (dB) – Preamplifier(dB).
3. Measurement(dB μ V/m) = Reading(dB μ V) + C.F (Correction Factor).

EUT	ACCESS POINT	Date of Test	2022-01-06
Factor	BBHA 9120D (1GHz~18GHz)_2021	Temp. / Humidity	25.4°C/45.9%
Polarity	Vertical	Site / Test Engineer	AC1 / Jay Chu
Test Mode	Transmit by 802.11ax-HE40 at Channel 5710MHz	Test Voltage	120V/60Hz

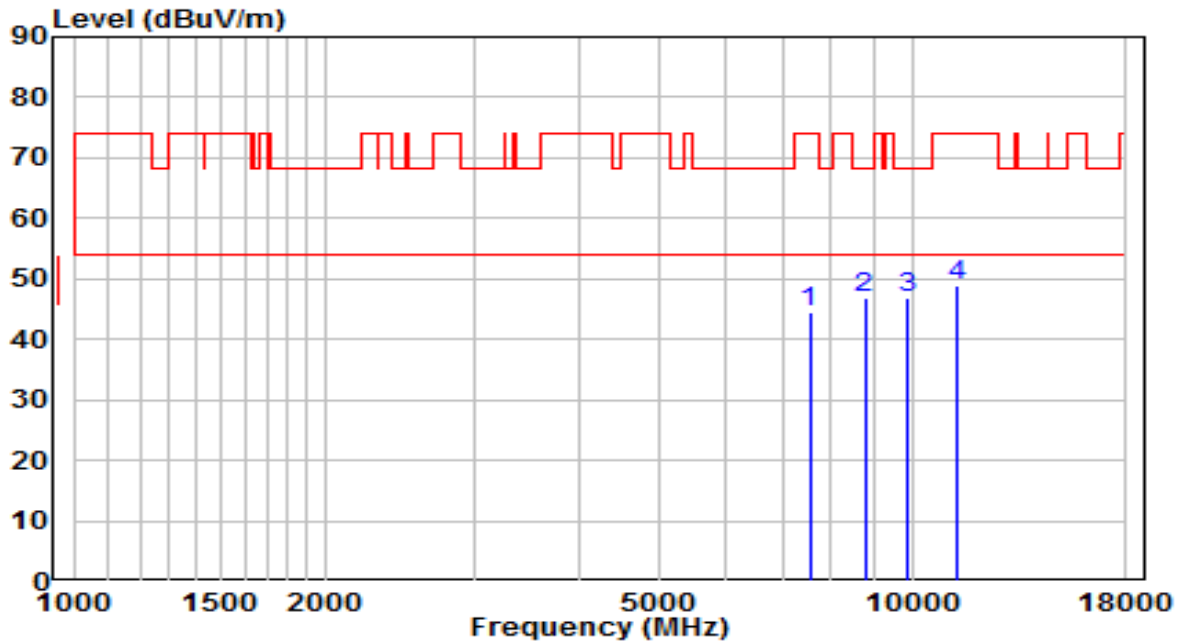


No	Frequency (MHz)	Reading (dB μ V)	C.F (dB/m)	Measurement (dB μ V/m)	Margin (dB)	Limit (dB μ V/m)	Remark (QP/PK/AV)
1	7655.500	32.14	13.14	45.28	-28.72	74.00	Peak
2	8837.000	32.01	14.48	46.50	-21.70	68.20	Peak
3	* 10129.000	30.82	17.08	47.90	-20.30	68.20	Peak
4	11123.500	30.13	19.47	49.60	-24.40	74.00	Peak

Note:

- "*", means this data is the worst emission level.
- C.F (Correction Factor) = Antenna Factor (dB/m) + Cable Loss (dB) – Pre-amplifier(dB).
- Measurement(dB μ V/m) = Reading(dB μ V) + C.F (Correction Factor).

EUT	ACCESS POINT	Date of Test	2022-01-06
Factor	BBHA 9120D (1GHz~18GHz)_2021	Temp. / Humidity	25.4°C/45.9%
Polarity	Horizontal	Site / Test Engineer	AC1 / Jay Chu
Test Mode	Transmit by 802.11ax-HE40 at Channel 5755MHz	Test Voltage	120V/60Hz

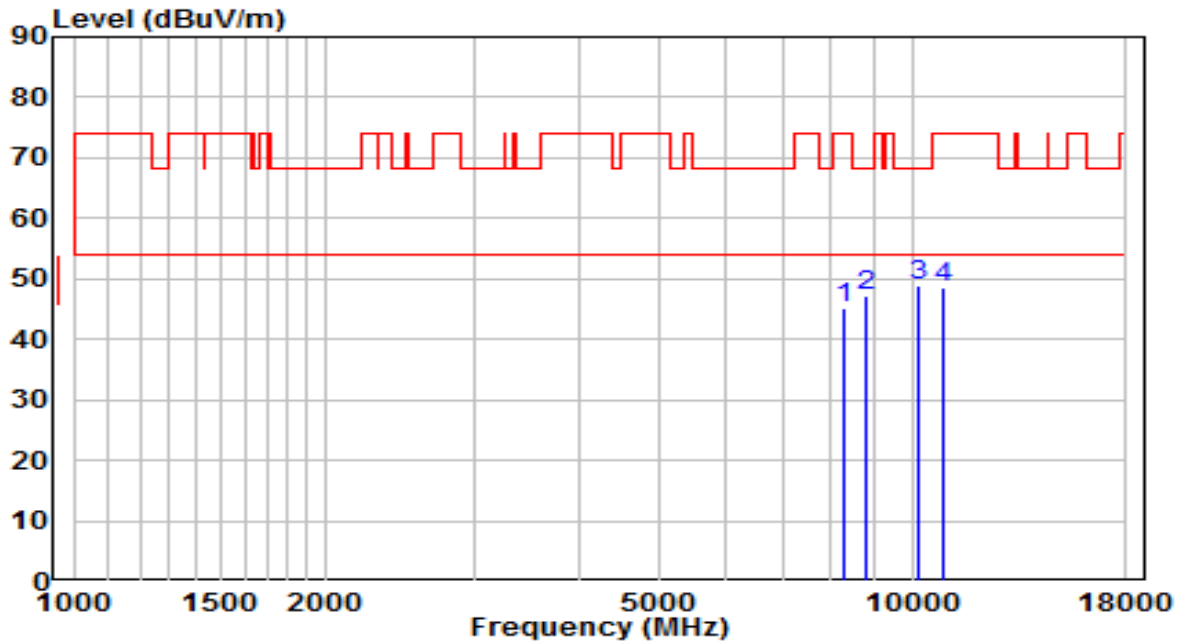


No	Frequency (MHz)	Reading (dBμV)	C.F (dB/m)	Measurement (dBμV/m)	Margin (dB)	Limit (dBμV/m)	Remark (QP/PK/AV)
1	7545.000	31.30	13.05	44.35	-29.65	74.00	Peak
2	8777.500	32.48	14.33	46.82	-21.38	68.20	Peak
3	* 9865.500	30.60	16.33	46.93	-21.27	68.20	Peak
4	11336.000	29.20	19.80	49.00	-25.00	74.00	Peak

Note:

- "*", means this data is the worst emission level.
- C.F (Correction Factor) = Antenna Factor (dB/m) + Cable Loss (dB) – Pre-amplifier(dB).
- Measurement(dBμV/m) = Reading(dBμV) + C.F (Correction Factor).

EUT	ACCESS POINT	Date of Test	2022-01-06
Factor	BBHA 9120D (1GHz~18GHz)_2021	Temp. / Humidity	25.4°C/45.9%
Polarity	Vertical	Site / Test Engineer	AC1 / Jay Chu
Test Mode	Transmit by 802.11ax-HE40 at Channel 5755MHz	Test Voltage	120V/60Hz

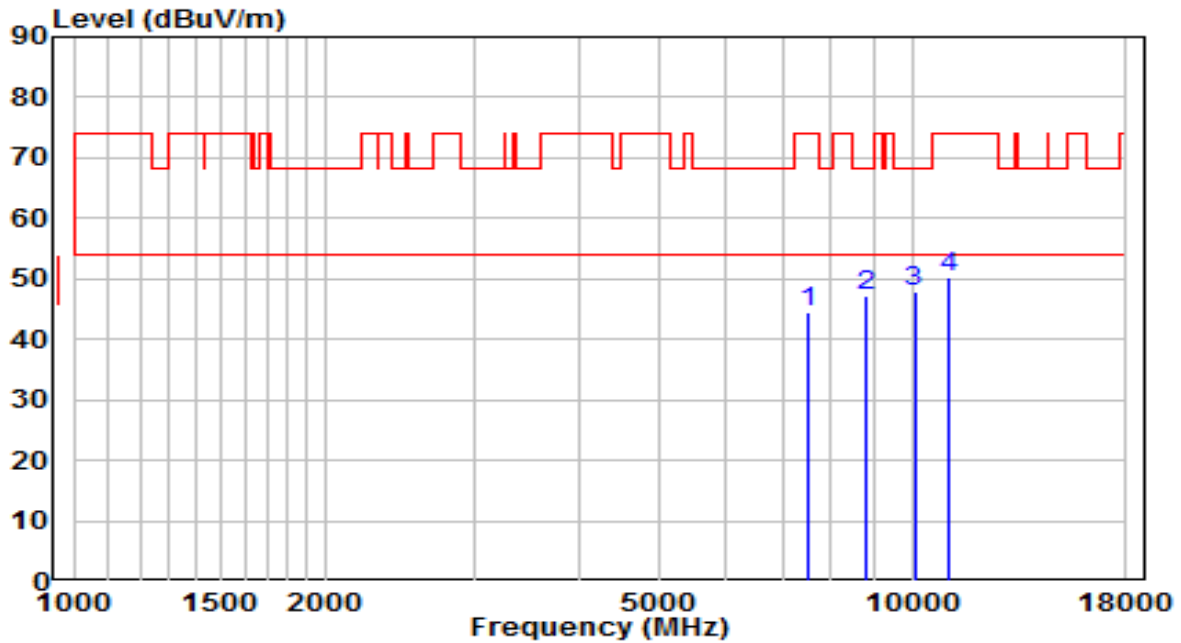


No	Frequency (MHz)	Reading (dB μ V)	C.F (dB/m)	Measurement (dB μ V/m)	Margin (dB)	Limit (dB μ V/m)	Remark (QP/PK/AV)
1	8284.500	31.52	13.56	45.08	-28.92	74.00	Peak
2	8820.000	32.81	14.44	47.24	-20.96	68.20	Peak
3	* 10188.500	31.67	17.32	48.98	-19.22	68.20	Peak
4	10868.500	29.54	19.09	48.64	-25.36	74.00	Peak

Note:

- "*", means this data is the worst emission level.
- C.F (Correction Factor) = Antenna Factor (dB/m) + Cable Loss (dB) – Pre-amplifier(dB).
- Measurement(dB μ V/m) = Reading(dB μ V) + C.F (Correction Factor).

EUT	ACCESS POINT	Date of Test	2022-01-06
Factor	BBHA 9120D (1GHz~18GHz)_2021	Temp. / Humidity	25.4°C/45.9%
Polarity	Horizontal	Site / Test Engineer	AC1 / Jay Chu
Test Mode	Transmit by 802.11ax-HE40 at Channel 5795MHz	Test Voltage	120V/60Hz

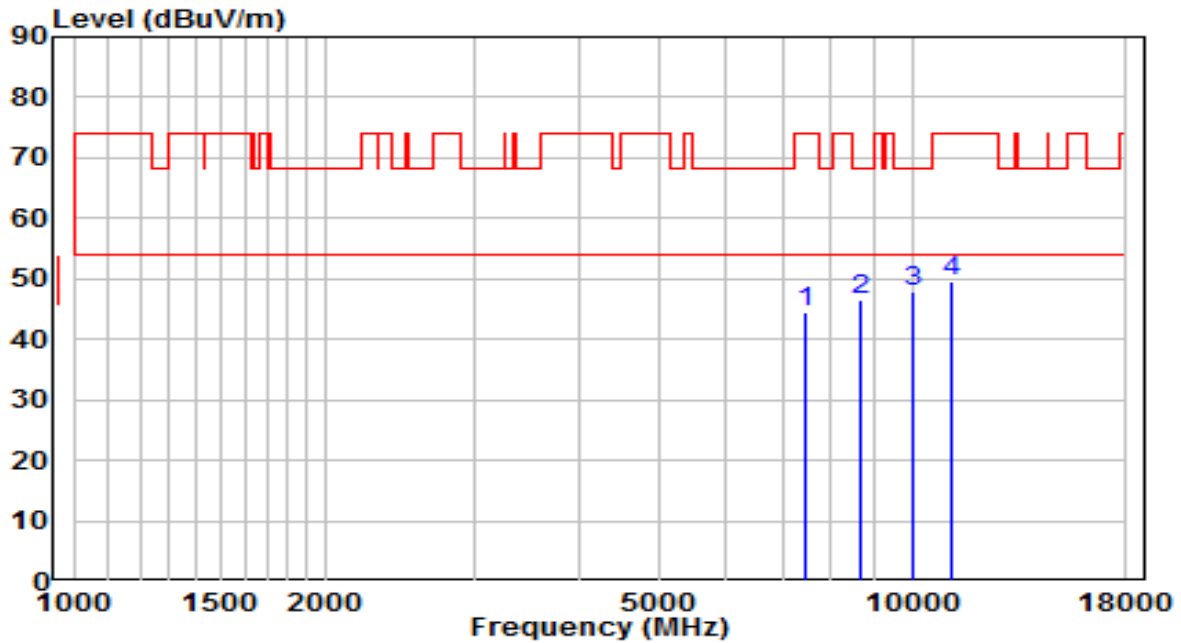


No	Frequency (MHz)	Reading (dB μ V)	C.F (dB/m)	Measurement (dB μ V/m)	Margin (dB)	Limit (dB μ V/m)	Remark (QP/PK/AV)
1	7502.500	31.63	13.02	44.65	-29.35	74.00	Peak
2	8794.500	32.80	14.38	47.18	-21.02	68.20	Peak
3	* 10061.000	31.20	16.81	48.00	-20.20	68.20	Peak
4	11030.000	30.95	19.33	50.27	-23.73	74.00	Peak

Note:

- "*", means this data is the worst emission level.
- C.F (Correction Factor) = Antenna Factor (dB/m) + Cable Loss (dB) – Pre-amplifier(dB).
- Measurement(dB μ V/m) = Reading(dB μ V) + C.F (Correction Factor).

EUT	ACCESS POINT	Date of Test	2022-01-06
Factor	BBHA 9120D (1GHz~18GHz)_2021	Temp. / Humidity	25.4°C/45.9%
Polarity	Vertical	Site / Test Engineer	AC1 / Jay Chu
Test Mode	Transmit by 802.11ax-HE40 at Channel 5795MHz	Test Voltage	120V/60Hz

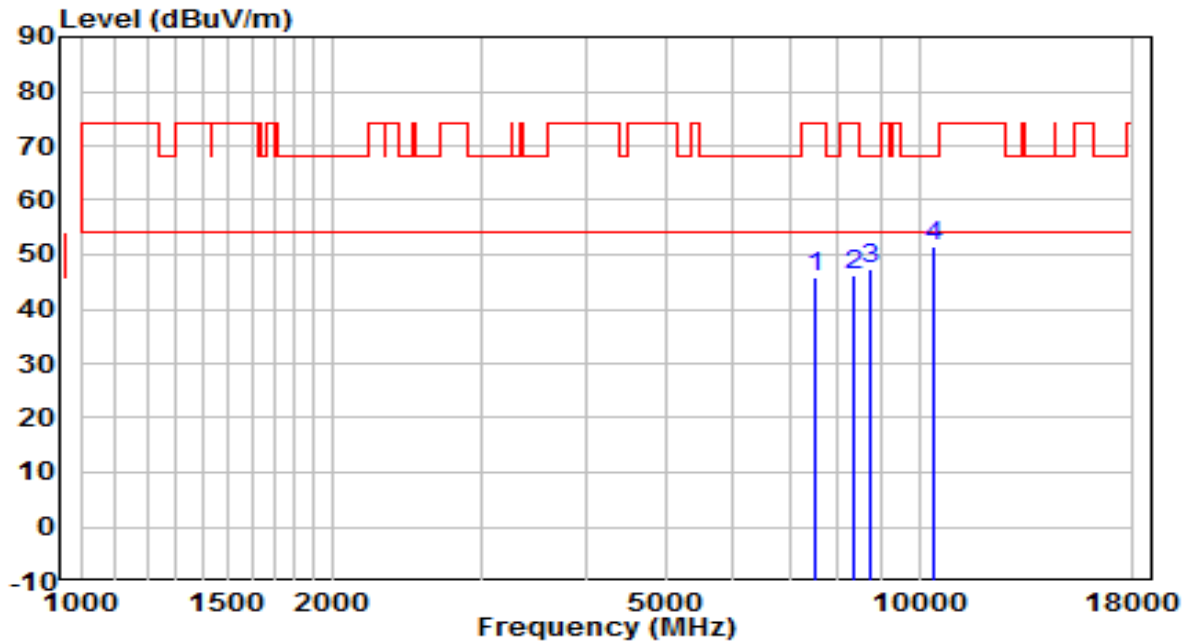


No	Frequency (MHz)	Reading (dB μ V)	C.F (dB/m)	Measurement (dB μ V/m)	Margin (dB)	Limit (dB μ V/m)	Remark (QP/PK/AV)
1	7477.000	31.67	12.91	44.58	-29.42	74.00	Peak
2	8701.000	32.26	14.15	46.40	-21.80	68.20	Peak
3	* 10018.500	31.29	16.63	47.93	-20.27	68.20	Peak
4	11140.500	29.98	19.50	49.48	-24.52	74.00	Peak

Note:

- "*", means this data is the worst emission level.
- C.F (Correction Factor) = Antenna Factor (dB/m) + Cable Loss (dB) – Pre-amplifier(dB).
- Measurement(dB μ V/m) = Reading(dB μ V) + C.F (Correction Factor).

EUT	ACCESS POINT	Date of Test	2022-01-06
Factor	BBHA 9120D (1GHz~18GHz)_2021	Temp. / Humidity	25.4°C/45.9%
Polarity	Horizontal	Site / Test Engineer	AC1 / Jay Chu
Test Mode	Transmit by 802.11ax-HE80 at Channel 5210MHz	Test Voltage	120V/60Hz

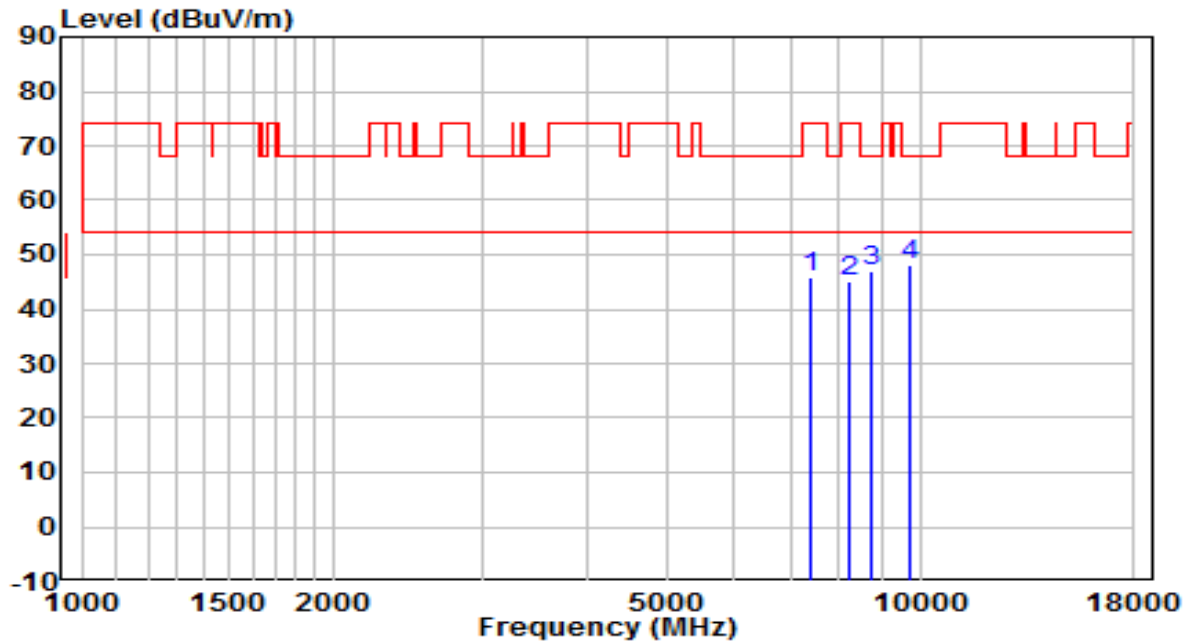


No	Frequency (MHz)	Reading (dB μ V)	C.F (dB/m)	Measurement (dB μ V/m)	Margin (dB)	Limit (dB μ V/m)	Remark (QP/PK/AV)
1	7536.500	32.93	13.05	45.97	-28.03	74.00	Peak
2	8352.500	32.65	13.59	46.24	-27.76	74.00	Peak
3	8726.500	33.17	14.21	47.38	-20.82	68.20	Peak
4	* 10418.000	33.24	18.24	51.48	-16.72	68.20	Peak

Note:

- "*", means this data is the worst emission level.
- C.F (Correction Factor) = Antenna Factor (dB/m) + Cable Loss (dB) – Pre-amplifier(dB).
- Measurement(dB μ V/m) = Reading(dB μ V) + C.F (Correction Factor).

EUT	ACCESS POINT	Date of Test	2022-01-06
Factor	BBHA 9120D (1GHz~18GHz)_2021	Temp. / Humidity	25.4°C/45.9%
Polarity	Vertical	Site / Test Engineer	AC1 / Jay Chu
Test Mode	Transmit by 802.11ax-HE80 at Channel 5210MHz	Test Voltage	120V/60Hz

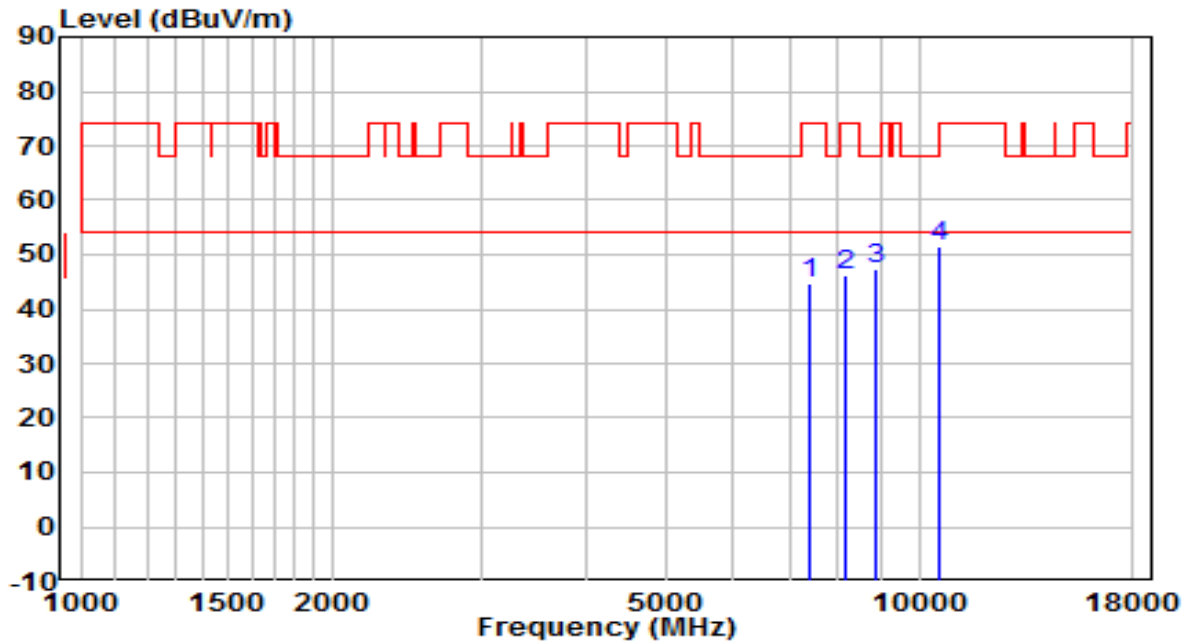


No	Frequency (MHz)	Reading (dB μ V)	C.F (dB/m)	Measurement (dB μ V/m)	Margin (dB)	Limit (dB μ V/m)	Remark (QP/PK/AV)
1	7400.500	33.12	12.57	45.69	-28.31	74.00	Peak
2	8242.000	31.53	13.54	45.07	-28.93	74.00	Peak
3	8743.500	32.75	14.25	47.00	-21.20	68.20	Peak
4	* 9746.500	32.03	16.13	48.17	-20.03	68.20	Peak

Note:

- "*", means this data is the worst emission level.
- C.F (Correction Factor) = Antenna Factor (dB/m) + Cable Loss (dB) – Pre-amplifier(dB).
- Measurement(dB μ V/m) = Reading(dB μ V) + C.F (Correction Factor).

EUT	ACCESS POINT	Date of Test	2022-01-06
Factor	BBHA 9120D (1GHz~18GHz)_2021	Temp. / Humidity	25.4°C/45.9%
Polarity	Horizontal	Site / Test Engineer	AC1 / Jay Chu
Test Mode	Transmit by 802.11ax-HE80 at Channel 5290MHz	Test Voltage	120V/60Hz

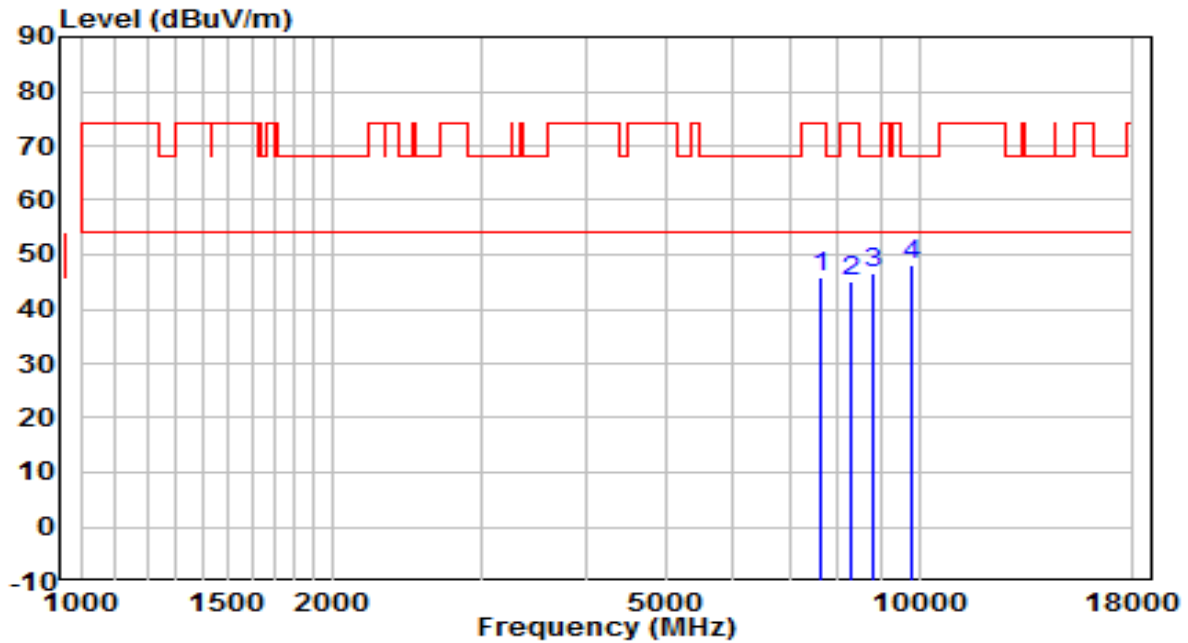


No	Frequency (MHz)	Reading (dB μ V)	C.F (dB/m)	Measurement (dB μ V/m)	Margin (dB)	Limit (dB μ V/m)	Remark (QP/PK/AV)
1	7400.500	32.06	12.57	44.63	-29.37	74.00	Peak
2	8191.000	32.69	13.52	46.21	-27.79	74.00	Peak
3	8905.000	32.70	14.65	47.35	-20.85	68.20	Peak
4	* 10579.500	32.84	18.68	51.52	-16.68	68.20	Peak

Note:

- "*", means this data is the worst emission level.
- C.F (Correction Factor) = Antenna Factor (dB/m) + Cable Loss (dB) – Pre-amplifier(dB).
- Measurement(dB μ V/m) = Reading(dB μ V) + C.F (Correction Factor).

EUT	ACCESS POINT	Date of Test	2022-01-06
Factor	BBHA 9120D (1GHz~18GHz)_2021	Temp. / Humidity	25.4°C/45.9%
Polarity	Vertical	Site / Test Engineer	AC1 / Jay Chu
Test Mode	Transmit by 802.11ax-HE80 at Channel 5290MHz	Test Voltage	120V/60Hz

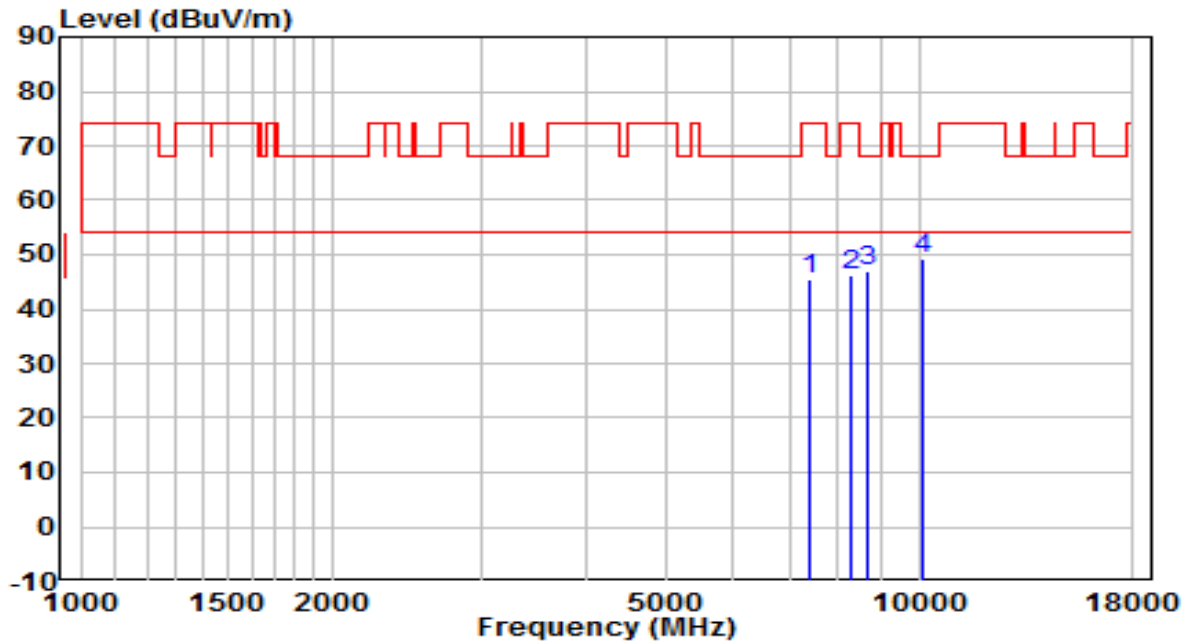


No	Frequency (MHz)	Reading (dB μ V)	C.F (dB/m)	Measurement (dB μ V/m)	Margin (dB)	Limit (dB μ V/m)	Remark (QP/PK/AV)
1	7630.000	32.56	13.12	45.68	-28.32	74.00	Peak
2	8301.500	31.65	13.57	45.21	-28.79	74.00	Peak
3	8820.000	32.26	14.44	46.69	-21.51	68.20	Peak
4	* 9789.000	31.79	16.21	48.00	-20.20	68.20	Peak

Note:

- "*", means this data is the worst emission level.
- C.F (Correction Factor) = Antenna Factor (dB/m) + Cable Loss (dB) – Pre-amplifier(dB).
- Measurement(dB μ V/m) = Reading(dB μ V) + C.F (Correction Factor).

EUT	ACCESS POINT	Date of Test	2022-01-06
Factor	BBHA 9120D (1GHz~18GHz)_2021	Temp. / Humidity	25.4°C/45.9%
Polarity	Horizontal	Site / Test Engineer	AC1 / Jay Chu
Test Mode	Transmit by 802.11ax-HE80 at Channel 5530MHz	Test Voltage	120V/60Hz

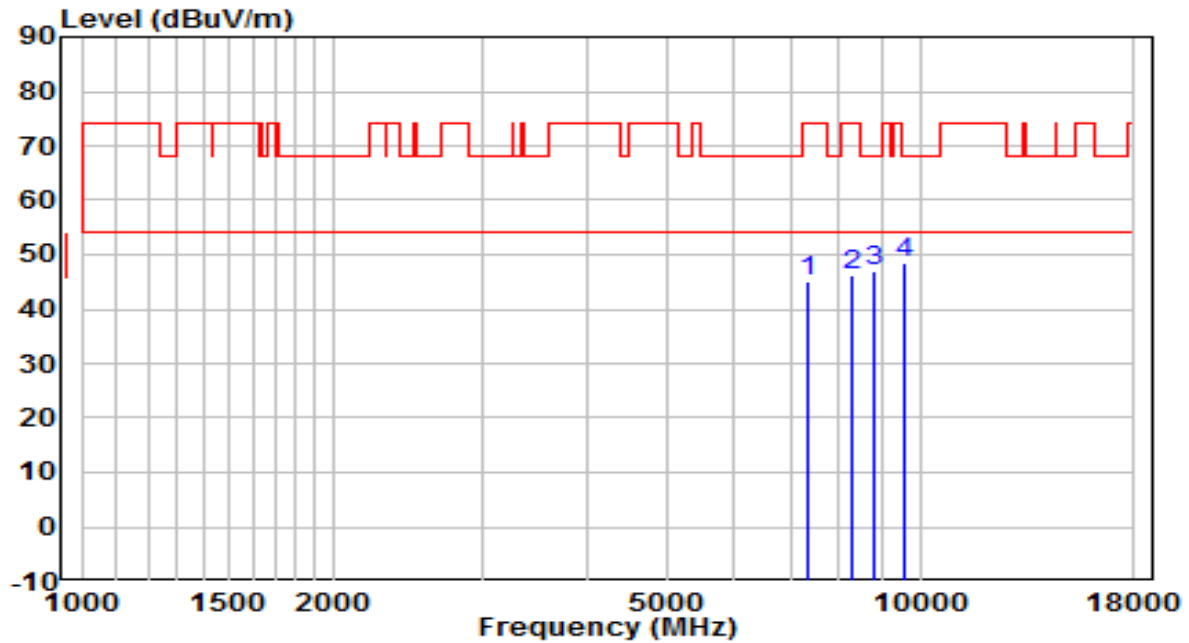


No	Frequency (MHz)	Reading (dB μ V)	C.F (dB/m)	Measurement (dB μ V/m)	Margin (dB)	Limit (dB μ V/m)	Remark (QP/PK/AV)
1	7383.500	32.89	12.50	45.38	-28.62	74.00	Peak
2	8293.000	32.77	13.56	46.33	-27.67	74.00	Peak
3	8692.500	33.00	14.13	47.13	-21.07	68.20	Peak
4	* 10120.500	32.11	17.04	49.16	-19.04	68.20	Peak

Note:

- "*", means this data is the worst emission level.
- C.F (Correction Factor) = Antenna Factor (dB/m) + Cable Loss (dB) – Pre-amplifier(dB).
- Measurement(dB μ V/m) = Reading(dB μ V) + C.F (Correction Factor).

EUT	ACCESS POINT	Date of Test	2022-01-06
Factor	BBHA 9120D (1GHz~18GHz)_2021	Temp. / Humidity	25.4°C/45.9%
Polarity	Vertical	Site / Test Engineer	AC1 / Jay Chu
Test Mode	Transmit by 802.11ax-HE80 at Channel 5530MHz	Test Voltage	120V/60Hz

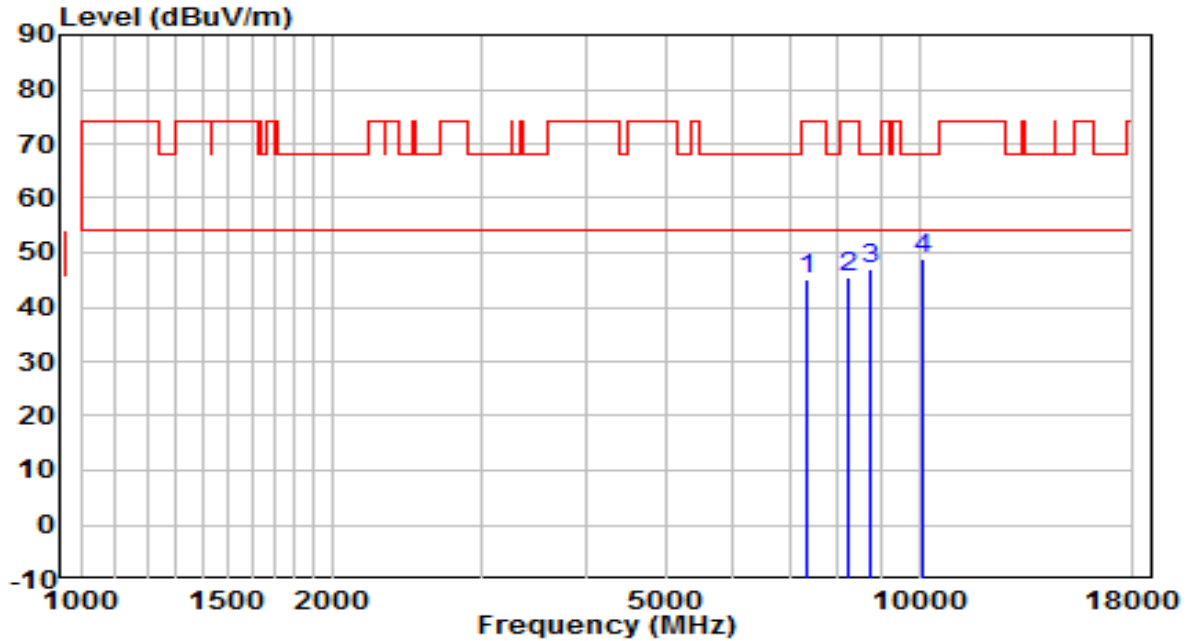


No	Frequency (MHz)	Reading (dBμV)	C.F (dB/m)	Measurement (dBμV/m)	Margin (dB)	Limit (dBμV/m)	Remark (QP/PK/AV)
1	7332.500	32.86	12.27	45.13	-28.87	74.00	Peak
2	8318.500	32.47	13.57	46.04	-27.96	74.00	Peak
3	8803.000	32.66	14.40	47.06	-21.14	68.20	Peak
4	* 9593.500	32.51	15.88	48.38	-19.82	68.20	Peak

Note:

1. " *", means this data is the worst emission level.
2. C.F (Correction Factor) = Antenna Factor (dB/m) + Cable Loss (dB) – Pre-amplifier(dB).
3. Measurement(dBμV/m) = Reading(dBμV) + C.F (Correction Factor).

EUT	ACCESS POINT	Date of Test	2022-01-06
Factor	BBHA 9120D (1GHz~18GHz)_2021	Temp. / Humidity	25.4°C/45.9%
Polarity	Horizontal	Site / Test Engineer	AC1 / Jay Chu
Test Mode	Transmit by 802.11ax-HE80 at Channel 5610MHz	Test Voltage	120V/60Hz

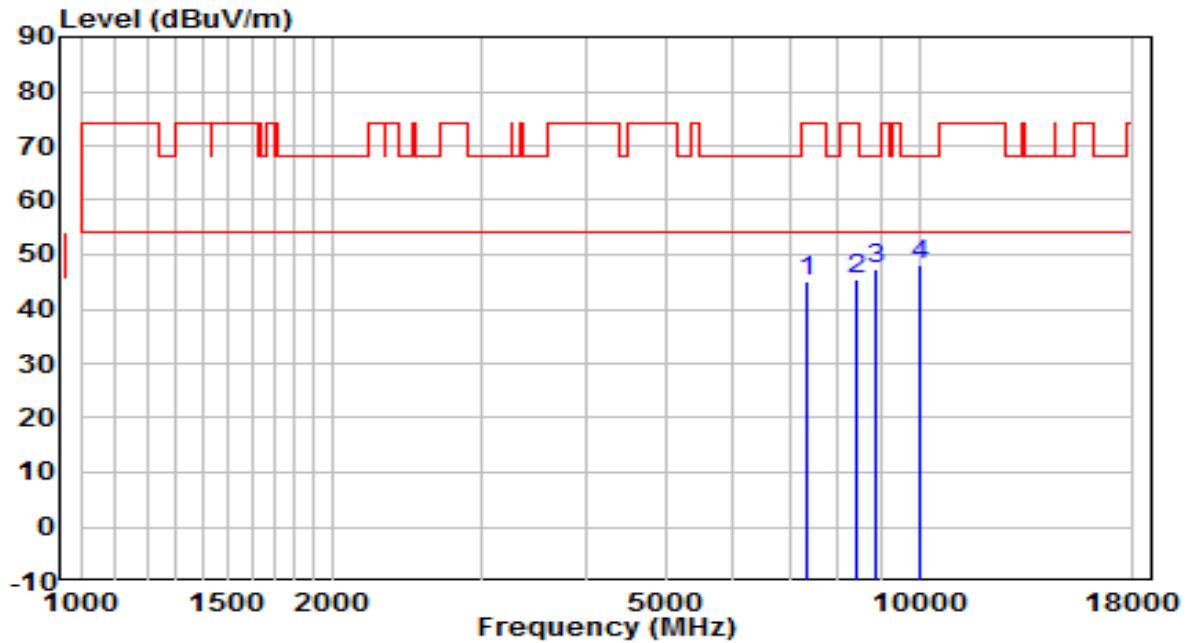


No	Frequency (MHz)	Reading (dB μ V)	C.F (dB/m)	Measurement (dB μ V/m)	Margin (dB)	Limit (dB μ V/m)	Remark (QP/PK/AV)
1	7332.500	32.64	12.27	44.91	-29.09	74.00	Peak
2	8259.000	31.79	13.55	45.33	-28.67	74.00	Peak
3	8769.000	32.50	14.31	46.81	-21.39	68.20	Peak
4	* 10103.500	31.97	16.98	48.95	-19.25	68.20	Peak

Note:

- "*", means this data is the worst emission level.
- C.F (Correction Factor) = Antenna Factor (dB/m) + Cable Loss (dB) – Pre-amplifier(dB).
- Measurement(dB μ V/m) = Reading(dB μ V) + C.F (Correction Factor).

EUT	ACCESS POINT	Date of Test	2022-01-06
Factor	BBHA 9120D (1GHz~18GHz)_2021	Temp. / Humidity	25.4°C/45.9%
Polarity	Vertical	Site / Test Engineer	AC1 / Jay Chu
Test Mode	Transmit by 802.11ax-HE80 at Channel 5610MHz	Test Voltage	120V/60Hz

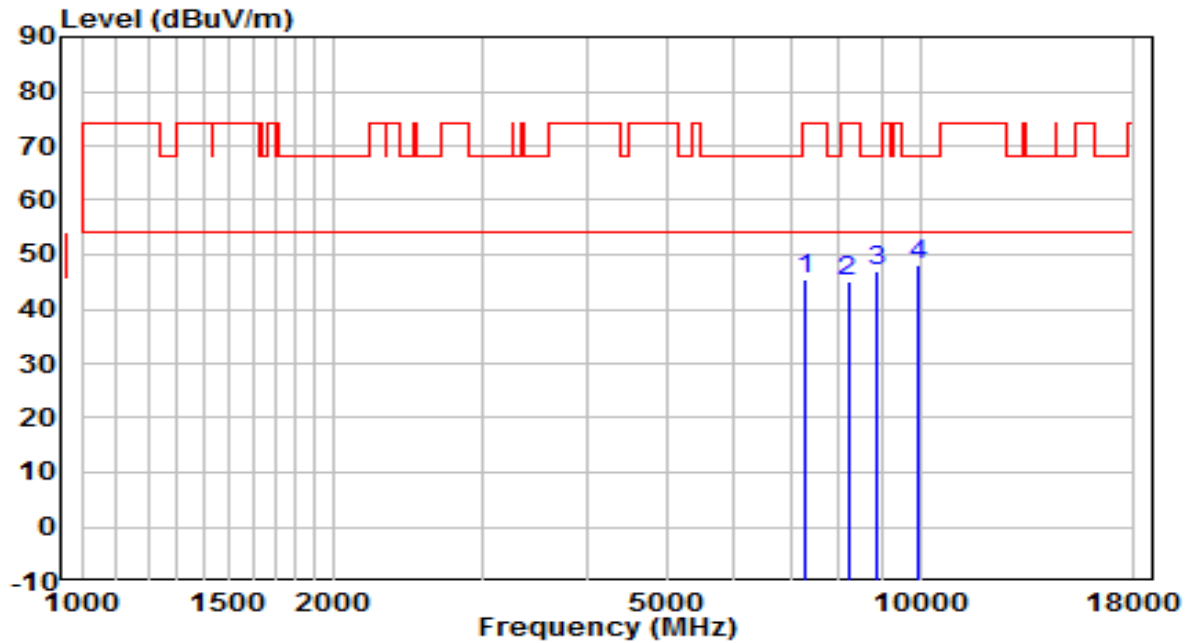


No	Frequency (MHz)	Reading (dB μ V)	C.F (dB/m)	Measurement (dB μ V/m)	Margin (dB)	Limit (dB μ V/m)	Remark (QP/PK/AV)
1	7332.500	32.84	12.27	45.11	-28.89	74.00	Peak
2	8412.000	31.81	13.62	45.43	-28.57	74.00	Peak
3	8879.500	32.82	14.58	47.41	-20.79	68.20	Peak
4	* 10052.500	31.34	16.77	48.12	-20.08	68.20	Peak

Note:

- "*", means this data is the worst emission level.
- C.F (Correction Factor) = Antenna Factor (dB/m) + Cable Loss (dB) – Pre-amplifier(dB).
- Measurement(dB μ V/m) = Reading(dB μ V) + C.F (Correction Factor).

EUT	ACCESS POINT	Date of Test	2022-01-06
Factor	BBHA 9120D (1GHz~18GHz)_2021	Temp. / Humidity	25.4°C/45.9%
Polarity	Horizontal	Site / Test Engineer	AC1 / Jay Chu
Test Mode	Transmit by 802.11ax-HE80 at Channel 5690MHz	Test Voltage	120V/60Hz

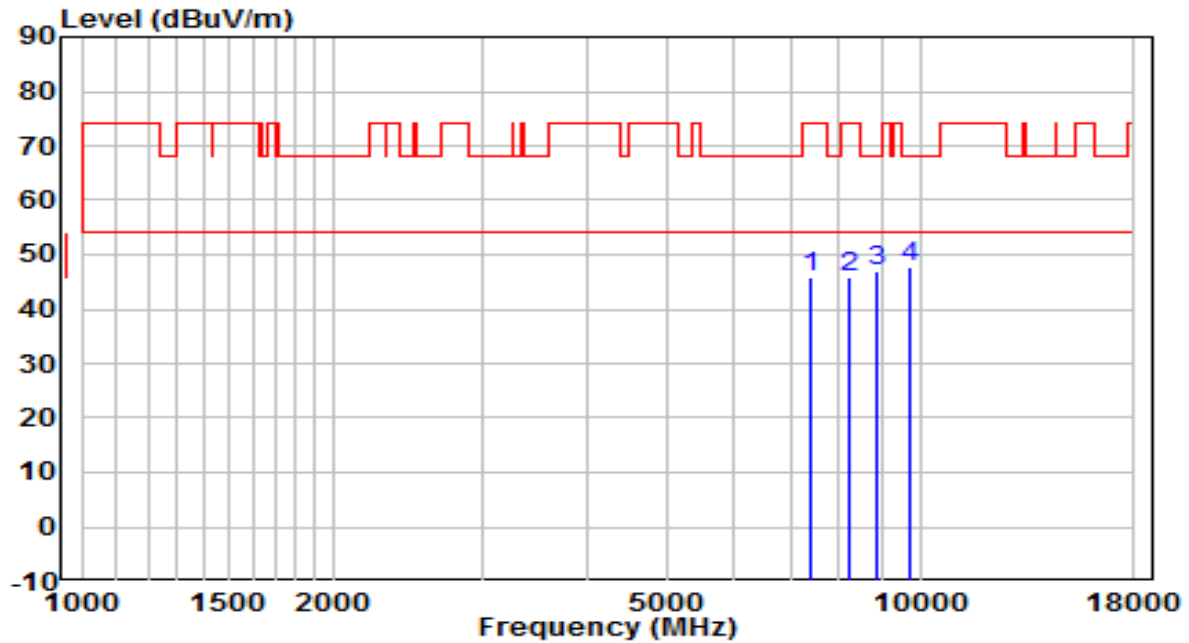


No	Frequency (MHz)	Reading (dB μ V)	C.F (dB/m)	Measurement (dB μ V/m)	Margin (dB)	Limit (dB μ V/m)	Remark (QP/PK/AV)
1	7315.500	33.43	12.20	45.63	-28.37	74.00	Peak
2	8199.500	31.46	13.52	44.98	-29.02	74.00	Peak
3	8905.000	32.19	14.65	46.83	-21.37	68.20	Peak
4	* 9916.500	31.87	16.42	48.29	-19.91	68.20	Peak

Note:

- "*", means this data is the worst emission level.
- C.F (Correction Factor) = Antenna Factor (dB/m) + Cable Loss (dB) – Pre-amplifier(dB).
- Measurement(dB μ V/m) = Reading(dB μ V) + C.F (Correction Factor).

EUT	ACCESS POINT	Date of Test	2022-01-06
Factor	BBHA 9120D (1GHz~18GHz)_2021	Temp. / Humidity	25.4°C/45.9%
Polarity	Vertical	Site / Test Engineer	AC1 / Jay Chu
Test Mode	Transmit by 802.11ax-HE80 at Channel 5690MHz	Test Voltage	120V/60Hz

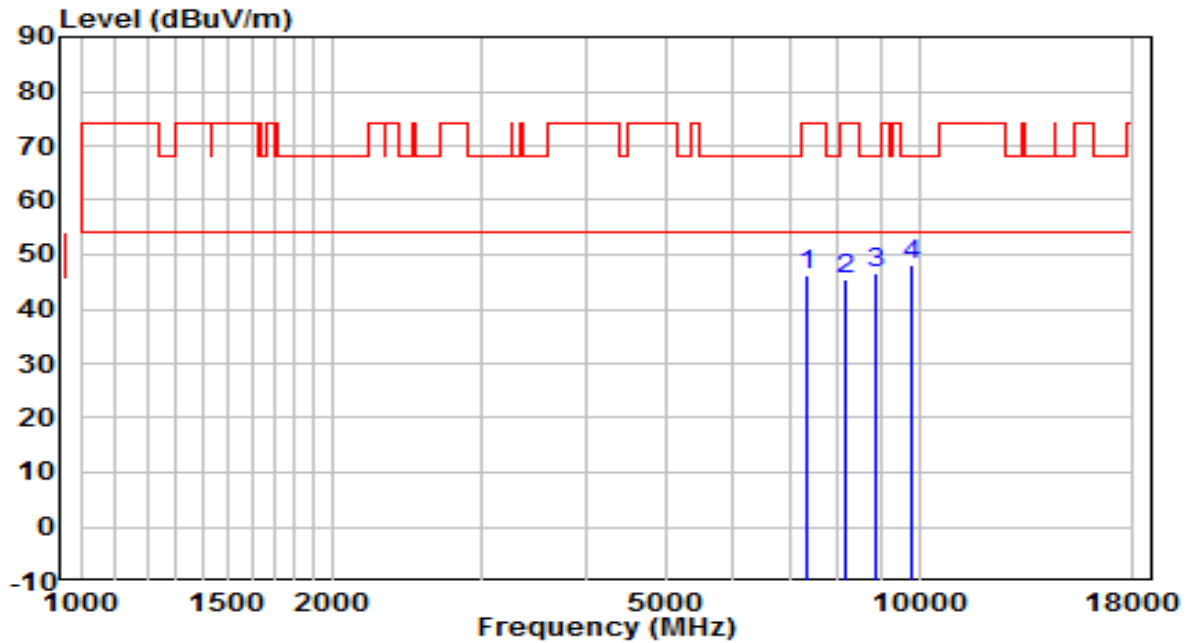


No	Frequency (MHz)	Reading (dB μ V)	C.F (dB/m)	Measurement (dB μ V/m)	Margin (dB)	Limit (dB μ V/m)	Remark (QP/PK/AV)
1	7383.500	33.25	12.50	45.75	-28.25	74.00	Peak
2	8250.500	32.17	13.54	45.71	-28.29	74.00	Peak
3	8879.500	32.55	14.58	47.13	-21.07	68.20	Peak
4	* 9712.500	31.85	16.08	47.92	-20.28	68.20	Peak

Note:

- "*", means this data is the worst emission level.
- C.F (Correction Factor) = Antenna Factor (dB/m) + Cable Loss (dB) – Pre-amplifier(dB).
- Measurement(dB μ V/m) = Reading(dB μ V) + C.F (Correction Factor).

EUT	ACCESS POINT	Date of Test	2022-01-06
Factor	BBHA 9120D (1GHz~18GHz)_2021	Temp. / Humidity	25.4°C/45.9%
Polarity	Horizontal	Site / Test Engineer	AC1 / Jay Chu
Test Mode	Transmit by 802.11ax-HE80 at Channel 5775MHz	Test Voltage	120V/60Hz

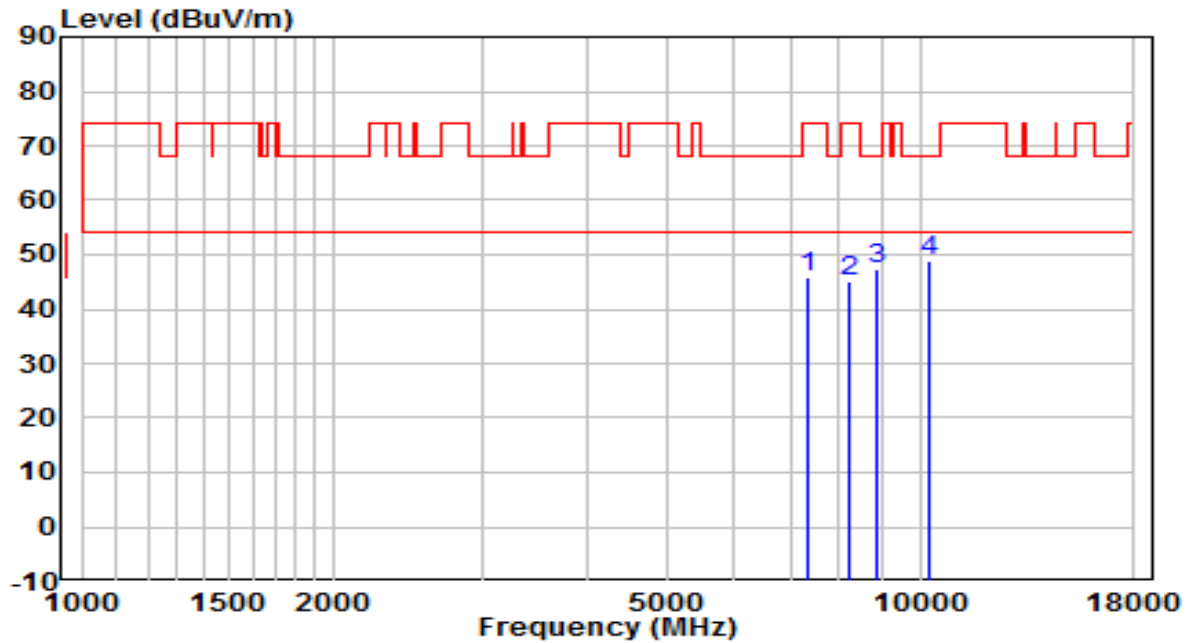


No	Frequency (MHz)	Reading (dB μ V)	C.F (dB/m)	Measurement (dB μ V/m)	Margin (dB)	Limit (dB μ V/m)	Remark (QP/PK/AV)
1	7366.500	33.81	12.42	46.23	-27.77	74.00	Peak
2	8165.500	32.04	13.50	45.54	-28.46	74.00	Peak
3	8905.000	32.14	14.65	46.79	-21.41	68.20	Peak
4	* 9780.500	31.79	16.19	47.98	-20.22	68.20	Peak

Note:

- "*", means this data is the worst emission level.
- C.F (Correction Factor) = Antenna Factor (dB/m) + Cable Loss (dB) – Pre-amplifier(dB).
- Measurement(dB μ V/m) = Reading(dB μ V) + C.F (Correction Factor).

EUT	ACCESS POINT	Date of Test	2022-01-06
Factor	BBHA 9120D (1GHz~18GHz)_2021	Temp. / Humidity	25.4°C/45.9%
Polarity	Vertical	Site / Test Engineer	AC1 / Jay Chu
Test Mode	Transmit by 802.11ax-HE80 at Channel 5775MHz	Test Voltage	120V/60Hz

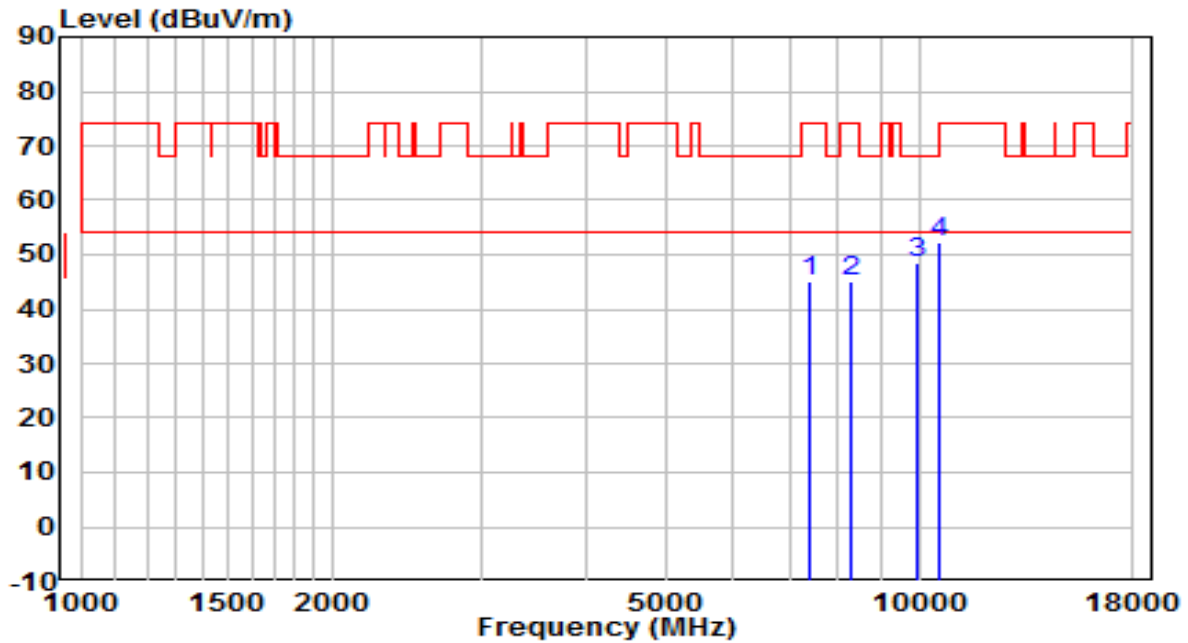


No	Frequency (MHz)	Reading (dB μ V)	C.F (dB/m)	Measurement (dB μ V/m)	Margin (dB)	Limit (dB μ V/m)	Remark (QP/PK/AV)
1	7324.000	33.55	12.24	45.78	-28.22	74.00	Peak
2	8259.000	31.64	13.55	45.18	-28.82	74.00	Peak
3	8862.500	32.71	14.54	47.26	-20.94	68.20	Peak
4	* 10222.500	31.60	17.45	49.05	-19.15	68.20	Peak

Note:

- "*", means this data is the worst emission level.
- C.F (Correction Factor) = Antenna Factor (dB/m) + Cable Loss (dB) – Pre-amplifier(dB).
- Measurement(dB μ V/m) = Reading(dB μ V) + C.F (Correction Factor).

EUT	ACCESS POINT	Date of Test	2022-01-06
Factor	BBHA 9120D (1GHz~18GHz)_2021	Temp. / Humidity	25.4°C/45.9%
Polarity	Horizontal	Site / Test Engineer	AC1 / Jay Chu
Test Mode	Transmit by 802.11ax-HE80+80 at Channel 5210+5290MHz	Test Voltage	120V/60Hz

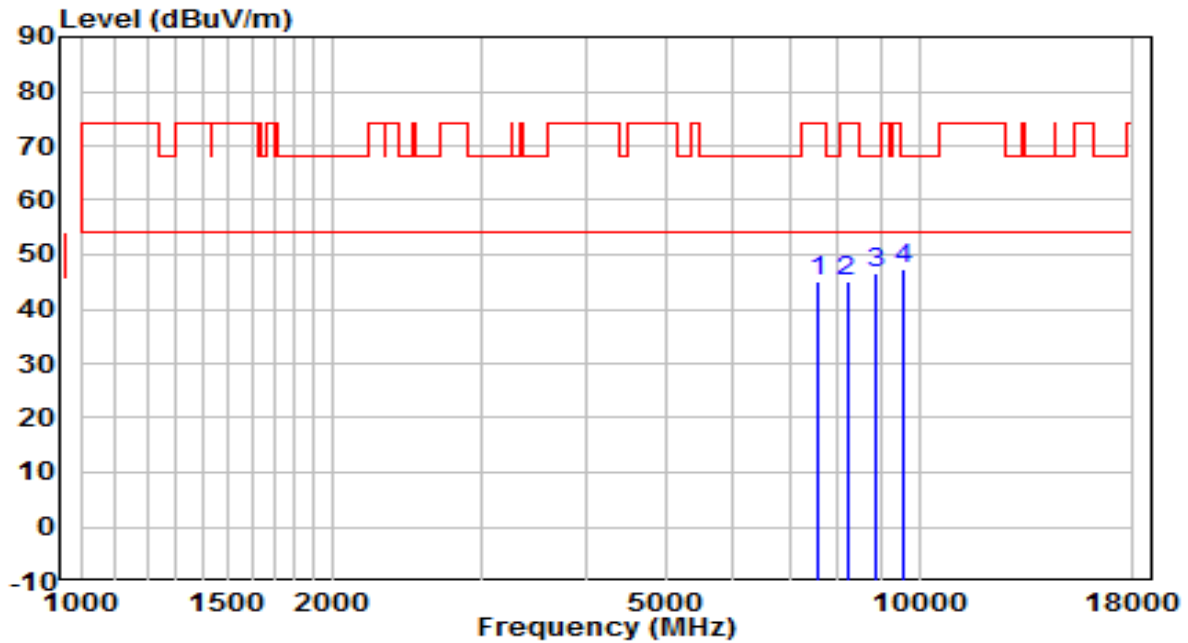


No	Frequency (MHz)	Reading (dB μ V)	C.F (dB/m)	Measurement (dB μ V/m)	Margin (dB)	Limit (dB μ V/m)	Remark (QP/PK/AV)
1	7400.500	32.52	12.57	45.10	-28.90	74.00	Peak
2	8318.500	31.64	13.57	45.22	-28.78	74.00	Peak
3	9933.500	32.18	16.45	48.62	-19.58	68.20	Peak
4	* 10579.500	33.44	18.68	52.12	-16.08	68.20	Peak

Note:

- "*", means this data is the worst emission level.
- C.F (Correction Factor) = Antenna Factor (dB/m) + Cable Loss (dB) – Pre-amplifier(dB).
- Measurement(dB μ V/m) = Reading(dB μ V) + C.F (Correction Factor).

EUT	ACCESS POINT	Date of Test	2022-01-06
Factor	BBHA 9120D (1GHz~18GHz)_2021	Temp. / Humidity	25.4°C/45.9%
Polarity	Vertical	Site / Test Engineer	AC1 / Jay Chu
Test Mode	Transmit by 802.11ax-HE80+80 at Channel 5210+5290MHz	Test Voltage	120V/60Hz

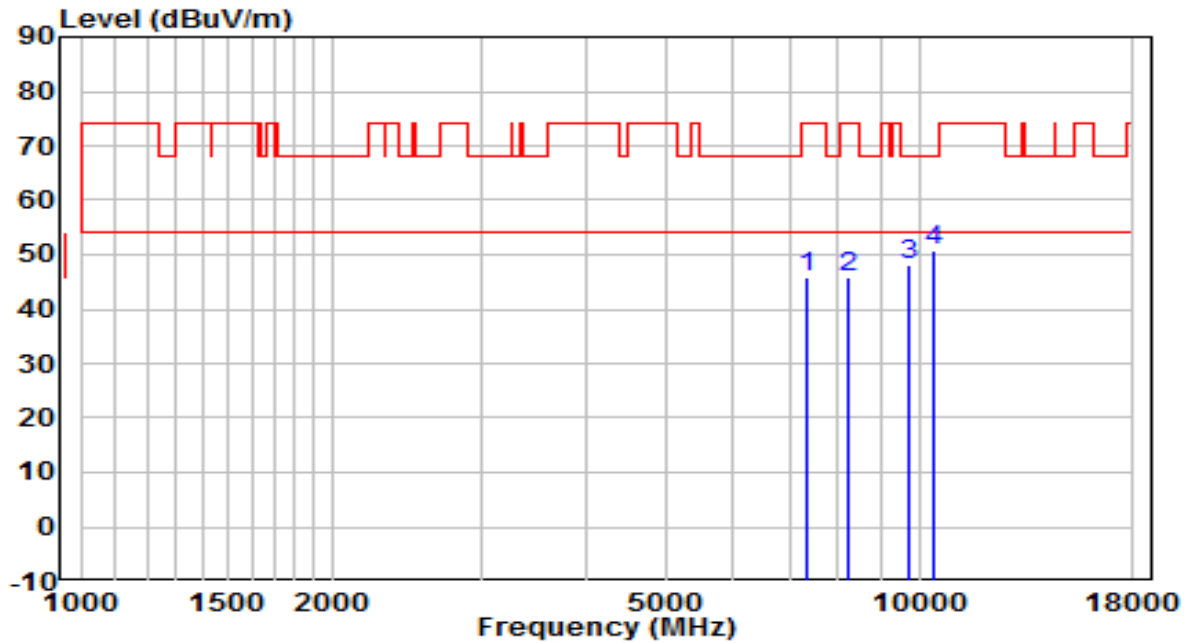


No	Frequency (MHz)	Reading (dB μ V)	C.F (dB/m)	Measurement (dB μ V/m)	Margin (dB)	Limit (dB μ V/m)	Remark (QP/PK/AV)
1	7562.000	31.84	13.07	44.91	-29.09	74.00	Peak
2	8199.500	31.50	13.52	45.02	-28.98	74.00	Peak
3	8862.500	31.98	14.54	46.53	-21.67	68.20	Peak
4	* 9602.000	31.38	15.89	47.28	-20.92	68.20	Peak

Note:

1. " *", means this data is the worst emission level.
2. C.F (Correction Factor) = Antenna Factor (dB/m) + Cable Loss (dB) – Pre-amplifier(dB).
3. Measurement(dB μ V/m) = Reading(dB μ V) + C.F (Correction Factor).

EUT	ACCESS POINT	Date of Test	2022-01-06
Factor	BBHA 9120D (1GHz~18GHz)_2021	Temp. / Humidity	25.4°C/45.9%
Polarity	Horizontal	Site / Test Engineer	AC1 / Jay Chu
Test Mode	Transmit by 802.11ax-HE80+80 at Channel 5290+5210MHz	Test Voltage	120V/60Hz

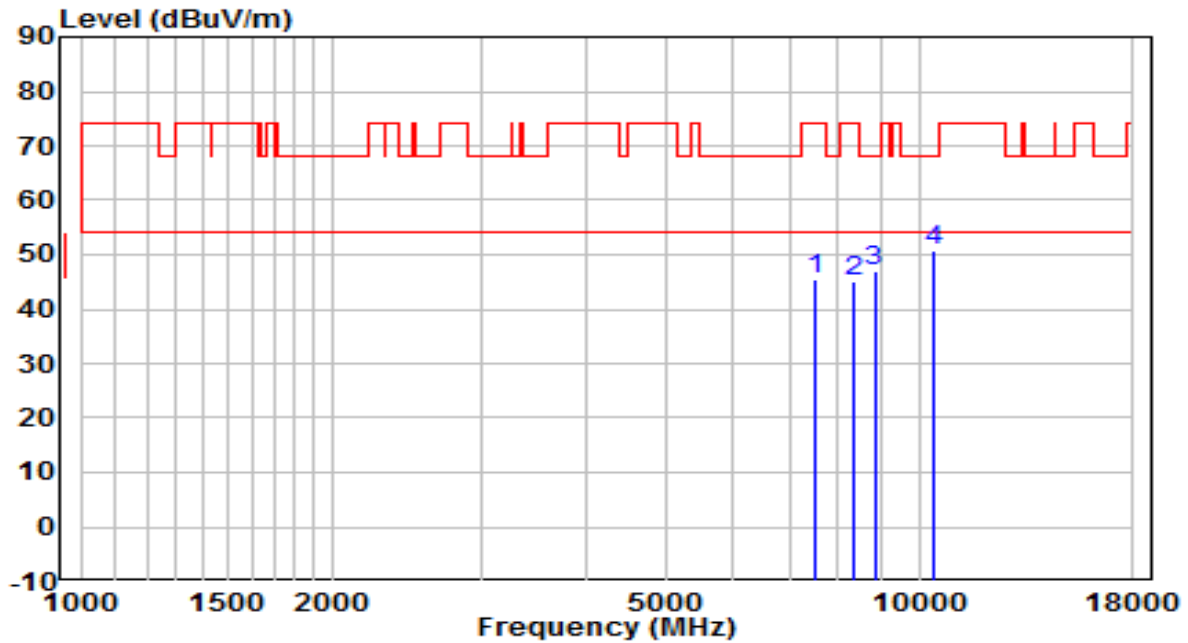


No	Frequency (MHz)	Reading (dB μ V)	C.F (dB/m)	Measurement (dB μ V/m)	Margin (dB)	Limit (dB μ V/m)	Remark (QP/PK/AV)
1	7349.500	33.65	12.35	46.00	-28.00	74.00	Peak
2	8242.000	32.19	13.54	45.73	-28.27	74.00	Peak
3	9755.000	31.79	16.15	47.94	-20.26	68.20	Peak
4	* 10418.000	32.55	18.24	50.79	-17.41	68.20	Peak

Note:

1. " *", means this data is the worst emission level.
2. C.F (Correction Factor) = Antenna Factor (dB/m) + Cable Loss (dB) – Pre-amplifier(dB).
3. Measurement(dB μ V/m) = Reading(dB μ V) + C.F (Correction Factor).

EUT	ACCESS POINT	Date of Test	2022-01-06
Factor	BBHA 9120D (1GHz~18GHz)_2021	Temp. / Humidity	25.4°C/45.9%
Polarity	Vertical	Site / Test Engineer	AC1 / Jay Chu
Test Mode	Transmit by 802.11ax-HE80+80 at Channel 5290+5210MHz	Test Voltage	120V/60Hz

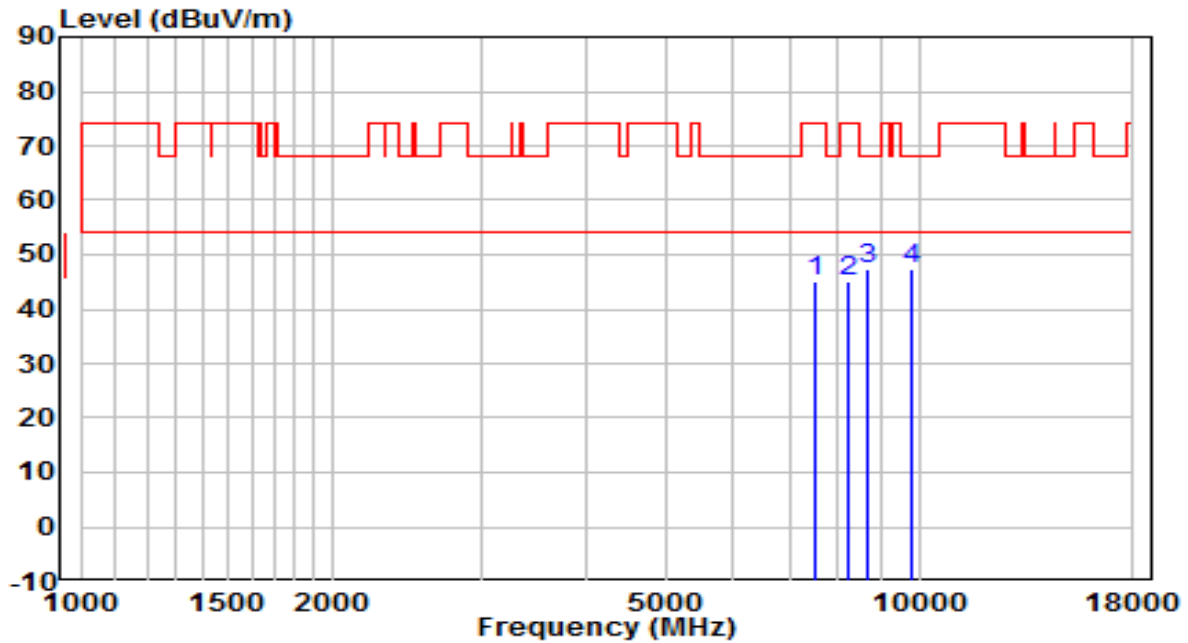


No	Frequency (MHz)	Reading (dB μ V)	C.F (dB/m)	Measurement (dB μ V/m)	Margin (dB)	Limit (dB μ V/m)	Remark (QP/PK/AV)
1	7519.500	32.42	13.03	45.46	-28.54	74.00	Peak
2	8335.500	31.48	13.58	45.06	-28.94	74.00	Peak
3	8845.500	32.37	14.50	46.87	-21.33	68.20	Peak
4	* 10418.000	32.52	18.24	50.76	-17.44	68.20	Peak

Note:

- "*", means this data is the worst emission level.
- C.F (Correction Factor) = Antenna Factor (dB/m) + Cable Loss (dB) – Pre-amplifier(dB).
- Measurement(dB μ V/m) = Reading(dB μ V) + C.F (Correction Factor).

EUT	ACCESS POINT	Date of Test	2022-01-06
Factor	BBHA 9120D (1GHz~18GHz)_2021	Temp. / Humidity	25.4°C/45.9%
Polarity	Horizontal	Site / Test Engineer	AC1 / Jay Chu
Test Mode	Transmit by 802.11ax-HE80+80 at Channel 5530+5610MHz	Test Voltage	120V/60Hz

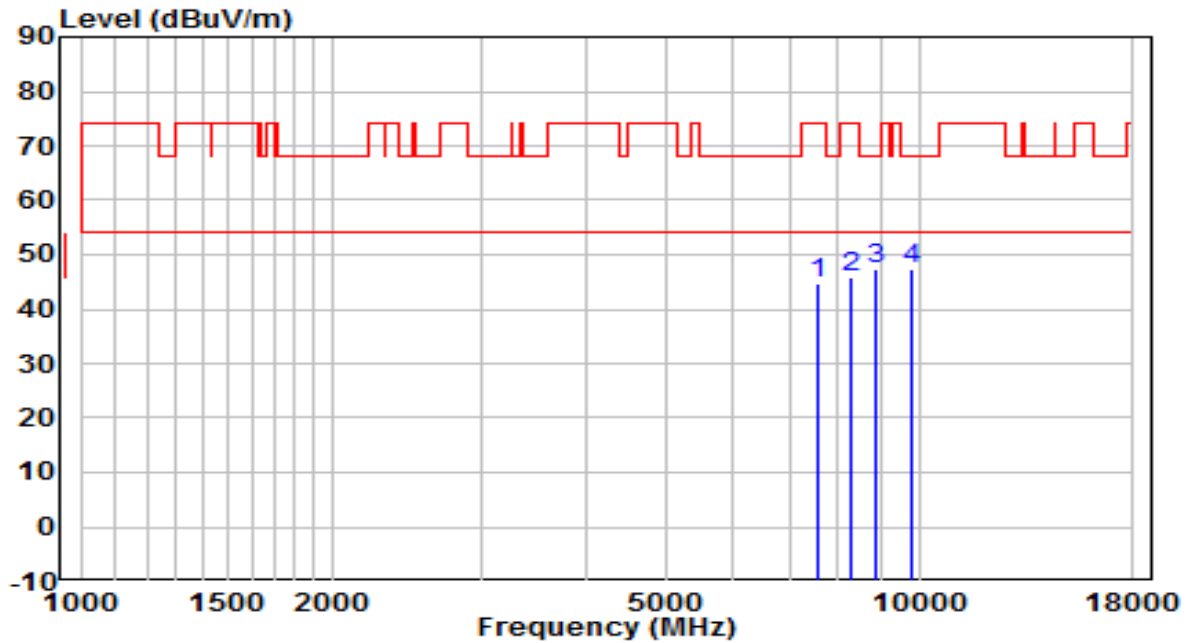


No	Frequency (MHz)	Reading (dB μ V)	C.F (dB/m)	Measurement (dB μ V/m)	Margin (dB)	Limit (dB μ V/m)	Remark (QP/PK/AV)
1	7519.500	31.93	13.03	44.96	-29.04	74.00	Peak
2	8259.000	31.73	13.55	45.27	-28.73	74.00	Peak
3	8675.500	33.15	14.08	47.24	-20.96	68.20	Peak
4	* 9806.000	31.28	16.23	47.52	-20.68	68.20	Peak

Note:

1. " *", means this data is the worst emission level.
2. C.F (Correction Factor) = Antenna Factor (dB/m) + Cable Loss (dB) – Pre-amplifier(dB).
3. Measurement(dB μ V/m) = Reading(dB μ V) + C.F (Correction Factor).

EUT	ACCESS POINT	Date of Test	2022-01-06
Factor	BBHA 9120D (1GHz~18GHz)_2021	Temp. / Humidity	25.4°C/45.9%
Polarity	Vertical	Site / Test Engineer	AC1 / Jay Chu
Test Mode	Transmit by 802.11ax-HE80+80 at Channel 5530+5610MHz	Test Voltage	120V/60Hz



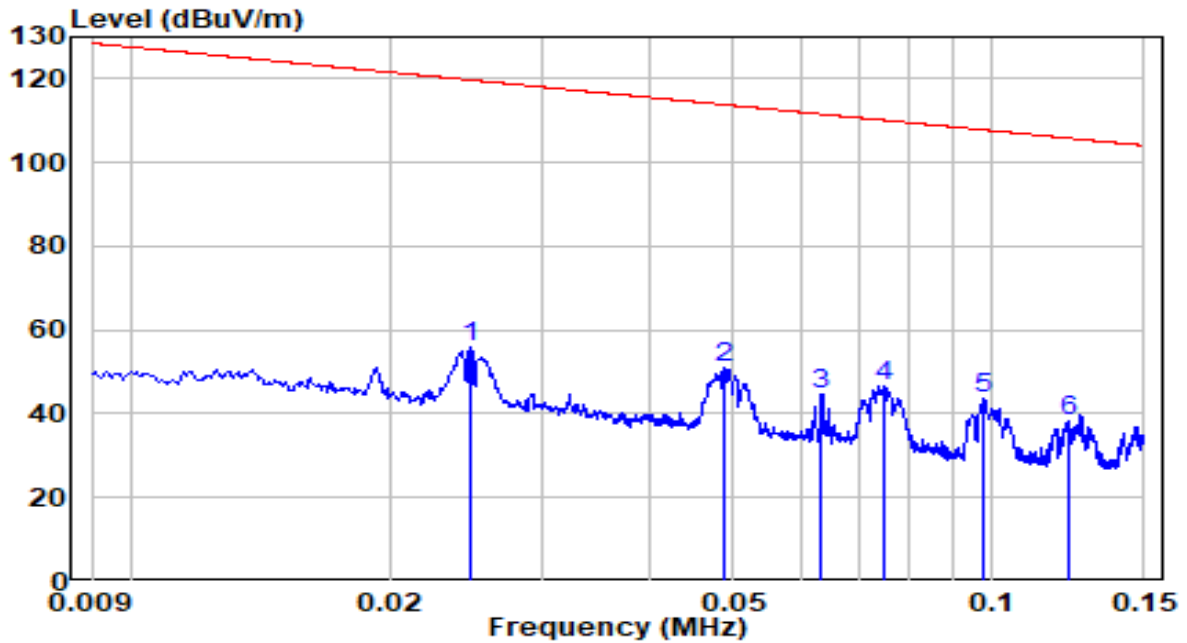
No	Frequency (MHz)	Reading (dB μ V)	C.F (dB/m)	Measurement (dB μ V/m)	Margin (dB)	Limit (dB μ V/m)	Remark (QP/PK/AV)
1	7553.500	31.70	13.06	44.76	-29.24	74.00	Peak
2	8318.500	32.16	13.57	45.73	-28.27	74.00	Peak
3	8879.500	32.62	14.58	47.21	-20.99	68.20	Peak
4	* 9823.000	31.01	16.26	47.27	-20.93	68.20	Peak

Note:

1. " *", means this data is the worst emission level.
2. C.F (Correction Factor) = Antenna Factor (dB/m) + Cable Loss (dB) – Pre-amplifier(dB).
3. Measurement(dB μ V/m) = Reading(dB μ V) + C.F (Correction Factor).

The Result of Radiated Emission below 1GHz:

EUT	ACCESS POINT	Date of Test	2022-03-22
Factor	FMZB 1519B (9KHz~30MHz)_2021	Temp. / Humidity	24.3°C /44.5%
Polarity	face on	Site / Test Engineer	AC1 / Jay
Test Mode	Transmit by 802.11a at Channel 5745MHz	Test Voltage	120V/60Hz

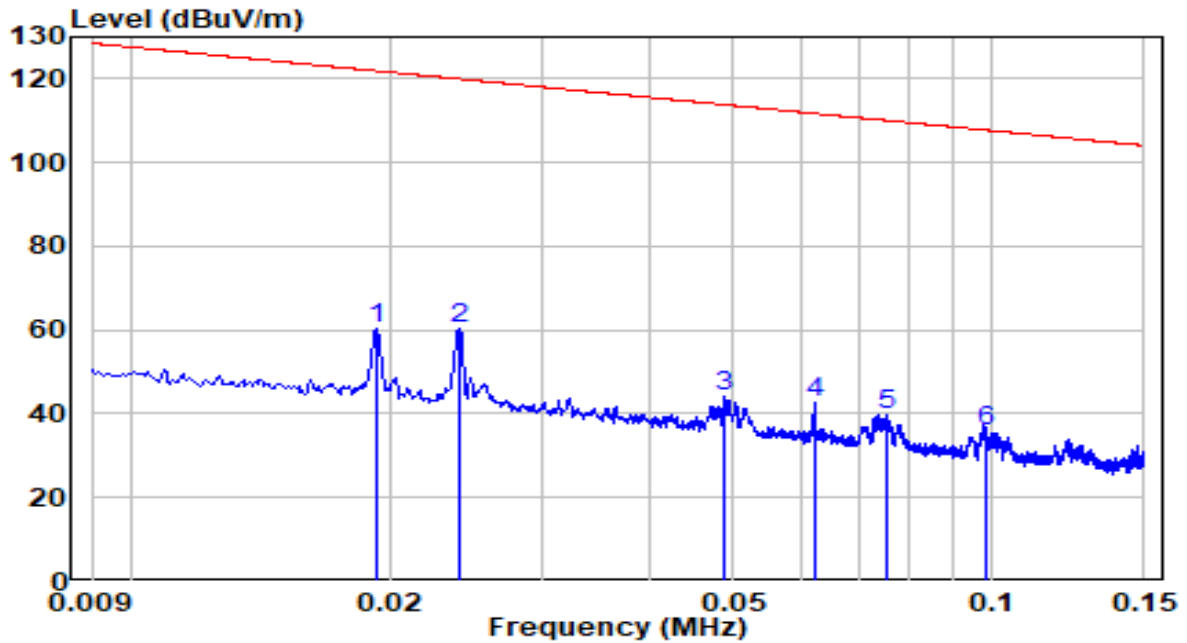


No	Frequency (MHz)	Reading (dBμV)	C.F (dB/m)	Measurement (dBμV/m)	Margin (dB)	Limit (dBμV/m)	Remark (QP/PK/AV)
1	0.025	36.97	19.02	55.99	-63.71	119.70	Peak
2	* 0.049	31.81	19.42	51.23	-62.57	113.79	Peak
3	0.063	25.59	19.12	44.70	-66.86	111.56	Peak
4	0.075	27.57	18.86	46.43	-63.66	110.09	Peak
5	0.098	25.12	18.36	43.48	-64.31	107.79	Peak
6	0.122	19.67	18.38	38.05	-67.80	105.85	Peak

Note:

- " *", means this data is the worst emission level.
- C.F (Correction Factor) = Antenna Factor (dB/m) + Cable Loss (dB).
- Measurement(dBμV/m) = Reading(dBμV) + C.F (Correction Factor).

EUT	ACCESS POINT	Date of Test	2022-03-22
Factor	FMZB 1519B (9KHz~30MHz)_2021	Temp. / Humidity	24.3°C /44.5%
Polarity	face off	Site / Test Engineer	AC1 / Jay
Test Mode	Transmit by 802.11a at Channel 5745MHz	Test Voltage	120V/60Hz

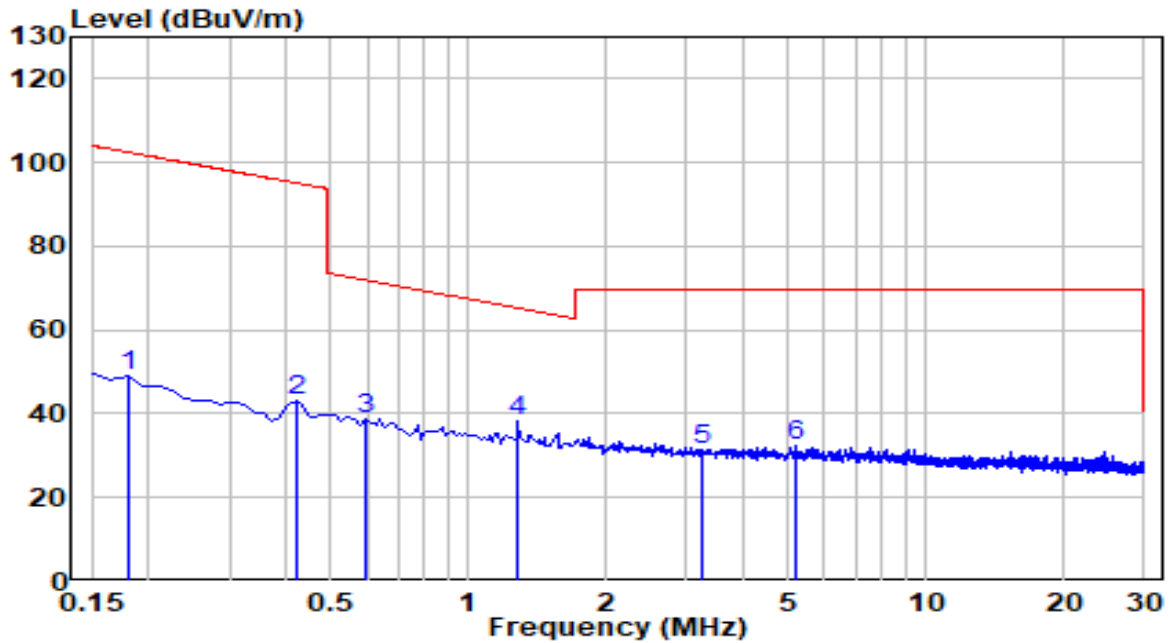


No	Frequency (MHz)	Reading (dBμV)	C.F (dB/m)	Measurement (dBμV/m)	Margin (dB)	Limit (dBμV/m)	Remark (QP/PK/AV)
1	0.019	41.72	18.49	60.21	-61.70	121.91	Peak
2	* 0.024	41.40	18.94	60.34	-59.64	119.98	Peak
3	0.049	24.87	19.42	44.29	-69.55	113.84	Peak
4	0.062	23.32	19.14	42.46	-69.27	111.72	Peak
5	0.075	20.89	18.85	39.75	-70.32	110.06	Peak
6	0.098	17.64	18.35	35.99	-71.75	107.74	Peak

Note:

1. " *", means this data is the worst emission level.
2. C.F (Correction Factor) = Antenna Factor (dB/m) + Cable Loss (dB).
3. Measurement(dBμV/m) = Reading(dBμV) + C.F (Correction Factor).

EUT	ACCESS POINT	Date of Test	2022-03-22
Factor	FMZB 1519B (9KHz~30MHz)_2021	Temp. / Humidity	24.3°C /44.5%
Polarity	face on	Site / Test Engineer	AC1 / Jay
Test Mode	Transmit by 802.11a at Channel 5745MHz	Test Voltage	120V/60Hz

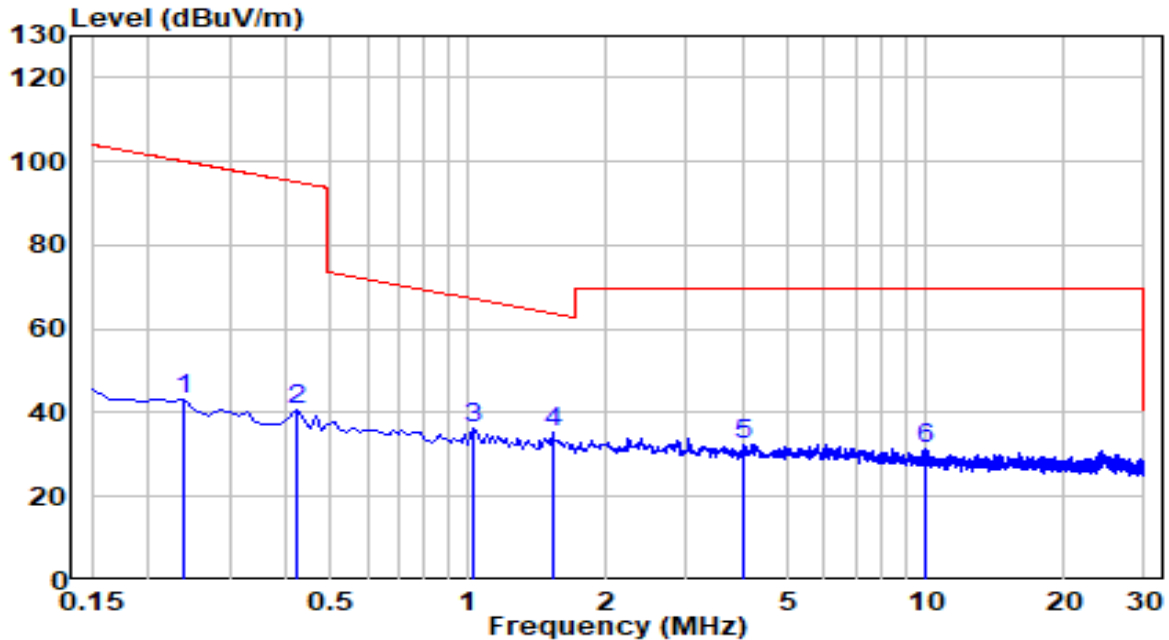


No	Frequency (MHz)	Reading (dB μ V)	C.F (dB/m)	Measurement (dB μ V/m)	Margin (dB)	Limit (dB μ V/m)	Remark (QP/PK/AV)
1	0.180	30.62	18.55	49.17	-53.33	102.50	Peak
2	0.419	24.12	18.93	43.06	-52.11	95.17	Peak
3	0.598	19.79	18.97	38.75	-33.32	72.08	Peak
4	* 1.284	19.37	19.04	38.40	-27.05	65.45	Peak
5	3.225	12.60	18.89	31.49	-38.01	69.50	Peak
6	5.165	12.70	19.45	32.15	-37.35	69.50	Peak

Note:

1. " *", means this data is the worst emission level.
2. C.F (Correction Factor) = Antenna Factor (dB/m) + Cable Loss (dB).
3. Measurement(dB μ V/m) = Reading(dB μ V) + C.F (Correction Factor).

EUT	ACCESS POINT	Date of Test	2022-03-22
Factor	FMZB 1519B (9KHz~30MHz)_2021	Temp. / Humidity	24.3°C /44.5%
Polarity	face off	Site / Test Engineer	AC1 / Jay
Test Mode	Transmit by 802.11a at Channel 5745MHz	Test Voltage	120V/60Hz

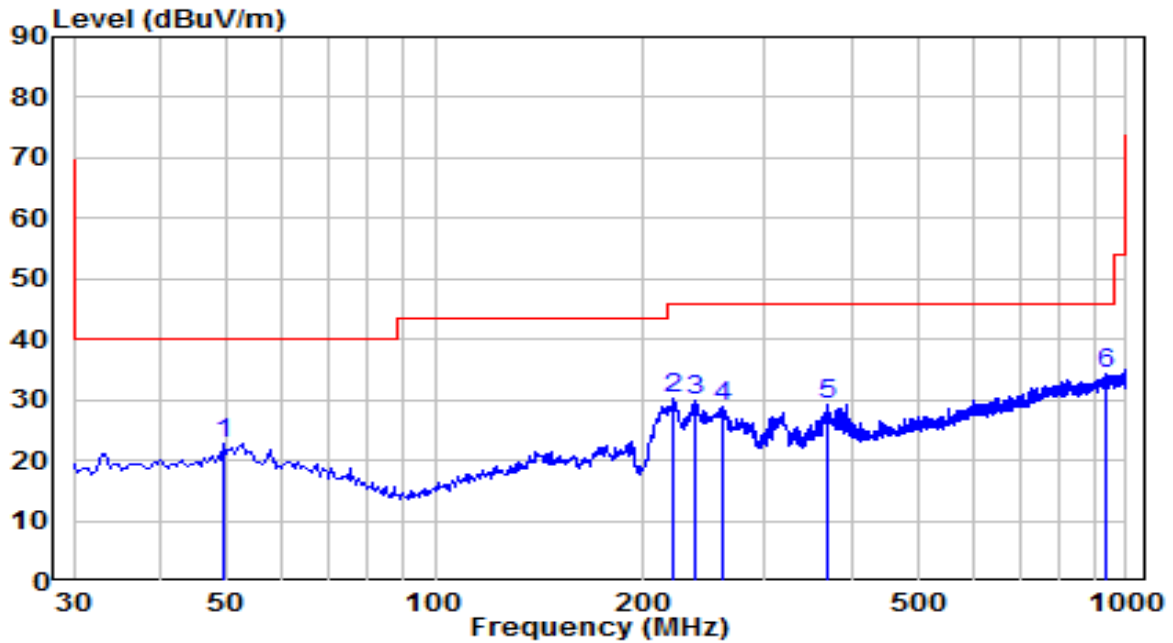


No	Frequency (MHz)	Reading (dB μ V)	C.F (dB/m)	Measurement (dB μ V/m)	Margin (dB)	Limit (dB μ V/m)	Remark (QP/PK/AV)
1	0.240	24.61	18.74	43.35	-56.66	100.01	Peak
2	0.419	21.97	18.93	40.90	-54.27	95.17	Peak
3	1.031	17.13	19.07	36.20	-31.16	67.36	Peak
4	* 1.523	16.20	19.01	35.21	-28.77	63.98	Peak
5	3.971	13.32	19.10	32.42	-37.08	69.50	Peak
6	10.015	10.17	21.20	31.37	-38.13	69.50	Peak

Note:

1. " *", means this data is the worst emission level.
2. C.F (Correction Factor) = Antenna Factor (dB/m) + Cable Loss (dB).
3. Measurement(dB μ V/m) = Reading(dB μ V) + C.F (Correction Factor).

EUT	ACCESS POINT	Date of Test	2022-01-06
Factor	VULB 9162 (30MHz~8GHz) + 6dB Attenuator_2020	Temp. / Humidity	22.2°C /39.5%
Polarity	Horizontal	Site / Test Engineer	AC1 / Jay Chu
Test Mode	Transmit by 802.11a at Channel 5745MHz	Test Voltage	120V/60Hz

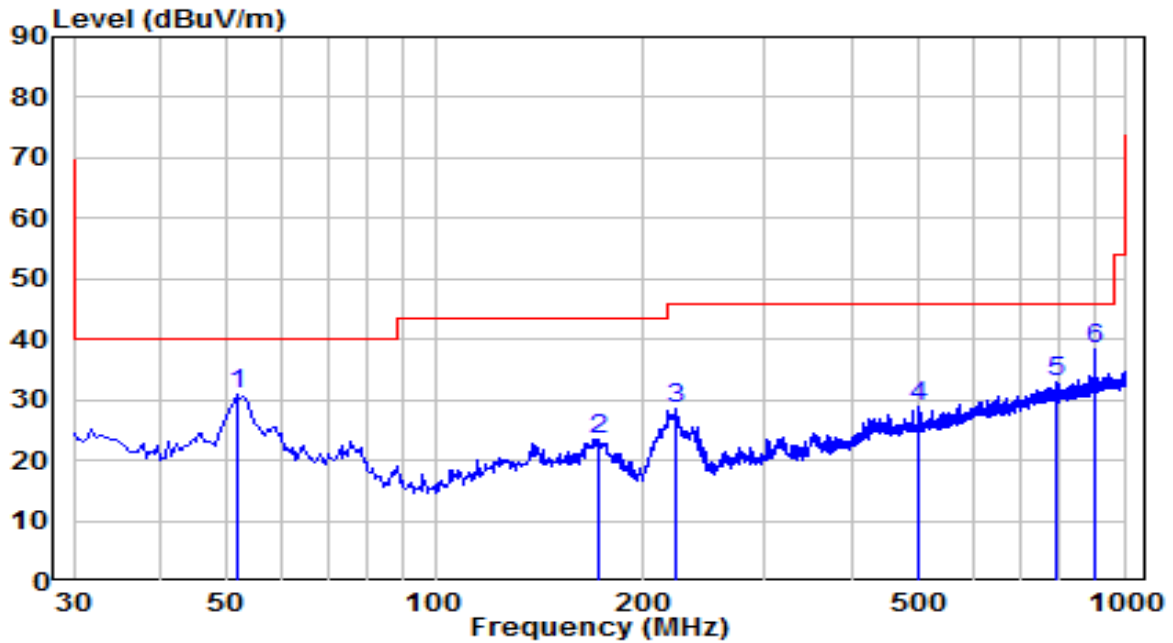


No	Frequency (MHz)	Reading (dBμV)	C.F (dB/m)	Measurement (dBμV/m)	Margin (dB)	Limit (dBμV/m)	Remark (QP/PK/AV)
1	49.400	0.75	22.02	22.77	-17.23	40.00	Peak
2	221.575	11.06	19.29	30.36	-15.64	46.00	Peak
3	238.550	9.90	20.12	30.03	-15.97	46.00	Peak
4	260.860	8.15	20.58	28.73	-17.27	46.00	Peak
5	368.045	5.64	23.53	29.17	-16.83	46.00	Peak
6	* 932.100	2.13	32.02	34.15	-11.85	46.00	Peak

Note:

1. " *", means this data is the worst emission level.
2. C.F (Correction Factor) = Antenna Factor (dB/m) + Cable Loss (dB).
3. Measurement(dBμV/m) = Reading(dBμV) + C.F (Correction Factor).

EUT	ACCESS POINT	Date of Test	2022-01-06
Factor	VULB 9162 (30MHz~8GHz) + 6dB Attenuator_2020	Temp. / Humidity	22.2°C /39.5%
Polarity	Vertical	Site / Test Engineer	AC1 / Jay Chu
Test Mode	Transmit by 802.11a at Channel 5745MHz	Test Voltage	120V/60Hz



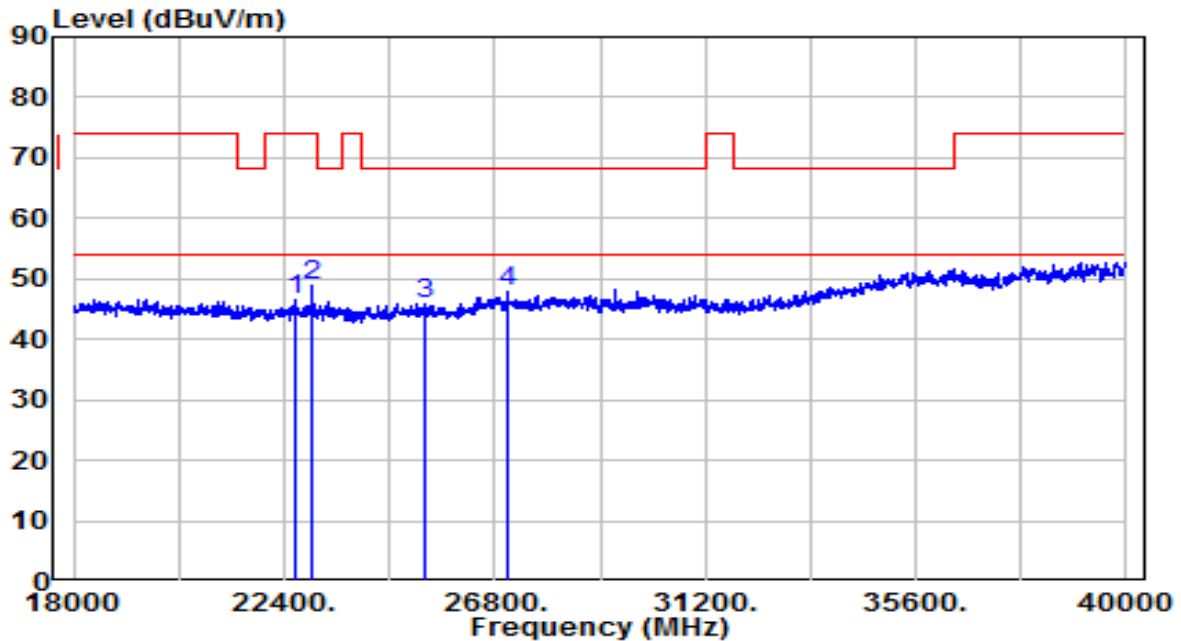
No	Frequency (MHz)	Reading (dB μ V)	C.F (dB/m)	Measurement (dB μ V/m)	Margin (dB)	Limit (dB μ V/m)	Remark (QP/PK/AV)
1	51.825	9.05	21.71	30.76	-9.24	40.00	Peak
2	172.105	6.71	16.80	23.52	-19.98	43.50	Peak
3	224.000	9.22	19.40	28.62	-17.38	46.00	Peak
4	499.965	2.76	26.22	28.98	-17.02	46.00	Peak
5	791.935	2.54	30.44	32.98	-13.02	46.00	Peak
6	* 902.030	6.48	31.79	38.26	-7.74	46.00	Peak

Note:

1. " *", means this data is the worst emission level.
2. C.F (Correction Factor) = Antenna Factor (dB/m) + Cable Loss (dB).
3. Measurement(dB μ V/m) = Reading(dB μ V) + C.F (Correction Factor).

The Result of Radiated Spurious Emission above 18GHz:

EUT	ACCESS POINT	Date of Test	2022-01-06
Factor	BBHA 9170 (15GHz~40GHz)_2021	Temp. / Humidity	19.5°C/37.2%
Polarity	Horizontal	Site / Test Engineer	AC1 / Jay Chu
Test Mode	Transmit by 802.11a at Channel 5745MHz	Test Voltage	120V/60Hz

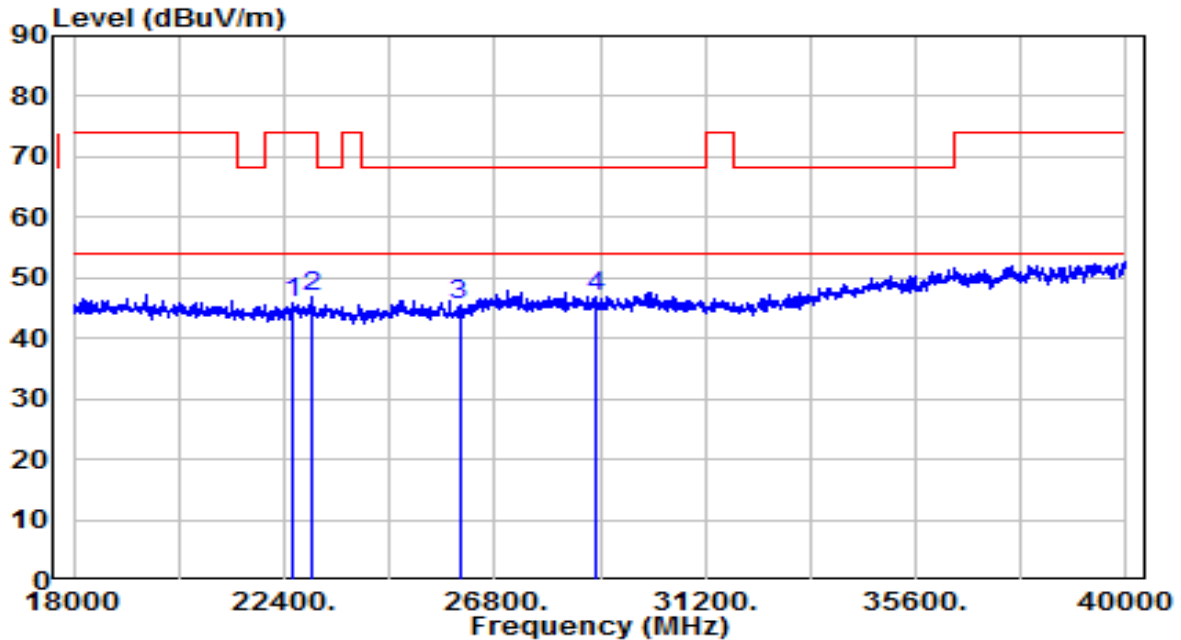


No	Frequency (MHz)	Reading (dB μ V)	C.F (dB/m)	Measurement (dB μ V/m)	Margin (dB)	Limit (dB μ V/m)	Remark (QP/PK/AV)
1	22620.000	42.50	3.87	46.37	-27.63	74.00	Peak
2	22983.000	44.77	4.09	48.86	-25.14	74.00	Peak
3	25337.000	42.05	3.97	46.02	-22.18	68.20	Peak
4	* 27075.000	43.49	4.29	47.78	-20.42	68.20	Peak

Note:

1. " *", means this data is the worst emission level.
2. C.F (Correction Factor) = Antenna Factor (dB/m) + Cable Loss (dB) – Pre-amplifier(dB).
3. Measurement(dB μ V/m) = Reading(dB μ V) + C.F (Correction Factor).

EUT	ACCESS POINT	Date of Test	2022-01-06
Factor	BBHA 9170 (15GHz~40GHz)_2021	Temp. / Humidity	19.5°C/37.2%
Polarity	Vertical	Site / Test Engineer	AC1 / Jay Chu
Test Mode	Transmit by 802.11a at Channel 5745MHz	Test Voltage	120V/60Hz



No	Frequency (MHz)	Reading (dBμV)	C.F (dB/m)	Measurement (dBμV/m)	Margin (dB)	Limit (dBμV/m)	Remark (QP/PK/AV)
1	22598.000	42.06	3.86	45.92	-28.08	74.00	Peak
2	22994.000	42.80	4.10	46.90	-27.10	74.00	Peak
3	26063.000	41.72	3.93	45.65	-22.55	68.20	Peak
4	* 28901.000	42.05	4.76	46.81	-21.39	68.20	Peak

Note:

1. " *", means this data is the worst emission level.
2. C.F (Correction Factor) = Antenna Factor (dB/m) + Cable Loss (dB) – Pre-amplifier(dB).
3. Measurement(dBμV/m) = Reading(dBμV) + C.F (Correction Factor).

7.8. Radiated Restricted Band Edge Measurement

7.8.1. Test Limit

For 15.205 requirement:

Radiated emissions which fall in the restricted bands, as defined in Section 15.205(a) of FCC part 15, must also comply with the radiated emission limits specified in Section 15.209(a).

Frequency (MHz)	Frequency (MHz)	Frequency (MHz)	Frequency (GHz)
0.090 - 0.110	16.42-16.423	399.9 - 410	4.5-5.15
¹ 0.495 - 0.505	16.69475-16.69525	608 - 614	5.35-5.46
2.1735-2.1905	16.80425-16.80475	960 - 1240	7.25-7.75
4.125-4.128	25.5 -25.67	1300 - 1427	8.025 - 8.5
4.17725-4.17775	37.5-38.25	1435-1626.5	9.0-9.2
4.20725-4.20775	73-74.6	1645.5-1646.5	9.3-9.5
6.215-6.218	74.8-75.2	1660 - 1710	10.6-12.7
6.26775-6.26825	108-121.94	1718.8-1722.2	13.25-13.4
6.31175-6.31225	123 - 138	2200 - 2300	14.47-14.5
8.291-8.294	149.9-150.05	2310 - 2390	15.35-16.2
8.362-8.366	156.52475-156.525	2483.5 - 2500	17.7-21.4
8.37625-8.38675	156.7-156.9	2690 - 2900	22.01-23.12
8.41425-8.41475	162.0125-167.17	3260 - 3267	23.6-24.0
12.29-12.293	167.72-173.2	3332 - 3339	31.2-31.8
12.51975-12.52025	240 - 285	3345.8 - 3358	36.43-36.5
12.57675-12.57725	322-335.4	3600 - 4400	(²)
13.36-13.41	--	--	--

For 15.407(b) requirement:

For transmitters operating in the 5.15-5.25 GHz band: All emissions outside of the 5.15-5.35 GHz band shall not exceed an e.i.r.p. of -27 dBm/MHz.

For transmitters operating in the 5.25-5.35 GHz band: All emissions outside of the 5.15-5.35 GHz band shall not exceed an e.i.r.p. of -27 dBm/MHz.

For transmitters operating in the 5.47-5.725 GHz band: All emissions outside of the 5.47-5.725 GHz band shall not exceed an e.i.r.p. of -27 dBm/MHz.

For transmitters operating in the 5.725-5.85 GHz band: All emissions shall be limited to a level of -27 dBm/MHz at 75 MHz or more above or below the band edge increasing linearly to 10 dBm/MHz at 25 MHz above or below the band edge, and from 25 MHz above or below the band edge increasing linearly to a level of 15.6 dBm/MHz at 5 MHz above or below the band edge, and from 5 MHz above or below the band edge increasing linearly to a level of 27 dBm/MHz at the band edge.

Refer to KDB 789033 D02v02r01 G)2)c), as specified in § 15.407(b), emissions above 1000 MHz.

- 1) Sections 15.407(b)(1-3) specifies the unwanted emissions limit for the U-NII-1 and U-NII-2 bands. As specified, emissions above 1000 MHz that are outside of the restricted bands are subject to a peak emission limit of -27 dBm/MHz.
- 2) Section 15.407(b)(4) specifies the unwanted emissions limit for the U-NII-3 band. A band emissions mask is specified in Section 15.407(b)(4)(i). The emission limits are based on the use of a peak detector.

All out of band emissions appearing in a restricted band as specified in Section 15.205 of the Title 47CFR must not exceed the limits shown in Table per Section 15.209.

FCC Part 15 Subpart C Paragraph 15.209		
Frequency [MHz]	Field Strength [uV/m]	Measured Distance [Meters]
0.009 - 0.490	2400/F (kHz)	300
0.490 - 1.705	24000/F (kHz)	30
1.705 - 30	30	30
30 - 88	100	3
88 - 216	150	3
216 - 960	200	3
Above 960	500	3

7.8.2.Test Procedure Used

KDB 789033 D02v02r01 – Section G

7.8.3.Test Setting

Peak Measurements above 1GHz

1. Analyzer center frequency was set to the frequency of the radiated spurious emission of interest
2. RBW = 1MHz
3. VBW = 3MHz
4. Detector = peak
5. Sweep time = auto couple
6. Trace mode = max hold
7. Trace was allowed to stabilize

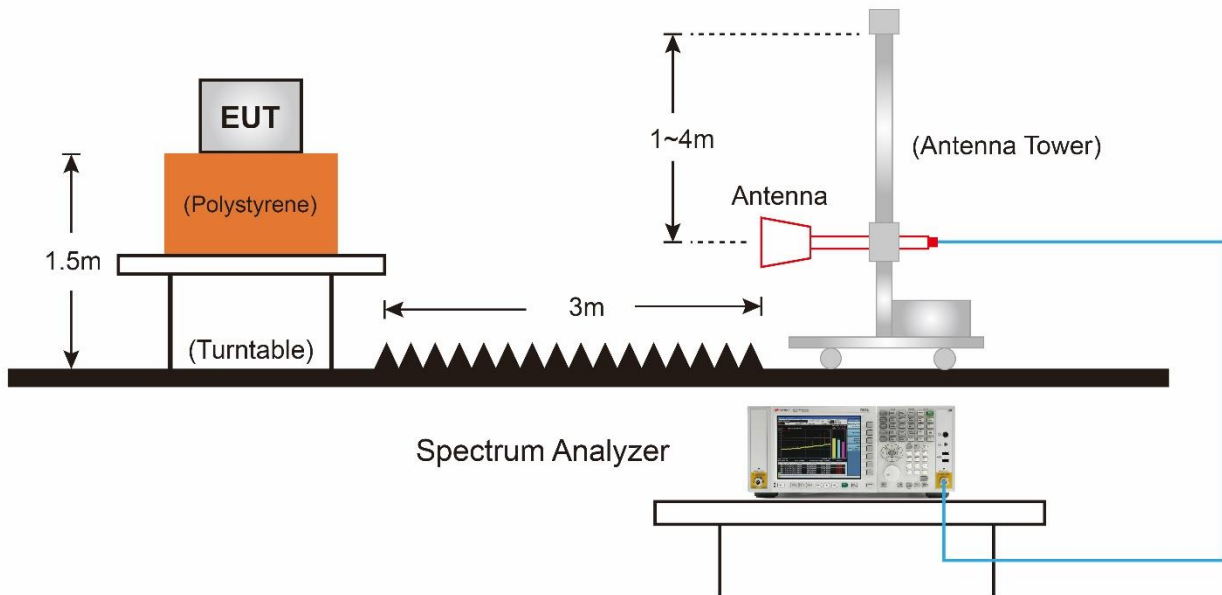
Average Measurements above 1GHz (Method VB)

1. Analyzer center frequency was set to the frequency of the radiated spurious emission of interest
2. RBW = 1MHz
3. VBW If the EUT is configured to transmit with duty cycle $\geq 98\%$, set $VBW \leq RBW/100$ (i.e., 10 kHz) but not less than 10 Hz. If the EUT duty cycle is $< 98\%$, set $VBW \geq 1/T$.

802.11a	VBW = 750Hz	802.11ax-HE20	VBW = 200Hz
802.11ac-VHT20	VBW = 100Hz	802.11ax-HE40	VBW = 200Hz
802.11ac-VHT40	VBW = 200Hz	802.11ax-HE80	VBW = 200Hz
802.11ac-VHT80	VBW = 200Hz	N/A	N/A

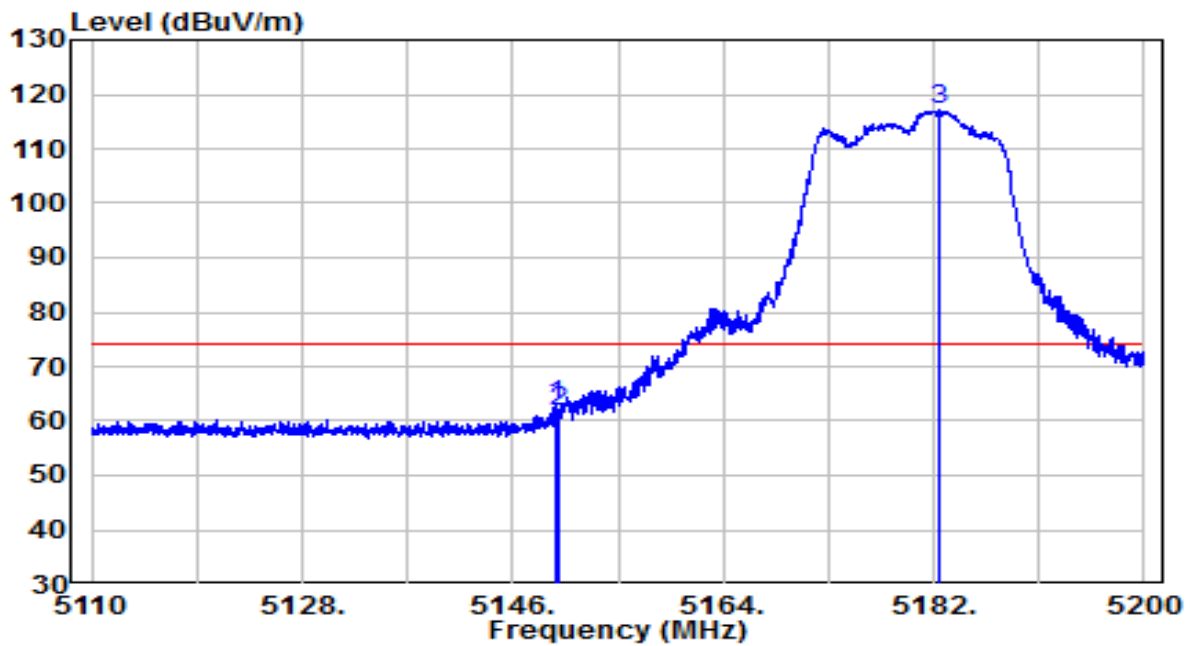
4. Detector = Peak
5. Sweep time = auto
6. Allow max hold to run for at least 50 traces if the transmitted signal is continuous or has at least 98% duty cycle. For lower duty cycles, increase the minimum number of traces by a factor of $1/x$, where x is the duty cycle.

7.8.4. Test Setup



7.8.5.Test Result

EUT	ACCESS POINT	Date of Test	2021-12-28
Factor	BBHA 9120D (1GHz~18GHz)_2021	Temp. / Humidity	26.2°C/52.4%
Polarity	Horizontal	Site / Test Engineer	AC1 / Jay Chu
Test Mode	Transmit by 802.11a at Channel 5180MHz	Test Voltage	120V/60Hz

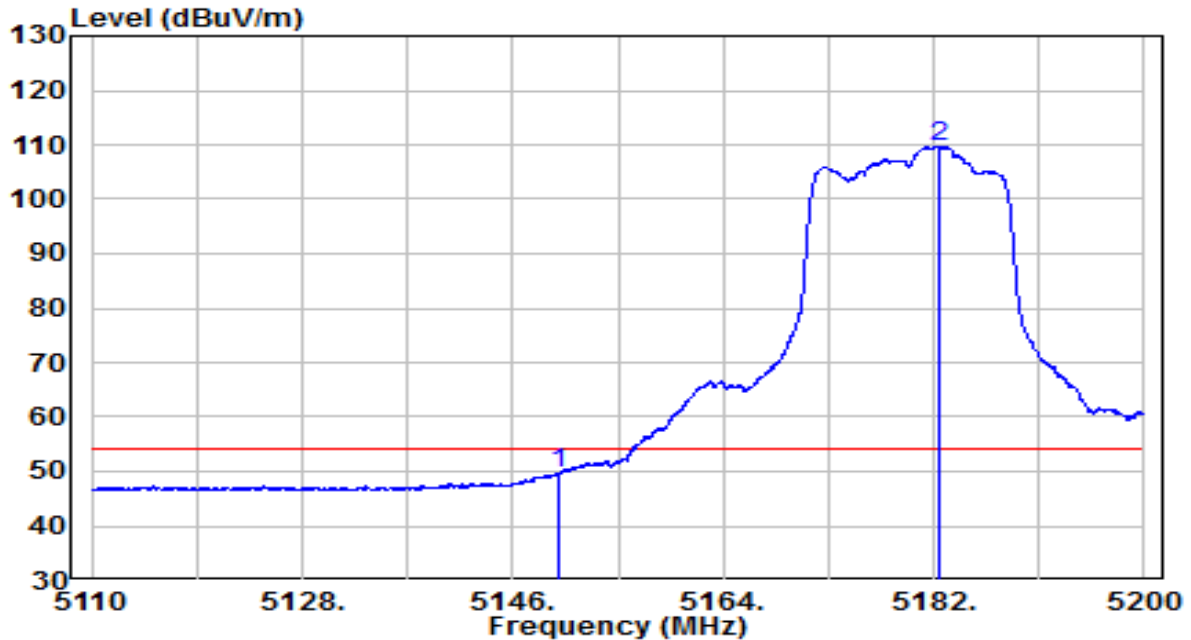


No	Frequency (MHz)	Reading (dB μ V)	C.F (dB/m)	Measurement (dB μ V/m)	Margin (dB)	Limit (dB μ V/m)	Remark (QP/PK/AV)
1	5149.735	42.70	20.20	62.90	-11.10	74.00	Peak
2	5150.000	41.45	20.20	61.65	-12.35	74.00	Peak
3	* 5182.450	96.81	20.25	117.05	N/A	N/A	Peak

Note:

1. " *", means this data is the worst emission level.
2. C.F (Correction Factor) = Antenna Factor (dB/m) + Cable Loss (dB) – Pre-amplifier(dB).
3. Measurement(dB μ V/m) = Reading(dB μ V) + C.F (Correction Factor).

EUT	ACCESS POINT	Date of Test	2021-12-28
Factor	BBHA 9120D (1GHz~18GHz)_2021	Temp. / Humidity	26.2°C/52.4%
Polarity	Horizontal	Site / Test Engineer	AC1 / Jay Chu
Test Mode	Transmit by 802.11a at Channel 5180MHz	Test Voltage	120V/60Hz

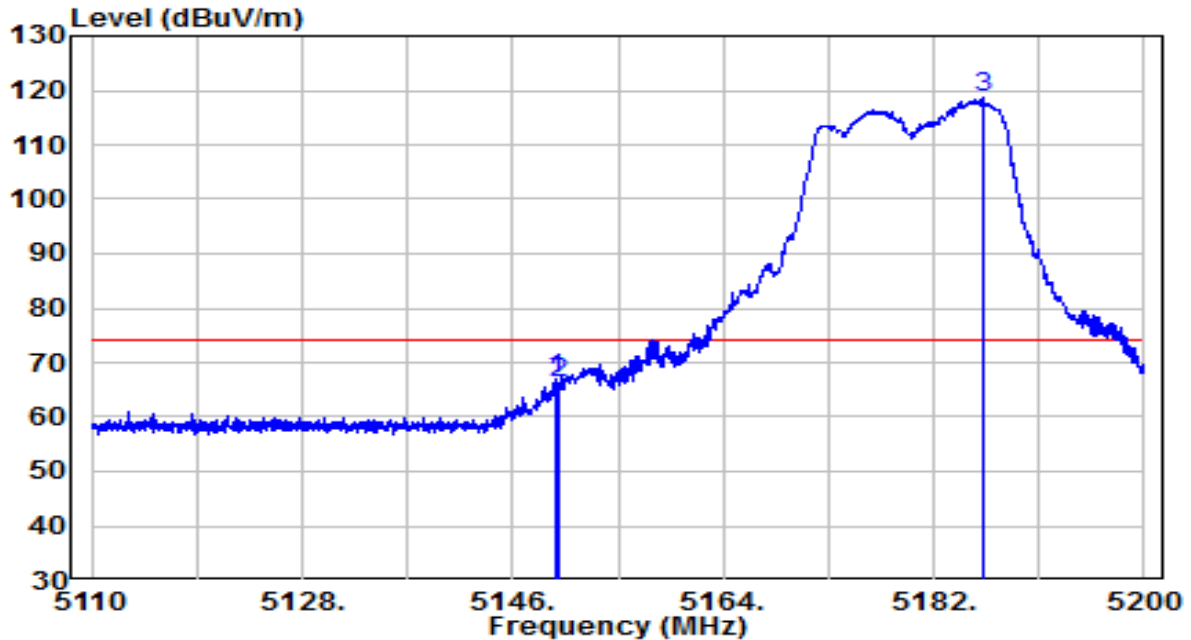


No	Frequency (MHz)	Reading (dB μ V)	C.F (dB/m)	Measurement (dB μ V/m)	Margin (dB)	Limit (dB μ V/m)	Remark (QP/PK/AV)
1	5150.000	29.47	20.20	49.66	-4.34	54.00	Average
2	* 5182.540	89.52	20.25	109.77	N/A	N/A	Average

Note:

1. " *", means this data is the worst emission level.
2. C.F (Correction Factor) = Antenna Factor (dB/m) + Cable Loss (dB) – Pre-amplifier(dB).
3. Measurement(dB μ V/m) = Reading(dB μ V) + C.F (Correction Factor).

EUT	ACCESS POINT	Date of Test	2021-12-28
Factor	BBHA 9120D (1GHz~18GHz)_2021	Temp. / Humidity	26.2°C/52.4%
Polarity	Vertical	Site / Test Engineer	AC1 / Jay Chu
Test Mode	Transmit by 802.11a at Channel 5180MHz	Test Voltage	120V/60Hz

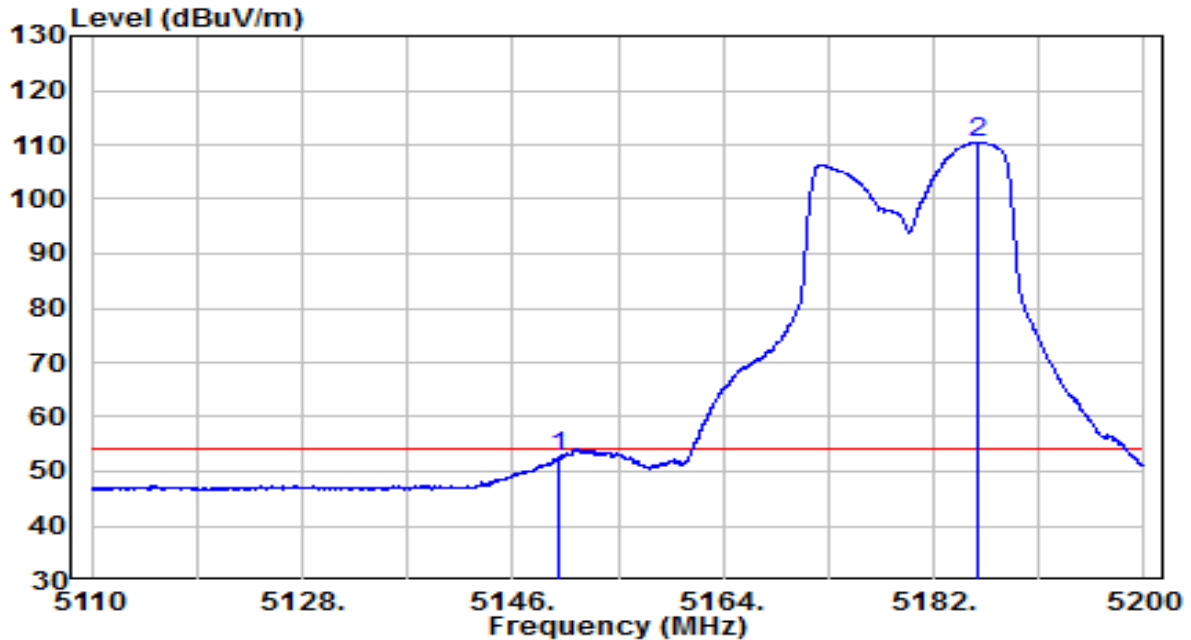


No	Frequency (MHz)	Reading (dB μ V)	C.F (dB/m)	Measurement (dB μ V/m)	Margin (dB)	Limit (dB μ V/m)	Remark (QP/PK/AV)
1	5149.690	46.92	20.20	67.11	-6.89	74.00	Peak
2	5150.000	46.17	20.20	66.37	-7.63	74.00	Peak
3	* 5186.140	98.31	20.26	118.56	N/A	N/A	Peak

Note:

- "*", means this data is the worst emission level.
- C.F (Correction Factor) = Antenna Factor (dB/m) + Cable Loss (dB) – Pre-amplifier(dB).
- Measurement(dB μ V/m) = Reading(dB μ V) + C.F (Correction Factor).

EUT	ACCESS POINT	Date of Test	2021-12-28
Factor	BBHA 9120D (1GHz~18GHz)_2021	Temp. / Humidity	26.2°C/52.4%
Polarity	Vertical	Site / Test Engineer	AC1 / Jay Chu
Test Mode	Transmit by 802.11a at Channel 5180MHz	Test Voltage	120V/60Hz

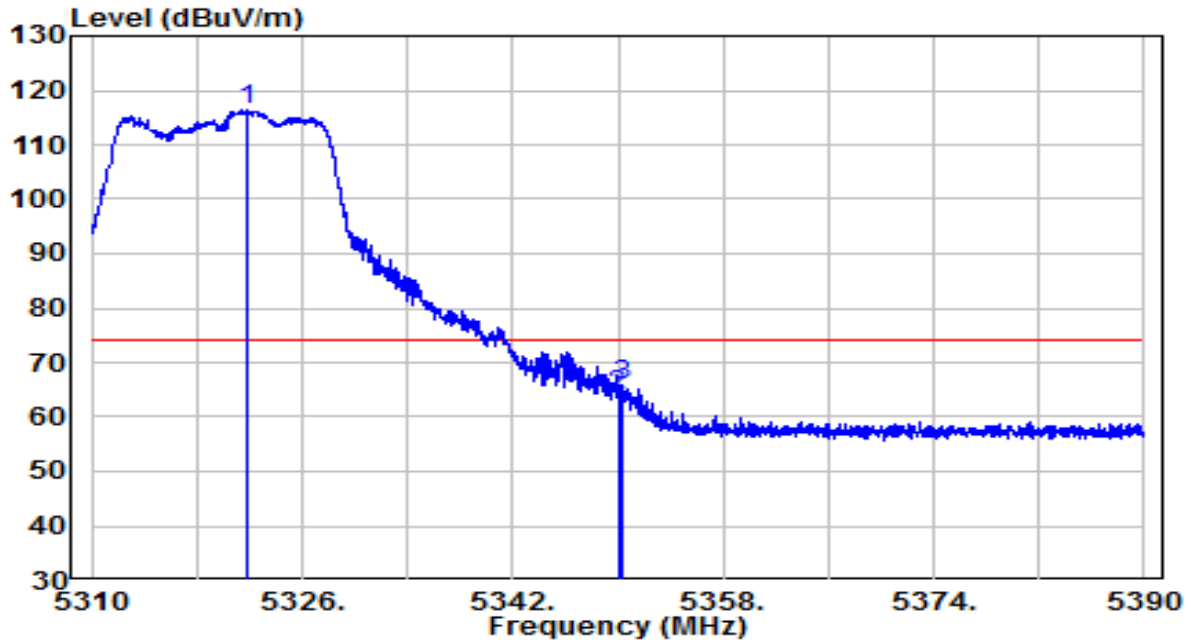


No	Frequency (MHz)	Reading (dB μ V)	C.F (dB/m)	Measurement (dB μ V/m)	Margin (dB)	Limit (dB μ V/m)	Remark (QP/PK/AV)
1	5150.000	32.43	20.20	52.63	-1.37	54.00	Average
2	* 5185.690	90.16	20.25	110.42	N/A	N/A	Average

Note:

1. " *", means this data is the worst emission level.
2. C.F (Correction Factor) = Antenna Factor (dB/m) + Cable Loss (dB) – Pre-amplifier(dB).
3. Measurement(dB μ V/m) = Reading(dB μ V) + C.F (Correction Factor).

EUT	ACCESS POINT	Date of Test	2021-12-28
Factor	BBHA 9120D (1GHz~18GHz)_2021	Temp. / Humidity	26.2°C/52.4%
Polarity	Horizontal	Site / Test Engineer	AC1 / Jay Chu
Test Mode	Transmit by 802.11a at Channel 5320MHz	Test Voltage	120V/60Hz

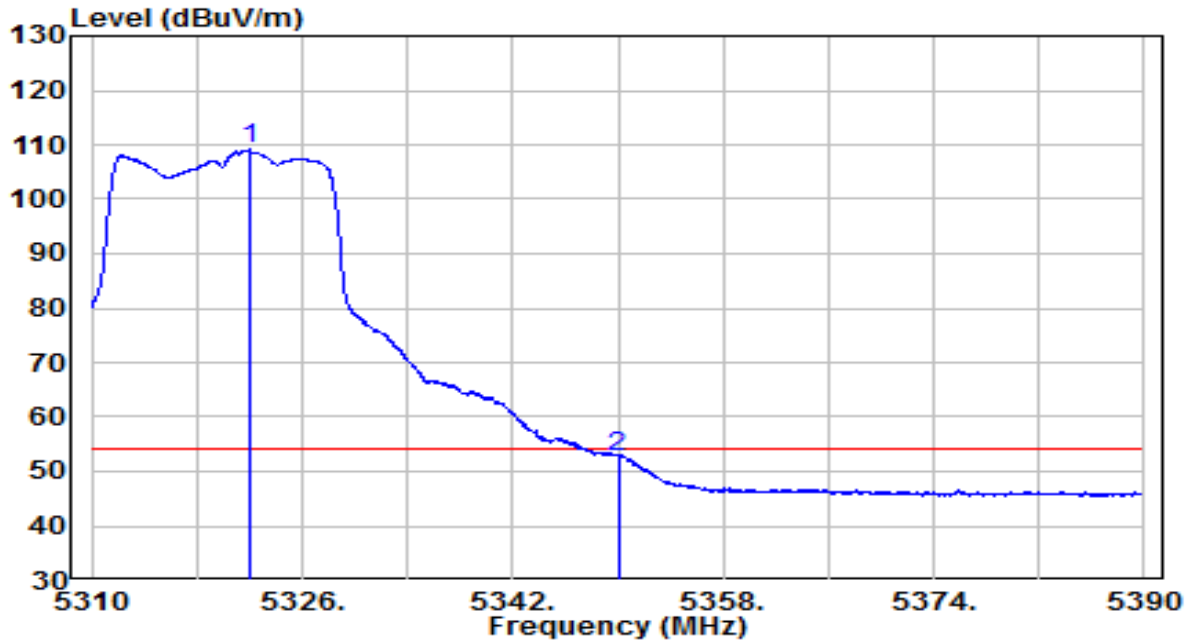


No	Frequency (MHz)	Reading (dB μ V)	C.F (dB/m)	Measurement (dB μ V/m)	Margin (dB)	Limit (dB μ V/m)	Remark (QP/PK/AV)
1	* 5321.720	95.95	20.48	116.43	N/A	N/A	Peak
2	5350.000	43.45	20.52	63.97	-10.03	74.00	Peak
3	5350.360	45.41	20.52	65.94	-8.06	74.00	Peak

Note:

1. " *", means this data is the worst emission level.
2. C.F (Correction Factor) = Antenna Factor (dB/m) + Cable Loss (dB) – Pre-amplifier(dB).
3. Measurement(dB μ V/m) = Reading(dB μ V) + C.F (Correction Factor).

EUT	ACCESS POINT	Date of Test	2021-12-28
Factor	BBHA 9120D (1GHz~18GHz)_2021	Temp. / Humidity	26.2°C/52.4%
Polarity	Horizontal	Site / Test Engineer	AC1 / Jay Chu
Test Mode	Transmit by 802.11a at Channel 5320MHz	Test Voltage	120V/60Hz

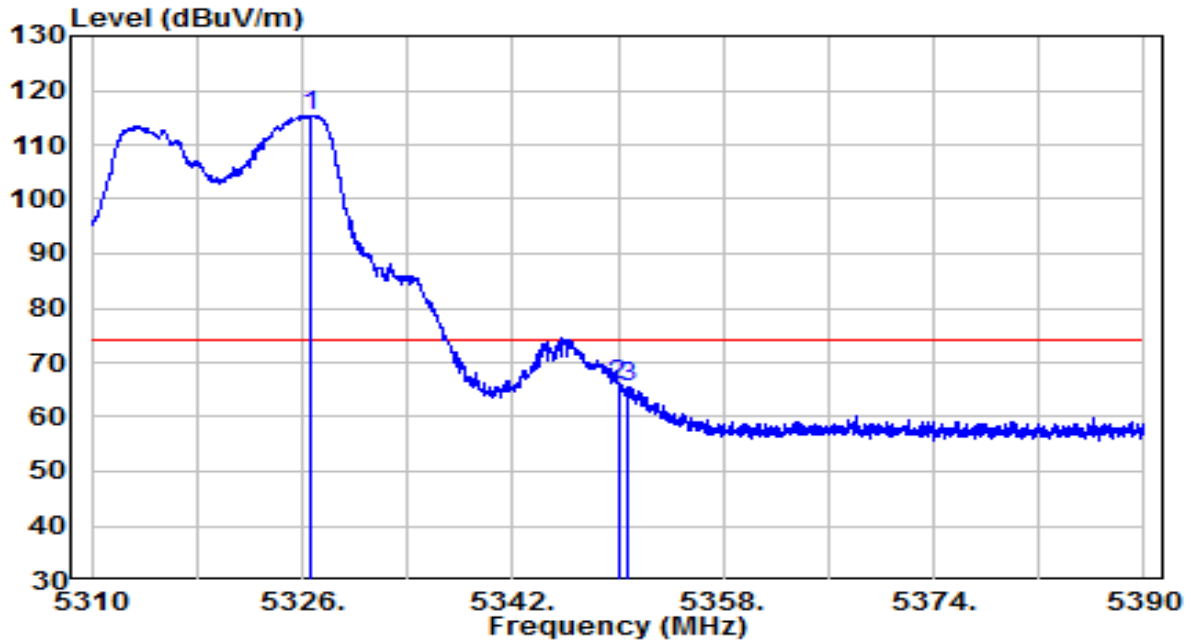


No	Frequency (MHz)	Reading (dB μ V)	C.F (dB/m)	Measurement (dB μ V/m)	Margin (dB)	Limit (dB μ V/m)	Remark (QP/PK/AV)
1	* 5321.960	88.58	20.48	109.06	N/A	N/A	Average
2	5350.000	32.19	20.52	52.71	-1.29	54.00	Average

Note:

1. " *", means this data is the worst emission level.
2. C.F (Correction Factor) = Antenna Factor (dB/m) + Cable Loss (dB) – Pre-amplifier(dB).
3. Measurement(dB μ V/m) = Reading(dB μ V) + C.F (Correction Factor).

EUT	ACCESS POINT	Date of Test	2021-12-28
Factor	BBHA 9120D (1GHz~18GHz)_2021	Temp. / Humidity	26.2°C/52.4%
Polarity	Vertical	Site / Test Engineer	AC1 / Jay Chu
Test Mode	Transmit by 802.11a at Channel 5320MHz	Test Voltage	120V/60Hz

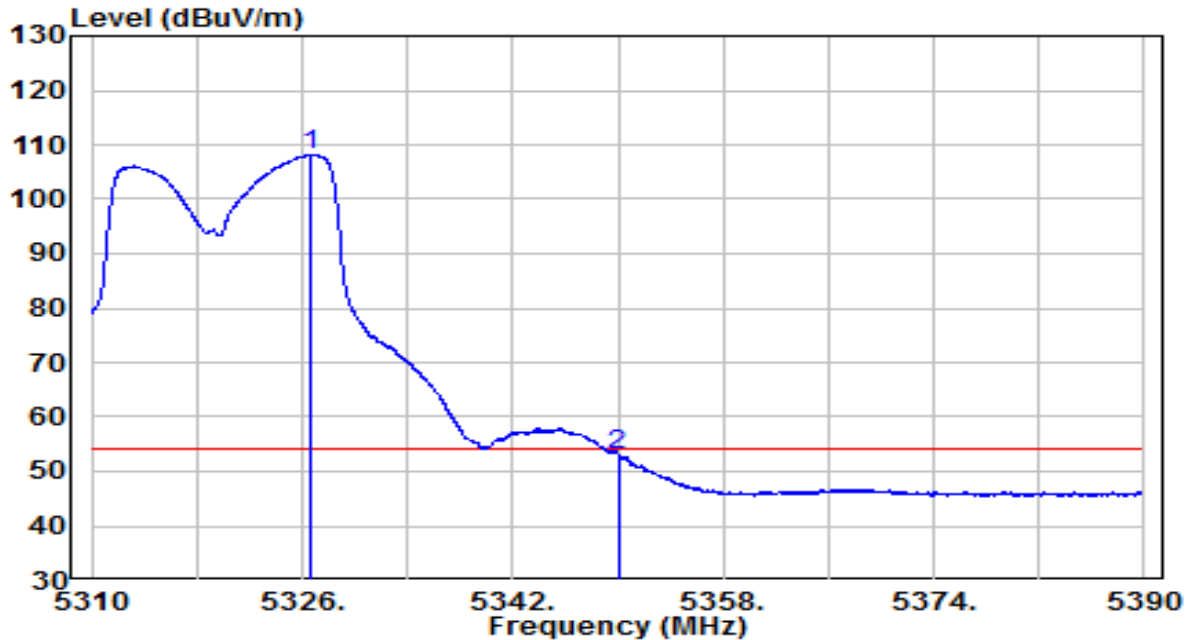


No	Frequency (MHz)	Reading (dB μ V)	C.F (dB/m)	Measurement (dB μ V/m)	Margin (dB)	Limit (dB μ V/m)	Remark (QP/PK/AV)
1	* 5326.720	94.96	20.49	115.44	N/A	N/A	Peak
2	5350.000	45.44	20.52	65.96	-8.04	74.00	Peak
3	5350.800	45.10	20.53	65.62	-8.38	74.00	Peak

Note:

1. " *", means this data is the worst emission level.
2. C.F (Correction Factor) = Antenna Factor (dB/m) + Cable Loss (dB) – Pre-amplifier(dB).
3. Measurement(dB μ V/m) = Reading(dB μ V) + C.F (Correction Factor).

EUT	ACCESS POINT	Date of Test	2021-12-28
Factor	BBHA 9120D (1GHz~18GHz)_2021	Temp. / Humidity	26.2°C/52.4%
Polarity	Vertical	Site / Test Engineer	AC1 / Jay Chu
Test Mode	Transmit by 802.11a at Channel 5320MHz	Test Voltage	120V/60Hz

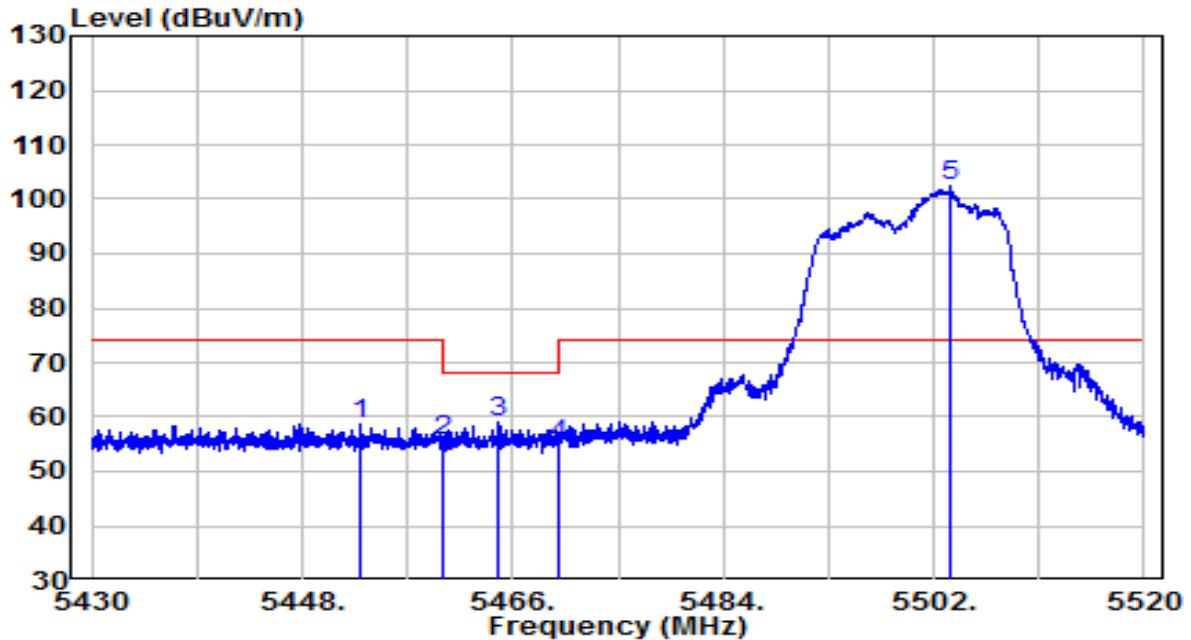


No	Frequency (MHz)	Reading (dB μ V)	C.F (dB/m)	Measurement (dB μ V/m)	Margin (dB)	Limit (dB μ V/m)	Remark (QP/PK/AV)
1	*	87.64	20.49	108.13	N/A	N/A	Average
2		32.60	20.52	53.12	-0.88	54.00	Average

Note:

1. " *", means this data is the worst emission level.
2. C.F (Correction Factor) = Antenna Factor (dB/m) + Cable Loss (dB) – Pre-amplifier(dB).
3. Measurement(dB μ V/m) = Reading(dB μ V) + C.F (Correction Factor).

EUT	ACCESS POINT	Date of Test	2021-12-28
Factor	BBHA 9120D (1GHz~18GHz)_2021	Temp. / Humidity	26.9°C/46.9%
Polarity	Horizontal	Site / Test Engineer	AC1 / Jay Chu
Test Mode	Transmit by 802.11a at Channel 5500MHz	Test Voltage	120V/60Hz

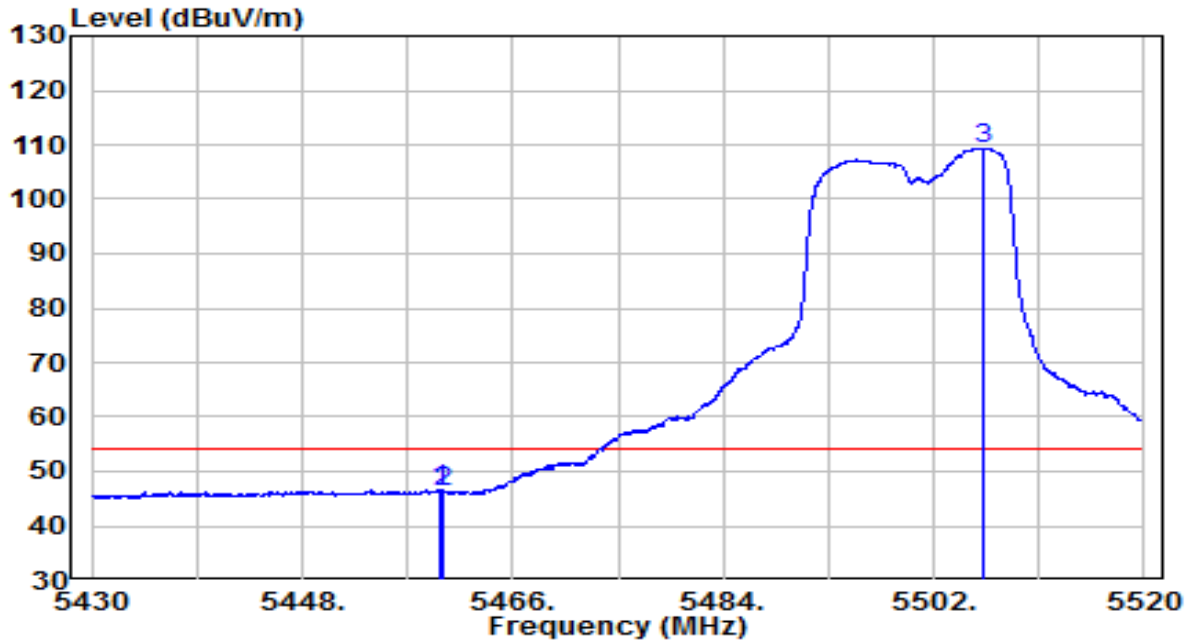


No	Frequency (MHz)	Reading (dBμV)	C.F (dB/m)	Measurement (dBμV/m)	Margin (dB)	Limit (dBμV/m)	Remark (QP/PK/AV)
1	5452.950	38.13	20.69	58.82	-15.18	74.00	Peak
2	5460.000	34.96	20.70	55.67	-12.53	68.20	Peak
3	5464.695	38.19	20.71	58.90	-9.30	68.20	Peak
4	5470.000	34.05	20.72	54.77	-13.43	68.20	Peak
5	* 5503.440	81.48	20.78	102.27	N/A	N/A	Peak

Note:

1. " *", means this data is the worst emission level.
2. C.F (Correction Factor) = Antenna Factor (dB/m) + Cable Loss (dB) – Pre-amplifier(dB).
3. Measurement(dBμV/m) = Reading(dBμV) + C.F (Correction Factor).

EUT	ACCESS POINT	Date of Test	2021-12-28
Factor	BBHA 9120D (1GHz~18GHz)_2021	Temp. / Humidity	26.9°C/46.9%
Polarity	Horizontal	Site / Test Engineer	AC1 / Jay Chu
Test Mode	Transmit by 802.11a at Channel 5500MHz	Test Voltage	120V/60Hz

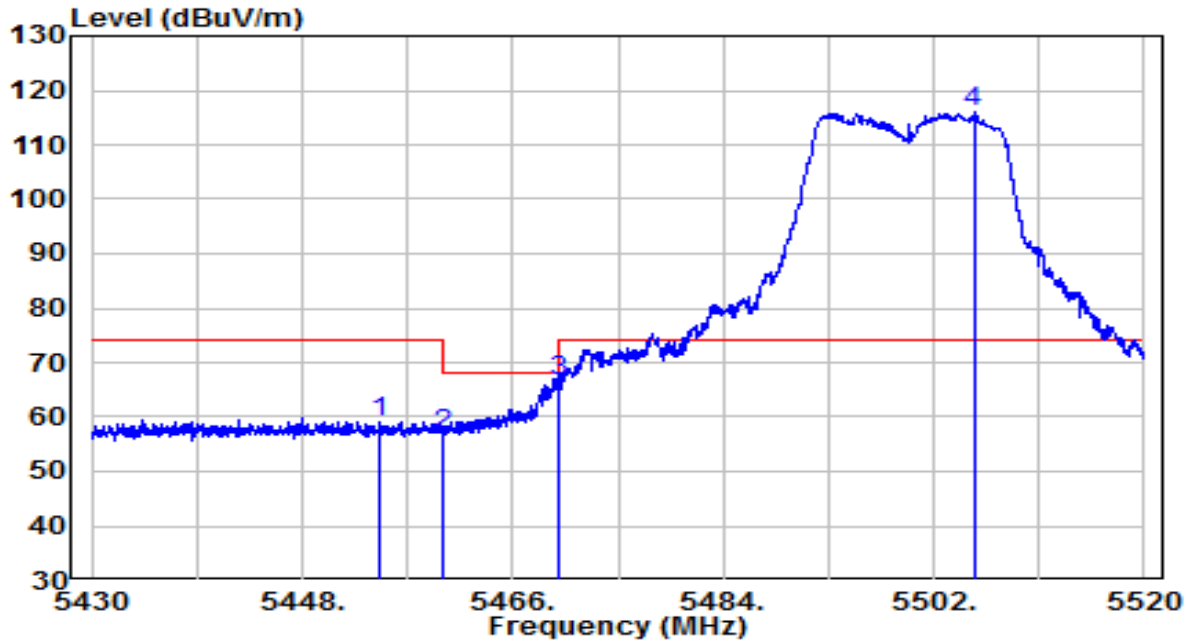


No	Frequency (MHz)	Reading (dB μ V)	C.F (dB/m)	Measurement (dB μ V/m)	Margin (dB)	Limit (dB μ V/m)	Remark (QP/PK/AV)
1	5459.700	25.99	20.70	46.69	-7.31	54.00	Average
2	5460.000	25.61	20.70	46.32	-7.68	54.00	Average
3	* 5506.185	88.61	20.79	109.41	N/A	N/A	Average

Note:

- "*", means this data is the worst emission level.
- C.F (Correction Factor) = Antenna Factor (dB/m) + Cable Loss (dB) – Pre-amplifier(dB).
- Measurement(dB μ V/m) = Reading(dB μ V) + C.F (Correction Factor).

EUT	ACCESS POINT	Date of Test	2021-12-28
Factor	BBHA 9120D (1GHz~18GHz)_2021	Temp. / Humidity	26.9°C/46.9%
Polarity	Vertical	Site / Test Engineer	AC1 / Jay Chu
Test Mode	Transmit by 802.11a at Channel 5500MHz	Test Voltage	120V/60Hz

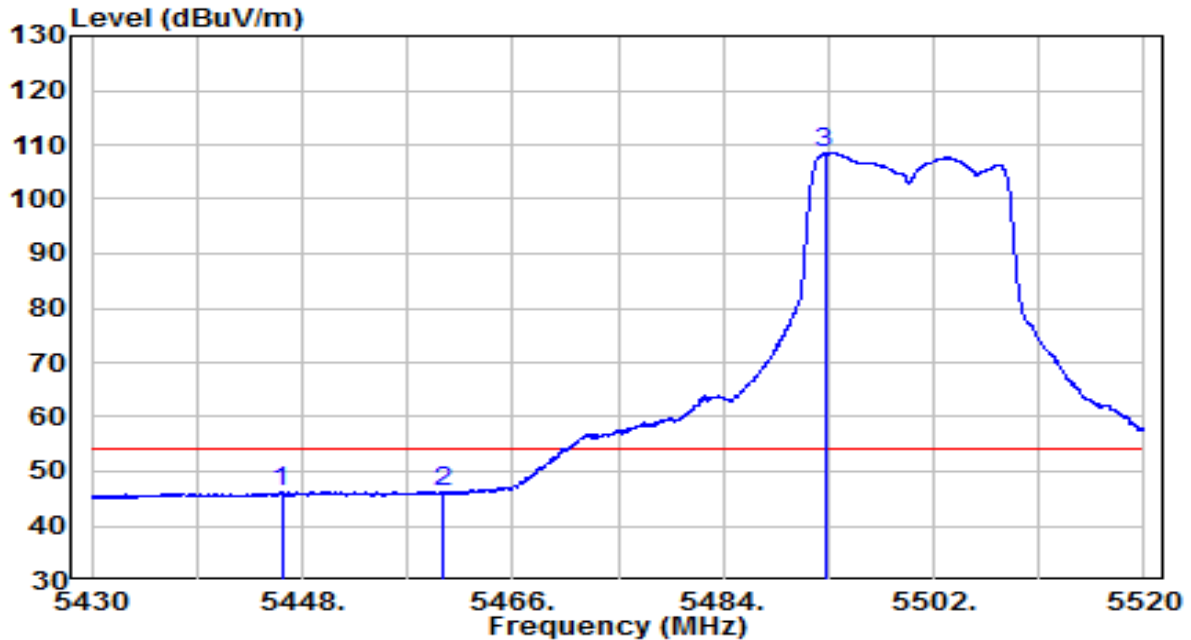


No	Frequency (MHz)	Reading (dBμV)	C.F (dB/m)	Measurement (dBμV/m)	Margin (dB)	Limit (dBμV/m)	Remark (QP/PK/AV)
1	5454.570	38.44	20.70	59.14	-14.86	74.00	Peak
2	5460.000	36.18	20.70	56.88	-11.32	68.20	Peak
3	5470.000	45.81	20.72	66.53	-1.67	68.20	Peak
4	* 5505.420	95.24	20.79	116.03	N/A	N/A	Peak

Note:

1. " *", means this data is the worst emission level.
2. C.F (Correction Factor) = Antenna Factor (dB/m) + Cable Loss (dB) – Preamplifier(dB).
3. Measurement(dBμV/m) = Reading(dBμV) + C.F (Correction Factor).

EUT	ACCESS POINT	Date of Test	2021-12-28
Factor	BBHA 9120D (1GHz~18GHz)_2021	Temp. / Humidity	26.9°C/46.9%
Polarity	Vertical	Site / Test Engineer	AC1 / Jay Chu
Test Mode	Transmit by 802.11a at Channel 5500MHz	Test Voltage	120V/60Hz

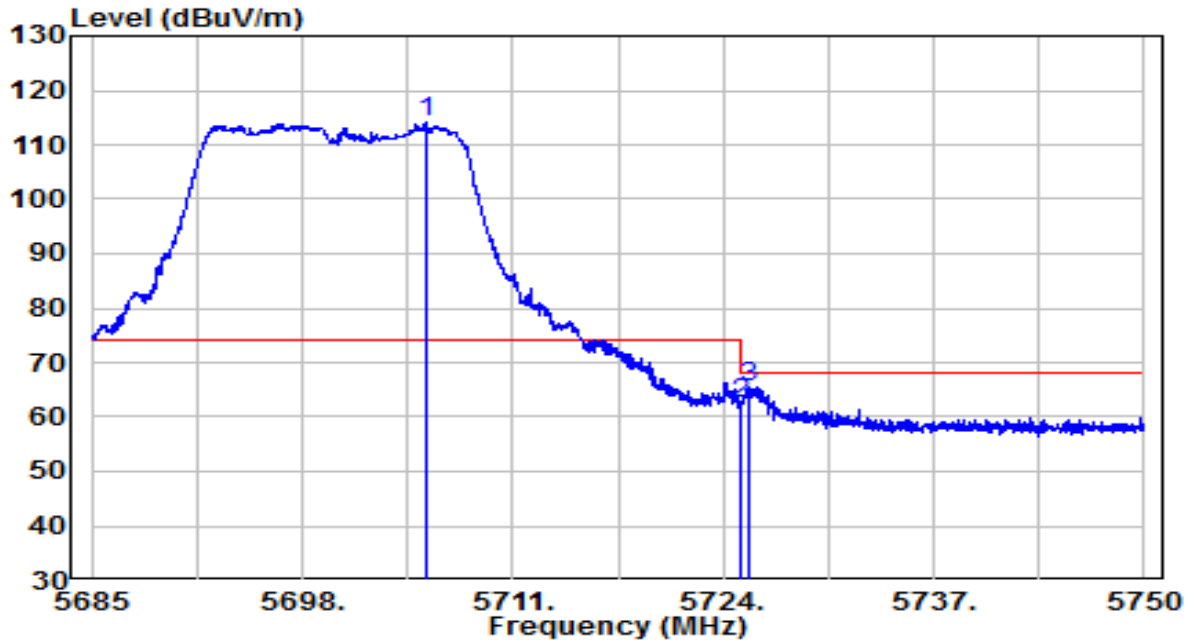


No	Frequency (MHz)	Reading (dB μ V)	C.F (dB/m)	Measurement (dB μ V/m)	Margin (dB)	Limit (dB μ V/m)	Remark (QP/PK/AV)
1	5446.245	25.69	20.68	46.38	-7.62	54.00	Average
2	5460.000	25.35	20.70	46.05	-7.95	54.00	Average
3	* 5492.685	87.70	20.76	108.46	N/A	N/A	Average

Note:

- "*", means this data is the worst emission level.
- C.F (Correction Factor) = Antenna Factor (dB/m) + Cable Loss (dB) – Pre-amplifier(dB).
- Measurement(dB μ V/m) = Reading(dB μ V) + C.F (Correction Factor).

EUT	ACCESS POINT	Date of Test	2021-12-28
Factor	BBHA 9120D (1GHz~18GHz)_2021	Temp. / Humidity	26.9°C/46.9%
Polarity	Horizontal	Site / Test Engineer	AC1 / Jay Chu
Test Mode	Transmit by 802.11a at Channel 5700MHz	Test Voltage	120V/60Hz

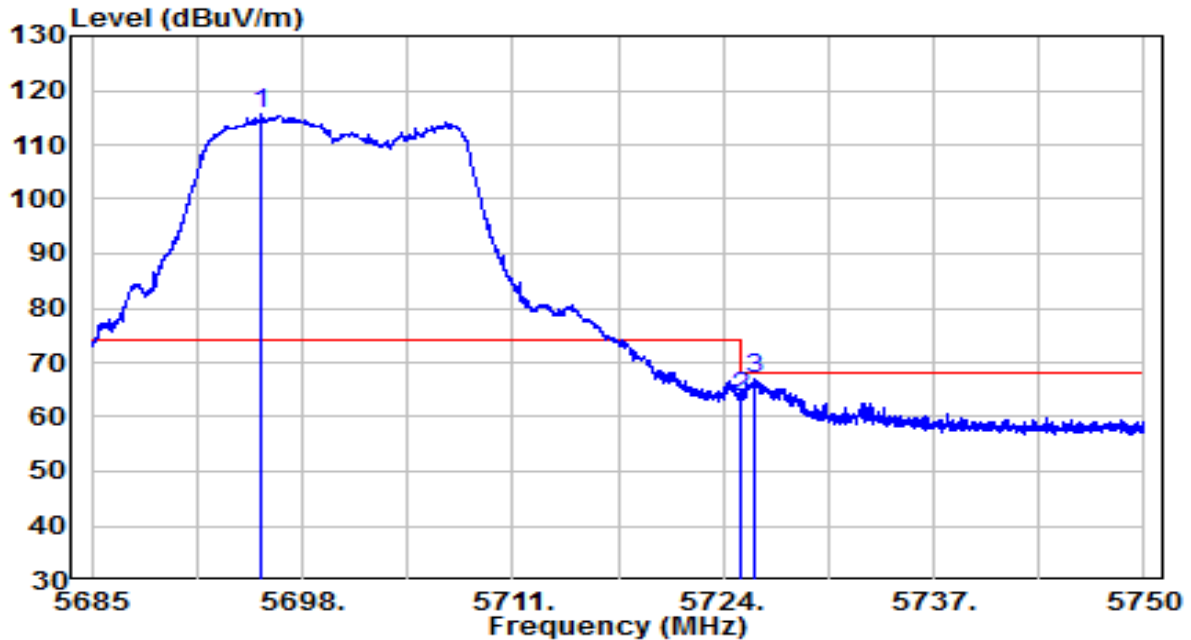


No	Frequency (MHz)	Reading (dBμV)	C.F (dB/m)	Measurement (dBμV/m)	Margin (dB)	Limit (dBμV/m)	Remark (QP/PK/AV)
1	* 5705.605	92.46	21.52	113.98	N/A	N/A	Peak
2	5725.000	41.03	21.59	62.62	-5.58	68.20	Peak
3	5725.658	43.89	21.59	65.49	-2.71	68.20	Peak

Note:

1. " *", means this data is the worst emission level.
2. C.F (Correction Factor) = Antenna Factor (dB/m) + Cable Loss (dB) – Pre-amplifier(dB).
3. Measurement(dBμV/m) = Reading(dBμV) + C.F (Correction Factor).

EUT	ACCESS POINT	Date of Test	2022-01-06
Factor	BBHA 9120D (1GHz~18GHz)_2021	Temp. / Humidity	26.9°C/46.9%
Polarity	Vertical	Site / Test Engineer	AC1 / Jay Chu
Test Mode	Transmit by 802.11a at Channel 5700MHz	Test Voltage	120V/60Hz

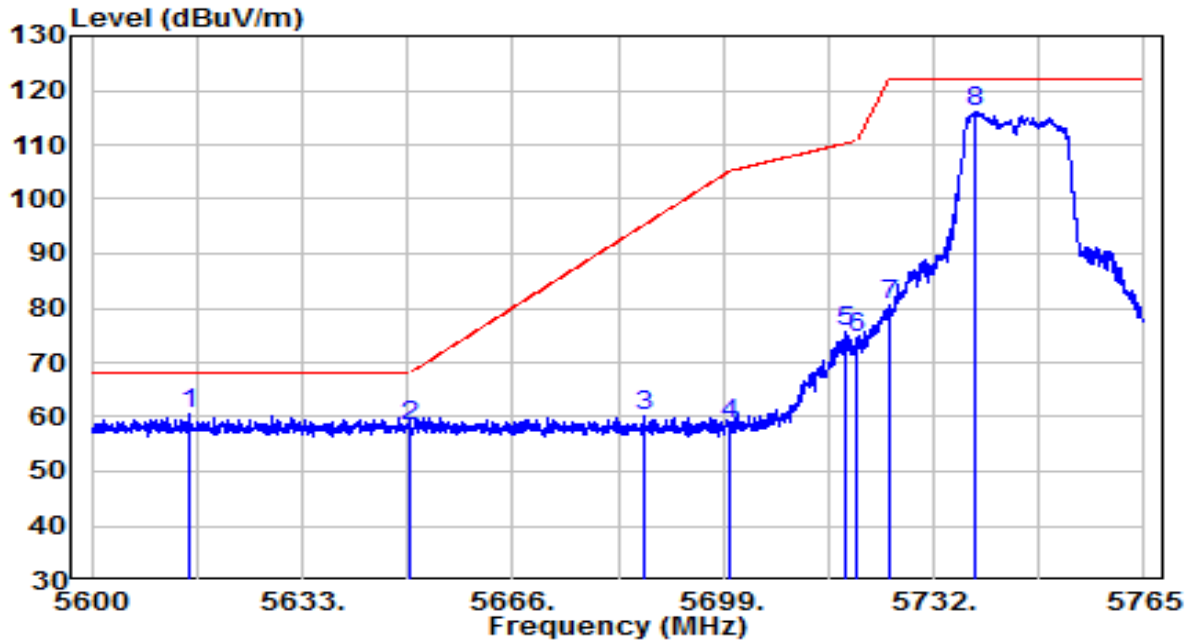


No		Frequency (MHz)	Reading (dB μ V)	C.F (dB/m)	Measurement (dB μ V/m)	Margin (dB)	Limit (dB μ V/m)	Remark (QP/PK/AV)
1	*	5695.400	94.05	21.48	115.54	N/A	N/A	Peak
2		5725.000	41.88	21.59	63.46	-4.74	68.20	Peak
3	*	5725.950	45.49	21.59	67.08	-1.12	68.20	Peak

Note:

1. " *", means this data is the worst emission level.
2. C.F (Correction Factor) = Antenna Factor (dB/m) + Cable Loss (dB) – Pre-amplifier(dB).
3. Measurement(dB μ V/m) = Reading(dB μ V) + C.F (Correction Factor).

EUT	ACCESS POINT	Date of Test	2021-12-28
Factor	BBHA 9120D (1GHz~18GHz)_2021	Temp. / Humidity	26.9°C/46.9%
Polarity	Horizontal	Site / Test Engineer	AC1 / Jay Chu
Test Mode	Transmit by 802.11a at Channel 5745MHz	Test Voltage	120V/60Hz

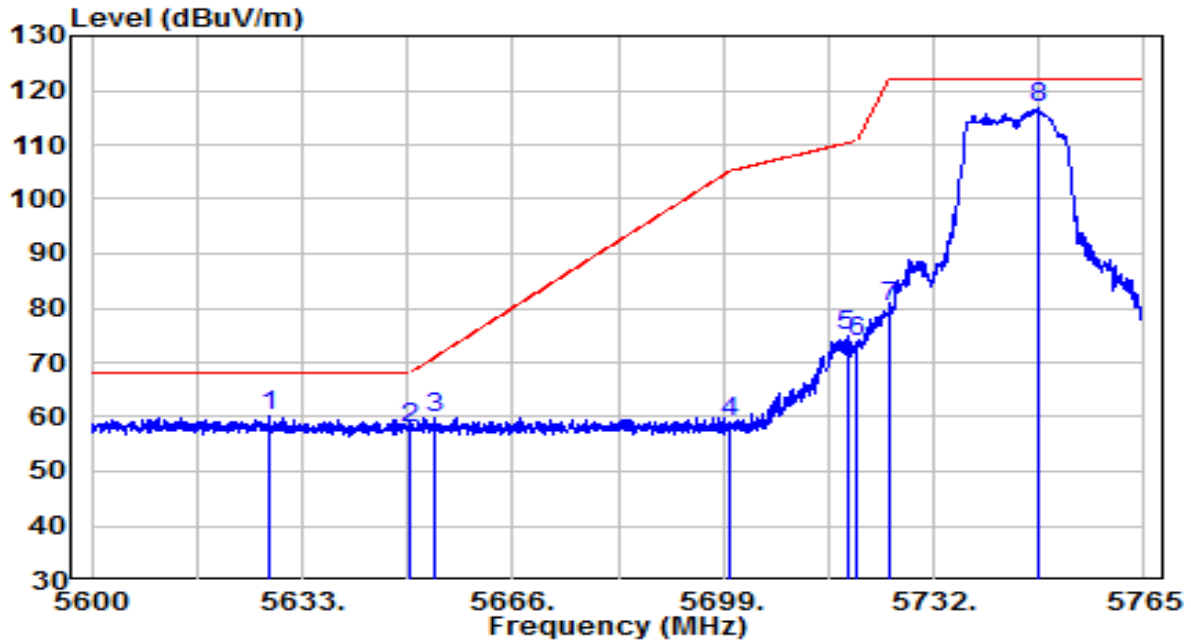


No	Frequency (MHz)	Reading (dB μ V)	C.F (dB/m)	Measurement (dB μ V/m)	Margin (dB)	Limit (dB μ V/m)	Remark (QP/PK/AV)
1	5615.345	39.20	21.19	60.39	-7.81	68.20	Peak
2	5650.000	36.91	21.32	58.23	-9.97	68.20	Peak
3	5686.708	38.87	21.45	60.32	-35.07	95.40	Peak
4	5700.000	37.03	21.50	58.53	-46.67	105.20	Peak
5	5718.305	53.93	21.56	75.49	-34.83	110.33	Peak
6	5720.000	53.05	21.57	74.62	-36.18	110.80	Peak
7	5725.000	58.80	21.59	80.39	-41.81	122.20	Peak
8	* 5738.600	94.45	21.64	116.09	N/A	N/A	Peak

Note:

1. " *", means this data is the worst emission level.
2. C.F (Correction Factor) = Antenna Factor (dB/m) + Cable Loss (dB) – Preamplifier(dB).
3. Measurement(dB μ V/m) = Reading(dB μ V) + C.F (Correction Factor).

EUT	ACCESS POINT	Date of Test	2021-12-28
Factor	BBHA 9120D (1GHz~18GHz)_2021	Temp. / Humidity	26.9°C/46.9%
Polarity	Vertical	Site / Test Engineer	AC1 / Jay Chu
Test Mode	Transmit by 802.11a at Channel 5745MHz	Test Voltage	120V/60Hz

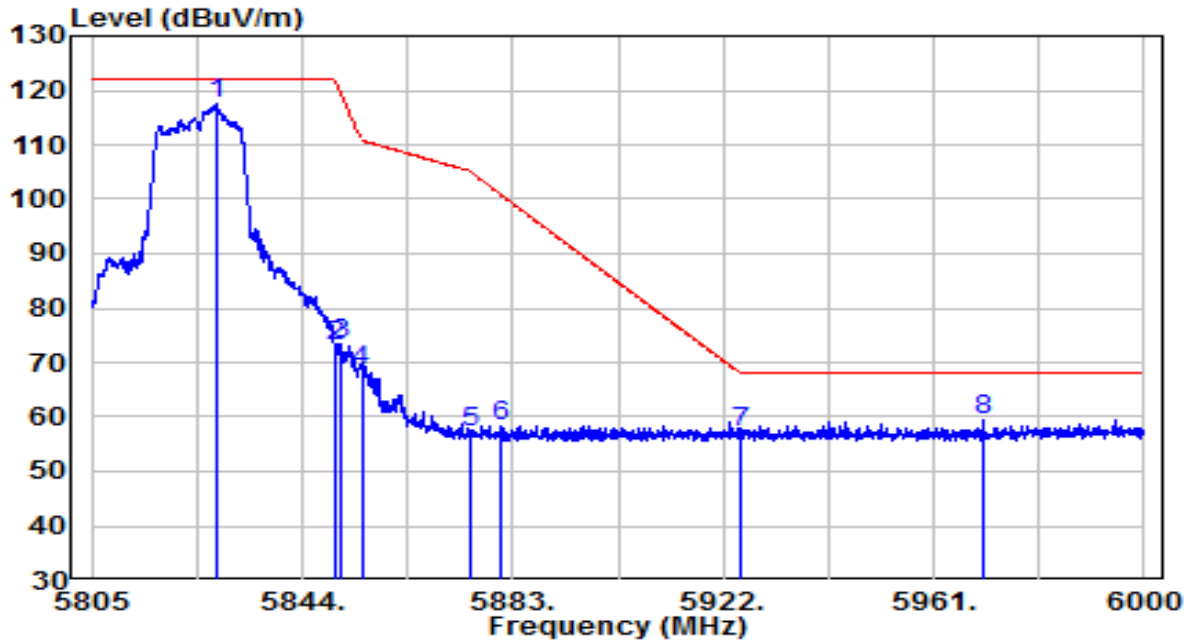


No	Frequency (MHz)	Reading (dBμV)	C.F (dB/m)	Measurement (dBμV/m)	Margin (dB)	Limit (dBμV/m)	Remark (QP/PK/AV)
1	5627.720	38.88	21.23	60.12	-8.08	68.20	Peak
2	5650.000	36.76	21.32	58.08	-10.12	68.20	Peak
3	5653.790	38.64	21.33	59.97	-11.04	71.02	Peak
4	5700.000	37.74	21.50	59.23	-45.97	105.20	Peak
5	5718.388	53.49	21.56	75.06	-35.29	110.35	Peak
6	5720.000	52.14	21.57	73.71	-37.09	110.80	Peak
7	5725.000	58.69	21.59	80.28	-41.92	122.20	Peak
8	* 5748.252	95.13	21.67	116.81	N/A	N/A	Peak

Note:

1. " *", means this data is the worst emission level.
2. C.F (Correction Factor) = Antenna Factor (dB/m) + Cable Loss (dB) – Preamplifier(dB).
3. Measurement(dBμV/m) = Reading(dBμV) + C.F (Correction Factor).

EUT	ACCESS POINT	Date of Test	2021-12-28
Factor	BBHA 9120D (1GHz~18GHz)_2021	Temp. / Humidity	26.9°C/46.9%
Polarity	Horizontal	Site / Test Engineer	AC1 / Jay Chu
Test Mode	Transmit by 802.11a at Channel 5825MHz	Test Voltage	120V/60Hz

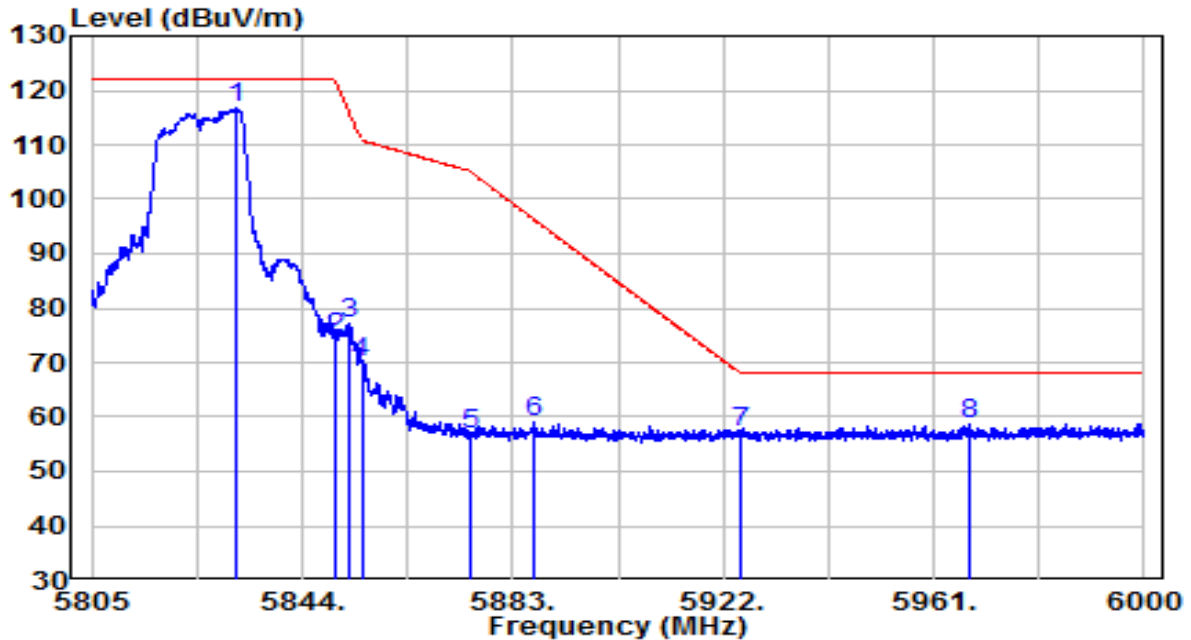


No	Frequency (MHz)	Reading (dBμV)	C.F (dB/m)	Measurement (dBμV/m)	Margin (dB)	Limit (dBμV/m)	Remark (QP/PK/AV)
1	* 5828.010	95.58	21.96	117.54	N/A	N/A	Peak
2	5850.000	50.96	22.04	73.00	-49.20	122.20	Peak
3	5851.020	51.40	22.05	73.45	-46.43	119.87	Peak
4	5855.000	46.48	22.06	68.55	-42.25	110.80	Peak
5	5875.000	34.96	22.14	57.09	-48.11	105.20	Peak
6	5880.855	36.30	22.16	58.46	-42.39	100.85	Peak
7	5925.000	34.82	22.32	57.14	-11.06	68.20	Peak
8	5970.263	36.91	22.48	59.39	-8.81	68.20	Peak

Note:

1. " *", means this data is the worst emission level.
2. C.F (Correction Factor) = Antenna Factor (dB/m) + Cable Loss (dB) – Preamplifier(dB).
3. Measurement(dBμV/m) = Reading(dBμV) + C.F (Correction Factor).

EUT	ACCESS POINT	Date of Test	2021-12-28
Factor	BBHA 9120D (1GHz~18GHz)_2021	Temp. / Humidity	26.9°C/46.9%
Polarity	Vertical	Site / Test Engineer	AC1 / Jay Chu
Test Mode	Transmit by 802.11a at Channel 5825MHz	Test Voltage	120V/60Hz

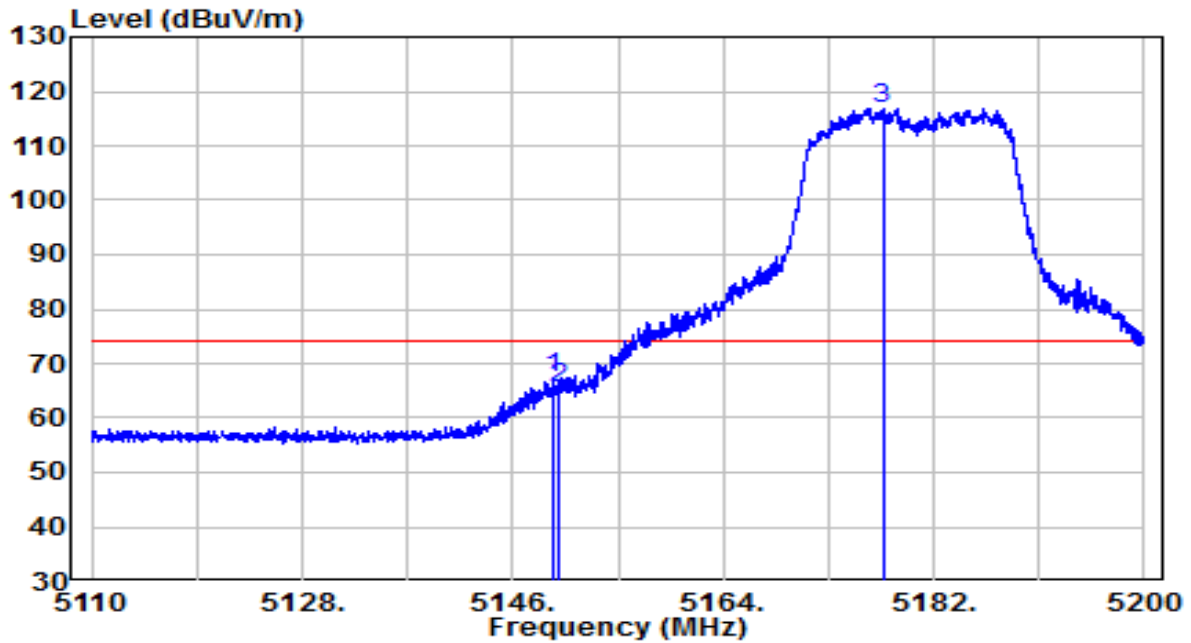


No	Frequency (MHz)	Reading (dB μ V)	C.F (dB/m)	Measurement (dB μ V/m)	Margin (dB)	Limit (dB μ V/m)	Remark (QP/PK/AV)
1	* 5831.813	94.72	21.98	116.69	N/A	N/A	Peak
2	5850.000	52.61	22.04	74.66	-47.54	122.20	Peak
3	5852.482	55.14	22.05	77.19	-39.35	116.54	Peak
4	5855.000	47.84	22.06	69.90	-40.90	110.80	Peak
5	5875.000	34.77	22.14	56.91	-48.29	105.20	Peak
6	5886.705	36.84	22.18	59.01	-37.50	96.51	Peak
7	5925.000	34.98	22.32	57.30	-10.90	68.20	Peak
8	5967.435	36.08	22.47	58.55	-9.65	68.20	Peak

Note:

1. " *", means this data is the worst emission level.
2. C.F (Correction Factor) = Antenna Factor (dB/m) + Cable Loss (dB) – Preamplifier(dB).
3. Measurement(dB μ V/m) = Reading(dB μ V) + C.F (Correction Factor).

EUT	ACCESS POINT	Date of Test	2021-12-28
Factor	BBHA 9120D (1GHz~18GHz)_2021	Temp. / Humidity	26.9°C/46.9%
Polarity	Horizontal	Site / Test Engineer	AC1 / Jay Chu
Test Mode	Transmit by 802.11ac-VHT20 at Channel 5180MHz	Test Voltage	120V/60Hz

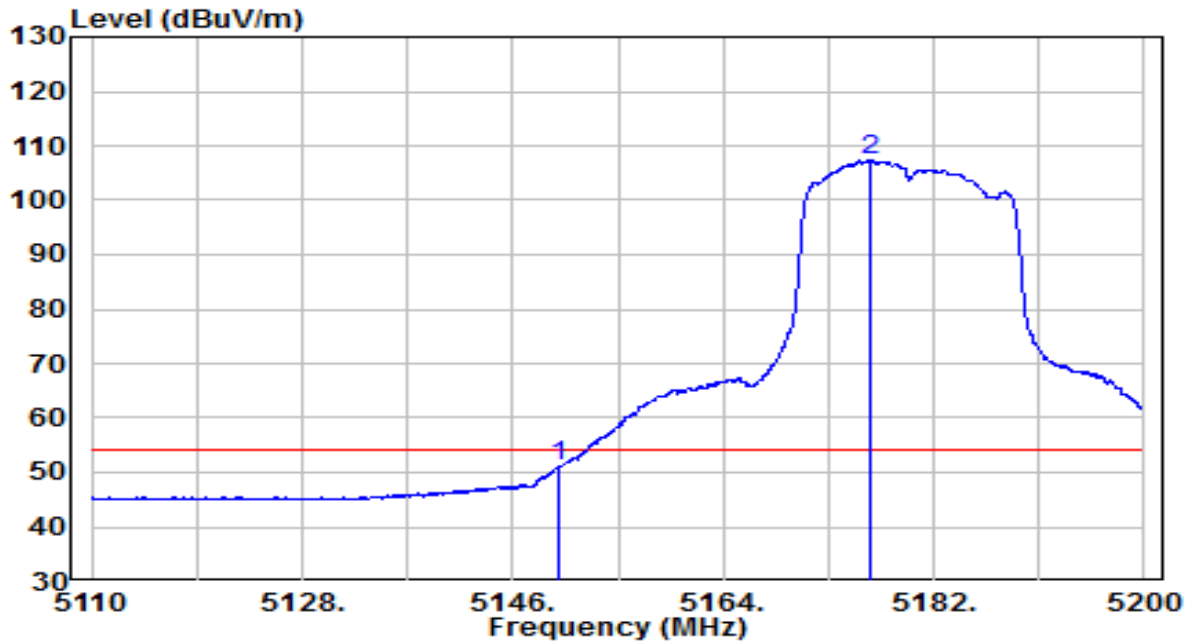


No	Frequency (MHz)	Reading (dB μ V)	C.F (dB/m)	Measurement (dB μ V/m)	Margin (dB)	Limit (dB μ V/m)	Remark (QP/PK/AV)
1	5149.420	47.26	20.20	67.46	-6.54	74.00	Peak
2	5150.000	45.30	20.20	65.49	-8.51	74.00	Peak
3	* 5177.635	96.70	20.24	116.94	N/A	N/A	Peak

Note:

1. " *", means this data is the worst emission level.
2. C.F (Correction Factor) = Antenna Factor (dB/m) + Cable Loss (dB) – Preamplifier(dB).
3. Measurement(dB μ V/m) = Reading(dB μ V) + C.F (Correction Factor).

EUT	ACCESS POINT	Date of Test	2021-12-28
Factor	BBHA 9120D (1GHz~18GHz)_2021	Temp. / Humidity	26.9°C/46.9%
Polarity	Horizontal	Site / Test Engineer	AC1 / Jay Chu
Test Mode	Transmit by 802.11ac-VHT20 at Channel 5180MHz	Test Voltage	120V/60Hz

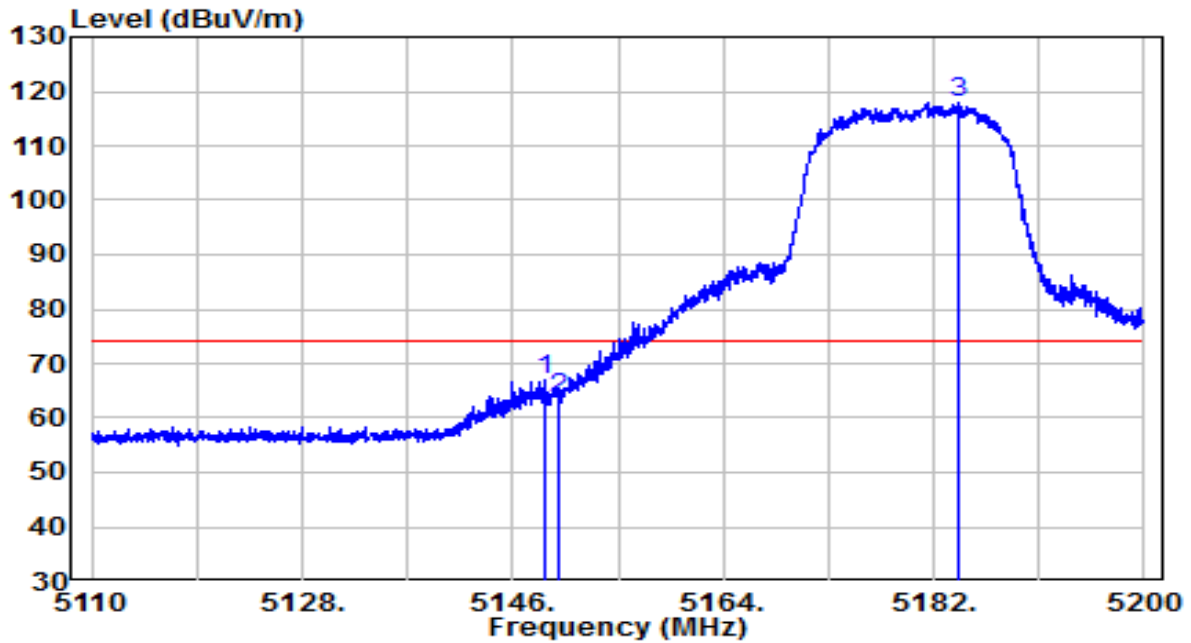


No	Frequency (MHz)	Reading (dB μ V)	C.F (dB/m)	Measurement (dB μ V/m)	Margin (dB)	Limit (dB μ V/m)	Remark (QP/PK/AV)
1	5150.000	30.75	20.20	50.95	-3.05	54.00	Average
2	* 5176.690	86.97	20.24	107.21	N/A	N/A	Average

Note:

1. " *", means this data is the worst emission level.
2. C.F (Correction Factor) = Antenna Factor (dB/m) + Cable Loss (dB) – Pre-amplifier(dB).
3. Measurement(dB μ V/m) = Reading(dB μ V) + C.F (Correction Factor).

EUT	ACCESS POINT	Date of Test	2021-12-28
Factor	BBHA 9120D (1GHz~18GHz)_2021	Temp. / Humidity	26.9°C/46.9%
Polarity	Vertical	Site / Test Engineer	AC1 / Jay Chu
Test Mode	Transmit by 802.11ac-VHT20 at Channel 5180MHz	Test Voltage	120V/60Hz

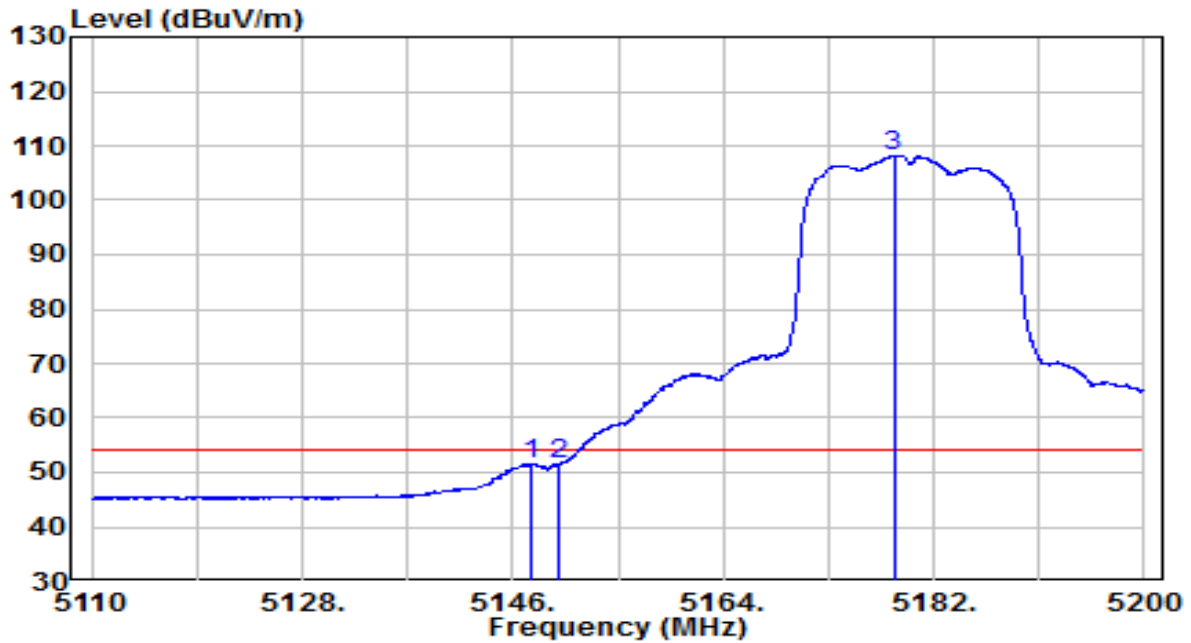


No	Frequency (MHz)	Reading (dB μ V)	C.F (dB/m)	Measurement (dB μ V/m)	Margin (dB)	Limit (dB μ V/m)	Remark (QP/PK/AV)
1	5148.700	46.83	20.19	67.02	-6.98	74.00	Peak
2	5150.000	43.45	20.20	63.65	-10.35	74.00	Peak
3	* 5184.160	97.50	20.25	117.75	N/A	N/A	Peak

Note:

1. " *", means this data is the worst emission level.
2. C.F (Correction Factor) = Antenna Factor (dB/m) + Cable Loss (dB) – Pre-amplifier(dB).
3. Measurement(dB μ V/m) = Reading(dB μ V) + C.F (Correction Factor).

EUT	ACCESS POINT	Date of Test	2021-12-28
Factor	BBHA 9120D (1GHz~18GHz)_2021	Temp. / Humidity	26.9°C/46.9%
Polarity	Vertical	Site / Test Engineer	AC1 / Jay Chu
Test Mode	Transmit by 802.11ac-VHT20 at Channel 5180MHz	Test Voltage	120V/60Hz

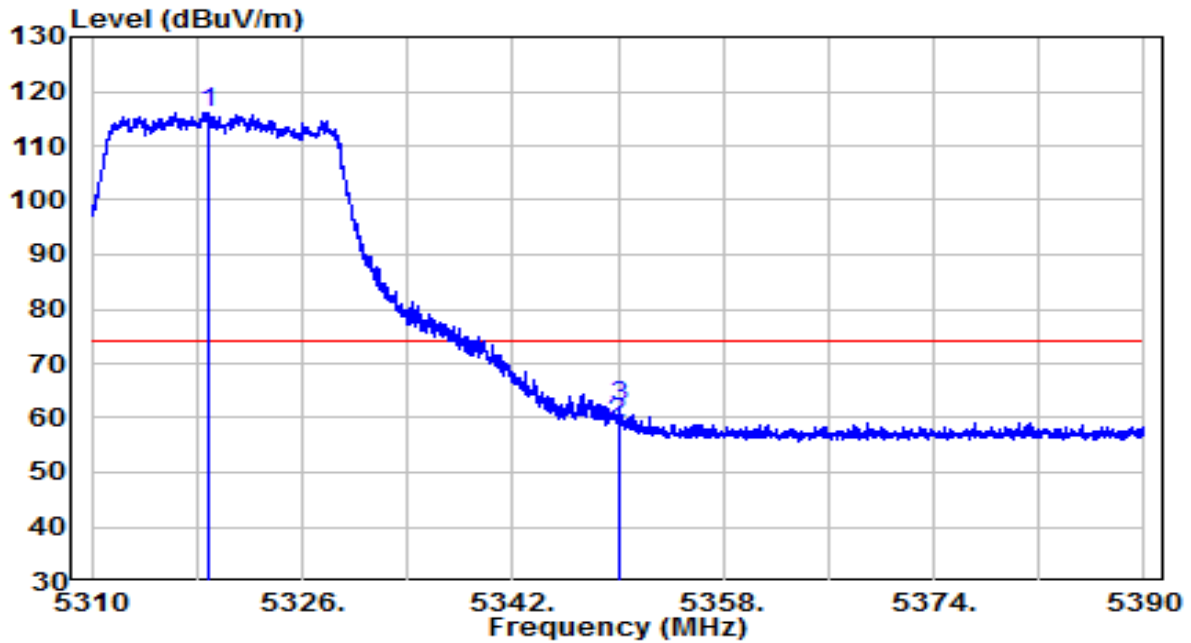


No	Frequency (MHz)	Reading (dB μ V)	C.F (dB/m)	Measurement (dB μ V/m)	Margin (dB)	Limit (dB μ V/m)	Remark (QP/PK/AV)
1	5147.620	31.39	20.19	51.58	-2.42	54.00	Average
2	5150.000	31.35	20.20	51.54	-2.46	54.00	Average
3	* 5178.580	87.98	20.24	108.22	N/A	N/A	Average

Note:

1. " *", means this data is the worst emission level.
2. C.F (Correction Factor) = Antenna Factor (dB/m) + Cable Loss (dB) – Preamplifier(dB).
3. Measurement(dB μ V/m) = Reading(dB μ V) + C.F (Correction Factor).

EUT	ACCESS POINT	Date of Test	2021-12-28
Factor	BBHA 9120D (1GHz~18GHz)_2021	Temp. / Humidity	26.9°C/46.9%
Polarity	Horizontal	Site / Test Engineer	AC1 / Jay Chu
Test Mode	Transmit by 802.11ac-VHT20 at Channel 5320MHz	Test Voltage	120V/60Hz

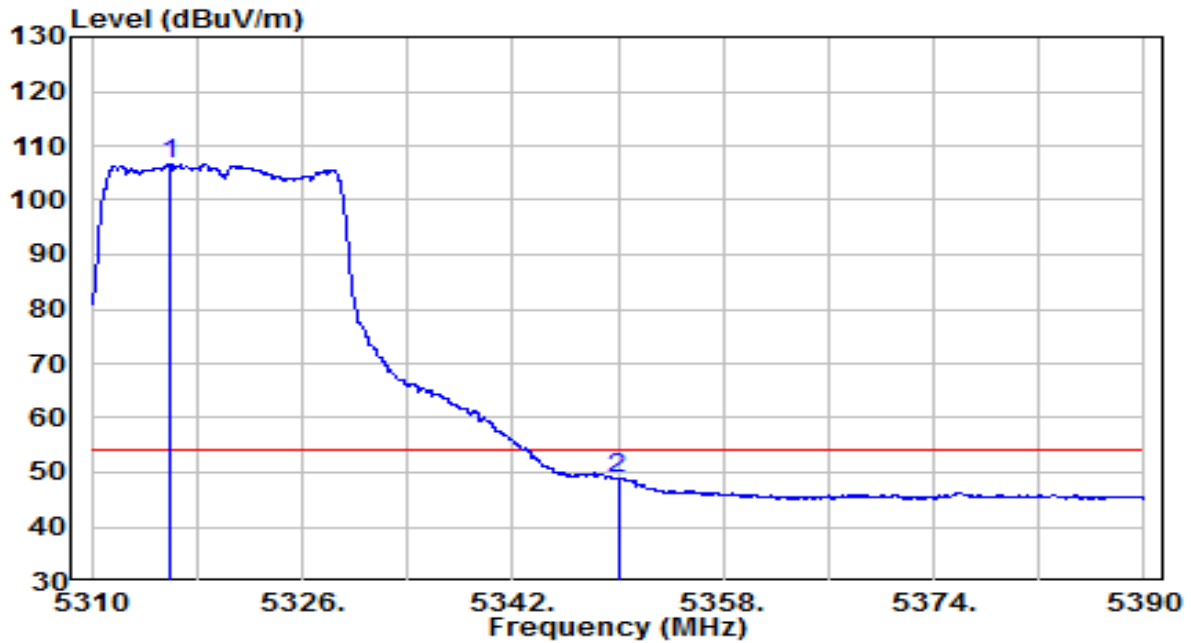


No	Frequency (MHz)	Reading (dB μ V)	C.F (dB/m)	Measurement (dB μ V/m)	Margin (dB)	Limit (dB μ V/m)	Remark (QP/PK/AV)
1	* 5318.920	95.63	20.47	116.11	N/A	N/A	Peak
2	5350.000	38.64	20.52	59.16	-14.84	74.00	Peak
3	5350.200	41.43	20.52	61.96	-12.04	74.00	Peak

Note:

1. " *", means this data is the worst emission level.
2. C.F (Correction Factor) = Antenna Factor (dB/m) + Cable Loss (dB) – Pre-amplifier(dB).
3. Measurement(dB μ V/m) = Reading(dB μ V) + C.F (Correction Factor).

EUT	ACCESS POINT	Date of Test	2021-12-28
Factor	BBHA 9120D (1GHz~18GHz)_2021	Temp. / Humidity	26.9°C/46.9%
Polarity	Horizontal	Site / Test Engineer	AC1 / Jay Chu
Test Mode	Transmit by 802.11ac-VHT20 at Channel 5320MHz	Test Voltage	120V/60Hz

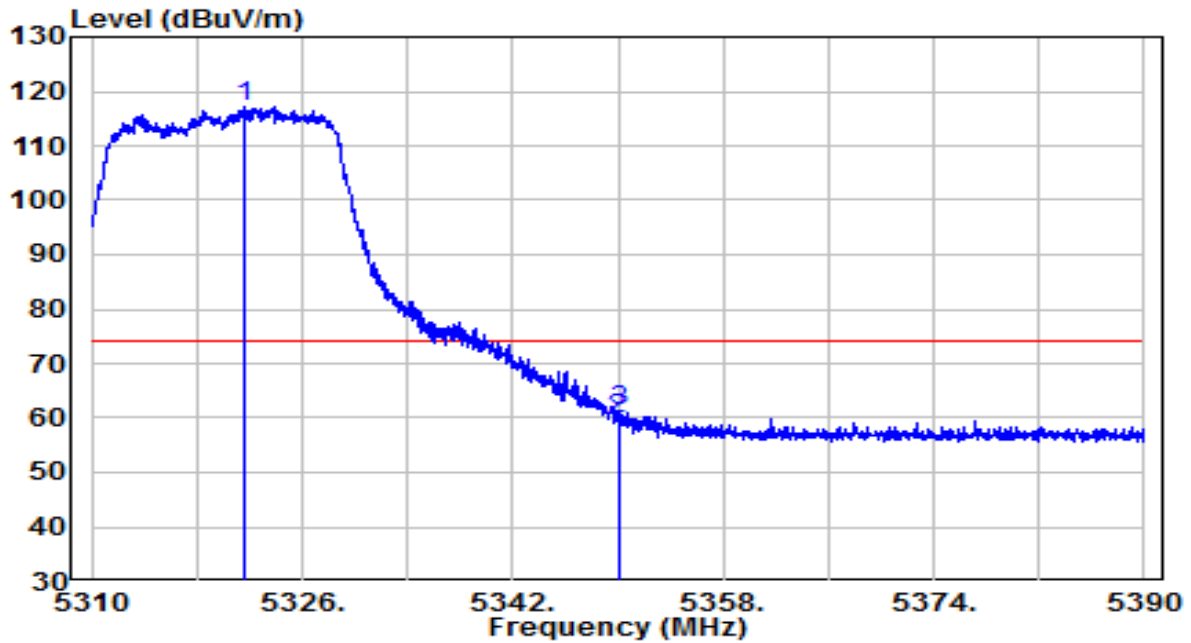


No	Frequency (MHz)	Reading (dB μ V)	C.F (dB/m)	Measurement (dB μ V/m)	Margin (dB)	Limit (dB μ V/m)	Remark (QP/PK/AV)
1	* 5315.880	86.10	20.47	106.57	N/A	N/A	Average
2	5350.000	28.38	20.52	48.91	-5.09	54.00	Average

Note:

1. " *", means this data is the worst emission level.
2. C.F (Correction Factor) = Antenna Factor (dB/m) + Cable Loss (dB) – Pre-amplifier(dB).
3. Measurement(dB μ V/m) = Reading(dB μ V) + C.F (Correction Factor).

EUT	ACCESS POINT	Date of Test	2021-12-28
Factor	BBHA 9120D (1GHz~18GHz)_2021	Temp. / Humidity	26.9°C/46.9%
Polarity	Vertical	Site / Test Engineer	AC1 / Jay Chu
Test Mode	Transmit by 802.11ac-VHT20 at Channel 5320MHz	Test Voltage	120V/60Hz

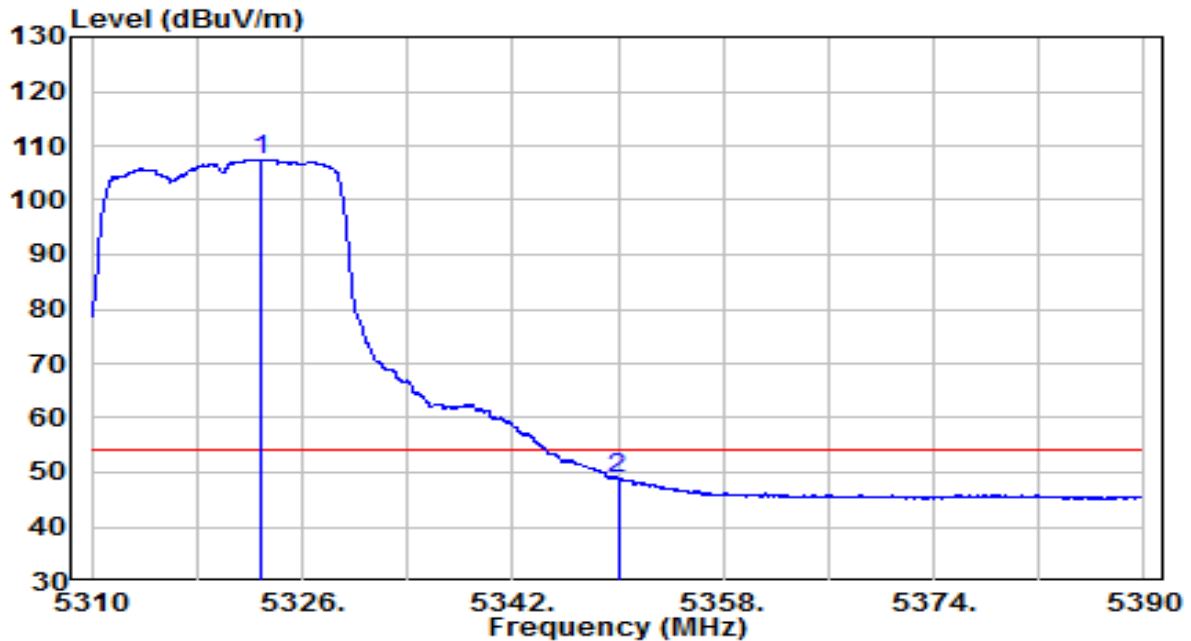


No	Frequency (MHz)	Reading (dBμV)	C.F (dB/m)	Measurement (dBμV/m)	Margin (dB)	Limit (dBμV/m)	Remark (QP/PK/AV)
1	* 5321.600	96.66	20.48	117.13	N/A	N/A	Peak
2	5350.000	39.34	20.52	59.86	-14.14	74.00	Peak
3	5350.080	40.67	20.52	61.19	-12.81	74.00	Peak

Note:

1. " *", means this data is the worst emission level.
2. C.F (Correction Factor) = Antenna Factor (dB/m) + Cable Loss (dB) – Preamplifier(dB).
3. Measurement(dBμV/m) = Reading(dBμV) + C.F (Correction Factor).

EUT	ACCESS POINT	Date of Test	2021-12-28
Factor	BBHA 9120D (1GHz~18GHz)_2021	Temp. / Humidity	26.9°C/46.9%
Polarity	Vertical	Site / Test Engineer	AC1 / Jay Chu
Test Mode	Transmit by 802.11ac-VHT20 at Channel 5320MHz	Test Voltage	120V/60Hz

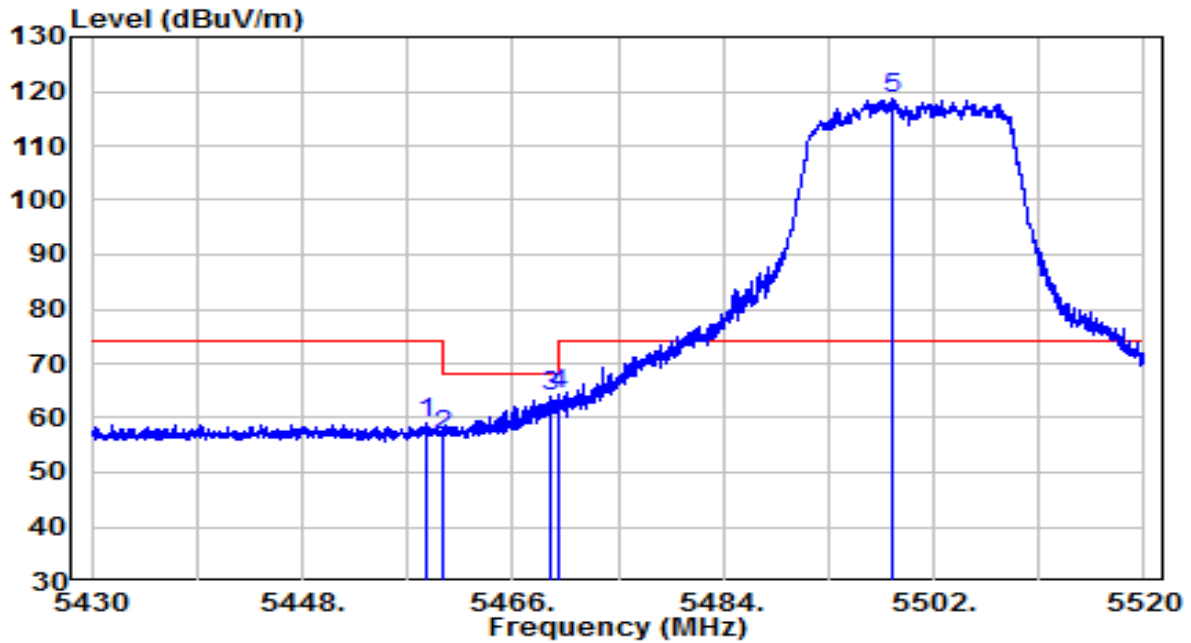


No	Frequency (MHz)	Reading (dBμV)	C.F (dB/m)	Measurement (dBμV/m)	Margin (dB)	Limit (dBμV/m)	Remark (QP/PK/AV)
1	* 5322.960	87.06	20.48	107.54	N/A	N/A	Average
2	5350.000	28.37	20.52	48.90	-5.10	54.00	Average

Note:

1. " *", means this data is the worst emission level.
2. C.F (Correction Factor) = Antenna Factor (dB/m) + Cable Loss (dB) – Pre-amplifier(dB).
3. Measurement(dBμV/m) = Reading(dBμV) + C.F (Correction Factor).

EUT	ACCESS POINT	Date of Test	2021-12-28
Factor	BBHA 9120D (1GHz~18GHz)_2021	Temp. / Humidity	26.9°C/46.9%
Polarity	Horizontal	Site / Test Engineer	AC1 / Jay Chu
Test Mode	Transmit by 802.11ac-VHT20 at Channel 5500MHz	Test Voltage	120V/60Hz

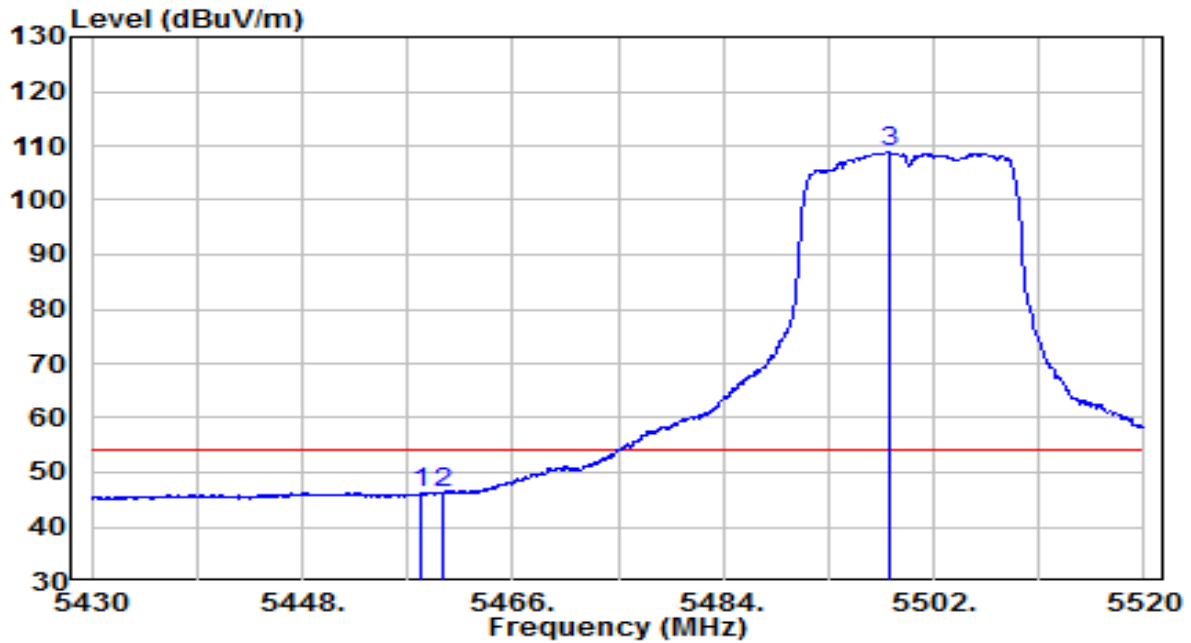


No	Frequency (MHz)	Reading (dB μ V)	C.F (dB/m)	Measurement (dB μ V/m)	Margin (dB)	Limit (dB μ V/m)	Remark (QP/PK/AV)
1	5458.530	38.31	20.70	59.01	-14.99	74.00	Peak
2	5460.000	35.96	20.70	56.67	-11.53	68.20	Peak
3	5469.150	43.10	20.72	63.82	-4.38	68.20	Peak
4	5470.000	43.48	20.72	64.20	-4.00	68.20	Peak
5	* 5498.445	97.97	20.77	118.74	N/A	N/A	Peak

Note:

1. " *", means this data is the worst emission level.
2. C.F (Correction Factor) = Antenna Factor (dB/m) + Cable Loss (dB) – Preamplifier(dB).
3. Measurement(dB μ V/m) = Reading(dB μ V) + C.F (Correction Factor).

EUT	ACCESS POINT	Date of Test	2021-12-28
Factor	BBHA 9120D (1GHz~18GHz)_2021	Temp. / Humidity	26.9°C/46.9%
Polarity	Horizontal	Site / Test Engineer	AC1 / Jay Chu
Test Mode	Transmit by 802.11ac-VHT20 at Channel 5500MHz	Test Voltage	120V/60Hz

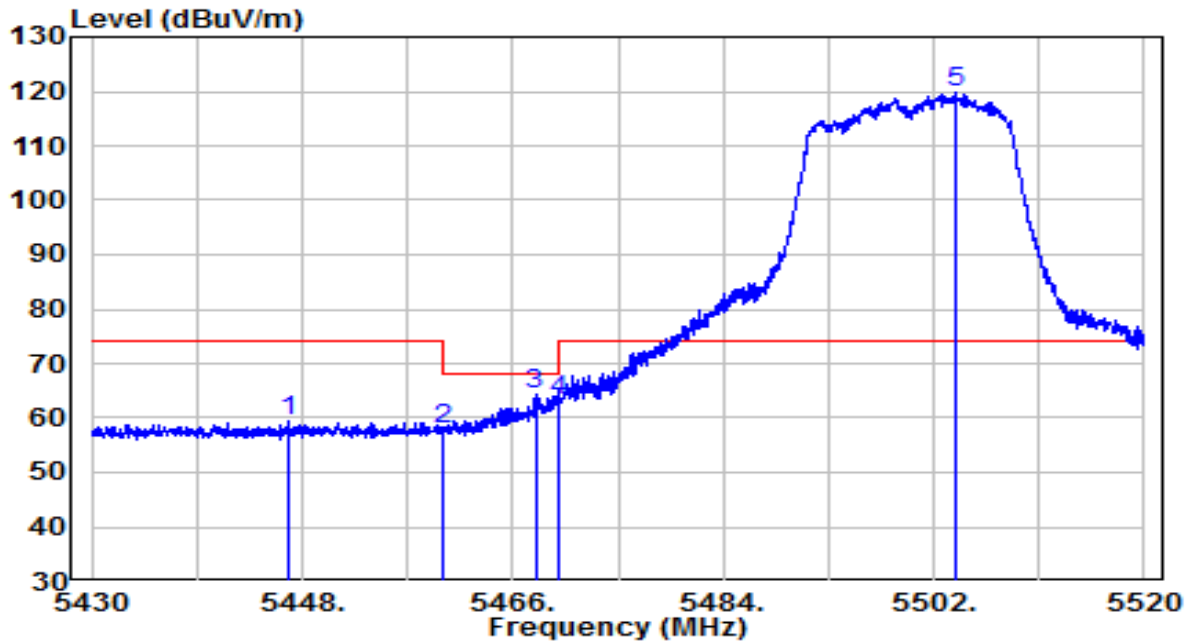


No	Frequency (MHz)	Reading (dB μ V)	C.F (dB/m)	Measurement (dB μ V/m)	Margin (dB)	Limit (dB μ V/m)	Remark (QP/PK/AV)
1	5458.035	25.63	20.70	46.33	-7.67	54.00	Average
2	5460.000	25.46	20.70	46.17	-7.83	54.00	Average
3	* 5498.220	88.18	20.77	108.95	N/A	N/A	Average

Note:

1. " *", means this data is the worst emission level.
2. C.F (Correction Factor) = Antenna Factor (dB/m) + Cable Loss (dB) – Pre-amplifier(dB).
3. Measurement(dB μ V/m) = Reading(dB μ V) + C.F (Correction Factor).

EUT	ACCESS POINT	Date of Test	2021-12-28
Factor	BBHA 9120D (1GHz~18GHz)_2021	Temp. / Humidity	26.9°C/46.9%
Polarity	Vertical	Site / Test Engineer	AC1 / Jay Chu
Test Mode	Transmit by 802.11ac-VHT20 at Channel 5500MHz	Test Voltage	120V/60Hz

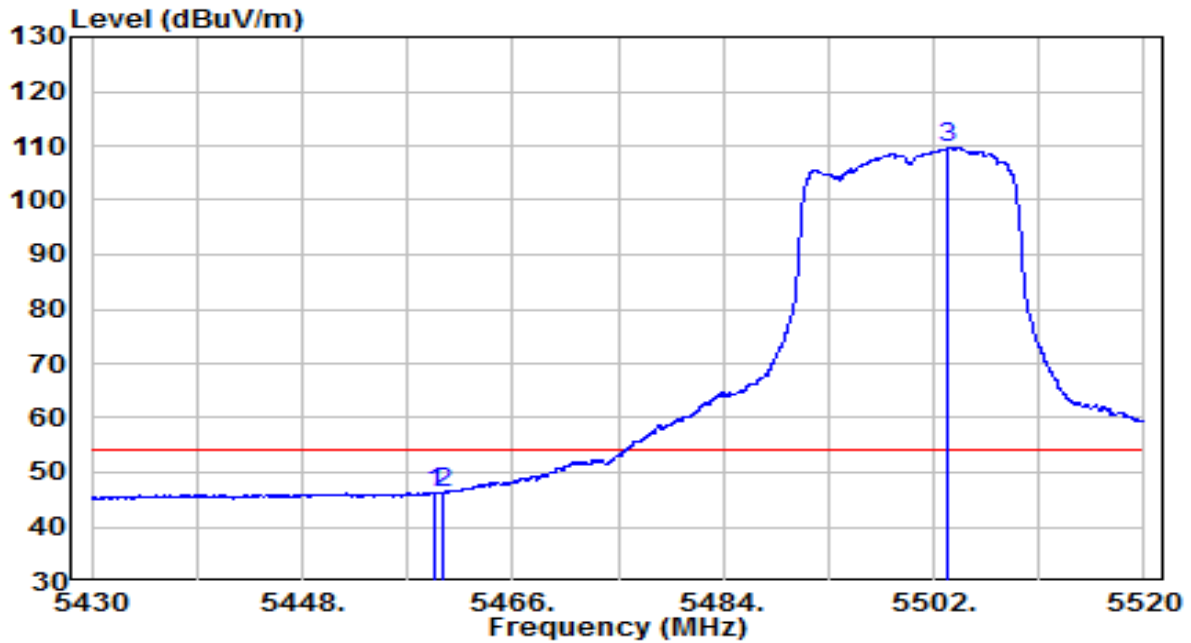


No	Frequency (MHz)	Reading (dB μ V)	C.F (dB/m)	Measurement (dB μ V/m)	Margin (dB)	Limit (dB μ V/m)	Remark (QP/PK/AV)
1	5446.740	38.65	20.68	59.33	-14.67	74.00	Peak
2	5460.000	37.31	20.70	58.01	-10.19	68.20	Peak
3	5467.935	43.70	20.72	64.42	-3.78	68.20	Peak
4	5470.000	42.54	20.72	63.26	-4.94	68.20	Peak
5	* 5503.845	98.85	20.78	119.64	N/A	N/A	Peak

Note:

1. " *", means this data is the worst emission level.
2. C.F (Correction Factor) = Antenna Factor (dB/m) + Cable Loss (dB) – Preamplifier(dB).
3. Measurement(dB μ V/m) = Reading(dB μ V) + C.F (Correction Factor).

EUT	ACCESS POINT	Date of Test	2021-12-28
Factor	BBHA 9120D (1GHz~18GHz)_2021	Temp. / Humidity	26.9°C/46.9%
Polarity	Vertical	Site / Test Engineer	AC1 / Jay Chu
Test Mode	Transmit by 802.11ac-VHT20 at Channel 5500MHz	Test Voltage	120V/60Hz

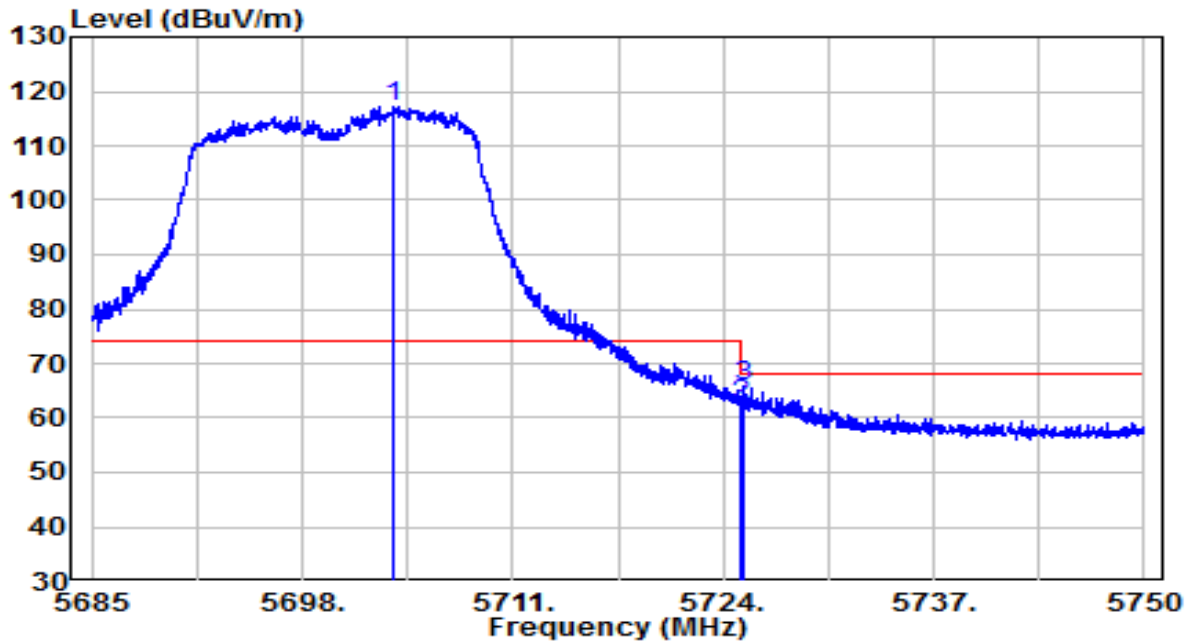


No	Frequency (MHz)	Reading (dB μ V)	C.F (dB/m)	Measurement (dB μ V/m)	Margin (dB)	Limit (dB μ V/m)	Remark (QP/PK/AV)
1	5459.385	25.70	20.70	46.40	-7.60	54.00	Average
2	5460.000	25.54	20.70	46.24	-7.76	54.00	Average
3	* 5503.260	88.92	20.78	109.70	N/A	N/A	Average

Note:

1. " *", means this data is the worst emission level.
2. C.F (Correction Factor) = Antenna Factor (dB/m) + Cable Loss (dB) – Pre-amplifier(dB).
3. Measurement(dB μ V/m) = Reading(dB μ V) + C.F (Correction Factor).

EUT	ACCESS POINT	Date of Test	2021-12-28
Factor	BBHA 9120D (1GHz~18GHz)_2021	Temp. / Humidity	26.9°C/46.9%
Polarity	Horizontal	Site / Test Engineer	AC1 / Jay Chu
Test Mode	Transmit by 802.11ac-VHT20 at Channel 5700MHz	Test Voltage	120V/60Hz

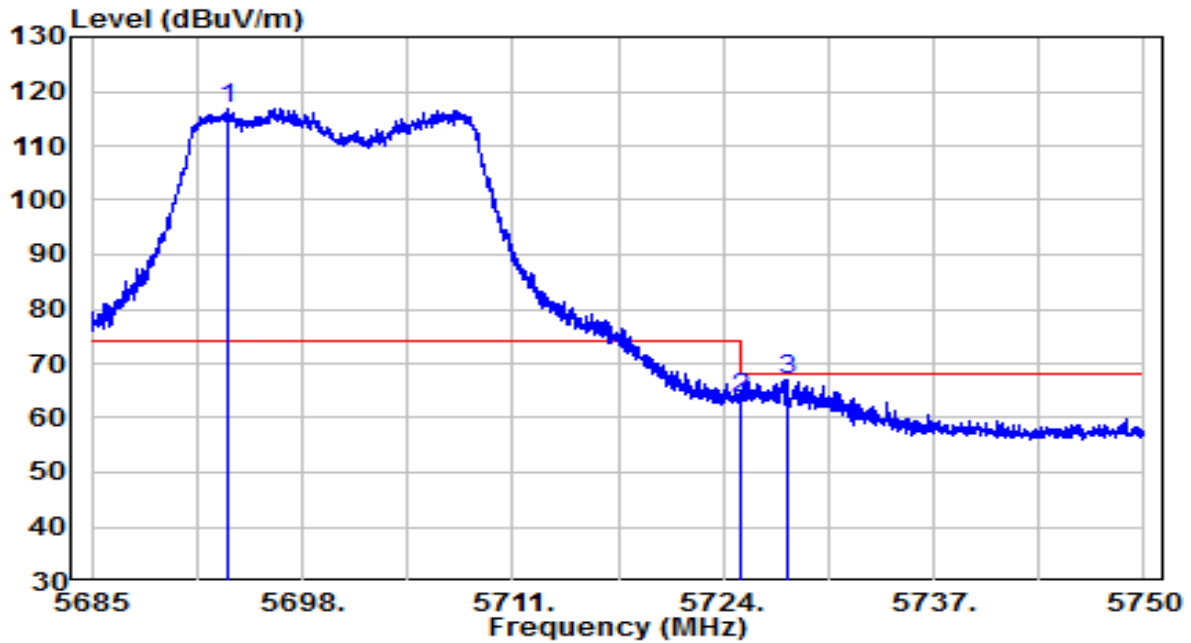


No	Frequency (MHz)	Reading (dB μ V)	C.F (dB/m)	Measurement (dB μ V/m)	Margin (dB)	Limit (dB μ V/m)	Remark (QP/PK/AV)
1	* 5703.590	95.66	21.51	117.17	N/A	N/A	Peak
2	5725.000	40.85	21.59	62.44	-5.76	68.20	Peak
3	5725.203	44.15	21.59	65.74	-2.46	68.20	Peak

Note:

1. " *", means this data is the worst emission level.
2. C.F (Correction Factor) = Antenna Factor (dB/m) + Cable Loss (dB) – Pre-amplifier(dB).
3. Measurement(dB μ V/m) = Reading(dB μ V) + C.F (Correction Factor).

EUT	ACCESS POINT	Date of Test	2021-12-28
Factor	BBHA 9120D (1GHz~18GHz)_2021	Temp. / Humidity	26.9°C/46.9%
Polarity	Vertical	Site / Test Engineer	AC1 / Jay Chu
Test Mode	Transmit by 802.11ac-VHT20 at Channel 5700MHz	Test Voltage	120V/60Hz

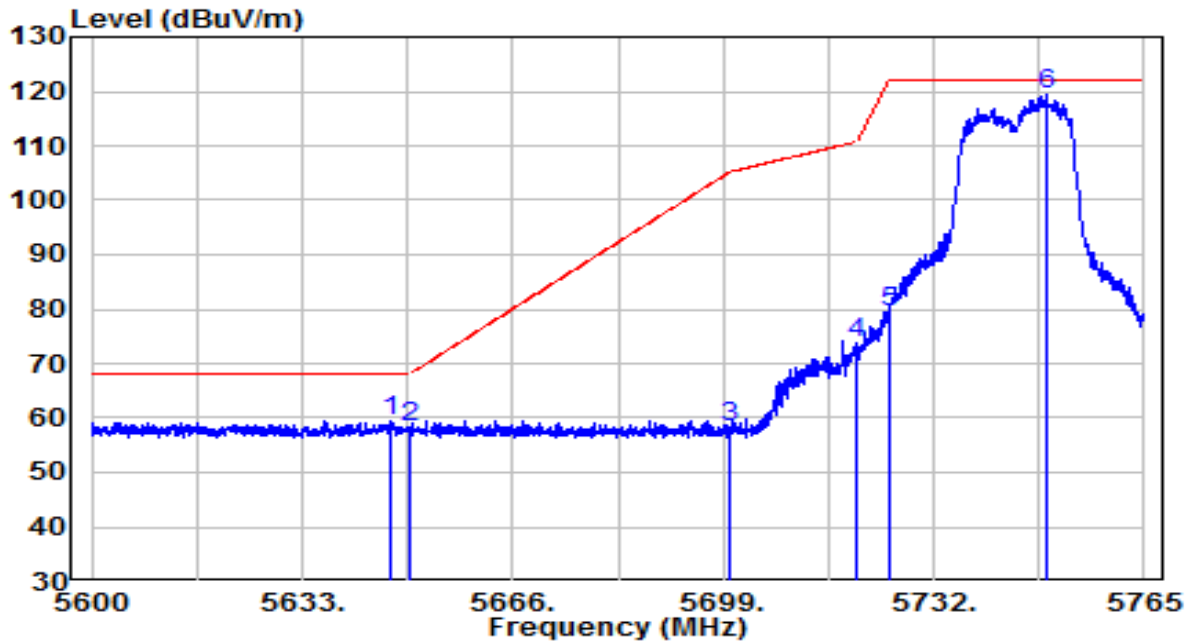


No	Frequency (MHz)	Reading (dBμV)	C.F (dB/m)	Measurement (dBμV/m)	Margin (dB)	Limit (dBμV/m)	Remark (QP/PK/AV)
1	* 5693.450	95.40	21.47	116.88	N/A	N/A	Peak
2	5725.000	41.99	21.59	63.58	-4.62	68.20	Peak
3	5727.933	45.36	21.60	66.96	-1.24	68.20	Peak

Note:

1. " *", means this data is the worst emission level.
2. C.F (Correction Factor) = Antenna Factor (dB/m) + Cable Loss (dB) – Pre-amplifier(dB).
3. Measurement(dBμV/m) = Reading(dBμV) + C.F (Correction Factor).

EUT	ACCESS POINT	Date of Test	2021-12-28
Factor	BBHA 9120D (1GHz~18GHz)_2021	Temp. / Humidity	26.9°C/46.9%
Polarity	Horizontal	Site / Test Engineer	AC1 / Jay Chu
Test Mode	Transmit by 802.11ac-VHT20 at Channel 5745MHz	Test Voltage	120V/60Hz

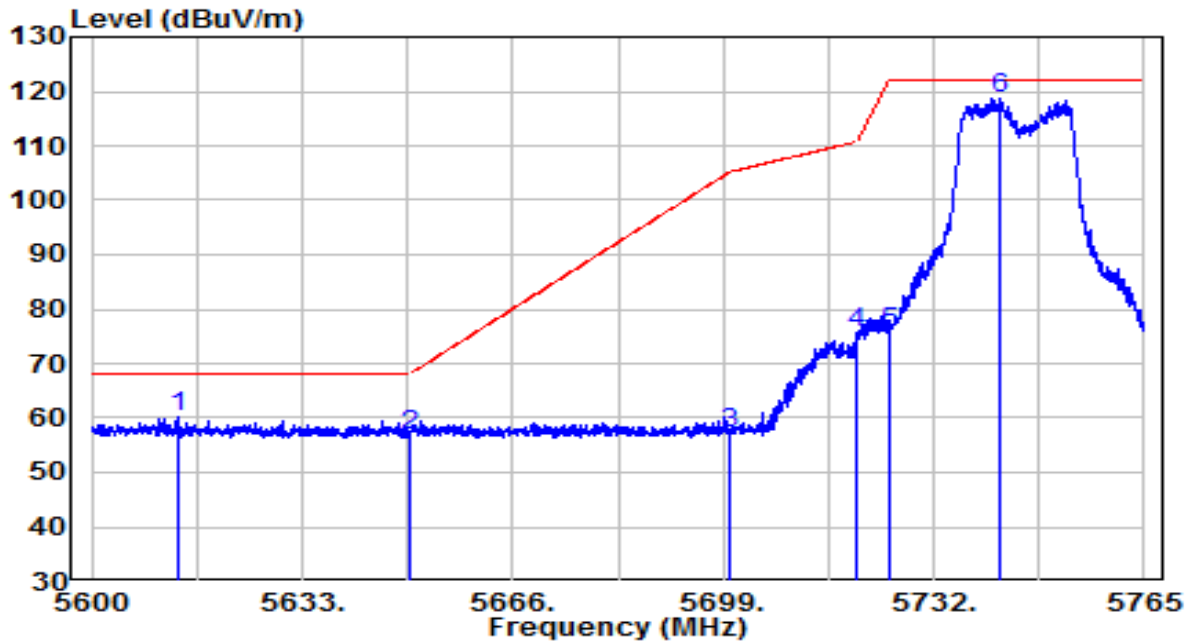


No	Frequency (MHz)	Reading (dB μ V)	C.F (dB/m)	Measurement (dB μ V/m)	Margin (dB)	Limit (dB μ V/m)	Remark (QP/PK/AV)
1	5646.860	38.10	21.30	59.40	-8.80	68.20	Peak
2	5650.000	37.03	21.32	58.35	-9.85	68.20	Peak
3	5700.000	36.72	21.50	58.21	-46.99	105.20	Peak
4	5720.000	52.18	21.57	73.75	-37.05	110.80	Peak
5	5725.000	57.67	21.59	79.26	-42.94	122.20	Peak
6	* 5749.820	97.71	21.68	119.39	N/A	N/A	Peak

Note:

1. " *", means this data is the worst emission level.
2. C.F (Correction Factor) = Antenna Factor (dB/m) + Cable Loss (dB) – Preamplifier(dB).
3. Measurement(dB μ V/m) = Reading(dB μ V) + C.F (Correction Factor).

EUT	ACCESS POINT	Date of Test	2021-12-28
Factor	BBHA 9120D (1GHz~18GHz)_2021	Temp. / Humidity	26.9°C/46.9%
Polarity	Vertical	Site / Test Engineer	AC1 / Jay Chu
Test Mode	Transmit by 802.11ac-VHT20 at Channel 5745MHz	Test Voltage	120V/60Hz

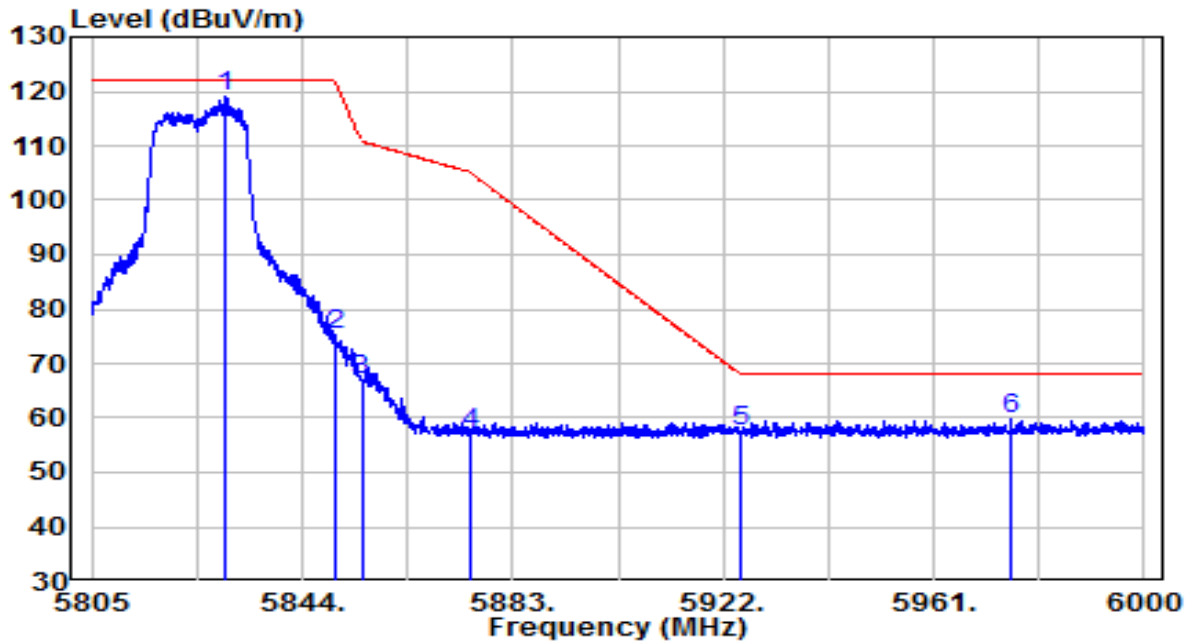


No	Frequency (MHz)	Reading (dBμV)	C.F (dB/m)	Measurement (dBμV/m)	Margin (dB)	Limit (dBμV/m)	Remark (QP/PK/AV)
1	5613.530	39.07	21.18	60.25	-7.95	68.20	Peak
2	5650.000	35.61	21.32	56.93	-11.27	68.20	Peak
3	5700.000	35.65	21.50	57.15	-48.05	105.20	Peak
4	5720.000	53.95	21.57	75.52	-35.28	110.80	Peak
5	5725.000	54.25	21.59	75.83	-46.37	122.20	Peak
6	* 5742.560	97.10	21.65	118.76	N/A	N/A	Peak

Note:

1. " *", means this data is the worst emission level.
2. C.F (Correction Factor) = Antenna Factor (dB/m) + Cable Loss (dB) – Preamplifier(dB).
3. Measurement(dBμV/m) = Reading(dBμV) + C.F (Correction Factor).

EUT	ACCESS POINT	Date of Test	2021-12-28
Factor	BBHA 9120D (1GHz~18GHz)_2021	Temp. / Humidity	26.9°C/46.9%
Polarity	Horizontal	Site / Test Engineer	AC1 / Jay Chu
Test Mode	Transmit by 802.11ac-VHT20 at Channel 5825MHz	Test Voltage	120V/60Hz

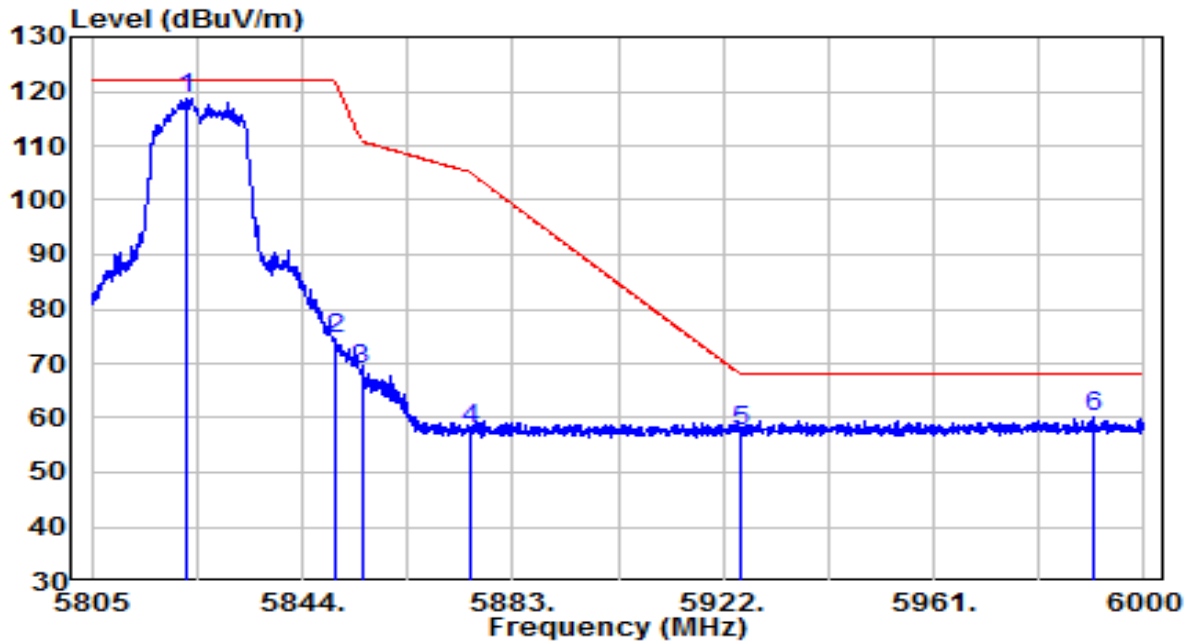


No	Frequency (MHz)	Reading (dBμV)	C.F (dB/m)	Measurement (dBμV/m)	Margin (dB)	Limit (dBμV/m)	Remark (QP/PK/AV)
1	* 5829.960	97.15	21.97	119.12	N/A	N/A	Peak
2	5850.000	53.39	22.04	75.43	-46.77	122.20	Peak
3	5855.000	45.00	22.06	67.07	-43.73	110.80	Peak
4	5875.000	35.20	22.14	57.33	-47.87	105.20	Peak
5	5925.000	35.24	22.32	57.55	-10.65	68.20	Peak
6	5975.138	37.16	22.50	59.66	-8.54	68.20	Peak

Note:

1. " *", means this data is the worst emission level.
2. C.F (Correction Factor) = Antenna Factor (dB/m) + Cable Loss (dB) – Preamplifier(dB).
3. Measurement(dBμV/m) = Reading(dBμV) + C.F (Correction Factor).

EUT	ACCESS POINT	Date of Test	2021-12-28
Factor	BBHA 9120D (1GHz~18GHz)_2021	Temp. / Humidity	26.9°C/46.9%
Polarity	Vertical	Site / Test Engineer	AC1 / Jay Chu
Test Mode	Transmit by 802.11ac-VHT20 at Channel 5825MHz	Test Voltage	120V/60Hz

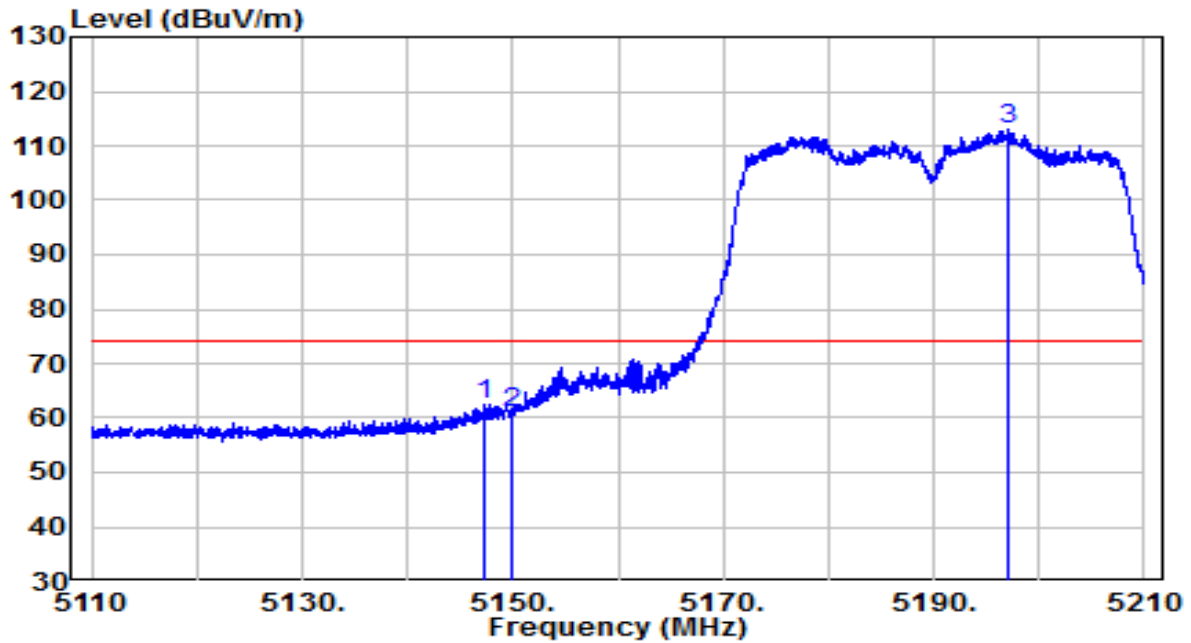


No	Frequency (MHz)	Reading (dB μ V)	C.F (dB/m)	Measurement (dB μ V/m)	Margin (dB)	Limit (dB μ V/m)	Remark (QP/PK/AV)
1	* 5822.647	96.75	21.94	118.70	N/A	N/A	Peak
2	5850.000	52.53	22.04	74.58	-47.62	122.20	Peak
3	5855.000	46.63	22.06	68.69	-42.11	110.80	Peak
4	5875.000	35.64	22.14	57.78	-47.42	105.20	Peak
5	5925.000	35.41	22.32	57.73	-10.47	68.20	Peak
6	5990.835	37.56	22.56	60.12	-8.08	68.20	Peak

Note:

1. " *", means this data is the worst emission level.
2. C.F (Correction Factor) = Antenna Factor (dB/m) + Cable Loss (dB) – Preamplifier(dB).
3. Measurement(dB μ V/m) = Reading(dB μ V) + C.F (Correction Factor).

EUT	ACCESS POINT	Date of Test	2021-12-28
Factor	BBHA 9120D (1GHz~18GHz)_2021	Temp. / Humidity	26.9°C/46.9%
Polarity	Horizontal	Site / Test Engineer	AC1 / Jay Chu
Test Mode	Transmit by 802.11ac-VHT40 at Channel 5190MHz	Test Voltage	120V/60Hz

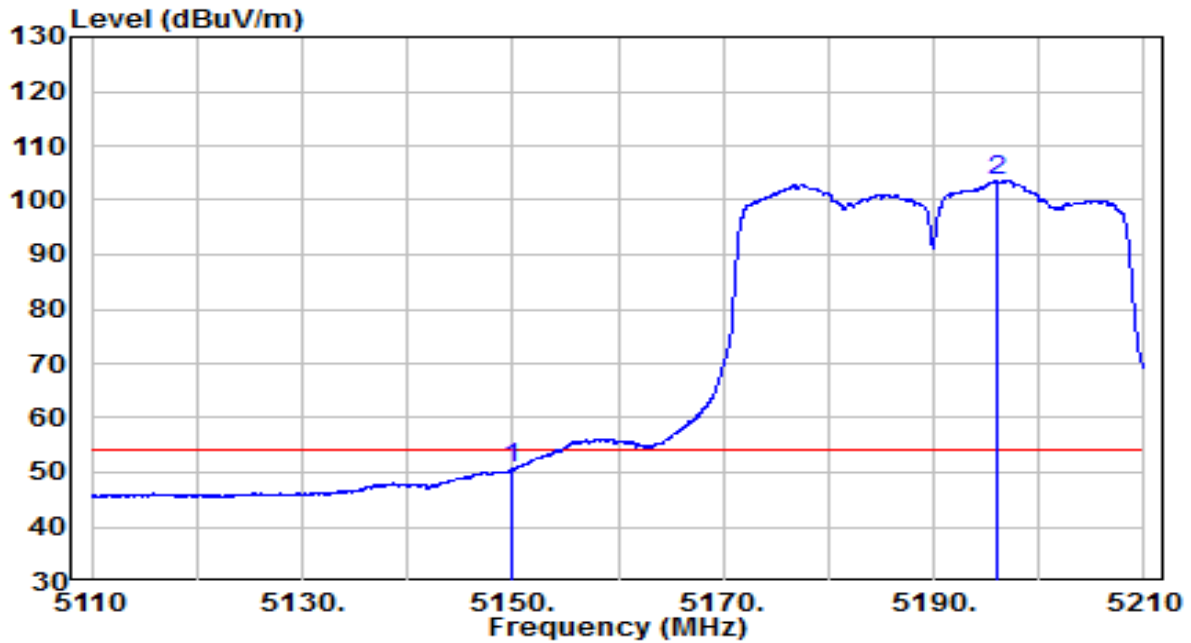


No	Frequency (MHz)	Reading (dB μ V)	C.F (dB/m)	Measurement (dB μ V/m)	Margin (dB)	Limit (dB μ V/m)	Remark (QP/PK/AV)
1	5147.350	42.18	20.19	62.38	-11.62	74.00	Peak
2	5150.000	40.79	20.20	60.99	-13.01	74.00	Peak
3	* 5197.050	92.68	20.27	112.95	N/A	N/A	Peak

Note:

1. " *", means this data is the worst emission level.
2. C.F (Correction Factor) = Antenna Factor (dB/m) + Cable Loss (dB) – Pre-amplifier(dB).
3. Measurement(dB μ V/m) = Reading(dB μ V) + C.F (Correction Factor).

EUT	ACCESS POINT	Date of Test	2021-12-28
Factor	BBHA 9120D (1GHz~18GHz)_2021	Temp. / Humidity	26.9°C/46.9%
Polarity	Horizontal	Site / Test Engineer	AC1 / Jay Chu
Test Mode	Transmit by 802.11ac-VHT40 at Channel 5190MHz	Test Voltage	120V/60Hz

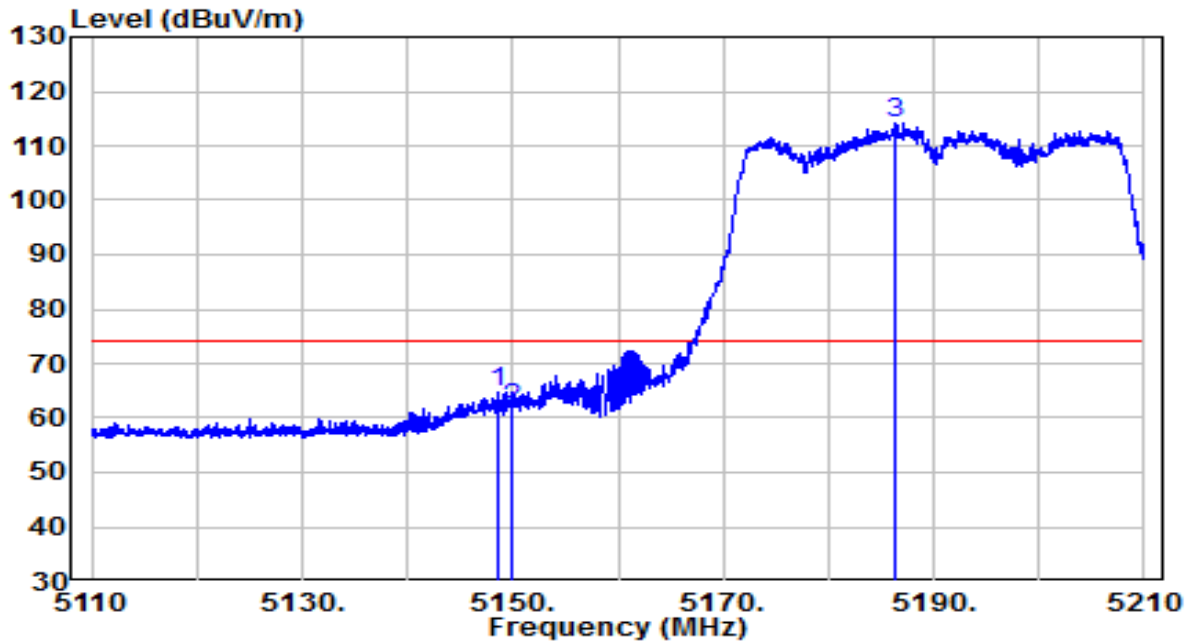


No	Frequency (MHz)	Reading (dB μ V)	C.F (dB/m)	Measurement (dB μ V/m)	Margin (dB)	Limit (dB μ V/m)	Remark (QP/PK/AV)
1	5150.000	30.39	20.20	50.59	-3.41	54.00	Average
2	* 5196.100	83.41	20.27	103.68	N/A	N/A	Average

Note:

- "*", means this data is the worst emission level.
- C.F (Correction Factor) = Antenna Factor (dB/m) + Cable Loss (dB) – Pre-amplifier(dB).
- Measurement(dB μ V/m) = Reading(dB μ V) + C.F (Correction Factor).

EUT	ACCESS POINT	Date of Test	2021-12-28
Factor	BBHA 9120D (1GHz~18GHz)_2021	Temp. / Humidity	26.9°C/46.9%
Polarity	Vertical	Site / Test Engineer	AC1 / Jay Chu
Test Mode	Transmit by 802.11ac-VHT40 at Channel 5190MHz	Test Voltage	120V/60Hz

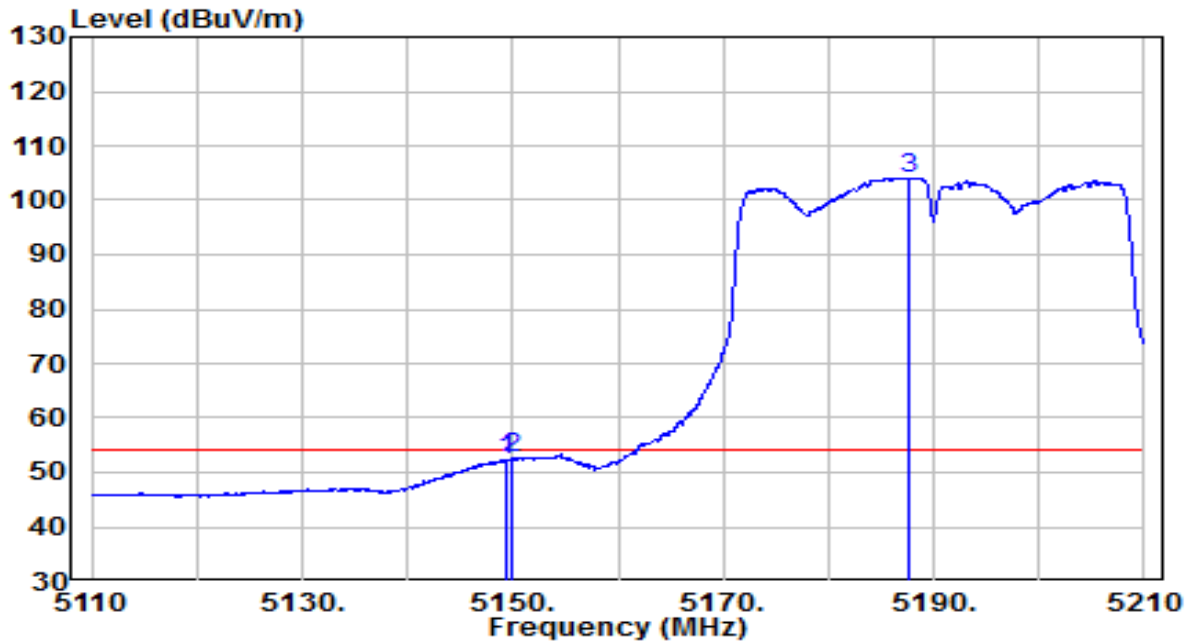


No	Frequency (MHz)	Reading (dB μ V)	C.F (dB/m)	Measurement (dB μ V/m)	Margin (dB)	Limit (dB μ V/m)	Remark (QP/PK/AV)
1	5148.500	44.42	20.19	64.61	-9.39	74.00	Peak
2	5150.000	41.66	20.20	61.86	-12.14	74.00	Peak
3	* 5186.400	93.96	20.26	114.22	N/A	N/A	Peak

Note:

1. " *", means this data is the worst emission level.
2. C.F (Correction Factor) = Antenna Factor (dB/m) + Cable Loss (dB) – Preamplifier(dB).
3. Measurement(dB μ V/m) = Reading(dB μ V) + C.F (Correction Factor).

EUT	ACCESS POINT	Date of Test	2021-12-28
Factor	BBHA 9120D (1GHz~18GHz)_2021	Temp. / Humidity	26.9°C/46.9%
Polarity	Vertical	Site / Test Engineer	AC1 / Jay Chu
Test Mode	Transmit by 802.11ac-VHT40 at Channel 5190MHz	Test Voltage	120V/60Hz

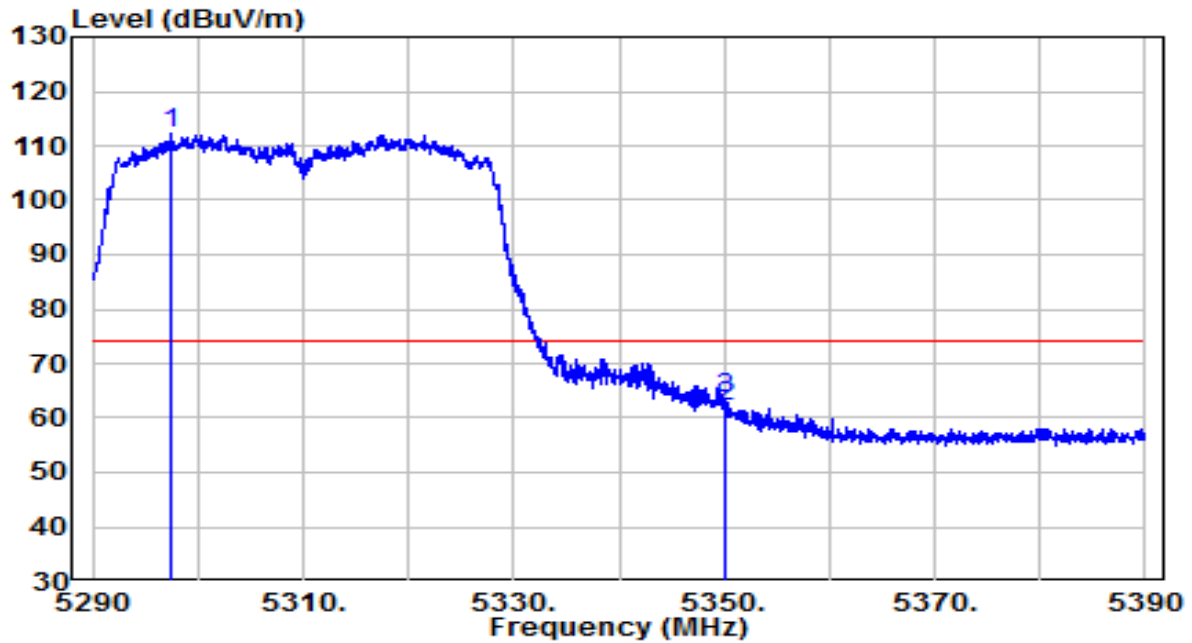


No	Frequency (MHz)	Reading (dB μ V)	C.F (dB/m)	Measurement (dB μ V/m)	Margin (dB)	Limit (dB μ V/m)	Remark (QP/PK/AV)
1	5149.400	32.13	20.20	52.33	-1.67	54.00	Average
2	5150.000	32.27	20.20	52.46	-1.54	54.00	Average
3	* 5187.600	83.84	20.26	104.10	N/A	N/A	Average

Note:

1. " *", means this data is the worst emission level.
2. C.F (Correction Factor) = Antenna Factor (dB/m) + Cable Loss (dB) – Preamplifier(dB).
3. Measurement(dB μ V/m) = Reading(dB μ V) + C.F (Correction Factor).

EUT	ACCESS POINT	Date of Test	2021-12-28
Factor	BBHA 9120D (1GHz~18GHz)_2021	Temp. / Humidity	26.9°C/46.9%
Polarity	Horizontal	Site / Test Engineer	AC1 / Jay Chu
Test Mode	Transmit by 802.11ac-VHT40 at Channel 5310MHz	Test Voltage	120V/60Hz

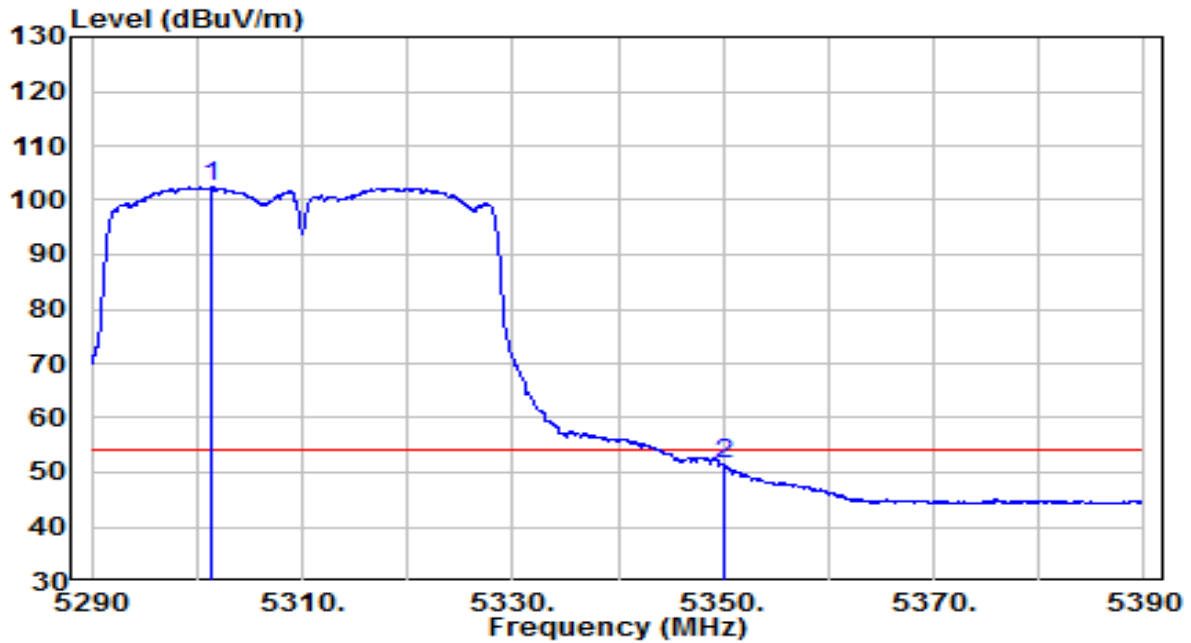


No	Frequency (MHz)	Reading (dB μ V)	C.F (dB/m)	Measurement (dB μ V/m)	Margin (dB)	Limit (dB μ V/m)	Remark (QP/PK/AV)
1	* 5297.550	91.74	20.44	112.18	N/A	N/A	Peak
2	5350.000	41.39	20.52	61.92	-12.08	74.00	Peak
3	5350.200	43.22	20.52	63.74	-10.26	74.00	Peak

Note:

1. " *", means this data is the worst emission level.
2. C.F (Correction Factor) = Antenna Factor (dB/m) + Cable Loss (dB) – Pre-amplifier(dB).
3. Measurement(dB μ V/m) = Reading(dB μ V) + C.F (Correction Factor).

EUT	ACCESS POINT	Date of Test	2021-12-28
Factor	BBHA 9120D (1GHz~18GHz)_2021	Temp. / Humidity	26.9°C/46.9%
Polarity	Horizontal	Site / Test Engineer	AC1 / Jay Chu
Test Mode	Transmit by 802.11ac-VHT40 at Channel 5310MHz	Test Voltage	120V/60Hz

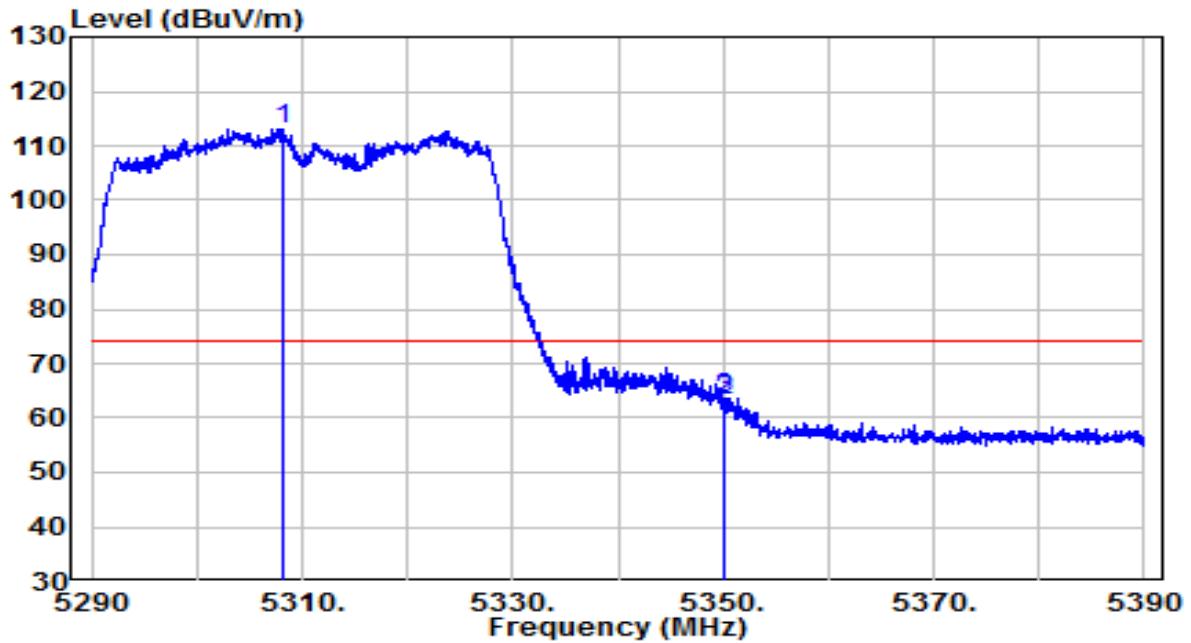


No	Frequency (MHz)	Reading (dB μ V)	C.F (dB/m)	Measurement (dB μ V/m)	Margin (dB)	Limit (dB μ V/m)	Remark (QP/PK/AV)
1	* 5301.400	81.85	20.44	102.30	N/A	N/A	Average
2	5350.000	30.93	20.52	51.45	-2.55	54.00	Average

Note:

1. " *", means this data is the worst emission level.
2. C.F (Correction Factor) = Antenna Factor (dB/m) + Cable Loss (dB) – Pre-amplifier(dB).
3. Measurement(dB μ V/m) = Reading(dB μ V) + C.F (Correction Factor).

EUT	ACCESS POINT	Date of Test	2021-12-28
Factor	BBHA 9120D (1GHz~18GHz)_2021	Temp. / Humidity	26.9°C/46.9%
Polarity	Vertical	Site / Test Engineer	AC1 / Jay Chu
Test Mode	Transmit by 802.11ac-VHT40 at Channel 5310MHz	Test Voltage	120V/60Hz

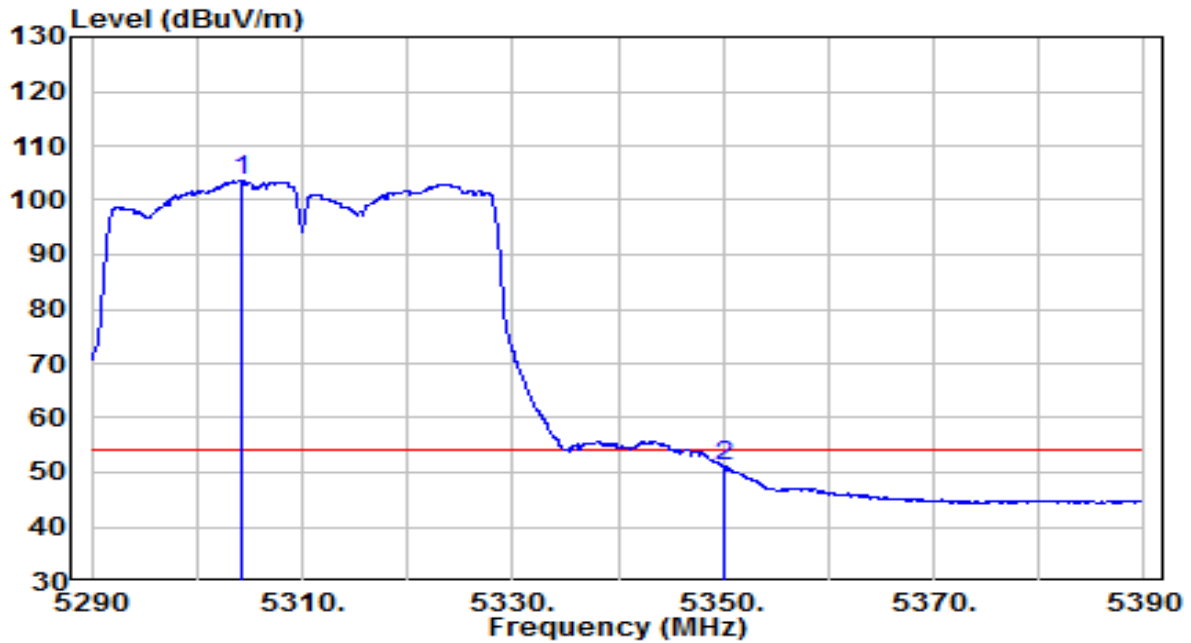


No	Frequency (MHz)	Reading (dB μ V)	C.F (dB/m)	Measurement (dB μ V/m)	Margin (dB)	Limit (dB μ V/m)	Remark (QP/PK/AV)
1	* 5308.200	92.74	20.46	113.20	N/A	N/A	Peak
2	5350.000	42.73	20.52	63.26	-10.74	74.00	Peak
3	5350.200	43.16	20.52	63.68	-10.32	74.00	Peak

Note:

1. " *", means this data is the worst emission level.
2. C.F (Correction Factor) = Antenna Factor (dB/m) + Cable Loss (dB) – Pre-amplifier(dB).
3. Measurement(dB μ V/m) = Reading(dB μ V) + C.F (Correction Factor).

EUT	ACCESS POINT	Date of Test	2021-12-28
Factor	BBHA 9120D (1GHz~18GHz)_2021	Temp. / Humidity	26.9°C/46.9%
Polarity	Vertical	Site / Test Engineer	AC1 / Jay Chu
Test Mode	Transmit by 802.11ac-VHT40 at Channel 5310MHz	Test Voltage	120V/60Hz

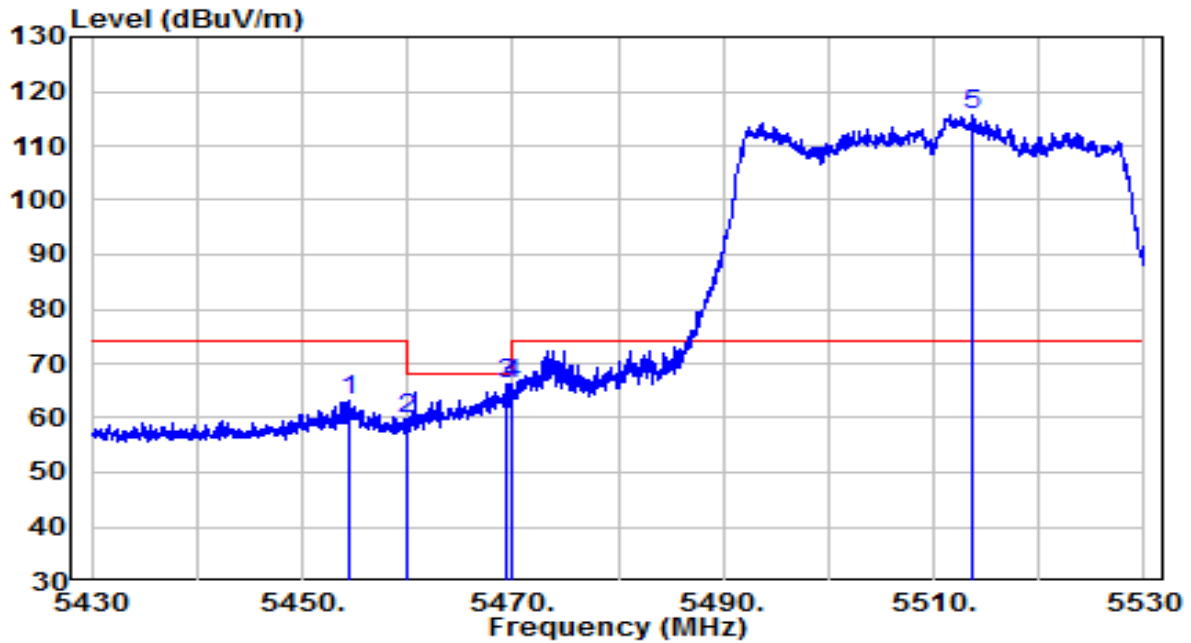


No	Frequency (MHz)	Reading (dB μ V)	C.F (dB/m)	Measurement (dB μ V/m)	Margin (dB)	Limit (dB μ V/m)	Remark (QP/PK/AV)
1	* 5304.200	83.04	20.45	103.49	N/A	N/A	Peak
2	5350.000	30.43	20.52	50.95	-3.05	54.00	Peak

Note:

1. " *", means this data is the worst emission level.
2. C.F (Correction Factor) = Antenna Factor (dB/m) + Cable Loss (dB) – Pre-amplifier(dB).
3. Measurement(dB μ V/m) = Reading(dB μ V) + C.F (Correction Factor).

EUT	ACCESS POINT	Date of Test	2021-12-28
Factor	BBHA 9120D (1GHz~18GHz)_2021	Temp. / Humidity	26.9°C/46.9%
Polarity	Horizontal	Site / Test Engineer	AC1 / Jay Chu
Test Mode	Transmit by 802.11ac-VHT40 at Channel 5510MHz	Test Voltage	120V/60Hz

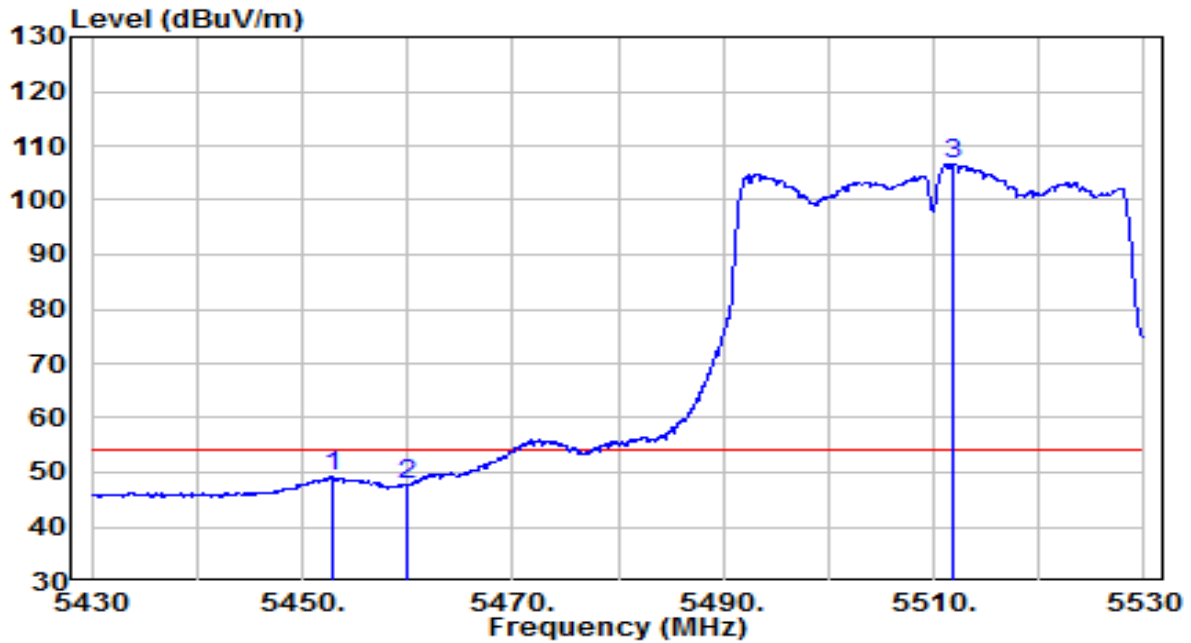


No	Frequency (MHz)	Reading (dB μ V)	C.F (dB/m)	Measurement (dB μ V/m)	Margin (dB)	Limit (dB μ V/m)	Remark (QP/PK/AV)
1	5454.500	42.39	20.70	63.09	-10.91	74.00	Peak
2	5460.000	39.05	20.70	59.76	-8.44	68.20	Peak
3	5469.400	45.64	20.72	66.36	-1.84	68.20	Peak
4	5470.000	45.52	20.72	66.24	-1.96	68.20	Peak
5	* 5513.650	94.75	20.82	115.57	N/A	N/A	Peak

Note:

1. " *", means this data is the worst emission level.
2. C.F (Correction Factor) = Antenna Factor (dB/m) + Cable Loss (dB) – Preamplifier(dB).
3. Measurement(dB μ V/m) = Reading(dB μ V) + C.F (Correction Factor).

EUT	ACCESS POINT	Date of Test	2021-12-28
Factor	BBHA 9120D (1GHz~18GHz)_2021	Temp. / Humidity	26.9°C/46.9%
Polarity	Horizontal	Site / Test Engineer	AC1 / Jay Chu
Test Mode	Transmit by 802.11ac-VHT40 at Channel 5510MHz	Test Voltage	120V/60Hz

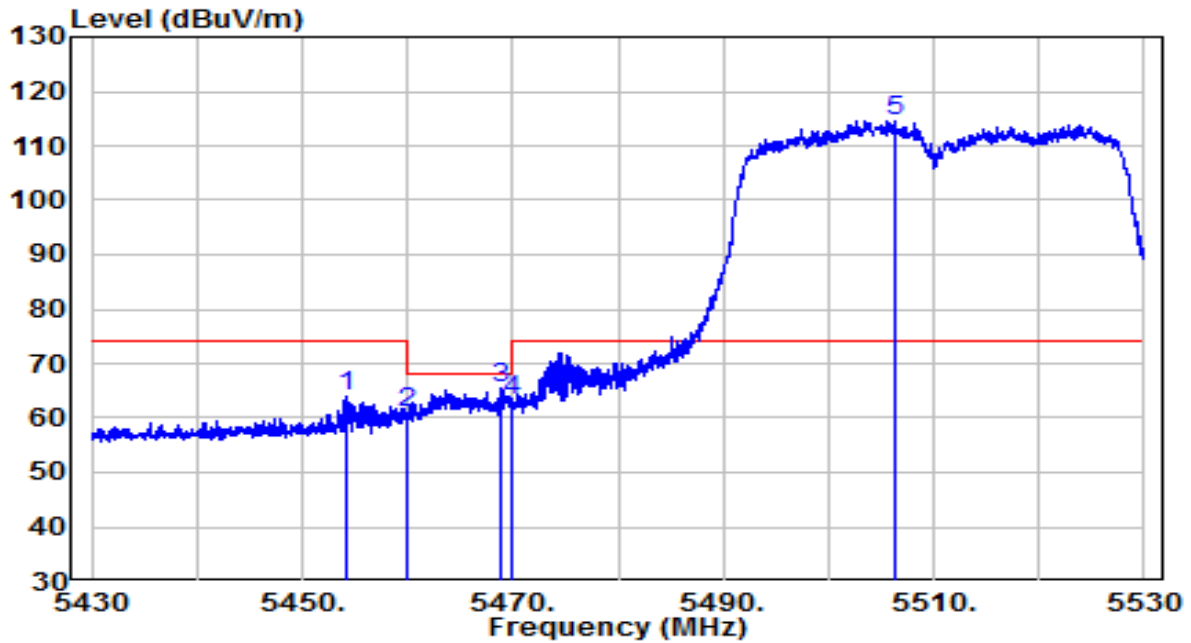


No	Frequency (MHz)	Reading (dB μ V)	C.F (dB/m)	Measurement (dB μ V/m)	Margin (dB)	Limit (dB μ V/m)	Remark (QP/PK/AV)
1	5453.000	28.51	20.69	49.20	-4.80	54.00	Average
2	5460.000	27.12	20.70	47.82	-6.18	54.00	Average
3	* 5511.900	85.87	20.81	106.69	N/A	N/A	Average

Note:

1. " *", means this data is the worst emission level.
2. C.F (Correction Factor) = Antenna Factor (dB/m) + Cable Loss (dB) – Pre-amplifier(dB).
3. Measurement(dB μ V/m) = Reading(dB μ V) + C.F (Correction Factor).

EUT	ACCESS POINT	Date of Test	2021-12-28
Factor	BBHA 9120D (1GHz~18GHz)_2021	Temp. / Humidity	26.9°C/46.9%
Polarity	Vertical	Site / Test Engineer	AC1 / Jay Chu
Test Mode	Transmit by 802.11ac-VHT40 at Channel 5510MHz	Test Voltage	120V/60Hz

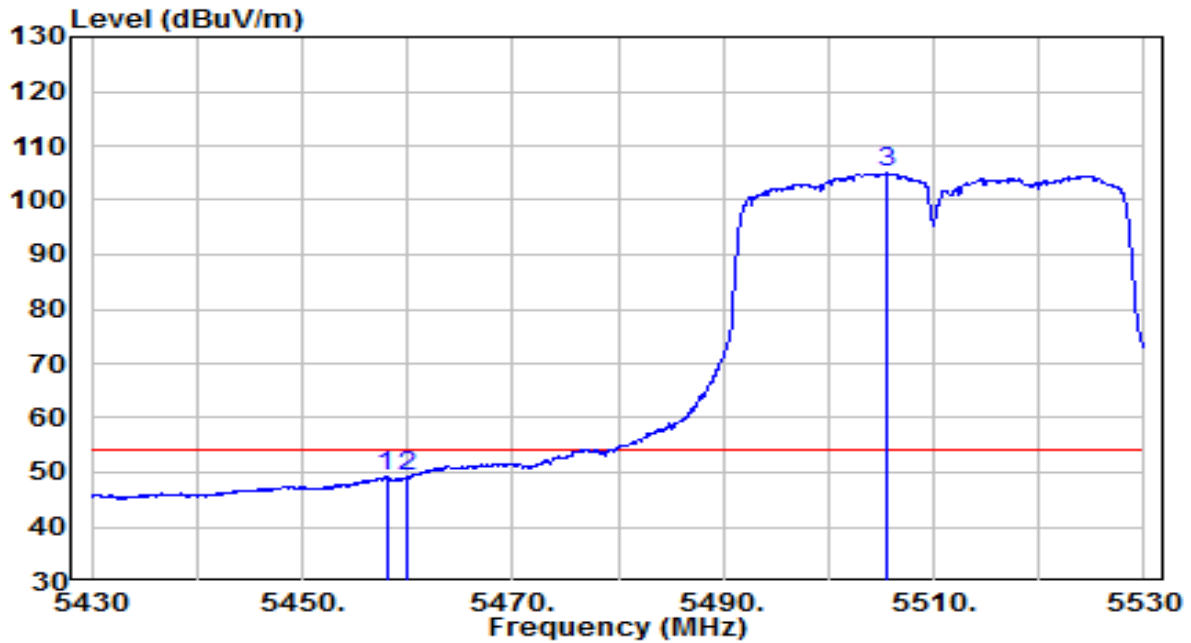


No	Frequency (MHz)	Reading (dB μ V)	C.F (dB/m)	Measurement (dB μ V/m)	Margin (dB)	Limit (dB μ V/m)	Remark (QP/PK/AV)
1	5454.200	43.45	20.69	64.15	-9.85	74.00	Peak
2	5460.000	40.13	20.70	60.83	-7.37	68.20	Peak
3	5468.850	44.81	20.72	65.53	-2.67	68.20	Peak
4	5470.000	42.38	20.72	63.10	-5.10	68.20	Peak
5	* 5506.350	93.73	20.79	114.53	N/A	N/A	Peak

Note:

1. " *", means this data is the worst emission level.
2. C.F (Correction Factor) = Antenna Factor (dB/m) + Cable Loss (dB) – Preamplifier(dB).
3. Measurement(dB μ V/m) = Reading(dB μ V) + C.F (Correction Factor).

EUT	ACCESS POINT	Date of Test	2021-12-28
Factor	BBHA 9120D (1GHz~18GHz)_2021	Temp. / Humidity	26.9°C/46.9%
Polarity	Vertical	Site / Test Engineer	AC1 / Jay Chu
Test Mode	Transmit by 802.11ac-VHT40 at Channel 5510MHz	Test Voltage	120V/60Hz

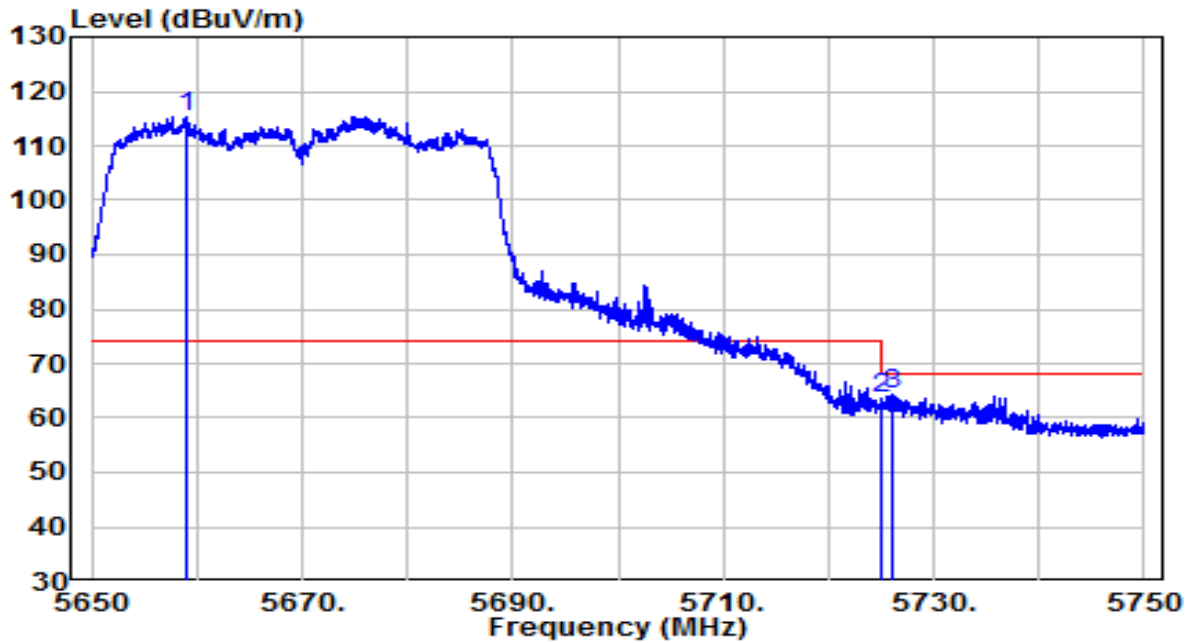


No	Frequency (MHz)	Reading (dB μ V)	C.F (dB/m)	Measurement (dB μ V/m)	Margin (dB)	Limit (dB μ V/m)	Remark (QP/PK/AV)
1	5458.000	28.40	20.70	49.10	-4.90	54.00	Average
2	5460.000	28.38	20.70	49.08	-4.92	54.00	Average
3	* 5505.650	84.13	20.79	104.92	N/A	N/A	Average

Note:

1. " *", means this data is the worst emission level.
2. C.F (Correction Factor) = Antenna Factor (dB/m) + Cable Loss (dB) – Pre-amplifier(dB).
3. Measurement(dB μ V/m) = Reading(dB μ V) + C.F (Correction Factor).

EUT	ACCESS POINT	Date of Test	2021-12-28
Factor	BBHA 9120D (1GHz~18GHz)_2021	Temp. / Humidity	26.9°C/46.9%
Polarity	Horizontal	Site / Test Engineer	AC1 / Jay Chu
Test Mode	Transmit by 802.11ac-VHT40 at Channel 5670MHz	Test Voltage	120V/60Hz

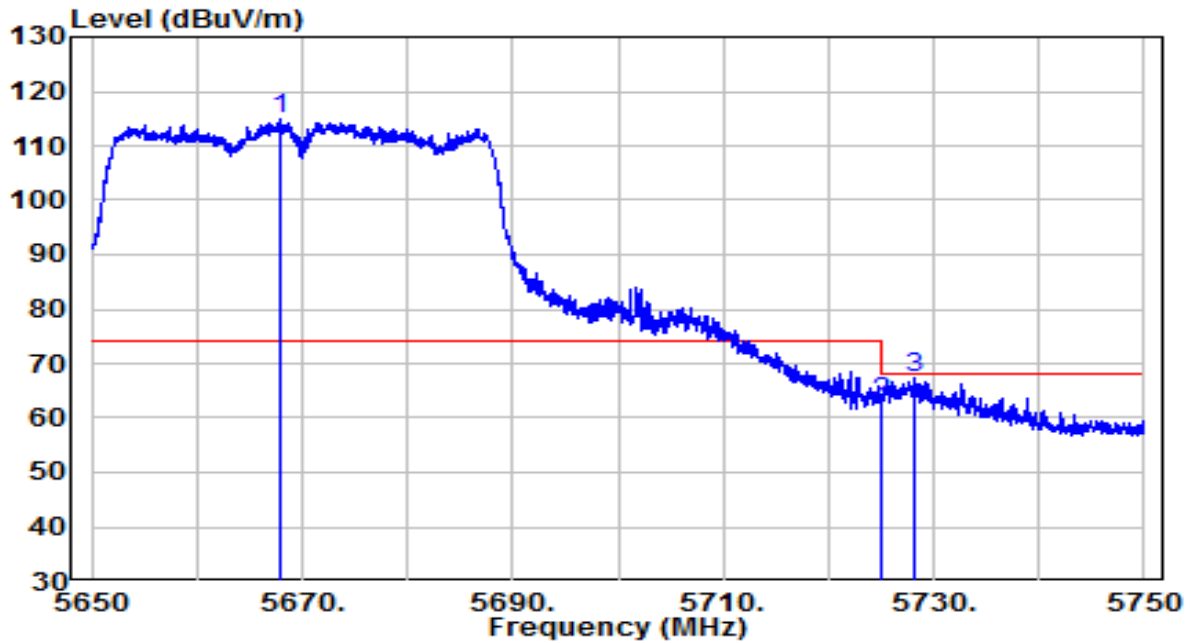


No	Frequency (MHz)	Reading (dB μ V)	C.F (dB/m)	Measurement (dB μ V/m)	Margin (dB)	Limit (dB μ V/m)	Remark (QP/PK/AV)
1	* 5658.900	94.04	21.35	115.39	N/A	N/A	Peak
2	5725.000	41.94	21.59	63.52	-4.68	68.20	Peak
3	5725.950	42.72	21.59	64.31	-3.89	68.20	Peak

Note:

1. " *", means this data is the worst emission level.
2. C.F (Correction Factor) = Antenna Factor (dB/m) + Cable Loss (dB) – Preamplifier(dB).
3. Measurement(dB μ V/m) = Reading(dB μ V) + C.F (Correction Factor).

EUT	ACCESS POINT	Date of Test	2021-12-28
Factor	BBHA 9120D (1GHz~18GHz)_2021	Temp. / Humidity	26.9°C/46.9%
Polarity	Vertical	Site / Test Engineer	AC1 / Jay Chu
Test Mode	Transmit by 802.11ac-VHT40 at Channel 5670MHz	Test Voltage	120V/60Hz

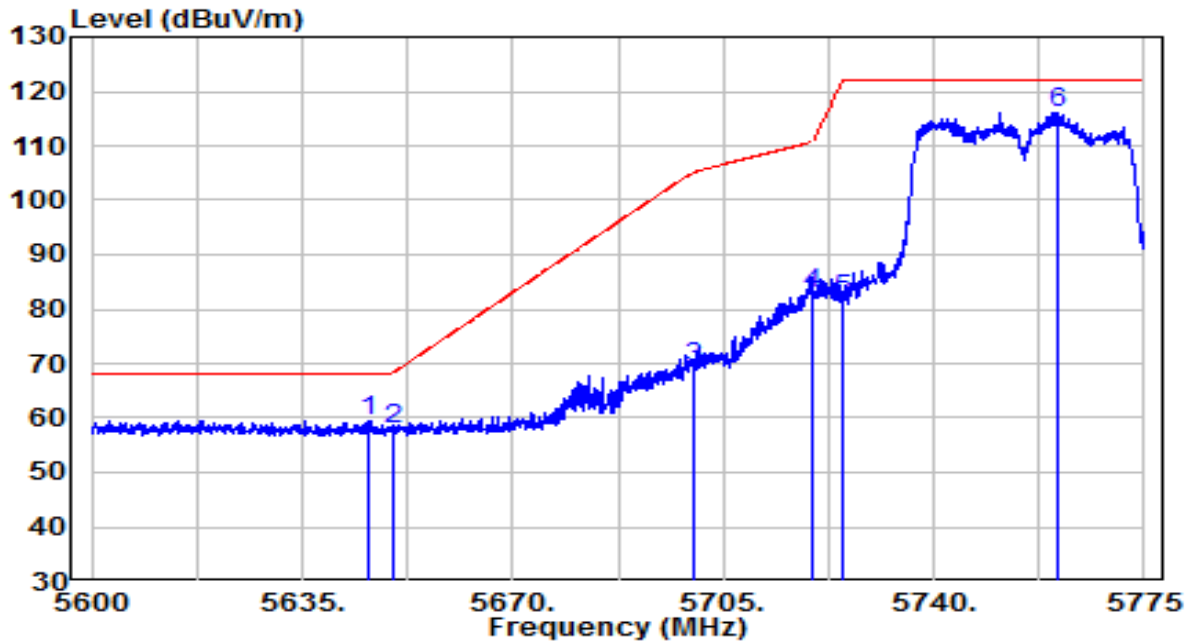


No	Frequency (MHz)	Reading (dB μ V)	C.F (dB/m)	Measurement (dB μ V/m)	Margin (dB)	Limit (dB μ V/m)	Remark (QP/PK/AV)
1	* 5668.000	93.43	21.38	114.81	N/A	N/A	Peak
2	5725.000	41.41	21.59	63.00	-5.20	68.20	Peak
3	5728.050	45.60	21.60	67.20	-1.00	68.20	Peak

Note:

1. " *", means this data is the worst emission level.
2. C.F (Correction Factor) = Antenna Factor (dB/m) + Cable Loss (dB) – Pre-amplifier(dB).
3. Measurement(dB μ V/m) = Reading(dB μ V) + C.F (Correction Factor).

EUT	ACCESS POINT	Date of Test	2021-12-28
Factor	BBHA 9120D (1GHz~18GHz)_2021	Temp. / Humidity	26.9°C/46.9%
Polarity	Horizontal	Site / Test Engineer	AC1 / Jay Chu
Test Mode	Transmit by 802.11ac-VHT40 at Channel 5755MHz	Test Voltage	120V/60Hz

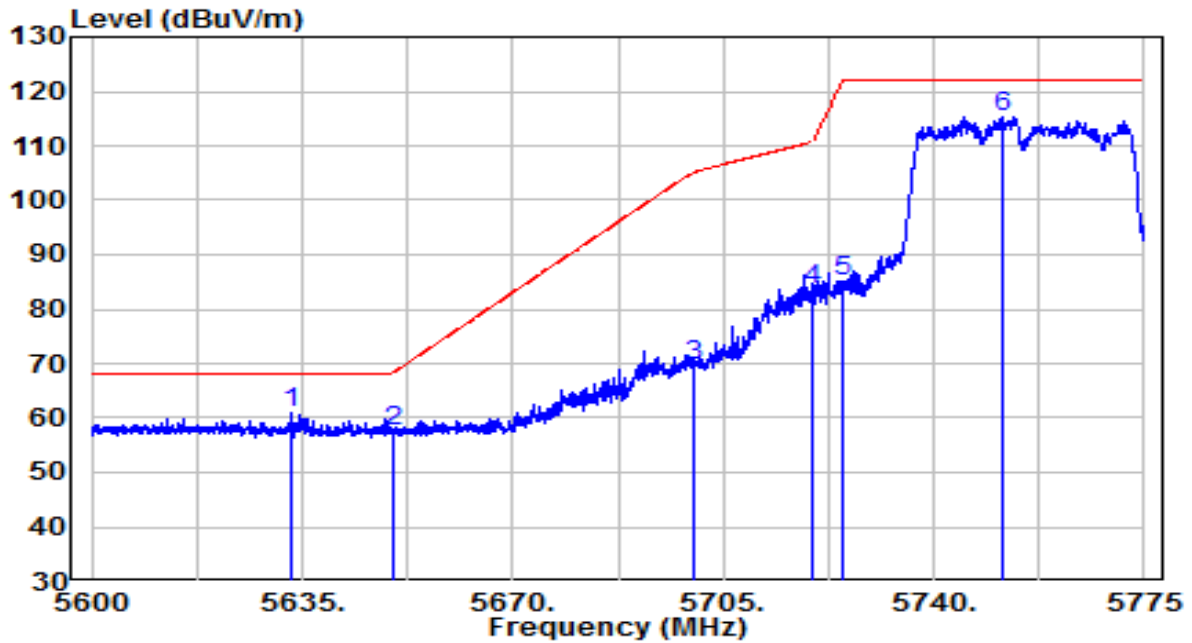


No	Frequency (MHz)	Reading (dBμV)	C.F (dB/m)	Measurement (dBμV/m)	Margin (dB)	Limit (dBμV/m)	Remark (QP/PK/AV)
1	5646.025	38.27	21.30	59.57	-8.63	68.20	Peak
2	5650.000	36.57	21.32	57.89	-10.31	68.20	Peak
3	5700.000	47.76	21.50	69.25	-35.95	105.20	Peak
4	5720.000	61.29	21.57	82.86	-27.94	110.80	Peak
5	5725.000	60.14	21.59	81.73	-40.47	122.20	Peak
6	* 5760.475	94.39	21.72	116.11	N/A	N/A	Peak

Note:

1. " *", means this data is the worst emission level.
2. C.F (Correction Factor) = Antenna Factor (dB/m) + Cable Loss (dB) – Preamplifier(dB).
3. Measurement(dBμV/m) = Reading(dBμV) + C.F (Correction Factor).

EUT	ACCESS POINT	Date of Test	2021-12-28
Factor	BBHA 9120D (1GHz~18GHz)_2021	Temp. / Humidity	26.9°C/46.9%
Polarity	Vertical	Site / Test Engineer	AC1 / Jay Chu
Test Mode	Transmit by 802.11ac-VHT40 at Channel 5755MHz	Test Voltage	120V/60Hz

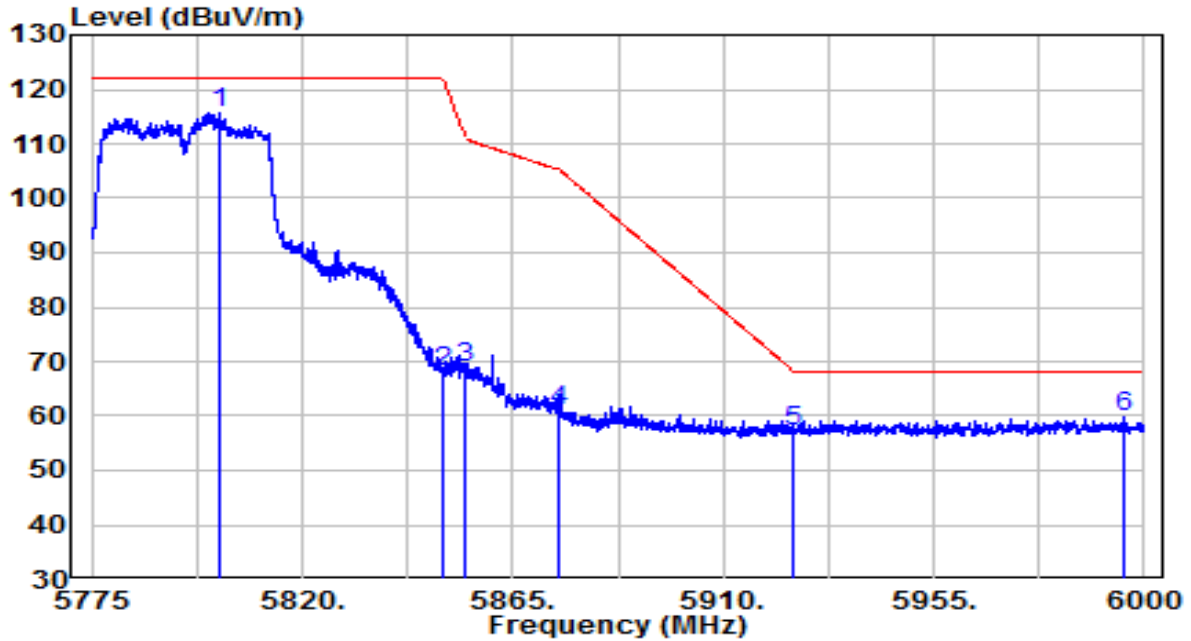


No	Frequency (MHz)	Reading (dBμV)	C.F (dB/m)	Measurement (dBμV/m)	Margin (dB)	Limit (dBμV/m)	Remark (QP/PK/AV)
1	5633.337	39.64	21.26	60.89	-7.31	68.20	Peak
2	5650.000	36.27	21.32	57.59	-10.61	68.20	Peak
3	5700.000	48.01	21.50	69.51	-35.69	105.20	Peak
4	5720.000	61.94	21.57	83.51	-27.29	110.80	Peak
5	5725.000	63.49	21.59	85.08	-37.12	122.20	Peak
6	* 5751.288	93.75	21.68	115.44	N/A	N/A	Peak

Note:

1. " *", means this data is the worst emission level.
2. C.F (Correction Factor) = Antenna Factor (dB/m) + Cable Loss (dB) – Preamplifier(dB).
3. Measurement(dBμV/m) = Reading(dBμV) + C.F (Correction Factor).

EUT	ACCESS POINT	Date of Test	2021-12-28
Factor	BBHA 9120D (1GHz~18GHz)_2021	Temp. / Humidity	26.9°C/46.9%
Polarity	Horizontal	Site / Test Engineer	AC1 / Jay Chu
Test Mode	Transmit by 802.11ac-VHT40 at Channel 5795MHz	Test Voltage	120V/60Hz

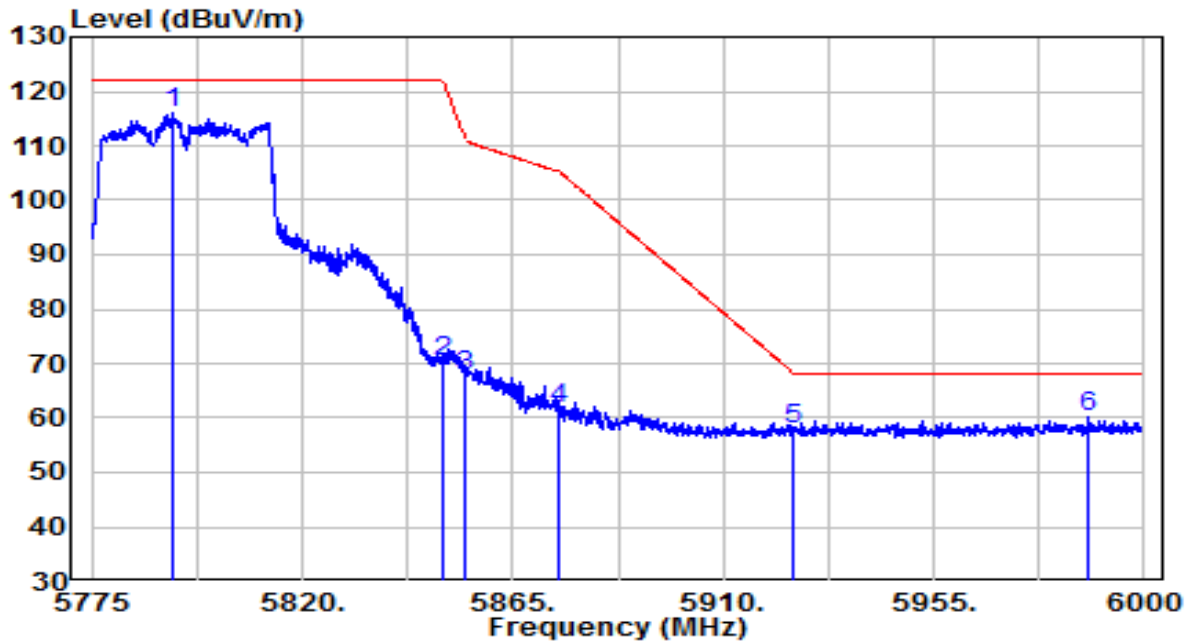


No	Frequency (MHz)	Reading (dB μ V)	C.F (dB/m)	Measurement (dB μ V/m)	Margin (dB)	Limit (dB μ V/m)	Remark (QP/PK/AV)
1	* 5802.563	93.84	21.87	115.71	N/A	N/A	Peak
2	5850.000	46.06	22.04	68.11	-54.09	122.20	Peak
3	5855.000	46.97	22.06	69.03	-41.77	110.80	Peak
4	5875.000	38.88	22.14	61.02	-44.18	105.20	Peak
5	5925.000	34.81	22.32	57.13	-11.07	68.20	Peak
6	5995.950	37.17	22.58	59.74	-8.46	68.20	Peak

Note:

1. " *", means this data is the worst emission level.
2. C.F (Correction Factor) = Antenna Factor (dB/m) + Cable Loss (dB) – Preamplifier(dB).
3. Measurement(dB μ V/m) = Reading(dB μ V) + C.F (Correction Factor).

EUT	ACCESS POINT	Date of Test	2021-12-28
Factor	BBHA 9120D (1GHz~18GHz)_2021	Temp. / Humidity	26.9°C/46.9%
Polarity	Vertical	Site / Test Engineer	AC1 / Jay Chu
Test Mode	Transmit by 802.11ac-VHT40 at Channel 5795MHz	Test Voltage	120V/60Hz

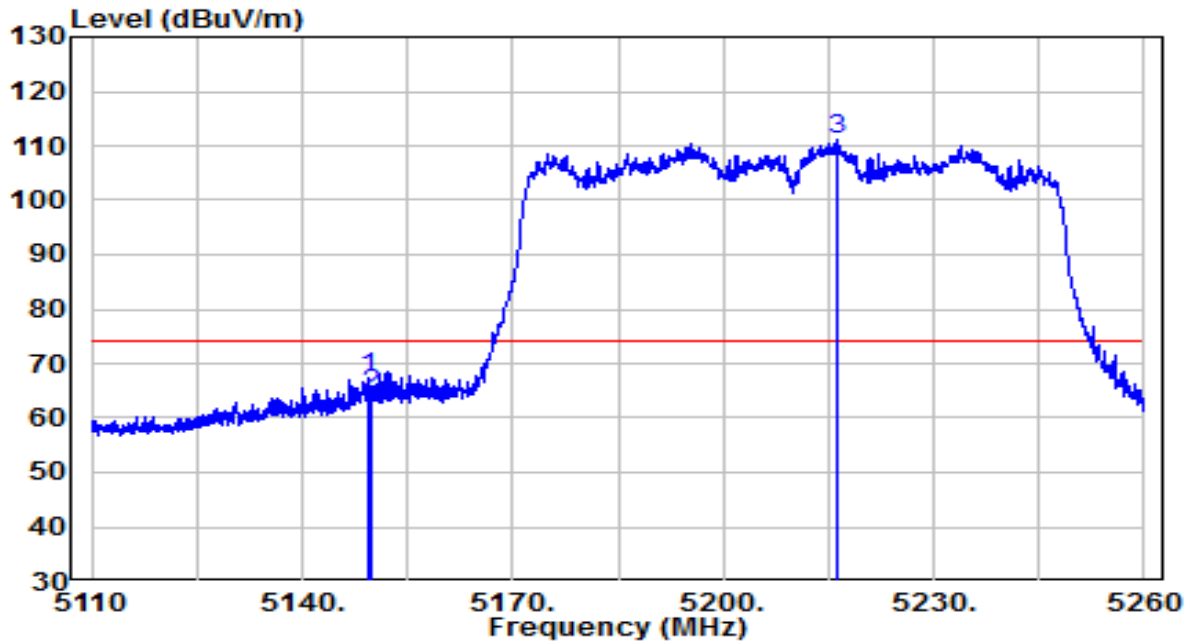


No	Frequency (MHz)	Reading (dB μ V)	C.F (dB/m)	Measurement (dB μ V/m)	Margin (dB)	Limit (dB μ V/m)	Remark (QP/PK/AV)
1	* 5792.438	94.20	21.83	116.04	N/A	N/A	Peak
2	5850.000	48.22	22.04	70.27	-51.93	122.20	Peak
3	5855.000	45.56	22.06	67.63	-43.17	110.80	Peak
4	5875.000	39.67	22.14	61.81	-43.39	105.20	Peak
5	5925.000	35.75	22.32	58.07	-10.13	68.20	Peak
6	5987.850	37.61	22.55	60.16	-8.04	68.20	Peak

Note:

1. " *", means this data is the worst emission level.
2. C.F (Correction Factor) = Antenna Factor (dB/m) + Cable Loss (dB) – Preamplifier(dB).
3. Measurement(dB μ V/m) = Reading(dB μ V) + C.F (Correction Factor).

EUT	ACCESS POINT	Date of Test	2021-12-28
Factor	BBHA 9120D (1GHz~18GHz)_2021	Temp. / Humidity	26.9°C/46.9%
Polarity	Horizontal	Site / Test Engineer	AC1 / Jay Chu
Test Mode	Transmit by 802.11ac-VHT80 at Channel 5210MHz	Test Voltage	120V/60Hz

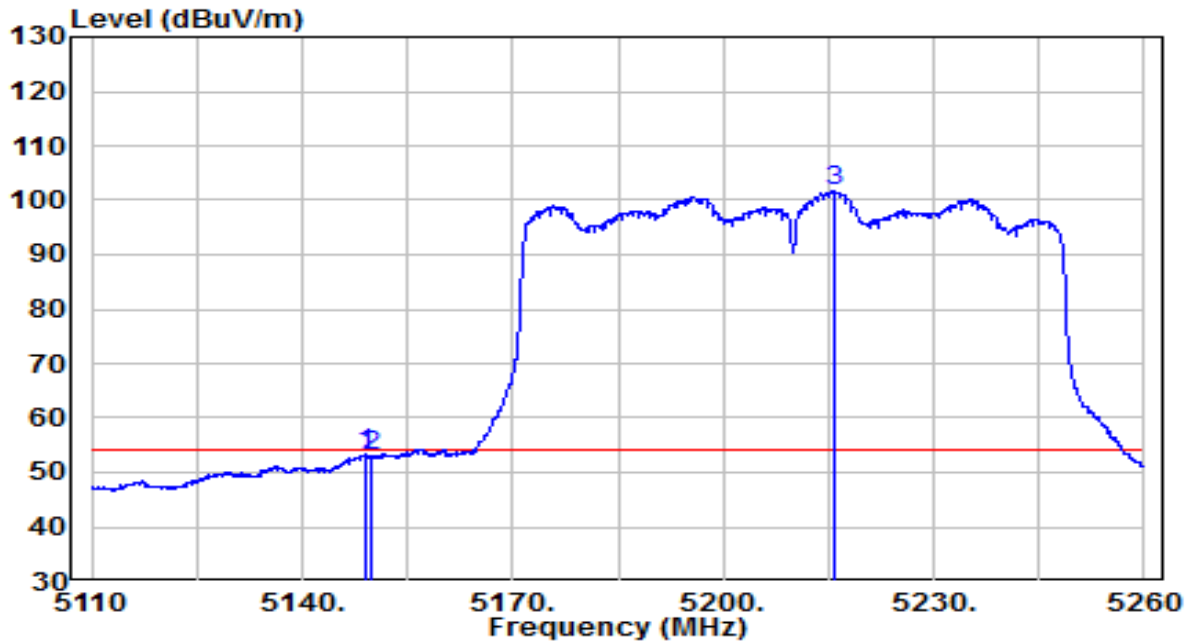


No	Frequency (MHz)	Reading (dB μ V)	C.F (dB/m)	Measurement (dB μ V/m)	Margin (dB)	Limit (dB μ V/m)	Remark (QP/PK/AV)
1	5149.600	47.21	20.20	67.41	-6.59	74.00	Average
2	5150.000	44.28	20.20	64.47	-9.53	74.00	Average
3	* 5216.200	90.98	20.30	111.29	N/A	N/A	Average

Note:

1. " *", means this data is the worst emission level.
2. C.F (Correction Factor) = Antenna Factor (dB/m) + Cable Loss (dB) – Preamplifier(dB).
3. Measurement(dB μ V/m) = Reading(dB μ V) + C.F (Correction Factor).

EUT	ACCESS POINT	Date of Test	2021-12-28
Factor	BBHA 9120D (1GHz~18GHz)_2021	Temp. / Humidity	26.9°C/46.9%
Polarity	Horizontal	Site / Test Engineer	AC1 / Jay Chu
Test Mode	Transmit by 802.11ac-VHT80 at Channel 5210MHz	Test Voltage	120V/60Hz

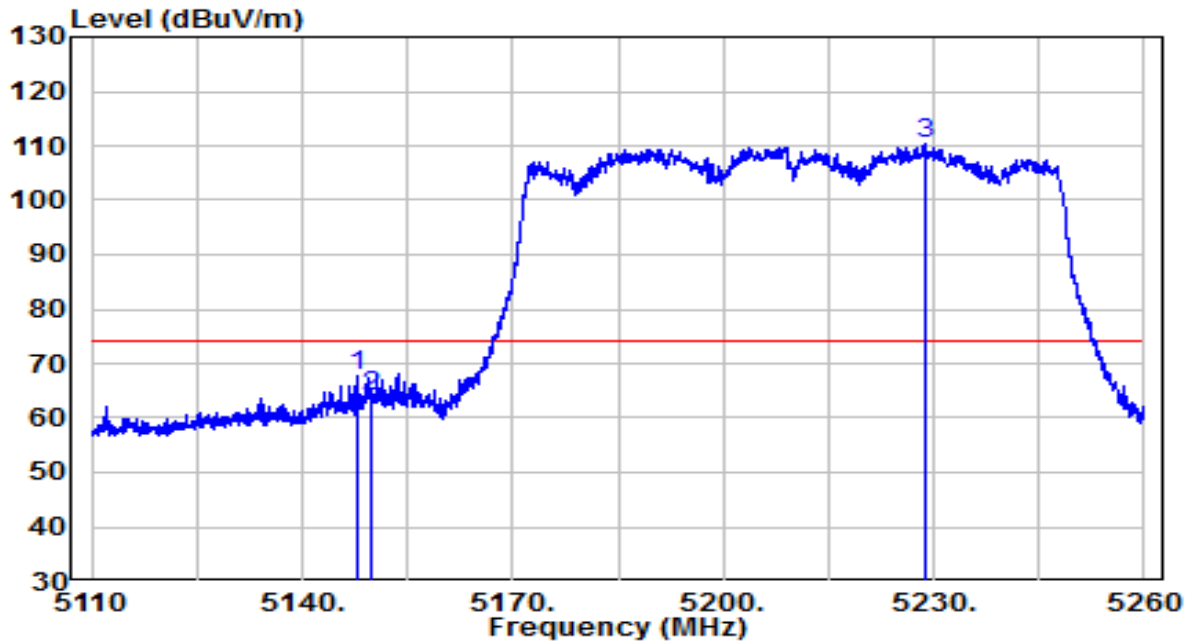


No	Frequency (MHz)	Reading (dB μ V)	C.F (dB/m)	Measurement (dB μ V/m)	Margin (dB)	Limit (dB μ V/m)	Remark (QP/PK/AV)
1	5149.075	33.16	20.19	53.35	-0.65	54.00	Average
2	5150.000	32.75	20.20	52.95	-1.05	54.00	Average
3	* 5215.675	81.38	20.30	101.69	N/A	N/A	Average

Note:

1. " *", means this data is the worst emission level.
2. C.F (Correction Factor) = Antenna Factor (dB/m) + Cable Loss (dB) – Preamplifier(dB).
3. Measurement(dB μ V/m) = Reading(dB μ V) + C.F (Correction Factor).

EUT	ACCESS POINT	Date of Test	2021-12-28
Factor	BBHA 9120D (1GHz~18GHz)_2021	Temp. / Humidity	26.9°C/46.9%
Polarity	Vertical	Site / Test Engineer	AC1 / Jay Chu
Test Mode	Transmit by 802.11ac-VHT80 at Channel 5210MHz	Test Voltage	120V/60Hz

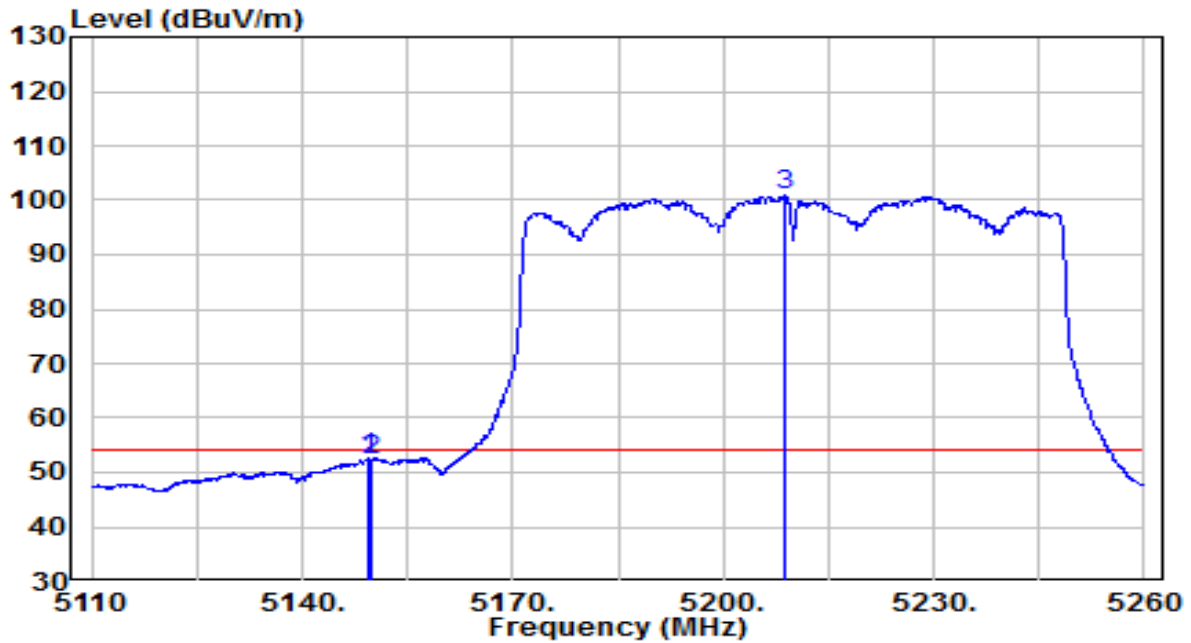


No	Frequency (MHz)	Reading (dB μ V)	C.F (dB/m)	Measurement (dB μ V/m)	Margin (dB)	Limit (dB μ V/m)	Remark (QP/PK/AV)
1	5147.800	47.66	20.19	67.86	-6.14	74.00	Average
2	5150.000	43.86	20.20	64.06	-9.94	74.00	Average
3	* 5228.650	89.91	20.32	110.23	N/A	N/A	Average

Note:

1. " *", means this data is the worst emission level.
2. C.F (Correction Factor) = Antenna Factor (dB/m) + Cable Loss (dB) – Preampfier(dB).
3. Measurement(dB μ V/m) = Reading(dB μ V) + C.F (Correction Factor).

EUT	ACCESS POINT	Date of Test	2021-12-28
Factor	BBHA 9120D (1GHz~18GHz)_2021	Temp. / Humidity	26.9°C/46.9%
Polarity	Vertical	Site / Test Engineer	AC1 / Jay Chu
Test Mode	Transmit by 802.11ac-VHT80 at Channel 5210MHz	Test Voltage	120V/60Hz

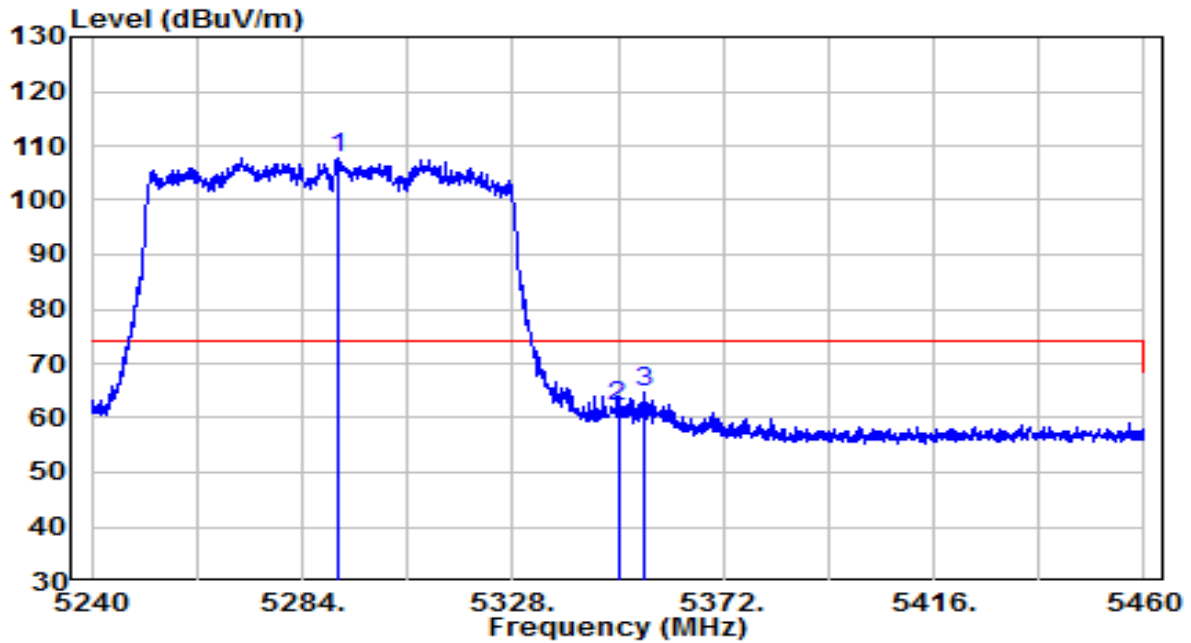


No	Frequency (MHz)	Reading (dB μ V)	C.F (dB/m)	Measurement (dB μ V/m)	Margin (dB)	Limit (dB μ V/m)	Remark (QP/PK/AV)
1	5149.300	32.40	20.19	52.59	-1.41	54.00	Average
2	5150.000	32.17	20.20	52.37	-1.63	54.00	Average
3	* 5208.850	80.51	20.29	100.80	N/A	N/A	Average

Note:

1. " *", means this data is the worst emission level.
2. C.F (Correction Factor) = Antenna Factor (dB/m) + Cable Loss (dB) – Preamplifier(dB).
3. Measurement(dB μ V/m) = Reading(dB μ V) + C.F (Correction Factor).

EUT	ACCESS POINT	Date of Test	2021-12-28
Factor	BBHA 9120D (1GHz~18GHz)_2021	Temp. / Humidity	26.9°C/46.9%
Polarity	Horizontal	Site / Test Engineer	AC1 / Jay Chu
Test Mode	Transmit by 802.11ac-VHT80 at Channel 5290MHz	Test Voltage	120V/60Hz

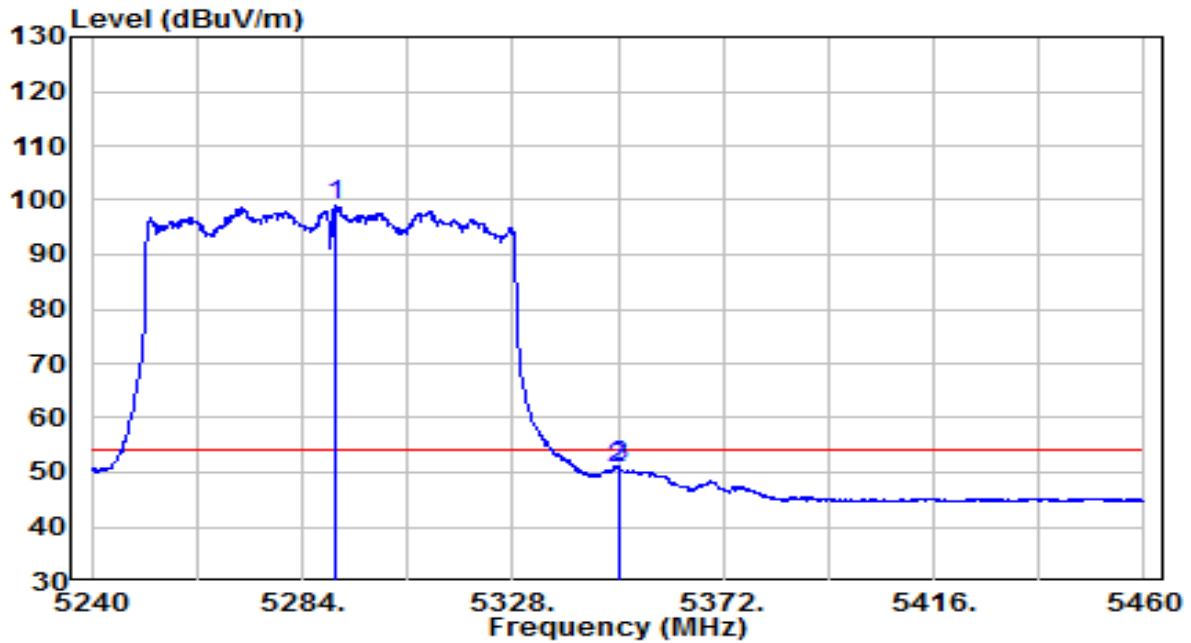


No	Frequency (MHz)	Reading (dB μ V)	C.F (dB/m)	Measurement (dB μ V/m)	Margin (dB)	Limit (dB μ V/m)	Remark (QP/PK/AV)
1	* 5291.260	87.42	20.43	107.85	N/A	N/A	Peak
2	5350.000	41.44	20.52	61.96	-12.04	74.00	Peak
3	5355.610	44.36	20.53	64.89	-9.11	74.00	Peak

Note:

1. " *", means this data is the worst emission level.
2. C.F (Correction Factor) = Antenna Factor (dB/m) + Cable Loss (dB) – Pre-amplifier(dB).
3. Measurement(dB μ V/m) = Reading(dB μ V) + C.F (Correction Factor).

EUT	ACCESS POINT	Date of Test	2021-12-28
Factor	BBHA 9120D (1GHz~18GHz)_2021	Temp. / Humidity	26.9°C/46.9%
Polarity	Horizontal	Site / Test Engineer	AC1 / Jay Chu
Test Mode	Transmit by 802.11ac-VHT80 at Channel 5290MHz	Test Voltage	120V/60Hz

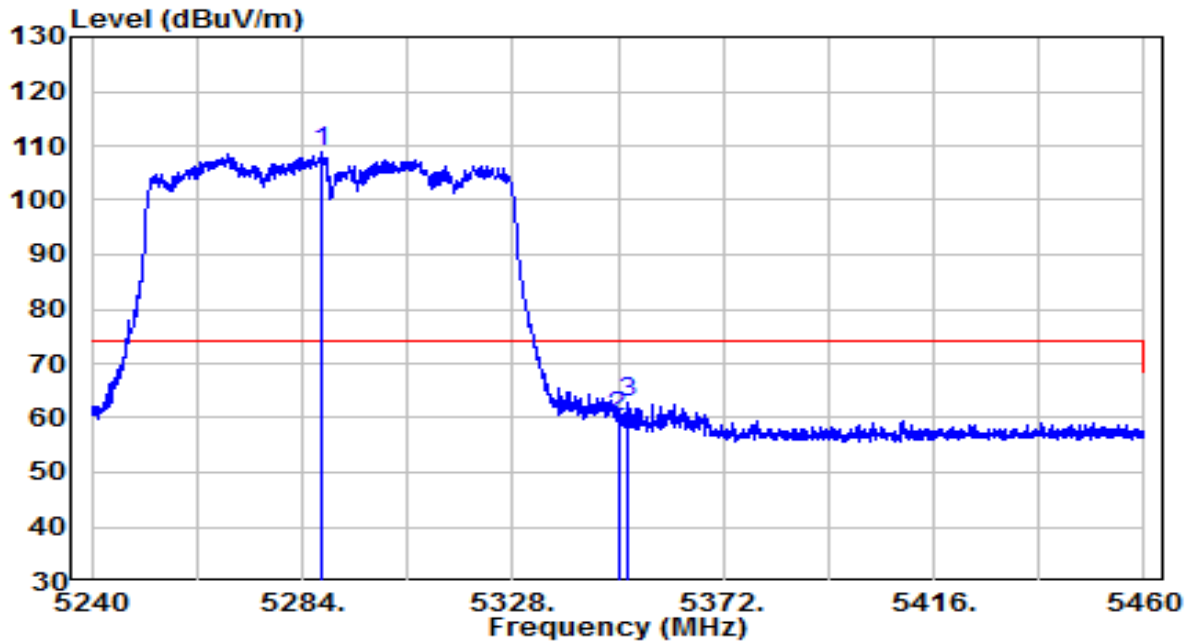


No	Frequency (MHz)	Reading (dB μ V)	C.F (dB/m)	Measurement (dB μ V/m)	Margin (dB)	Limit (dB μ V/m)	Remark (QP/PK/AV)
1	* 5290.930	78.72	20.43	99.15	N/A	N/A	Peak
2	5350.000	30.32	20.52	50.85	-3.15	54.00	Peak
3	5350.220	30.45	20.52	50.97	-3.03	54.00	Peak

Note:

1. " *", means this data is the worst emission level.
2. C.F (Correction Factor) = Antenna Factor (dB/m) + Cable Loss (dB) – Pre-amplifier(dB).
3. Measurement(dB μ V/m) = Reading(dB μ V) + C.F (Correction Factor).

EUT	ACCESS POINT	Date of Test	2021-12-28
Factor	BBHA 9120D (1GHz~18GHz)_2021	Temp. / Humidity	26.9°C/46.9%
Polarity	Vertical	Site / Test Engineer	AC1 / Jay Chu
Test Mode	Transmit by 802.11ac-VHT80 at Channel 5290MHz	Test Voltage	120V/60Hz

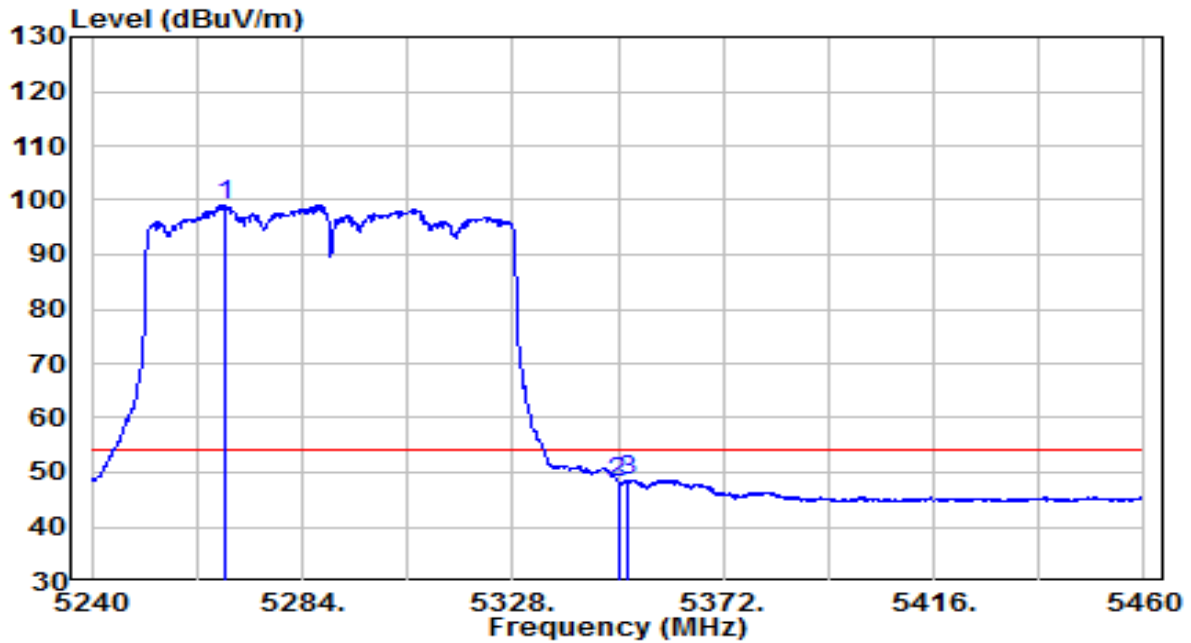


No	Frequency (MHz)	Reading (dB μ V)	C.F (dB/m)	Measurement (dB μ V/m)	Margin (dB)	Limit (dB μ V/m)	Remark (QP/PK/AV)
1	* 5287.960	88.47	20.42	108.89	N/A	N/A	Peak
2	5350.000	39.75	20.52	60.28	-13.72	74.00	Peak
3	5352.090	42.30	20.53	62.83	-11.17	74.00	Peak

Note:

1. " *", means this data is the worst emission level.
2. C.F (Correction Factor) = Antenna Factor (dB/m) + Cable Loss (dB) – Pre-amplifier(dB).
3. Measurement(dB μ V/m) = Reading(dB μ V) + C.F (Correction Factor).

EUT	ACCESS POINT	Date of Test	2021-12-28
Factor	BBHA 9120D (1GHz~18GHz)_2021	Temp. / Humidity	26.9°C/46.9%
Polarity	Vertical	Site / Test Engineer	AC1 / Jay Chu
Test Mode	Transmit by 802.11ac-VHT80 at Channel 5290MHz	Test Voltage	120V/60Hz

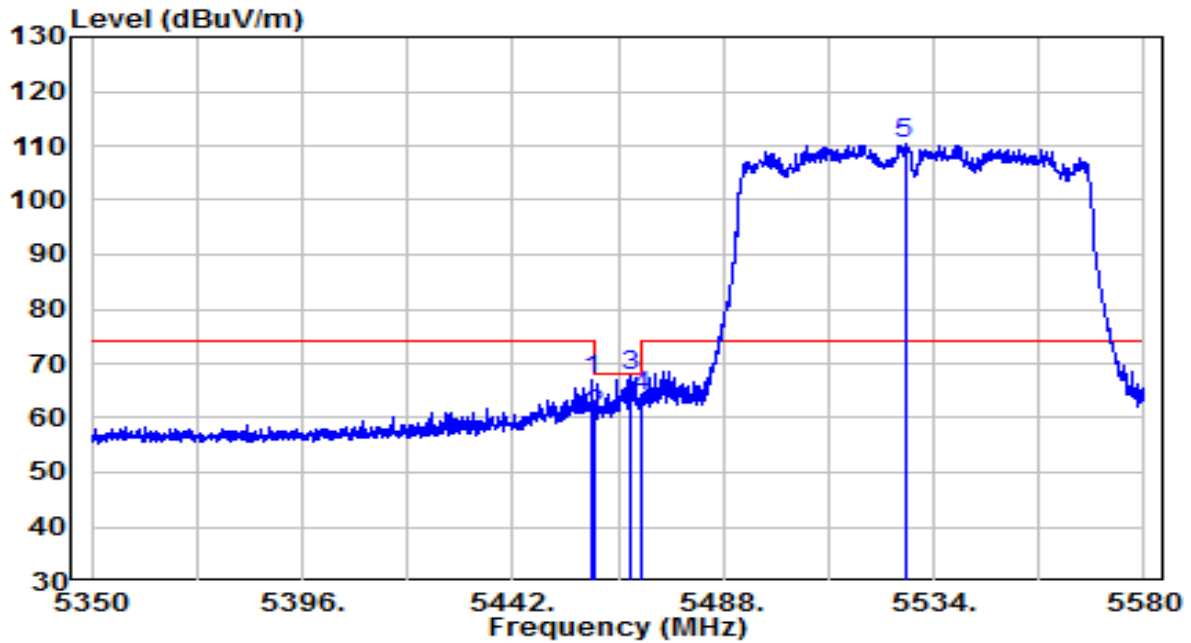


No	Frequency (MHz)	Reading (dB μ V)	C.F (dB/m)	Measurement (dB μ V/m)	Margin (dB)	Limit (dB μ V/m)	Remark (QP/PK/AV)
1	* 5267.940	78.85	20.39	99.24	N/A	N/A	Peak
2	5350.000	27.76	20.52	48.28	-5.72	54.00	Peak
3	5351.870	28.15	20.53	48.68	-5.32	54.00	Peak

Note:

1. " *", means this data is the worst emission level.
2. C.F (Correction Factor) = Antenna Factor (dB/m) + Cable Loss (dB) – Pre-amplifier(dB).
3. Measurement(dB μ V/m) = Reading(dB μ V) + C.F (Correction Factor).

EUT	ACCESS POINT	Date of Test	2021-12-28
Factor	BBHA 9120D (1GHz~18GHz)_2021	Temp. / Humidity	26.9°C/46.9%
Polarity	Horizontal	Site / Test Engineer	AC1 / Jay Chu
Test Mode	Transmit by 802.11ac-VHT80 at Channel 5530MHz	Test Voltage	120V/60Hz

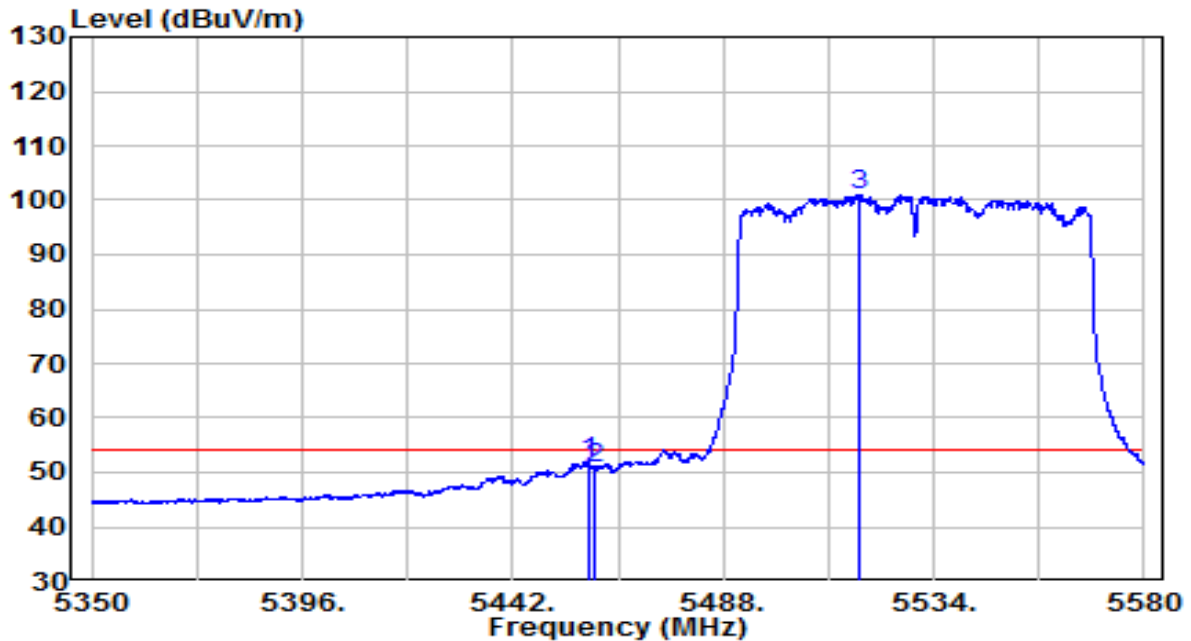


No	Frequency (MHz)	Reading (dBμV)	C.F (dB/m)	Measurement (dBμV/m)	Margin (dB)	Limit (dBμV/m)	Remark (QP/PK/AV)
1	5459.365	46.27	20.70	66.97	-7.03	74.00	Peak
2	5460.000	39.80	20.70	60.51	-7.69	68.20	Peak
3	5467.760	46.84	20.72	67.56	-0.64	68.20	Peak
4	5470.000	43.35	20.72	64.07	-4.13	68.20	Peak
5	* 5527.675	89.35	20.87	110.22	N/A	N/A	Peak

Note:

1. " *", means this data is the worst emission level.
2. C.F (Correction Factor) = Antenna Factor (dB/m) + Cable Loss (dB) – Preamplifier(dB).
3. Measurement(dBμV/m) = Reading(dBμV) + C.F (Correction Factor).

EUT	ACCESS POINT	Date of Test	2021-12-28
Factor	BBHA 9120D (1GHz~18GHz)_2021	Temp. / Humidity	26.9°C/46.9%
Polarity	Horizontal	Site / Test Engineer	AC1 / Jay Chu
Test Mode	Transmit by 802.11ac-VHT80 at Channel 5530MHz	Test Voltage	120V/60Hz

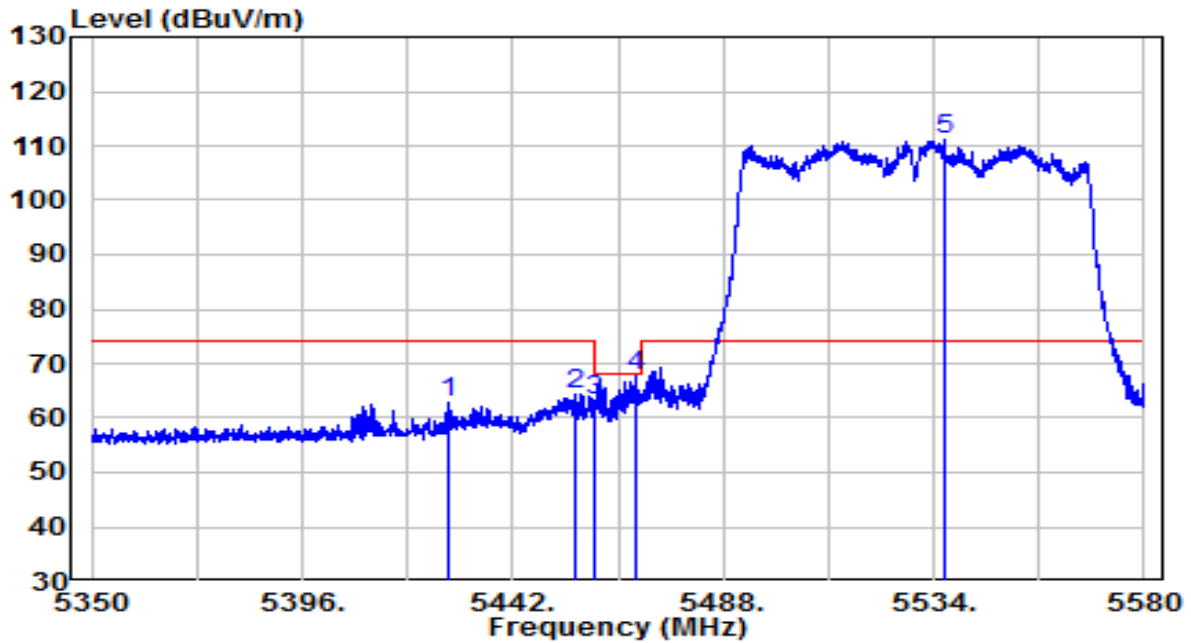


No	Frequency (MHz)	Reading (dBμV)	C.F (dB/m)	Measurement (dBμV/m)	Margin (dB)	Limit (dBμV/m)	Remark (QP/PK/AV)
1	5458.560	31.18	20.70	51.89	-2.11	54.00	Peak
2	5460.000	30.23	20.70	50.94	-3.06	54.00	Peak
3	* 5517.900	80.07	20.84	100.90	N/A	N/A	Peak

Note:

1. " *", means this data is the worst emission level.
2. C.F (Correction Factor) = Antenna Factor (dB/m) + Cable Loss (dB) – Pre-amplifier(dB).
3. Measurement(dBμV/m) = Reading(dBμV) + C.F (Correction Factor).

EUT	ACCESS POINT	Date of Test	2021-12-28
Factor	BBHA 9120D (1GHz~18GHz)_2021	Temp. / Humidity	26.9°C/46.9%
Polarity	Vertical	Site / Test Engineer	AC1 / Jay Chu
Test Mode	Transmit by 802.11ac-VHT80 at Channel 5530MHz	Test Voltage	120V/60Hz

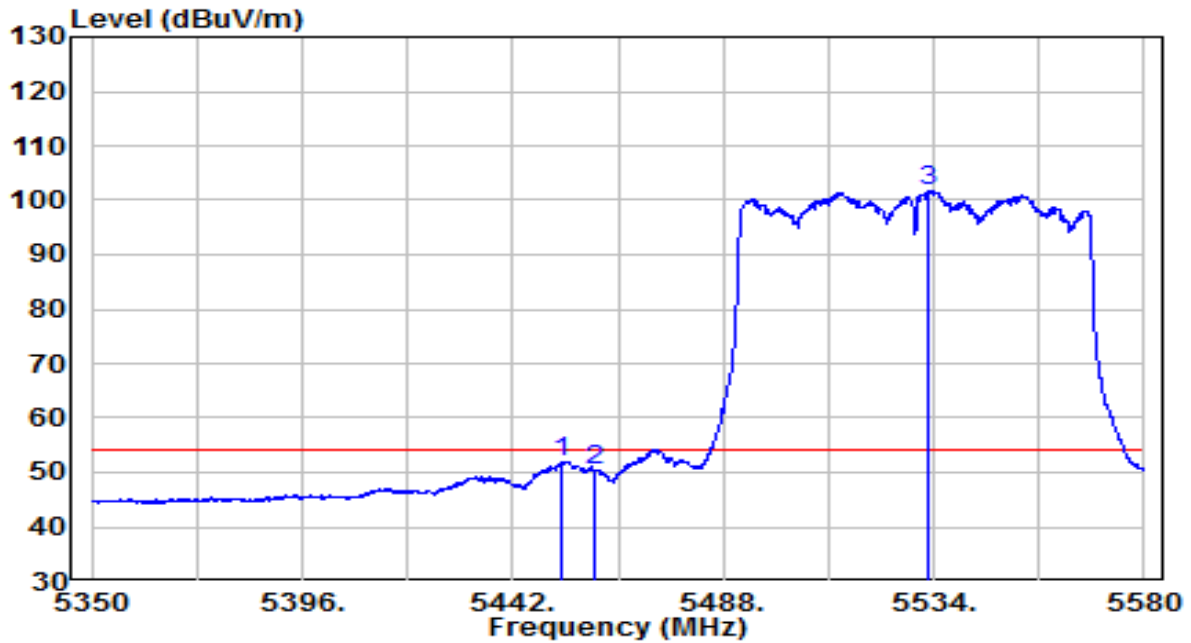


No	Frequency (MHz)	Reading (dBμV)	C.F (dB/m)	Measurement (dBμV/m)	Margin (dB)	Limit (dBμV/m)	Remark (QP/PK/AV)
1	5427.740	42.01	20.65	62.66	-11.34	74.00	Peak
2	5455.570	43.68	20.70	64.38	-9.62	74.00	Peak
3	5460.000	42.37	20.70	63.07	-5.13	68.20	Peak
4	5469.025	46.98	20.72	67.70	-0.50	68.20	Peak
5	* 5536.185	90.19	20.90	111.09	N/A	N/A	Peak

Note:

1. " *", means this data is the worst emission level.
2. C.F (Correction Factor) = Antenna Factor (dB/m) + Cable Loss (dB) – Preamplifier(dB).
3. Measurement(dBμV/m) = Reading(dBμV) + C.F (Correction Factor).

EUT	ACCESS POINT	Date of Test	2021-12-28
Factor	BBHA 9120D (1GHz~18GHz)_2021	Temp. / Humidity	26.9°C/46.9%
Polarity	Vertical	Site / Test Engineer	AC1 / Jay Chu
Test Mode	Transmit by 802.11ac-VHT80 at Channel 5530MHz	Test Voltage	120V/60Hz

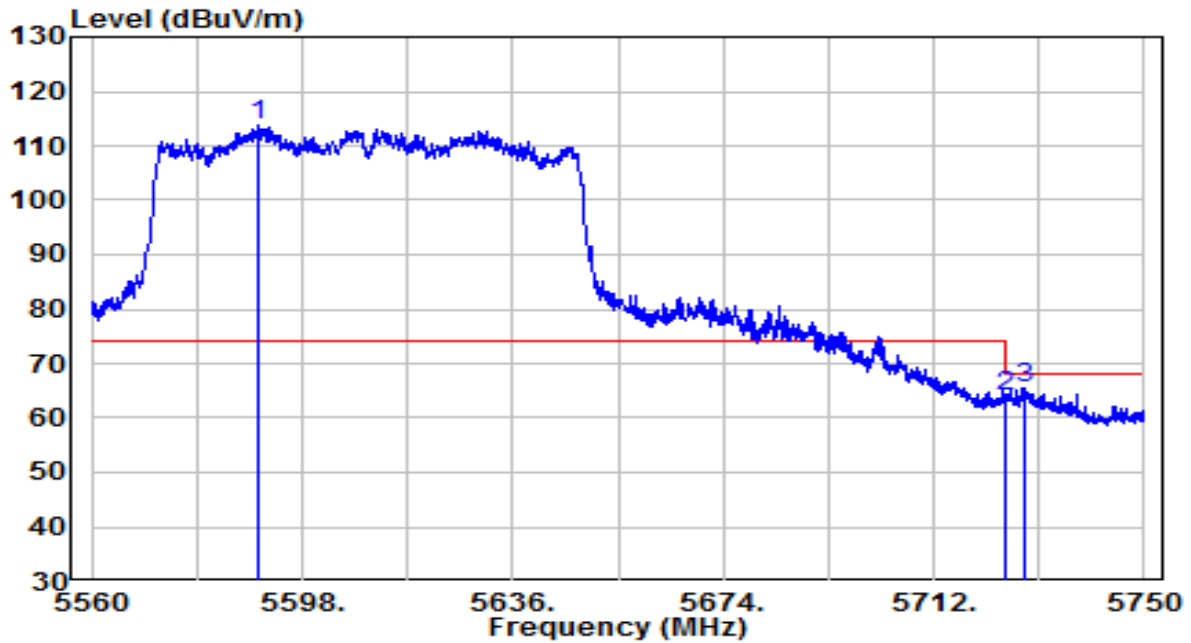


No	Frequency (MHz)	Reading (dBμV)	C.F (dB/m)	Measurement (dBμV/m)	Margin (dB)	Limit (dBμV/m)	Remark (QP/PK/AV)
1	5452.810	31.29	20.69	51.98	-2.02	54.00	Peak
2	5460.000	29.71	20.70	50.41	-3.59	54.00	Peak
3	* 5532.735	80.80	20.89	101.68	N/A	N/A	Peak

Note:

1. " *", means this data is the worst emission level.
2. C.F (Correction Factor) = Antenna Factor (dB/m) + Cable Loss (dB) – Pre-amplifier(dB).
3. Measurement(dBμV/m) = Reading(dBμV) + C.F (Correction Factor).

EUT	ACCESS POINT	Date of Test	2021-12-28
Factor	BBHA 9120D (1GHz~18GHz)_2021	Temp. / Humidity	25.4°C/46.8%
Polarity	Horizontal	Site / Test Engineer	AC1 / Jay Chu
Test Mode	Transmit by 802.11ac-VHT80 at Channel 5610MHz	Test Voltage	120V/60Hz

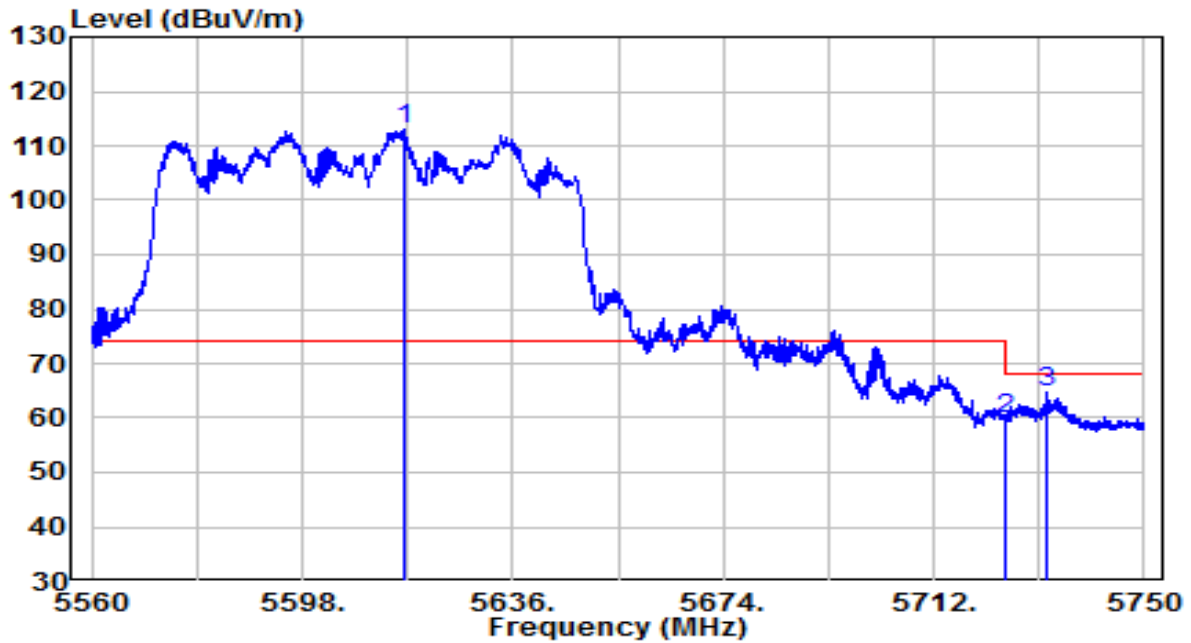


No	Frequency (MHz)	Reading (dB μ V)	C.F (dB/m)	Measurement (dB μ V/m)	Margin (dB)	Limit (dB μ V/m)	Remark (QP/PK/AV)
1	* 5590.210	92.50	21.10	113.60	N/A	N/A	Peak
2	5725.000	42.33	21.59	63.91	-4.29	68.20	Peak
3	5728.340	44.00	21.60	65.60	-2.60	68.20	Peak

Note:

1. " *", means this data is the worst emission level.
2. C.F (Correction Factor) = Antenna Factor (dB/m) + Cable Loss (dB) – Pre-amplifier(dB).
3. Measurement(dB μ V/m) = Reading(dB μ V) + C.F (Correction Factor).

EUT	ACCESS POINT	Date of Test	2021-12-28
Factor	BBHA 9120D (1GHz~18GHz)_2021	Temp. / Humidity	25.4°C/46.8%
Polarity	Vertical	Site / Test Engineer	AC1 / Jay Chu
Test Mode	Transmit by 802.11ac-VHT80 at Channel 5610MHz	Test Voltage	120V/60Hz

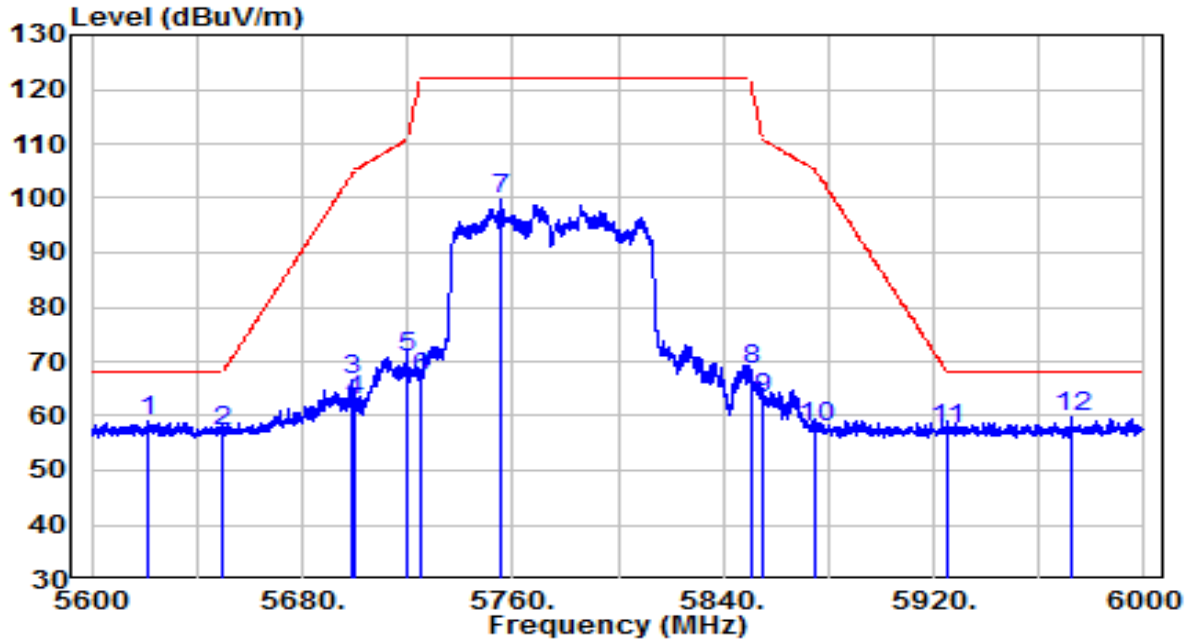


No	Frequency (MHz)	Reading (dBμV)	C.F (dB/m)	Measurement (dBμV/m)	Margin (dB)	Limit (dBμV/m)	Remark (QP/PK/AV)
1	* 5616.430	91.93	21.19	113.12	N/A	N/A	Peak
2	5725.000	38.11	21.59	59.70	-8.50	68.20	Peak
3	5732.330	42.95	21.62	64.57	-3.63	68.20	Peak

Note:

1. " *", means this data is the worst emission level.
2. C.F (Correction Factor) = Antenna Factor (dB/m) + Cable Loss (dB) – Pre-amplifier(dB).
3. Measurement(dBμV/m) = Reading(dBμV) + C.F (Correction Factor).

EUT	ACCESS POINT	Date of Test	2021-12-28
Factor	BBHA 9120D (1GHz~18GHz)_2021	Temp. / Humidity	25.4°C/46.8%
Polarity	Horizontal	Site / Test Engineer	AC1 / Jay Chu
Test Mode	Transmit by 802.11ac-VHT80 at Channel 5775MHz	Test Voltage	120V/60Hz



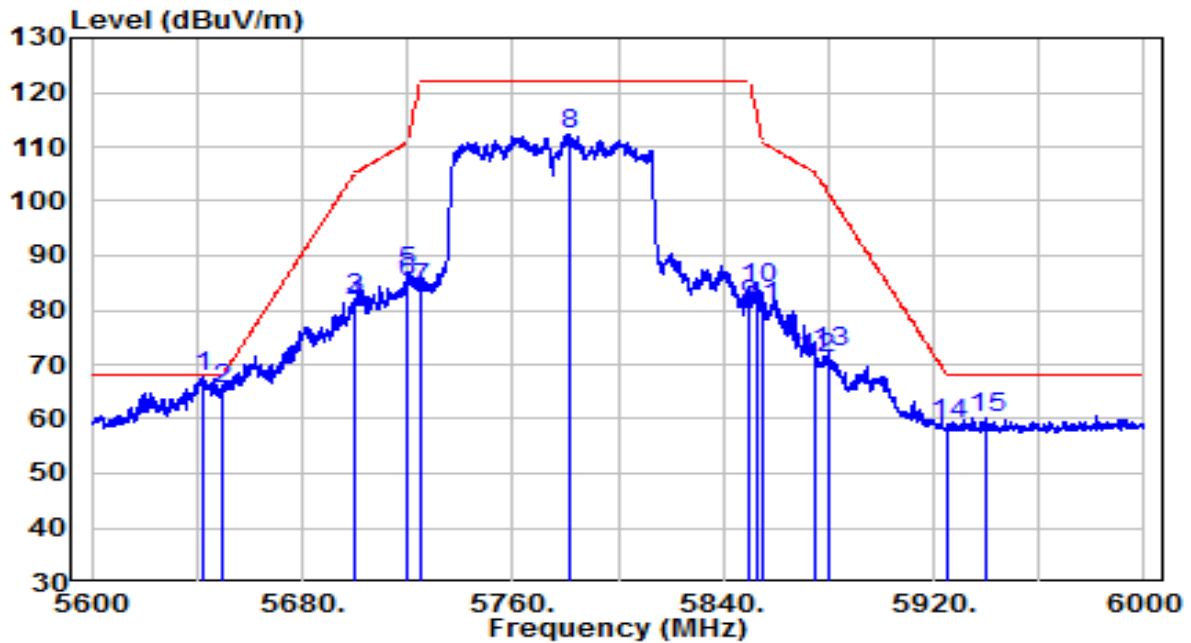
No	Frequency (MHz)	Reading (dB μ V)	C.F (dB/m)	Measurement (dB μ V/m)	Margin (dB)	Limit (dB μ V/m)	Remark (QP/PK/AV)
1	5621.400	37.80	21.21	59.02	-9.18	68.20	Peak
2	5650.000	35.93	21.32	57.25	-10.95	68.20	Peak
3	5699.200	44.93	21.50	66.43	-38.18	104.61	Peak
4	5700.000	41.49	21.50	62.99	-42.21	105.20	Peak
5	5720.000	49.36	21.57	70.93	-39.87	110.80	Peak
6	5725.000	45.43	21.59	67.02	-55.18	122.20	Peak
7	5755.000	77.96	21.70	99.65	N/A	N/A	Peak
8	5850.600	46.59	22.05	68.64	-52.20	120.83	Peak
9	5855.000	41.30	22.06	63.37	-47.43	110.80	Peak
10	5875.000	35.69	22.14	57.82	-47.38	105.20	Peak
11	5925.000	35.11	22.32	57.42	-10.78	68.20	Peak
12	* 5972.600	37.29	22.49	59.78	-8.42	68.20	Peak

Note:

1. " *", means this data is the worst emission level.

2. C.F (Correction Factor) = Antenna Factor (dB/m) + Cable Loss (dB) – Preamplifier(dB).
3. Measurement(dB μ V/m) = Reading(dB μ V) + C.F (Correction Factor).

EUT	ACCESS POINT	Date of Test	2021-12-28
Factor	BBHA 9120D (1GHz~18GHz)_2021	Temp. / Humidity	25.4°C/46.8%
Polarity	Vertical	Site / Test Engineer	AC1 / Jay Chu
Test Mode	Transmit by 802.11ac-VHT80 at Channel 5775MHz	Test Voltage	120V/60Hz



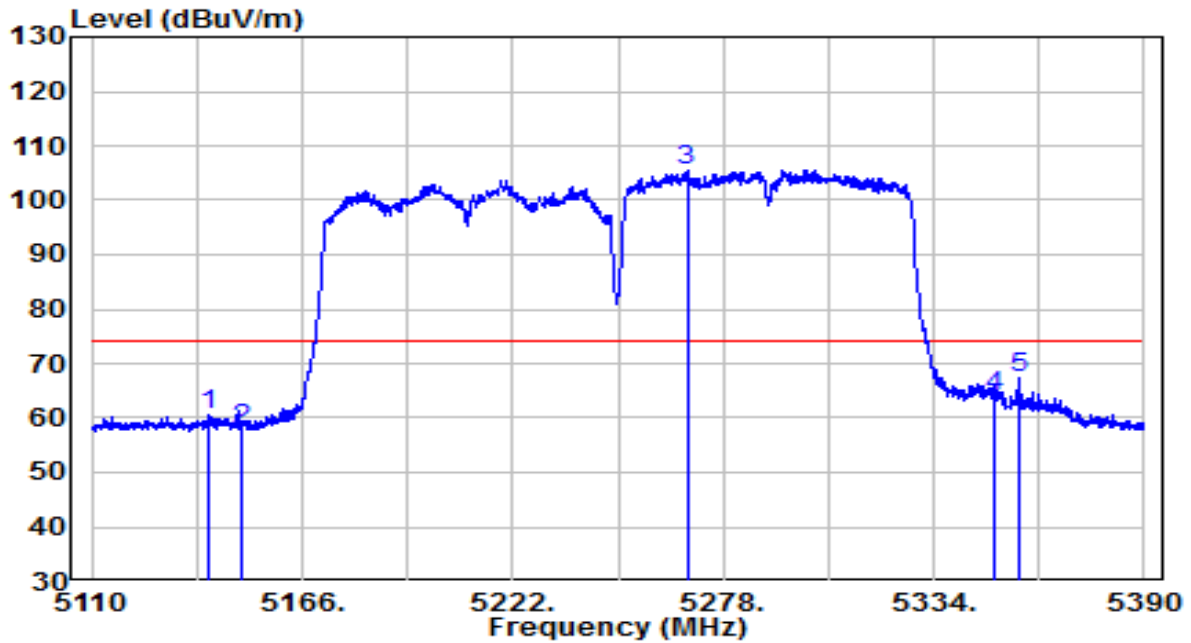
No	Frequency (MHz)	Reading (dB μ V)	C.F (dB/m)	Measurement (dB μ V/m)	Margin (dB)	Limit (dB μ V/m)	Remark (QP/PK/AV)
1	* 5642.800	46.33	21.29	67.62	-0.58	68.20	Peak
2	5650.000	44.22	21.32	65.54	-2.66	68.20	Peak
3	5699.600	60.54	21.50	82.04	-22.86	104.91	Peak
4	5700.000	59.41	21.50	80.91	-24.29	105.20	Peak
5	5719.600	65.59	21.57	87.16	-23.52	110.69	Peak
6	5720.000	63.62	21.57	85.19	-25.61	110.80	Peak
7	5725.000	62.52	21.59	84.11	-38.09	122.20	Peak
8	5781.200	90.53	21.79	112.32	N/A	N/A	Peak
9	5850.000	59.09	22.04	81.13	-41.07	122.20	Peak
10	5853.400	61.91	22.06	83.97	-30.48	114.45	Peak
11	5855.000	58.67	22.06	80.73	-30.07	110.80	Peak
12	5875.000	48.84	22.14	70.97	-34.23	105.20	Peak
13	5880.200	50.12	22.15	72.27	-29.07	101.34	Peak
14	5925.000	36.62	22.32	58.94	-9.26	68.20	Peak

15	5940.000	37.84	22.37	60.21	-7.99	68.20	Peak
----	----------	-------	-------	-------	-------	-------	------

Note:

1. "*" means this data is the worst emission level.
2. C.F (Correction Factor) = Antenna Factor (dB/m) + Cable Loss (dB) – Preamplifier(dB).
3. Measurement(dB μ V/m) = Reading(dB μ V) + C.F (Correction Factor).

EUT	ACCESS POINT	Date of Test	2021-12-28
Factor	BBHA 9120D (1GHz~18GHz)_2021	Temp. / Humidity	25.7°C/48.4%
Polarity	Horizontal	Site / Test Engineer	AC1 / Jay Chu
Test Mode	Transmit by 802.11ac-VHT80+80 at Channel 5210+5290MHz	Test Voltage	120V/60Hz

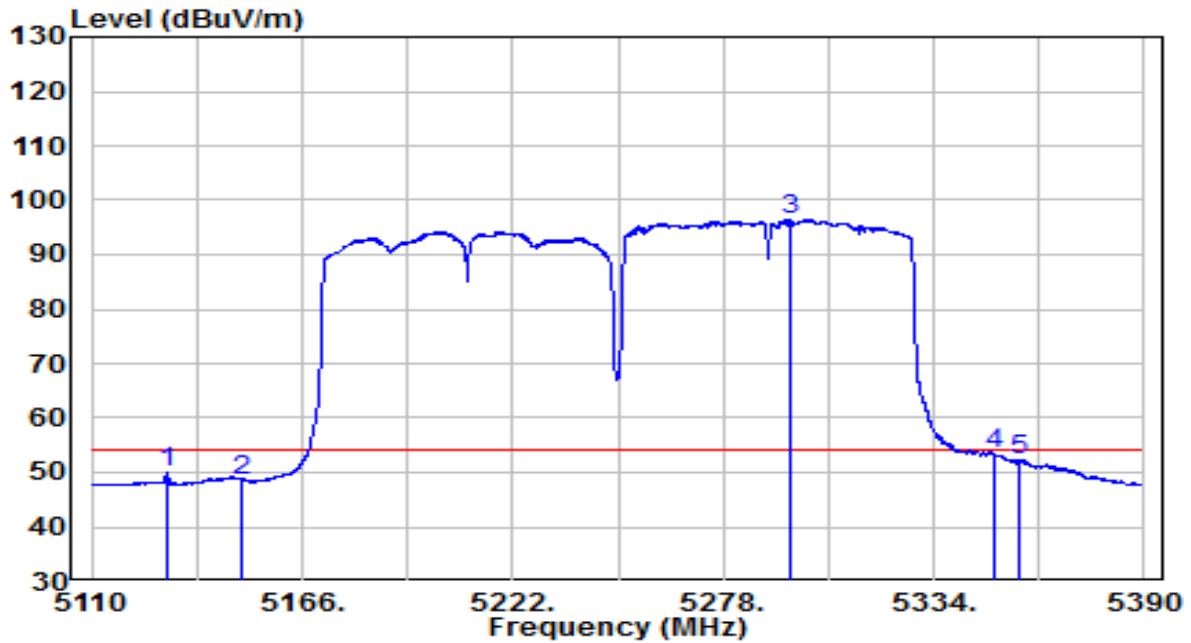


No	Frequency (MHz)	Reading (dBμV)	C.F (dB/m)	Measurement (dBμV/m)	Margin (dB)	Limit (dBμV/m)	Remark (QP/PK/AV)
1	5140.800	40.48	20.18	60.66	-13.34	74.00	Peak
2	5150.000	37.87	20.20	58.06	-15.94	74.00	Peak
3	* 5268.340	85.19	20.39	105.58	N/A	N/A	Peak
4	5350.000	43.52	20.52	64.04	-9.96	74.00	Peak
5	5356.400	46.65	20.53	67.19	-6.81	74.00	Peak

Note:

1. " *", means this data is the worst emission level.
2. C.F (Correction Factor) = Antenna Factor (dB/m) + Cable Loss (dB) – Preamplifier(dB).
3. Measurement(dBμV/m) = Reading(dBμV) + C.F (Correction Factor).

EUT	ACCESS POINT	Date of Test	2021-12-28
Factor	BBHA 9120D (1GHz~18GHz)_2021	Temp. / Humidity	25.7°C/48.4%
Polarity	Horizontal	Site / Test Engineer	AC1 / Jay Chu
Test Mode	Transmit by 802.11ac-VHT80+80 at Channel 5210+5290MHz	Test Voltage	120V/60Hz

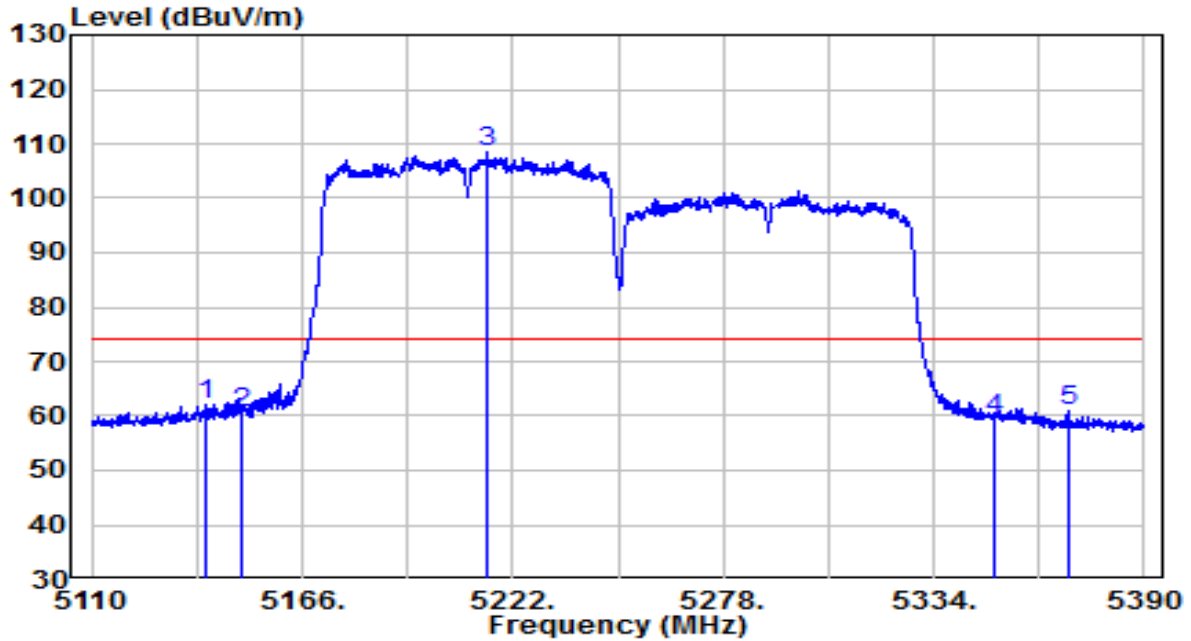


No	Frequency (MHz)	Reading (dB μ V)	C.F (dB/m)	Measurement (dB μ V/m)	Margin (dB)	Limit (dB μ V/m)	Remark (QP/PK/AV)
1	5130.020	29.82	20.16	49.99	-4.01	54.00	Average
2	5150.000	28.36	20.20	48.55	-5.45	54.00	Average
3	* 5295.780	75.91	20.44	96.35	N/A	N/A	Average
4	5349.960	32.78	20.52	53.30	-0.70	54.00	Average
5	5356.960	31.87	20.54	52.40	-1.60	54.00	Average

Note:

1. " *", means this data is the worst emission level.
2. C.F (Correction Factor) = Antenna Factor (dB/m) + Cable Loss (dB) – Preamplifier(dB).
3. Measurement(dB μ V/m) = Reading(dB μ V) + C.F (Correction Factor).

EUT	ACCESS POINT	Date of Test	2021-12-28
Factor	BBHA 9120D (1GHz~18GHz)_2021	Temp. / Humidity	25.7°C/48.4%
Polarity	Vertical	Site / Test Engineer	AC1 / Jay Chu
Test Mode	Transmit by 802.11ac-VHT80+80 at Channel 5210+5290MHz	Test Voltage	120V/60Hz

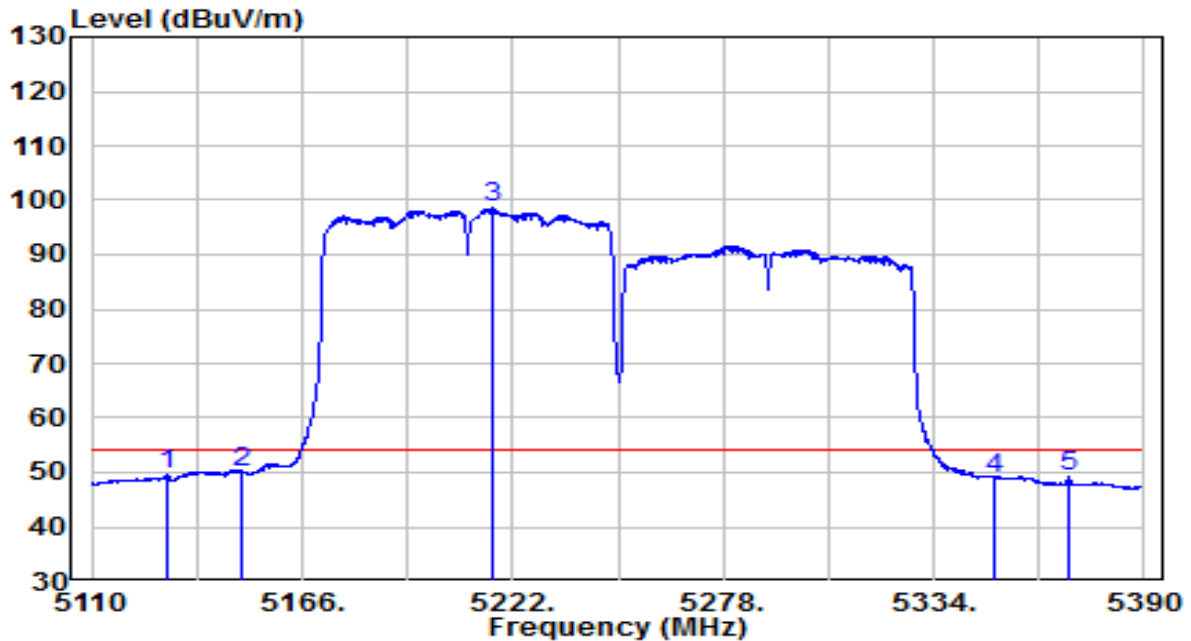


No	Frequency (MHz)	Reading (dBμV)	C.F (dB/m)	Measurement (dBμV/m)	Margin (dB)	Limit (dBμV/m)	Remark (QP/PK/AV)
1	5140.100	41.98	20.18	62.16	-11.84	74.00	Peak
2	5150.000	40.37	20.20	60.57	-13.43	74.00	Peak
3	* 5215.000	88.09	20.30	108.39	N/A	N/A	Peak
4	5350.000	38.95	20.52	59.47	-14.53	74.00	Peak
5	5369.980	40.55	20.56	61.11	-12.89	74.00	Peak

Note:

1. " *", means this data is the worst emission level.
2. C.F (Correction Factor) = Antenna Factor (dB/m) + Cable Loss (dB) – Preamplifier(dB).
3. Measurement(dBμV/m) = Reading(dBμV) + C.F (Correction Factor).

EUT	ACCESS POINT	Date of Test	2021-12-28
Factor	BBHA 9120D (1GHz~18GHz)_2021	Temp. / Humidity	25.7°C/48.4%
Polarity	Vertical	Site / Test Engineer	AC1 / Jay Chu
Test Mode	Transmit by 802.11ac-VHT80+80 at Channel 5210+5290MHz	Test Voltage	120V/60Hz

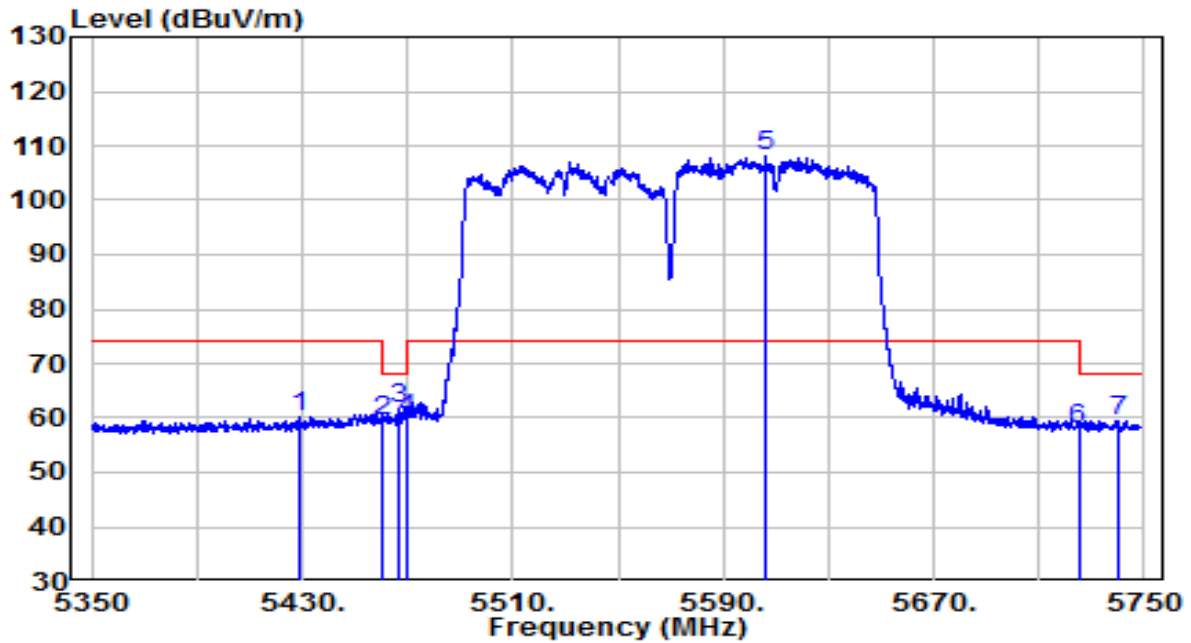


No	Frequency (MHz)	Reading (dB μ V)	C.F (dB/m)	Measurement (dB μ V/m)	Margin (dB)	Limit (dB μ V/m)	Remark (QP/PK/AV)
1	5129.880	29.60	20.16	49.77	-4.23	54.00	Average
2	5150.000	29.96	20.20	50.16	-3.84	54.00	Average
3	* 5216.540	78.19	20.31	98.49	N/A	N/A	Average
4	5350.000	28.50	20.52	49.02	-4.98	54.00	Average
5	5369.980	28.85	20.56	49.41	-4.59	54.00	Average

Note:

1. " *", means this data is the worst emission level.
2. C.F (Correction Factor) = Antenna Factor (dB/m) + Cable Loss (dB) – Preamplifier(dB).
3. Measurement(dB μ V/m) = Reading(dB μ V) + C.F (Correction Factor).

EUT	ACCESS POINT	Date of Test	2021-12-28
Factor	BBHA 9120D (1GHz~18GHz)_2021	Temp. / Humidity	25.7°C/48.4%
Polarity	Horizontal	Site / Test Engineer	AC1 / Jay Chu
Test Mode	Transmit by 802.11ac-VHT80+80 at Channel 5530+5610MHz	Test Voltage	120V/60Hz

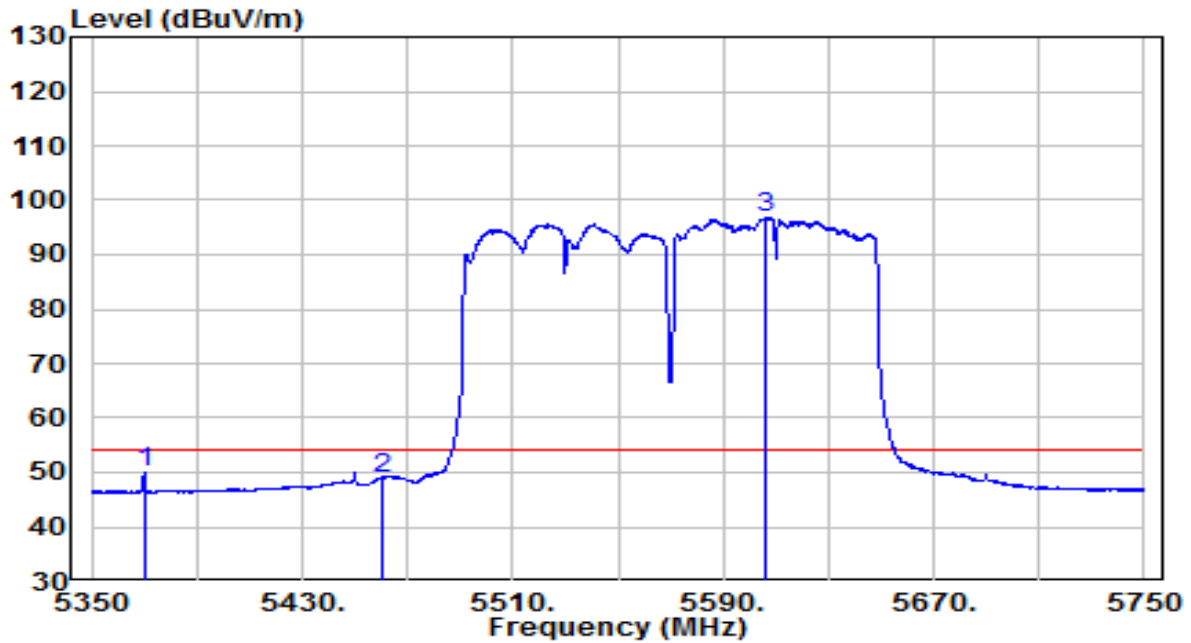


No	Frequency (MHz)	Reading (dBμV)	C.F (dB/m)	Measurement (dBμV/m)	Margin (dB)	Limit (dBμV/m)	Remark (QP/PK/AV)
1	5428.600	39.64	20.65	60.29	-13.71	74.00	Peak
2	5460.000	38.61	20.70	59.32	-8.88	68.20	Peak
3	5467.200	40.81	20.72	61.53	-6.67	68.20	Peak
4	5470.000	39.27	20.72	59.99	-8.21	68.20	Peak
5	* 5606.200	86.88	21.16	108.04	N/A	N/A	Peak
6	5725.000	36.47	21.59	58.05	-10.15	68.20	Peak
7	5740.000	37.87	21.64	59.51	-8.69	68.20	Peak

Note:

1. " *", means this data is the worst emission level.
2. C.F (Correction Factor) = Antenna Factor (dB/m) + Cable Loss (dB) – Preamplifier(dB).
3. Measurement(dBμV/m) = Reading(dBμV) + C.F (Correction Factor).

EUT	ACCESS POINT	Date of Test	2021-12-28
Factor	BBHA 9120D (1GHz~18GHz)_2021	Temp. / Humidity	25.7°C/48.4%
Polarity	Horizontal	Site / Test Engineer	AC1 / Jay Chu
Test Mode	Transmit by 802.11ac-VHT80+80 at Channel 5530+5610MHz	Test Voltage	120V/60Hz

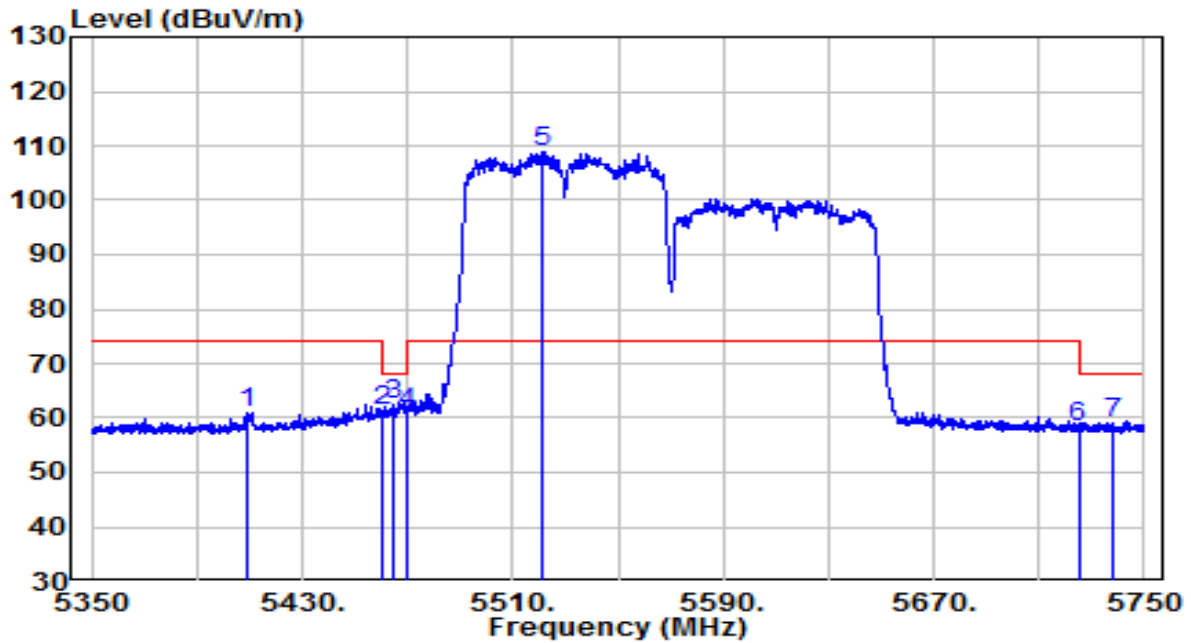


No	Frequency (MHz)	Reading (dB μ V)	C.F (dB/m)	Measurement (dB μ V/m)	Margin (dB)	Limit (dB μ V/m)	Remark (QP/PK/AV)
1	5370.000	29.40	20.56	49.96	-4.04	54.00	Average
2	5460.000	28.31	20.70	49.01	-4.99	54.00	Average
3	* 5606.000	75.64	21.16	96.80	N/A	N/A	Average

Note:

1. " *", means this data is the worst emission level.
2. C.F (Correction Factor) = Antenna Factor (dB/m) + Cable Loss (dB) – Preamplifier(dB).
3. Measurement(dB μ V/m) = Reading(dB μ V) + C.F (Correction Factor).

EUT	ACCESS POINT	Date of Test	2021-12-28
Factor	BBHA 9120D (1GHz~18GHz)_2021	Temp. / Humidity	25.7°C/48.4%
Polarity	Vertical	Site / Test Engineer	AC1 / Jay Chu
Test Mode	Transmit by 802.11ac-VHT80+80 at Channel 5530+5610MHz	Test Voltage	120V/60Hz

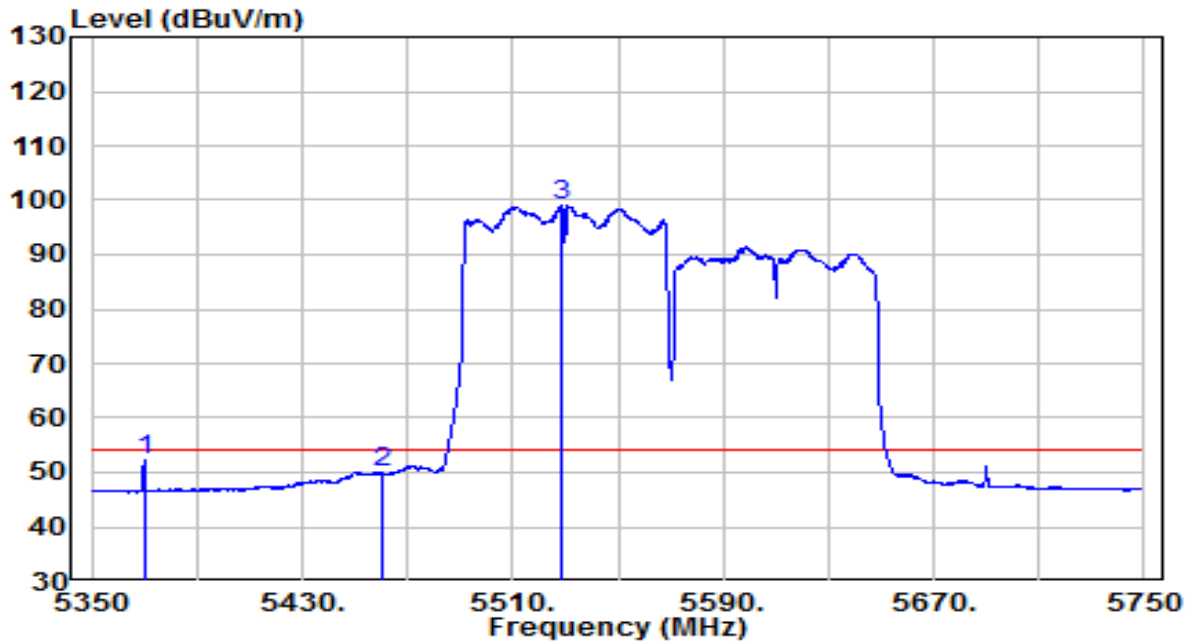


No	Frequency (MHz)	Reading (dB μ V)	C.F (dB/m)	Measurement (dB μ V/m)	Margin (dB)	Limit (dB μ V/m)	Remark (QP/PK/AV)
1	5409.400	40.50	20.62	61.12	-12.88	74.00	Peak
2	5460.000	40.66	20.70	61.36	-6.84	68.20	Peak
3	5464.400	41.81	20.71	62.52	-5.68	68.20	Peak
4	5470.000	40.26	20.72	60.98	-7.22	68.20	Peak
5	* 5521.000	88.07	20.85	108.92	N/A	N/A	Peak
6	5725.000	36.59	21.59	58.18	-10.02	68.20	Peak
7	5738.400	37.48	21.64	59.12	-9.08	68.20	Peak

Note:

1. " *", means this data is the worst emission level.
2. C.F (Correction Factor) = Antenna Factor (dB/m) + Cable Loss (dB) – Preamplifier(dB).
3. Measurement(dB μ V/m) = Reading(dB μ V) + C.F (Correction Factor).

EUT	ACCESS POINT	Date of Test	2021-12-28
Factor	BBHA 9120D (1GHz~18GHz)_2021	Temp. / Humidity	25.7°C/48.4%
Polarity	Vertical	Site / Test Engineer	AC1 / Jay Chu
Test Mode	Transmit by 802.11ac-VHT80+80 at Channel 5530+5610MHz	Test Voltage	120V/60Hz

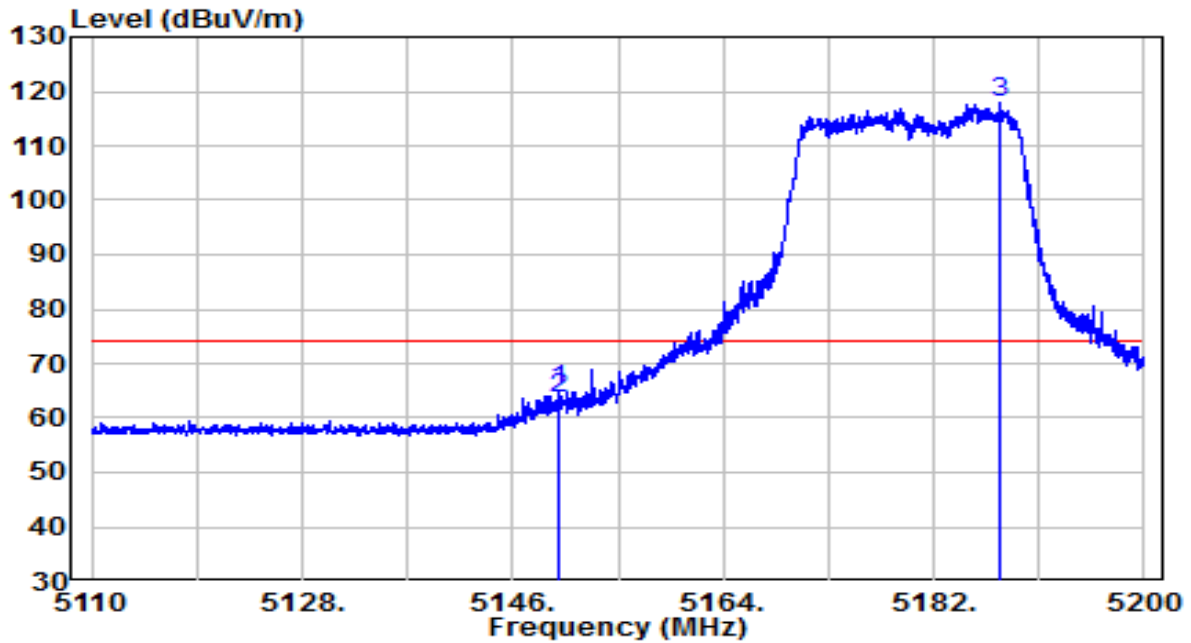


No	Frequency (MHz)	Reading (dB μ V)	C.F (dB/m)	Measurement (dB μ V/m)	Margin (dB)	Limit (dB μ V/m)	Remark (QP/PK/AV)
1	5370.000	31.53	20.56	52.08	-1.92	54.00	Average
2	5460.000	29.23	20.70	49.93	-4.07	54.00	Average
3	* 5528.600	78.08	20.87	98.95	N/A	N/A	Average

Note:

1. " *", means this data is the worst emission level.
2. C.F (Correction Factor) = Antenna Factor (dB/m) + Cable Loss (dB) – Preamplifier(dB).
3. Measurement(dB μ V/m) = Reading(dB μ V) + C.F (Correction Factor).

EUT	ACCESS POINT	Date of Test	2021-12-28
Factor	BBHA 9120D (1GHz~18GHz)_2021	Temp. / Humidity	25.4°C/46.8%
Polarity	Horizontal	Site / Test Engineer	AC1 / Jay Chu
Test Mode	Transmit by 802.11ax-HE20 at Channel 5180MHz	Test Voltage	120V/60Hz

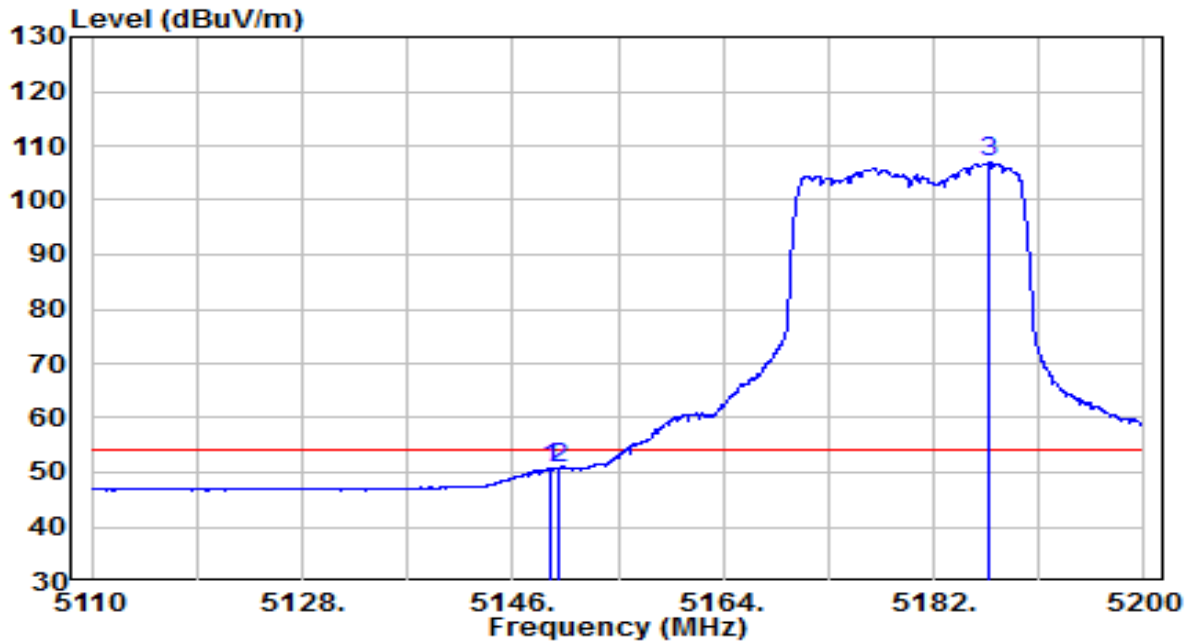


No	Frequency (MHz)	Reading (dB μ V)	C.F (dB/m)	Measurement (dB μ V/m)	Margin (dB)	Limit (dB μ V/m)	Remark (QP/PK/AV)
1	5149.825	44.71	20.20	64.91	-9.09	74.00	Average
2	5150.000	43.43	20.20	63.63	-10.37	74.00	Average
3	* 5187.670	97.54	20.26	117.79	N/A	N/A	Average

Note:

1. " *", means this data is the worst emission level.
2. C.F (Correction Factor) = Antenna Factor (dB/m) + Cable Loss (dB) – Pre-amplifier(dB).
3. Measurement(dB μ V/m) = Reading(dB μ V) + C.F (Correction Factor).

EUT	ACCESS POINT	Date of Test	2021-12-28
Factor	BBHA 9120D (1GHz~18GHz)_2021	Temp. / Humidity	25.4°C/46.8%
Polarity	Horizontal	Site / Test Engineer	AC1 / Jay Chu
Test Mode	Transmit by 802.11ax-HE20 at Channel 5180MHz	Test Voltage	120V/60Hz

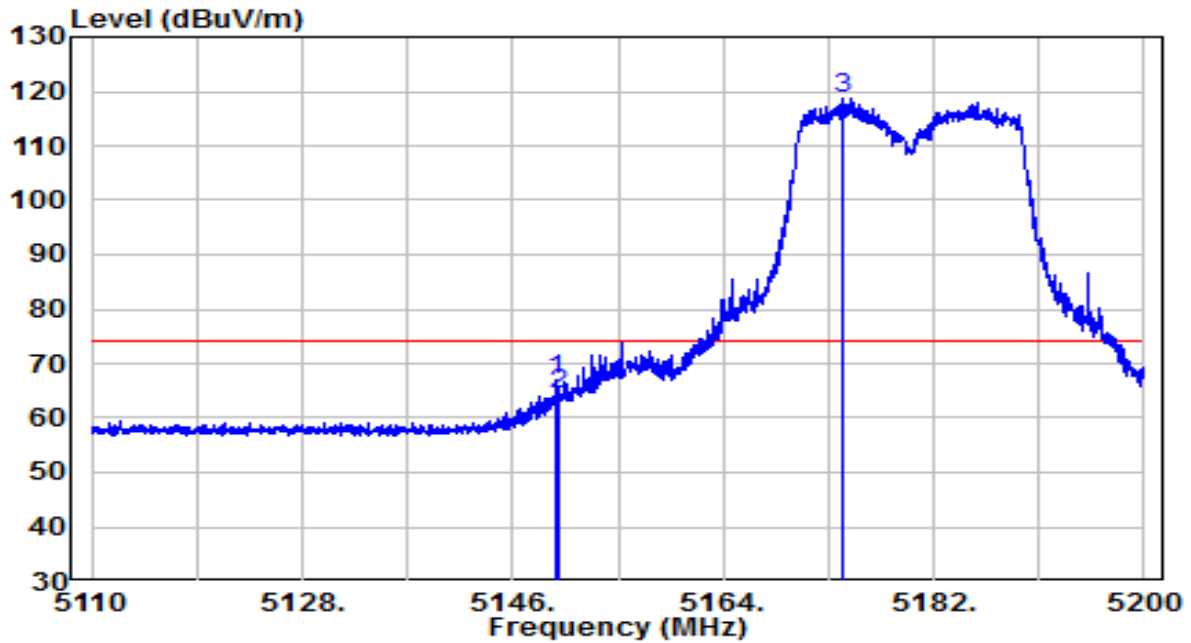


No	Frequency (MHz)	Reading (dB μ V)	C.F (dB/m)	Measurement (dB μ V/m)	Margin (dB)	Limit (dB μ V/m)	Remark (QP/PK/AV)
1	5149.195	30.61	20.19	50.81	-3.19	54.00	Average
2	5150.000	30.62	20.20	50.82	-3.18	54.00	Average
3	* 5186.770	86.55	20.26	106.80	N/A	N/A	Average

Note:

1. " *", means this data is the worst emission level.
2. C.F (Correction Factor) = Antenna Factor (dB/m) + Cable Loss (dB) – Pre-amplifier(dB).
3. Measurement(dB μ V/m) = Reading(dB μ V) + C.F (Correction Factor).

EUT	ACCESS POINT	Date of Test	2021-12-28
Factor	BBHA 9120D (1GHz~18GHz)_2021	Temp. / Humidity	25.4°C/46.8%
Polarity	Vertical	Site / Test Engineer	AC1 / Jay Chu
Test Mode	Transmit by 802.11ax-HE20 at Channel 5180MHz	Test Voltage	120V/60Hz

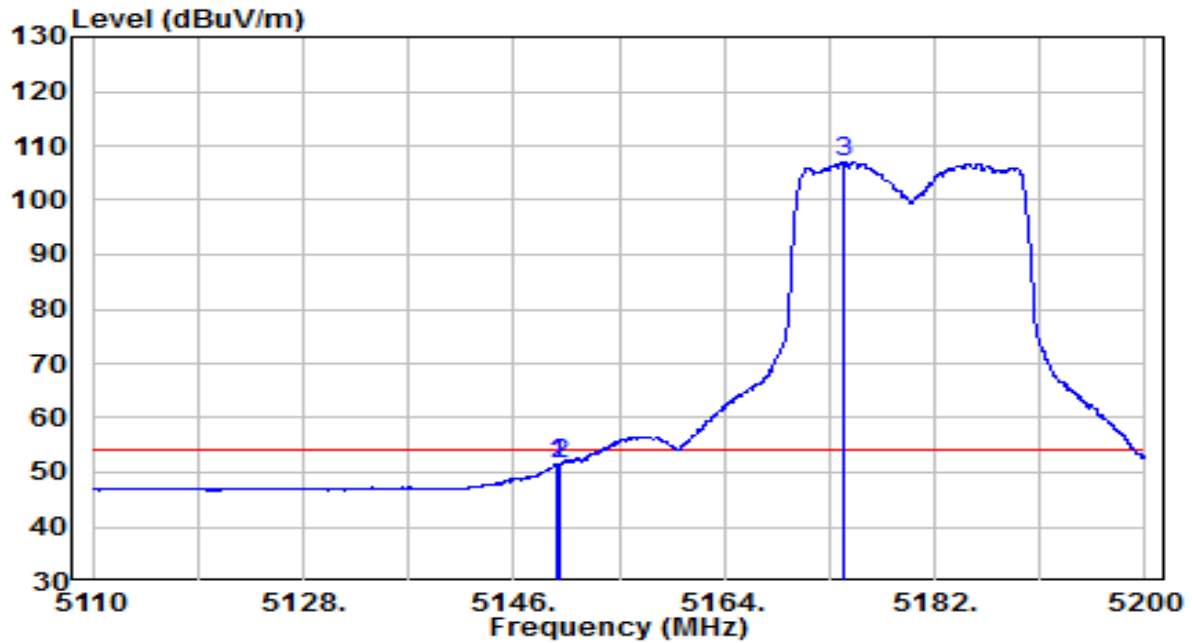


No	Frequency (MHz)	Reading (dBμV)	C.F (dB/m)	Measurement (dBμV/m)	Margin (dB)	Limit (dBμV/m)	Remark (QP/PK/AV)
1	5149.645	46.79	20.20	66.99	-7.01	74.00	Average
2	5150.000	43.97	20.20	64.17	-9.83	74.00	Average
3	* 5174.215	98.54	20.24	118.78	N/A	N/A	Average

Note:

1. " *", means this data is the worst emission level.
2. C.F (Correction Factor) = Antenna Factor (dB/m) + Cable Loss (dB) – Preamplifier(dB).
3. Measurement(dBμV/m) = Reading(dBμV) + C.F (Correction Factor).

EUT	ACCESS POINT	Date of Test	2021-12-28
Factor	BBHA 9120D (1GHz~18GHz)_2021	Temp. / Humidity	25.4°C/46.8%
Polarity	Vertical	Site / Test Engineer	AC1 / Jay Chu
Test Mode	Transmit by 802.11ax-HE20 at Channel 5180MHz	Test Voltage	120V/60Hz

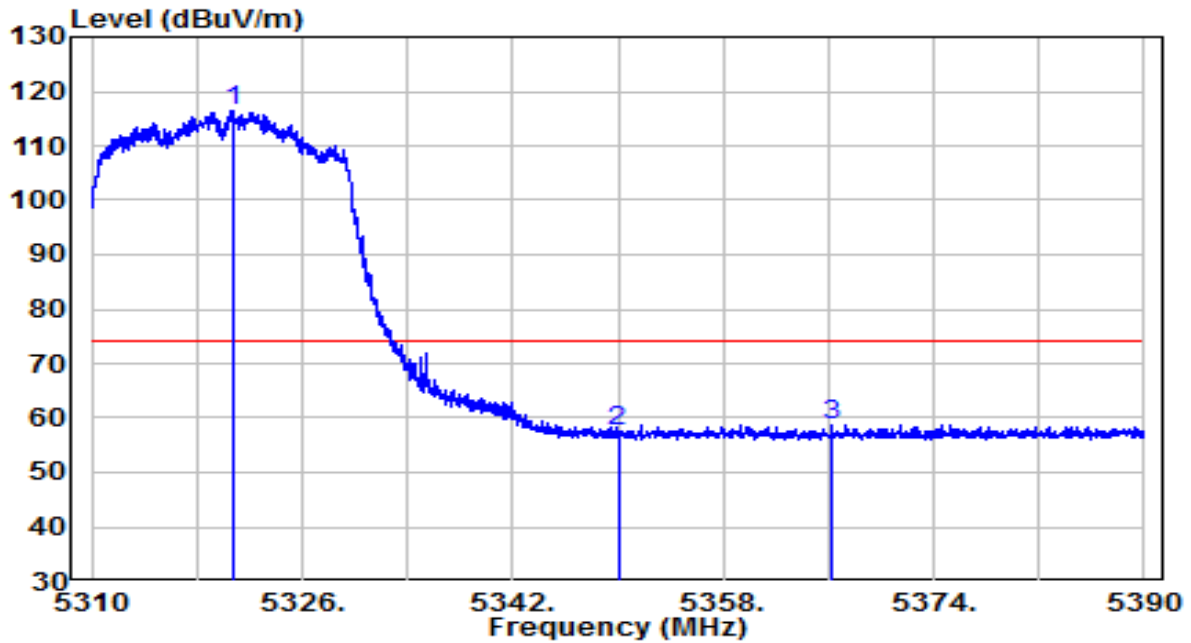


No	Frequency (MHz)	Reading (dB μ V)	C.F (dB/m)	Measurement (dB μ V/m)	Margin (dB)	Limit (dB μ V/m)	Remark (QP/PK/AV)
1	5149.645	31.26	20.20	51.45	-2.55	54.00	Average
2	5150.000	31.25	20.20	51.45	-2.55	54.00	Average
3	* 5174.305	86.88	20.24	107.11	N/A	N/A	Average

Note:

1. " *", means this data is the worst emission level.
2. C.F (Correction Factor) = Antenna Factor (dB/m) + Cable Loss (dB) – Pre-amplifier(dB).
3. Measurement(dB μ V/m) = Reading(dB μ V) + C.F (Correction Factor).

EUT	ACCESS POINT	Date of Test	2021-12-28
Factor	BBHA 9120D (1GHz~18GHz)_2021	Temp. / Humidity	25.4°C/46.8%
Polarity	Horizontal	Site / Test Engineer	AC1 / Jay Chu
Test Mode	Transmit by 802.11ax-HE20 at Channel 5320MHz	Test Voltage	120V/60Hz

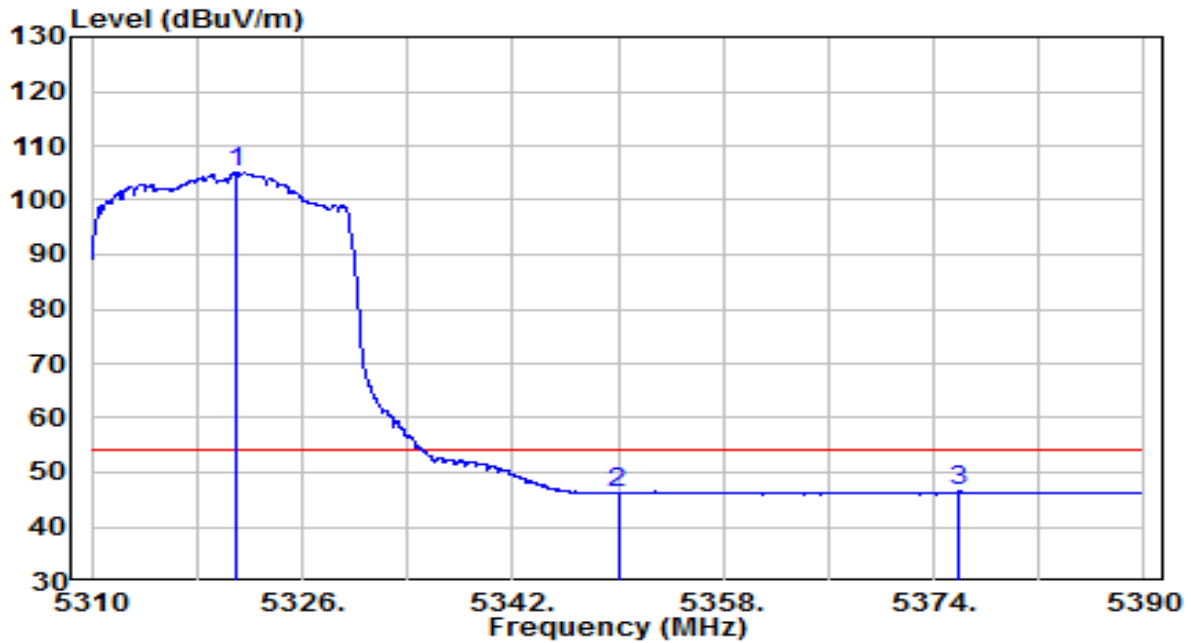


No	Frequency (MHz)	Reading (dB μ V)	C.F (dB/m)	Measurement (dB μ V/m)	Margin (dB)	Limit (dB μ V/m)	Remark (QP/PK/AV)
1	* 5320.760	95.96	20.48	116.43	N/A	N/A	Peak
2	5350.000	37.08	20.52	57.61	-16.39	74.00	Peak
3	5366.320	38.22	20.55	58.77	-15.23	74.00	Peak

Note:

1. " *", means this data is the worst emission level.
2. C.F (Correction Factor) = Antenna Factor (dB/m) + Cable Loss (dB) – Pre-amplifier(dB).
3. Measurement(dB μ V/m) = Reading(dB μ V) + C.F (Correction Factor).

EUT	ACCESS POINT	Date of Test	2021-12-28
Factor	BBHA 9120D (1GHz~18GHz)_2021	Temp. / Humidity	25.4°C/46.8%
Polarity	Horizontal	Site / Test Engineer	AC1 / Jay Chu
Test Mode	Transmit by 802.11ax-HE20 at Channel 5320MHz	Test Voltage	120V/60Hz

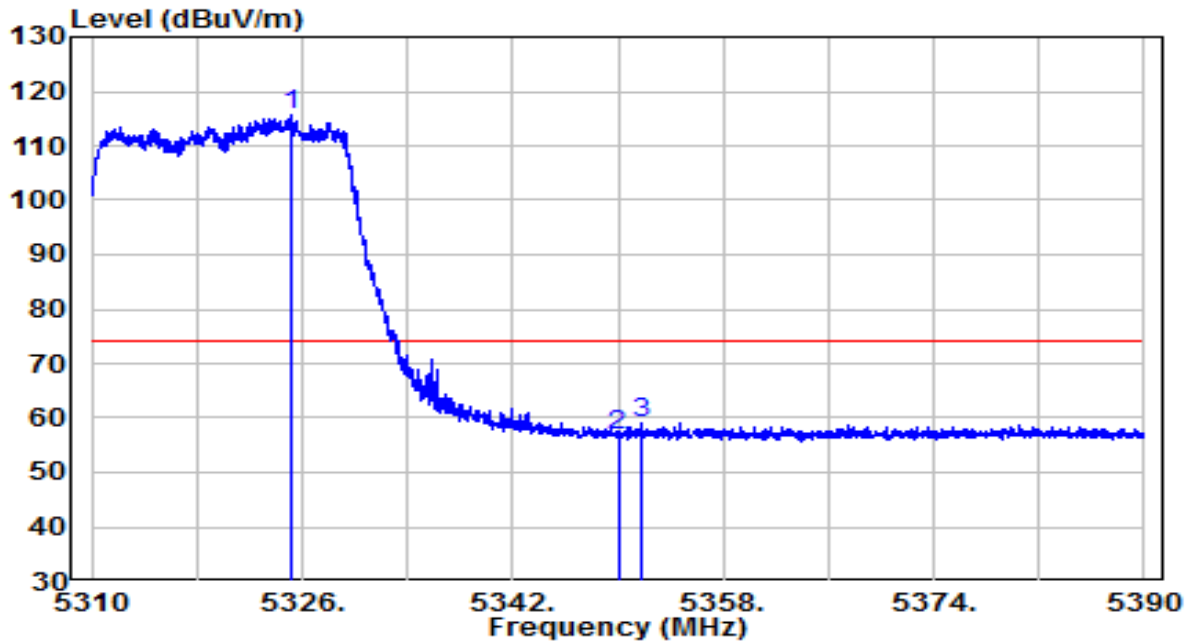


No	Frequency (MHz)	Reading (dB μ V)	C.F (dB/m)	Measurement (dB μ V/m)	Margin (dB)	Limit (dB μ V/m)	Remark (QP/PK/AV)
1	* 5321.040	84.65	20.48	105.13	N/A	N/A	Average
2	5350.000	25.75	20.52	46.27	-7.73	54.00	Average
3	5375.960	25.91	20.57	46.48	-7.52	54.00	Average

Note:

1. " *", means this data is the worst emission level.
2. C.F (Correction Factor) = Antenna Factor (dB/m) + Cable Loss (dB) – Preamplifier(dB).
3. Measurement(dB μ V/m) = Reading(dB μ V) + C.F (Correction Factor).

EUT	ACCESS POINT	Date of Test	2021-12-28
Factor	BBHA 9120D (1GHz~18GHz)_2021	Temp. / Humidity	25.4°C/46.8%
Polarity	Vertical	Site / Test Engineer	AC1 / Jay Chu
Test Mode	Transmit by 802.11ax-HE20 at Channel 5320MHz	Test Voltage	120V/60Hz

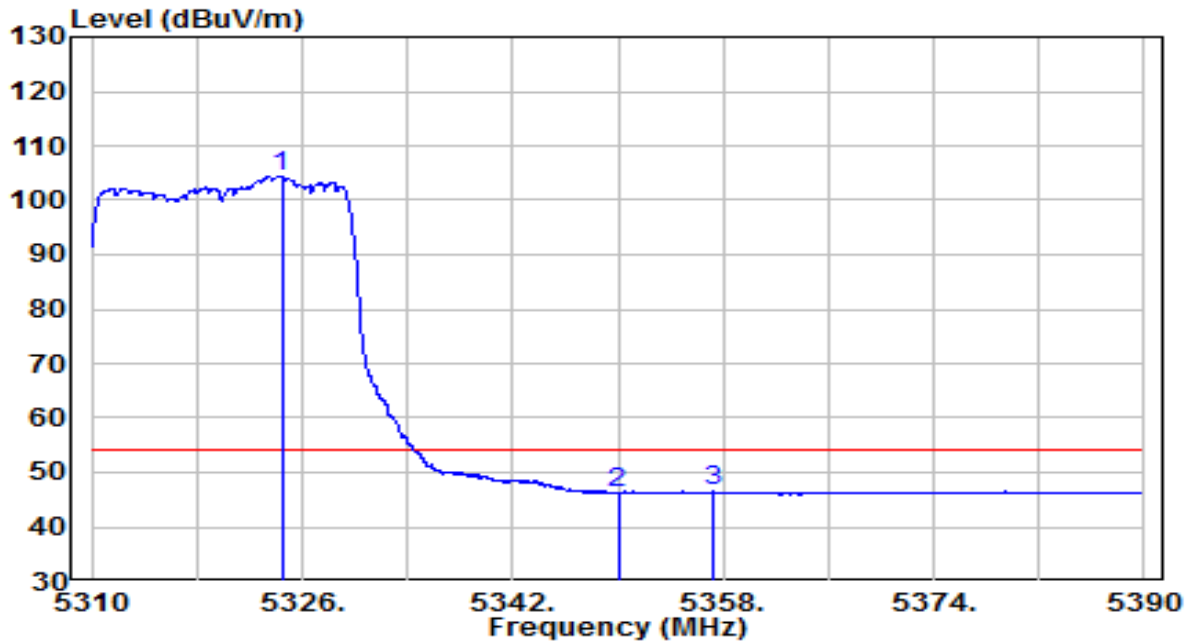


No	Frequency (MHz)	Reading (dBμV)	C.F (dB/m)	Measurement (dBμV/m)	Margin (dB)	Limit (dBμV/m)	Remark (QP/PK/AV)
1	* 5325.160	95.09	20.48	115.58	N/A	N/A	Peak
2	5350.000	36.43	20.52	56.95	-17.05	74.00	Peak
3	5351.800	38.49	20.53	59.01	-14.99	74.00	Peak

Note:

1. " *", means this data is the worst emission level.
2. C.F (Correction Factor) = Antenna Factor (dB/m) + Cable Loss (dB) – Pre-amplifier(dB).
3. Measurement(dBμV/m) = Reading(dBμV) + C.F (Correction Factor).

EUT	ACCESS POINT	Date of Test	2021-12-28
Factor	BBHA 9120D (1GHz~18GHz)_2021	Temp. / Humidity	25.4°C/46.8%
Polarity	Vertical	Site / Test Engineer	AC1 / Jay Chu
Test Mode	Transmit by 802.11ax-HE20 at Channel 5320MHz	Test Voltage	120V/60Hz

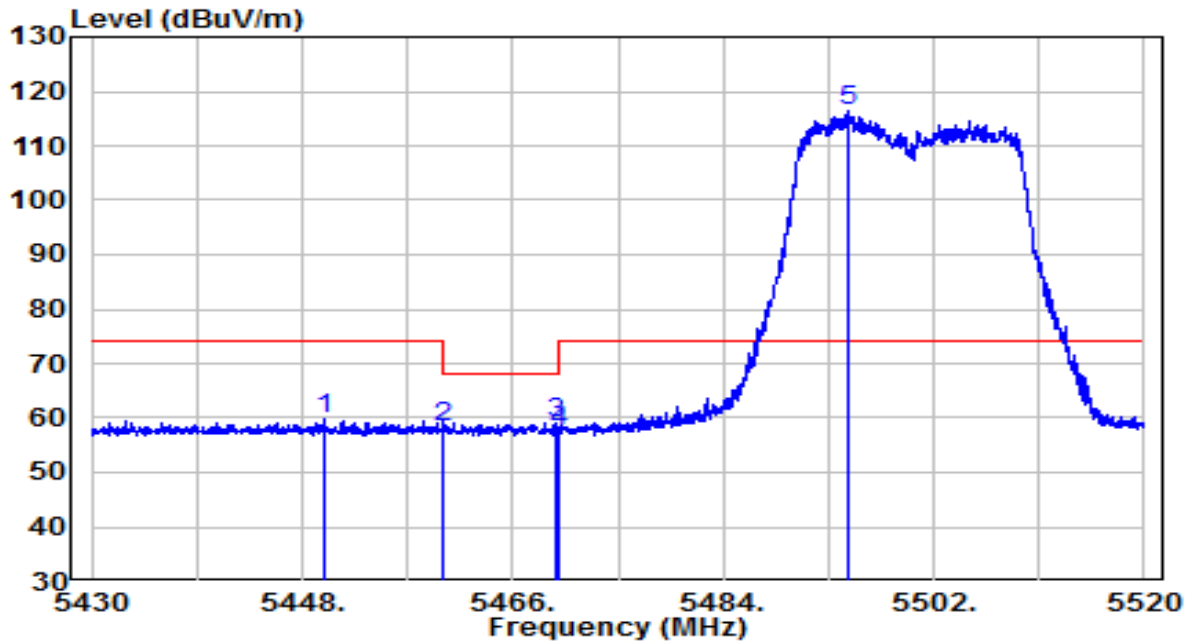


No	Frequency (MHz)	Reading (dB μ V)	C.F (dB/m)	Measurement (dB μ V/m)	Margin (dB)	Limit (dB μ V/m)	Remark (QP/PK/AV)
1	* 5324.440	83.78	20.48	104.26	N/A	N/A	Average
2	5350.000	25.85	20.52	46.37	-7.63	54.00	Average
3	5357.160	25.94	20.54	46.48	-7.52	54.00	Average

Note:

1. " *", means this data is the worst emission level.
2. C.F (Correction Factor) = Antenna Factor (dB/m) + Cable Loss (dB) – Pre-amplifier(dB).
3. Measurement(dB μ V/m) = Reading(dB μ V) + C.F (Correction Factor).

EUT	ACCESS POINT	Date of Test	2021-12-28
Factor	BBHA 9120D (1GHz~18GHz)_2021	Temp. / Humidity	25.4°C/46.8%
Polarity	Horizontal	Site / Test Engineer	AC1 / Jay Chu
Test Mode	Transmit by 802.11ax-HE20 at Channel 5500MHz	Test Voltage	120V/60Hz

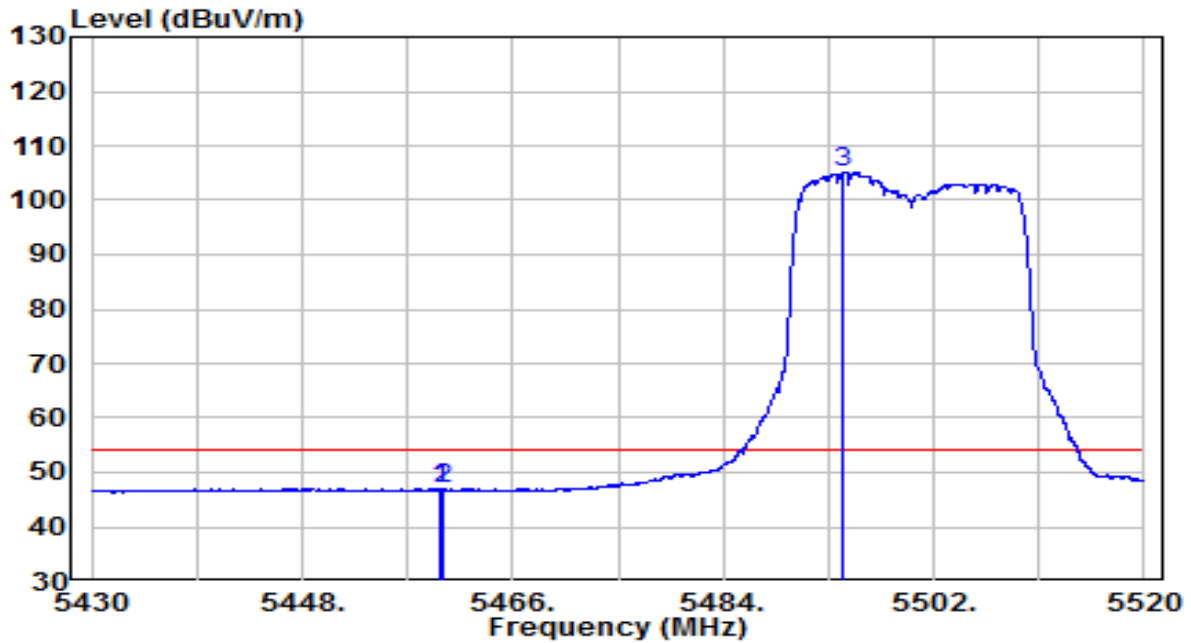


No	Frequency (MHz)	Reading (dBμV)	C.F (dB/m)	Measurement (dBμV/m)	Margin (dB)	Limit (dBμV/m)	Remark (QP/PK/AV)
1	5449.890	38.94	20.69	59.63	-14.37	74.00	Peak
2	5460.000	37.59	20.70	58.29	-9.91	68.20	Peak
3	5469.600	38.39	20.72	59.11	-9.09	68.20	Peak
4	5470.000	36.94	20.72	57.67	-10.53	68.20	Peak
5	* 5494.755	95.66	20.76	116.42	N/A	N/A	Peak

Note:

1. " *", means this data is the worst emission level.
2. C.F (Correction Factor) = Antenna Factor (dB/m) + Cable Loss (dB) – Preamplifier(dB).
3. Measurement(dBμV/m) = Reading(dBμV) + C.F (Correction Factor).

EUT	ACCESS POINT	Date of Test	2021-12-28
Factor	BBHA 9120D (1GHz~18GHz)_2021	Temp. / Humidity	25.4°C/46.8%
Polarity	Horizontal	Site / Test Engineer	AC1 / Jay Chu
Test Mode	Transmit by 802.11ax-HE20 at Channel 5500MHz	Test Voltage	120V/60Hz

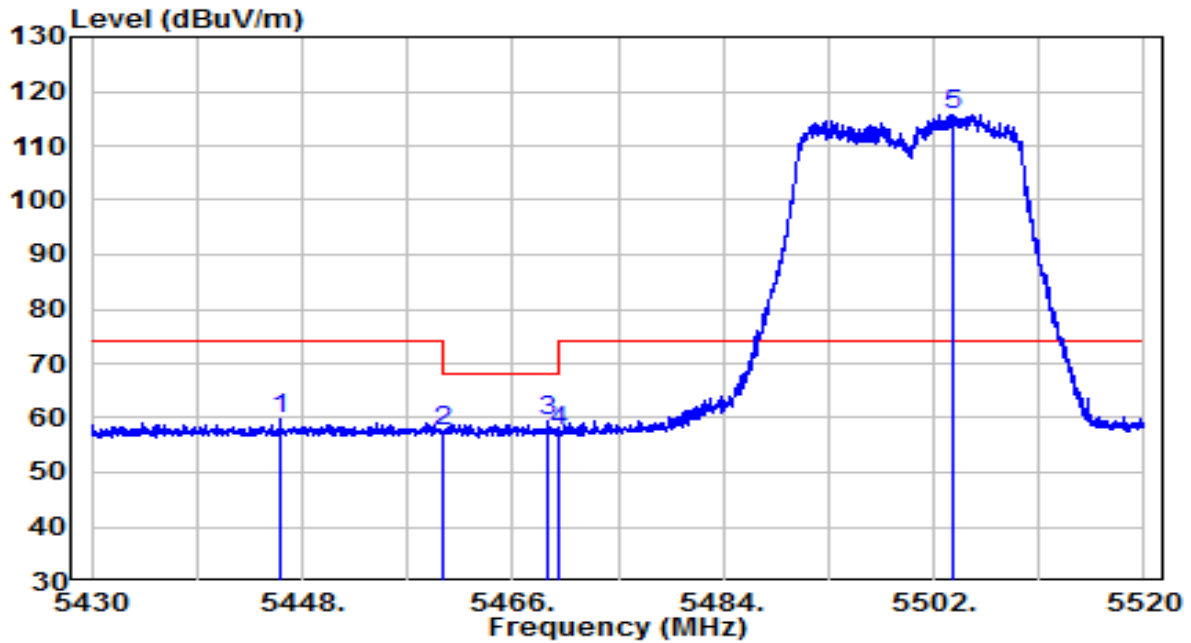


No	Frequency (MHz)	Reading (dB μ V)	C.F (dB/m)	Measurement (dB μ V/m)	Margin (dB)	Limit (dB μ V/m)	Remark (QP/PK/AV)
1	5459.790	26.24	20.70	46.94	-7.06	54.00	Average
2	5460.000	26.10	20.70	46.80	-7.20	54.00	Average
3	* 5494.305	84.23	20.76	104.99	N/A	N/A	Average

Note:

1. " *", means this data is the worst emission level.
2. C.F (Correction Factor) = Antenna Factor (dB/m) + Cable Loss (dB) – Preamplifier(dB).
3. Measurement(dB μ V/m) = Reading(dB μ V) + C.F (Correction Factor).

EUT	ACCESS POINT	Date of Test	2021-12-28
Factor	BBHA 9120D (1GHz~18GHz)_2021	Temp. / Humidity	25.4°C/46.8%
Polarity	Vertical	Site / Test Engineer	AC1 / Jay Chu
Test Mode	Transmit by 802.11ax-HE20 at Channel 5500MHz	Test Voltage	120V/60Hz

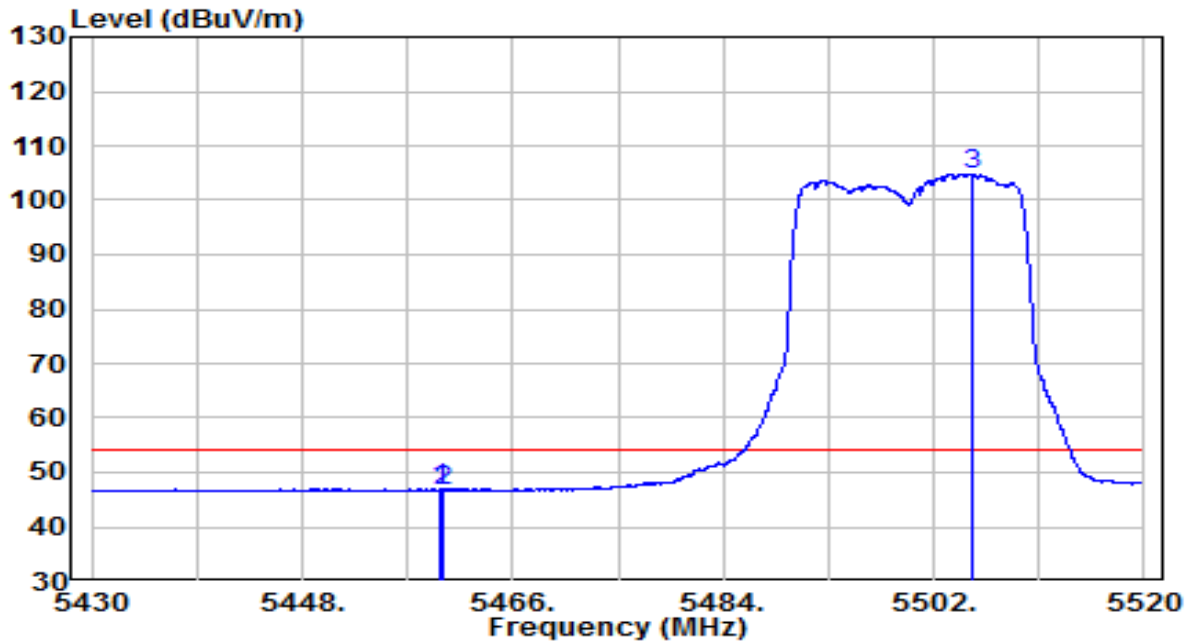


No	Frequency (MHz)	Reading (dB μ V)	C.F (dB/m)	Measurement (dB μ V/m)	Margin (dB)	Limit (dB μ V/m)	Remark (QP/PK/AV)
1	5446.155	38.99	20.68	59.67	-14.33	74.00	Peak
2	5460.000	36.69	20.70	57.40	-10.80	68.20	Peak
3	5469.015	38.77	20.72	59.48	-8.72	68.20	Peak
4	5470.000	36.72	20.72	57.44	-10.76	68.20	Peak
5	* 5503.755	94.96	20.78	115.74	N/A	N/A	Peak

Note:

1. " *", means this data is the worst emission level.
2. C.F (Correction Factor) = Antenna Factor (dB/m) + Cable Loss (dB) – Preamplifier(dB).
3. Measurement(dB μ V/m) = Reading(dB μ V) + C.F (Correction Factor).

EUT	ACCESS POINT	Date of Test	2021-12-28
Factor	BBHA 9120D (1GHz~18GHz)_2021	Temp. / Humidity	25.4°C/46.8%
Polarity	Vertical	Site / Test Engineer	AC1 / Jay Chu
Test Mode	Transmit by 802.11ax-HE20 at Channel 5500MHz	Test Voltage	120V/60Hz

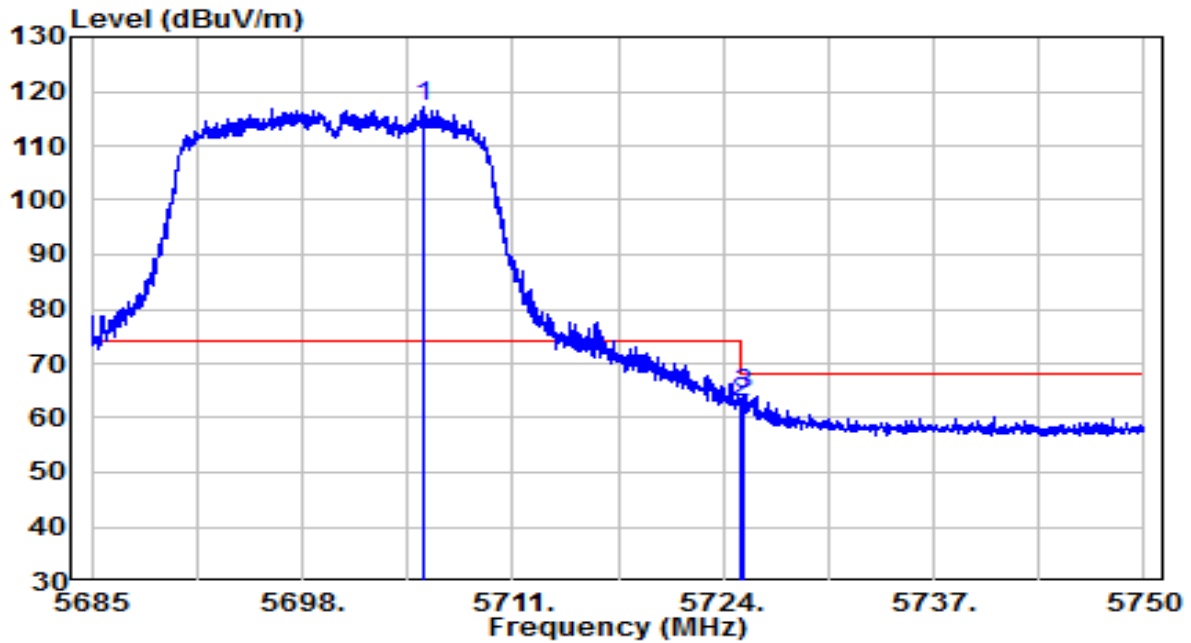


No	Frequency (MHz)	Reading (dB μ V)	C.F (dB/m)	Measurement (dB μ V/m)	Margin (dB)	Limit (dB μ V/m)	Remark (QP/PK/AV)
1	5459.835	26.21	20.70	46.91	-7.09	54.00	Average
2	5460.000	26.01	20.70	46.71	-7.29	54.00	Average
3	* 5505.375	84.05	20.79	104.84	N/A	N/A	Average

Note:

1. " *", means this data is the worst emission level.
2. C.F (Correction Factor) = Antenna Factor (dB/m) + Cable Loss (dB) – Pre-amplifier(dB).
3. Measurement(dB μ V/m) = Reading(dB μ V) + C.F (Correction Factor).

EUT	ACCESS POINT	Date of Test	2021-12-28
Factor	BBHA 9120D (1GHz~18GHz)_2021	Temp. / Humidity	25.4°C/46.8%
Polarity	Horizontal	Site / Test Engineer	AC1 / Jay Chu
Test Mode	Transmit by 802.11ax-HE20 at Channel 5700MHz	Test Voltage	120V/60Hz

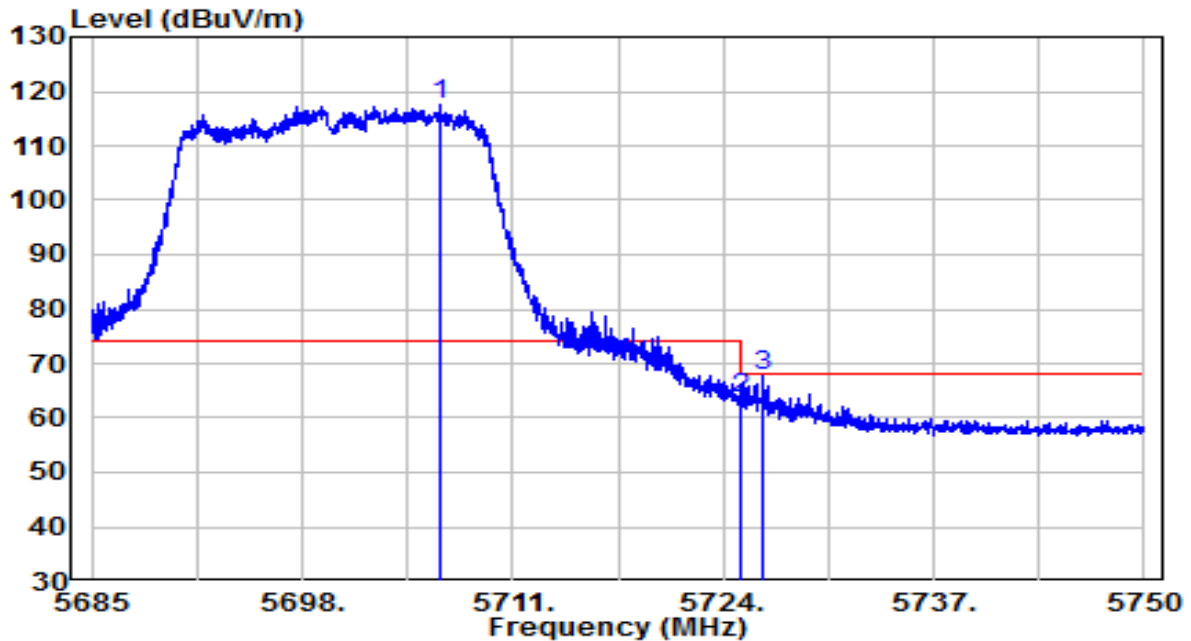


No	Frequency (MHz)	Reading (dBμV)	C.F (dB/m)	Measurement (dBμV/m)	Margin (dB)	Limit (dBμV/m)	Remark (QP/PK/AV)
1	* 5705.540	95.65	21.52	117.17	N/A	N/A	Peak
2	5725.000	41.06	21.59	62.65	-5.55	68.20	Peak
3	5725.203	42.60	21.59	64.19	-4.01	68.20	Peak

Note:

1. " *", means this data is the worst emission level.
2. C.F (Correction Factor) = Antenna Factor (dB/m) + Cable Loss (dB) – Preamplifier(dB).
3. Measurement(dBμV/m) = Reading(dBμV) + C.F (Correction Factor).

EUT	ACCESS POINT	Date of Test	2021-12-28
Factor	BBHA 9120D (1GHz~18GHz)_2021	Temp. / Humidity	25.4°C/46.8%
Polarity	Vertical	Site / Test Engineer	AC1 / Jay Chu
Test Mode	Transmit by 802.11ax-HE20 at Channel 5700MHz	Test Voltage	120V/60Hz

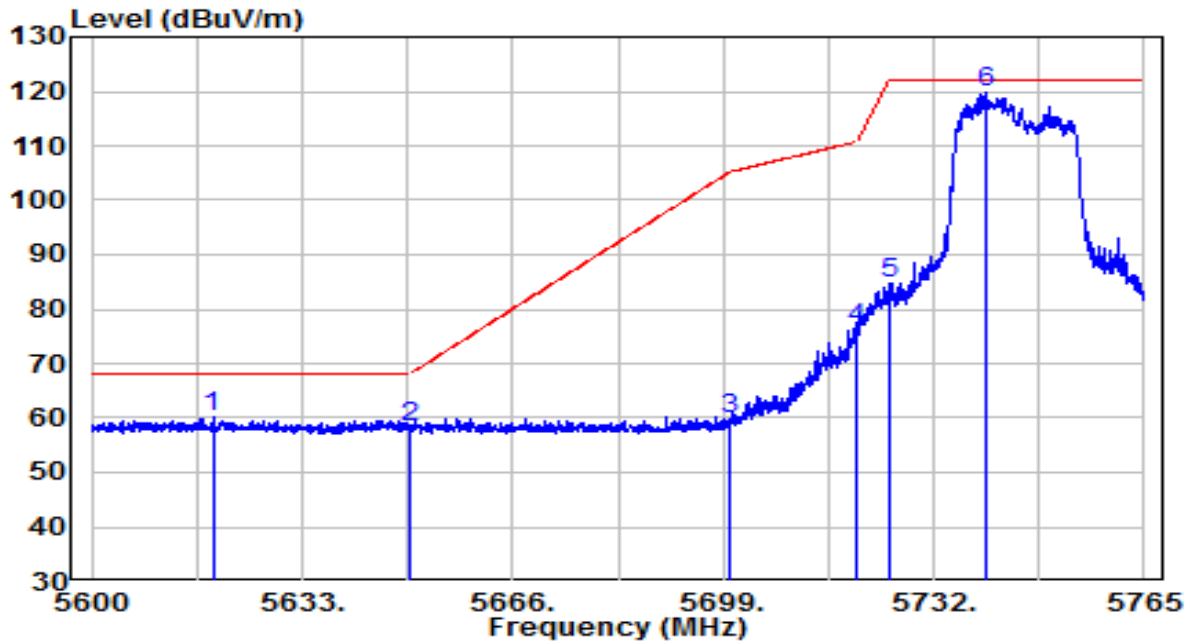


No	Frequency (MHz)	Reading (dBμV)	C.F (dB/m)	Measurement (dBμV/m)	Margin (dB)	Limit (dBμV/m)	Remark (QP/PK/AV)
1	* 5706.547	96.01	21.52	117.53	N/A	N/A	Peak
2	5725.000	42.00	21.59	63.59	-4.61	68.20	Peak
3	5726.502	46.01	21.59	67.61	-0.59	68.20	Peak

Note:

1. " *", means this data is the worst emission level.
2. C.F (Correction Factor) = Antenna Factor (dB/m) + Cable Loss (dB) – Pre-amplifier(dB).
3. Measurement(dBμV/m) = Reading(dBμV) + C.F (Correction Factor).

EUT	ACCESS POINT	Date of Test	2021-12-28
Factor	BBHA 9120D (1GHz~18GHz)_2021	Temp. / Humidity	25.4°C/46.8%
Polarity	Horizontal	Site / Test Engineer	AC1 / Jay Chu
Test Mode	Transmit by 802.11ax-HE20 at Channel 5745MHz	Test Voltage	120V/60Hz

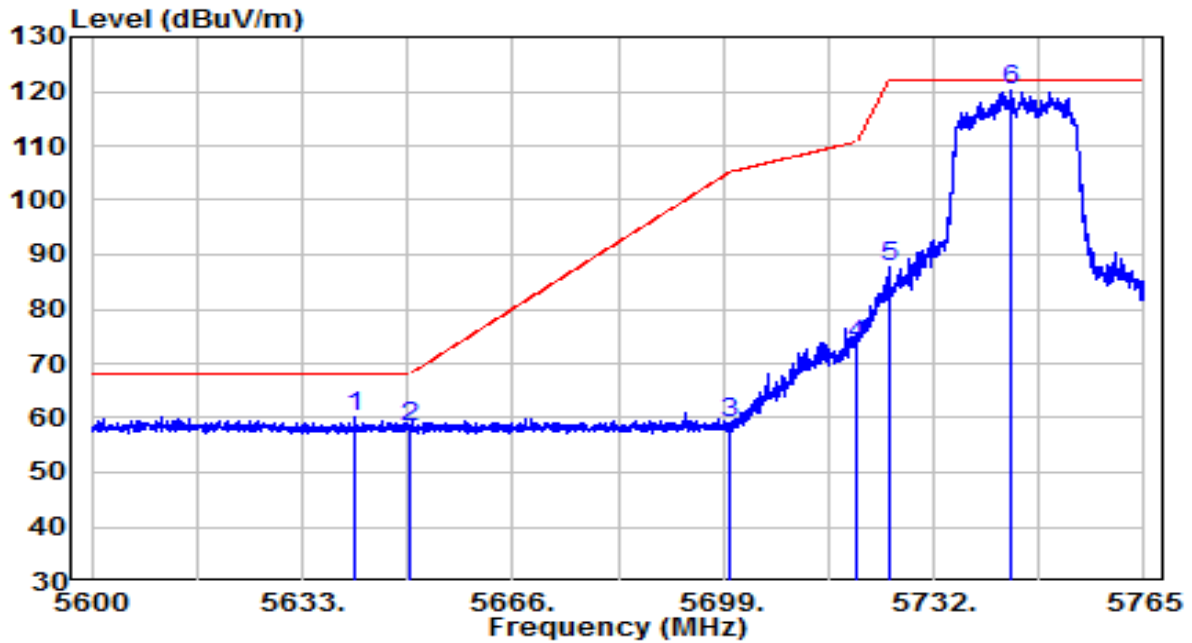


No	Frequency (MHz)	Reading (dBμV)	C.F (dB/m)	Measurement (dBμV/m)	Margin (dB)	Limit (dBμV/m)	Remark (QP/PK/AV)
1	5618.975	38.84	21.20	60.04	-8.16	68.20	Peak
2	5650.000	37.11	21.32	58.42	-9.78	68.20	Peak
3	5700.000	38.39	21.50	59.89	-45.31	105.20	Peak
4	5720.000	54.80	21.57	76.37	-34.43	110.80	Peak
5	5725.000	63.13	21.59	84.72	-37.48	122.20	Peak
6	* 5740.415	98.03	21.65	119.67	N/A	N/A	Peak

Note:

1. " *", means this data is the worst emission level.
2. C.F (Correction Factor) = Antenna Factor (dB/m) + Cable Loss (dB) – Preamplifier(dB).
3. Measurement(dBμV/m) = Reading(dBμV) + C.F (Correction Factor).

EUT	ACCESS POINT	Date of Test	2021-12-28
Factor	BBHA 9120D (1GHz~18GHz)_2021	Temp. / Humidity	25.4°C/46.8%
Polarity	Vertical	Site / Test Engineer	AC1 / Jay Chu
Test Mode	Transmit by 802.11ax-HE20 at Channel 5745MHz	Test Voltage	120V/60Hz

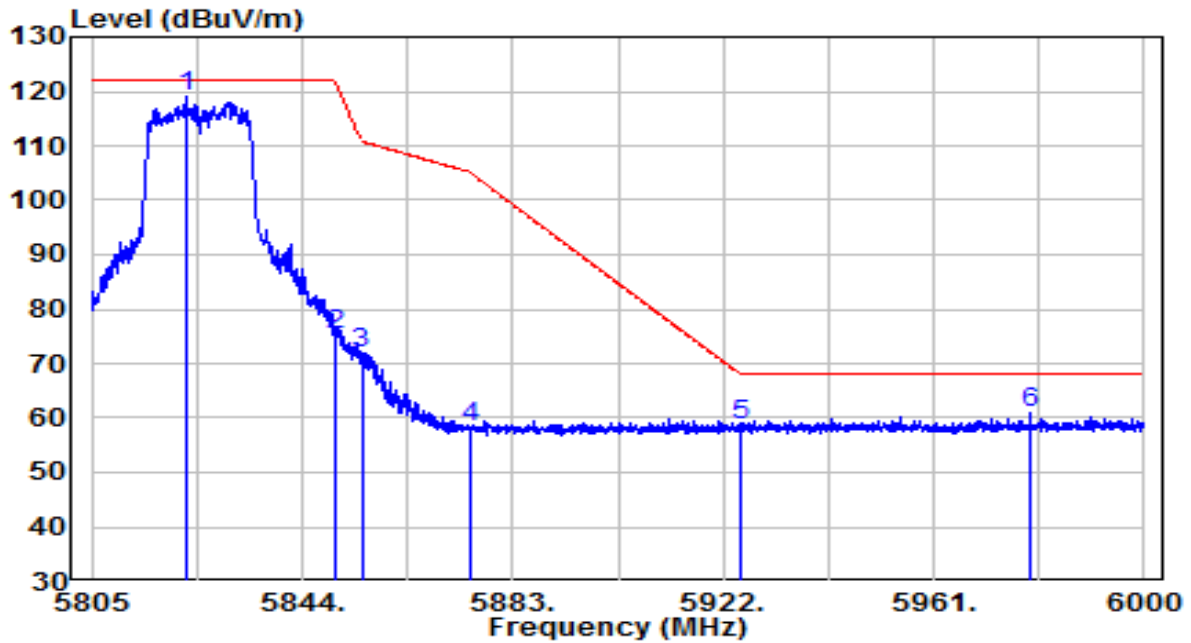


No	Frequency (MHz)	Reading (dB μ V)	C.F (dB/m)	Measurement (dB μ V/m)	Margin (dB)	Limit (dB μ V/m)	Remark (QP/PK/AV)
1	5641.250	38.94	21.28	60.23	-7.97	68.20	Peak
2	5650.000	37.17	21.32	58.49	-9.71	68.20	Peak
3	5700.000	37.61	21.50	59.11	-46.09	105.20	Peak
4	5720.000	51.88	21.57	73.45	-37.35	110.80	Peak
5	5725.000	66.06	21.59	87.65	-34.55	122.20	Peak
6	* 5744.292	98.66	21.66	120.32	N/A	N/A	Peak

Note:

1. " *", means this data is the worst emission level.
2. C.F (Correction Factor) = Antenna Factor (dB/m) + Cable Loss (dB) – Preamplifier(dB).
3. Measurement(dB μ V/m) = Reading(dB μ V) + C.F (Correction Factor).

EUT	ACCESS POINT	Date of Test	2021-12-28
Factor	BBHA 9120D (1GHz~18GHz)_2021	Temp. / Humidity	25.4°C/46.8%
Polarity	Horizontal	Site / Test Engineer	AC1 / Jay Chu
Test Mode	Transmit by 802.11ax-HE20 at Channel 5825MHz	Test Voltage	120V/60Hz

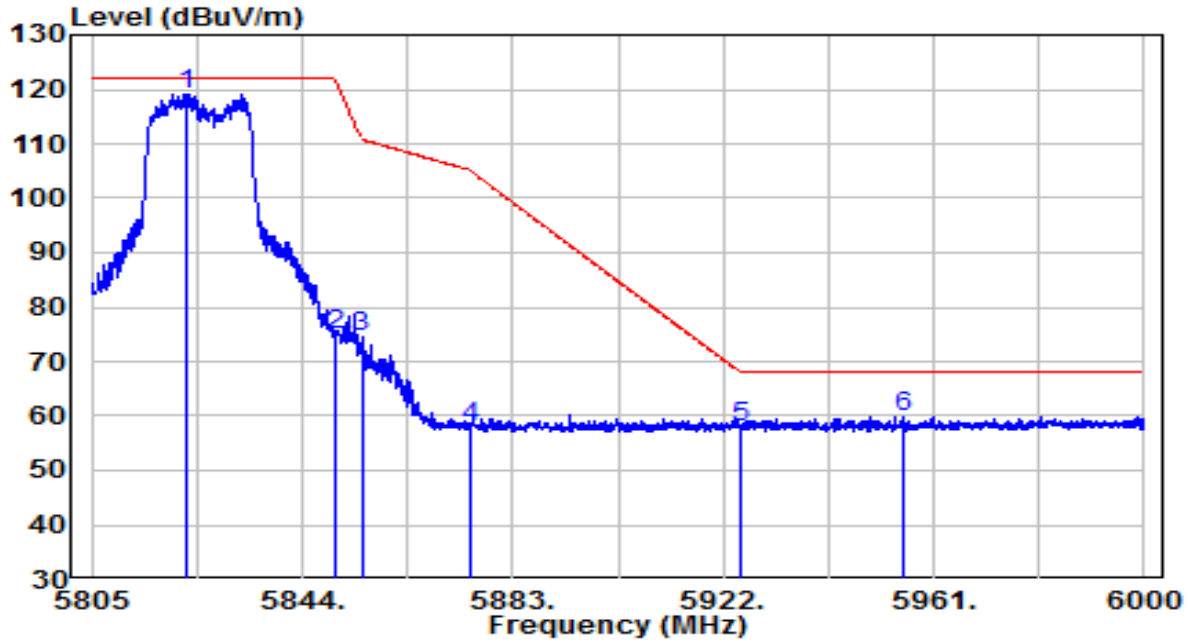


No	Frequency (MHz)	Reading (dB μ V)	C.F (dB/m)	Measurement (dB μ V/m)	Margin (dB)	Limit (dB μ V/m)	Remark (QP/PK/AV)
1	* 5822.550	97.03	21.94	118.97	N/A	N/A	Peak
2	5850.000	53.35	22.04	75.39	-46.81	122.20	Peak
3	5855.000	49.74	22.06	71.80	-39.00	110.80	Peak
4	5875.000	36.19	22.14	58.33	-46.87	105.20	Peak
5	5925.000	36.43	22.32	58.75	-9.45	68.20	Peak
6	5978.940	38.54	22.51	61.05	-7.15	68.20	Peak

Note:

- "*", means this data is the worst emission level.
- C.F (Correction Factor) = Antenna Factor (dB/m) + Cable Loss (dB) – Preamplifier(dB).
- Measurement(dB μ V/m) = Reading(dB μ V) + C.F (Correction Factor).

EUT	ACCESS POINT	Date of Test	2021-12-28
Factor	BBHA 9120D (1GHz~18GHz)_2021	Temp. / Humidity	25.4°C/46.8%
Polarity	Vertical	Site / Test Engineer	AC1 / Jay Chu
Test Mode	Transmit by 802.11ax-HE20 at Channel 5825MHz	Test Voltage	120V/60Hz

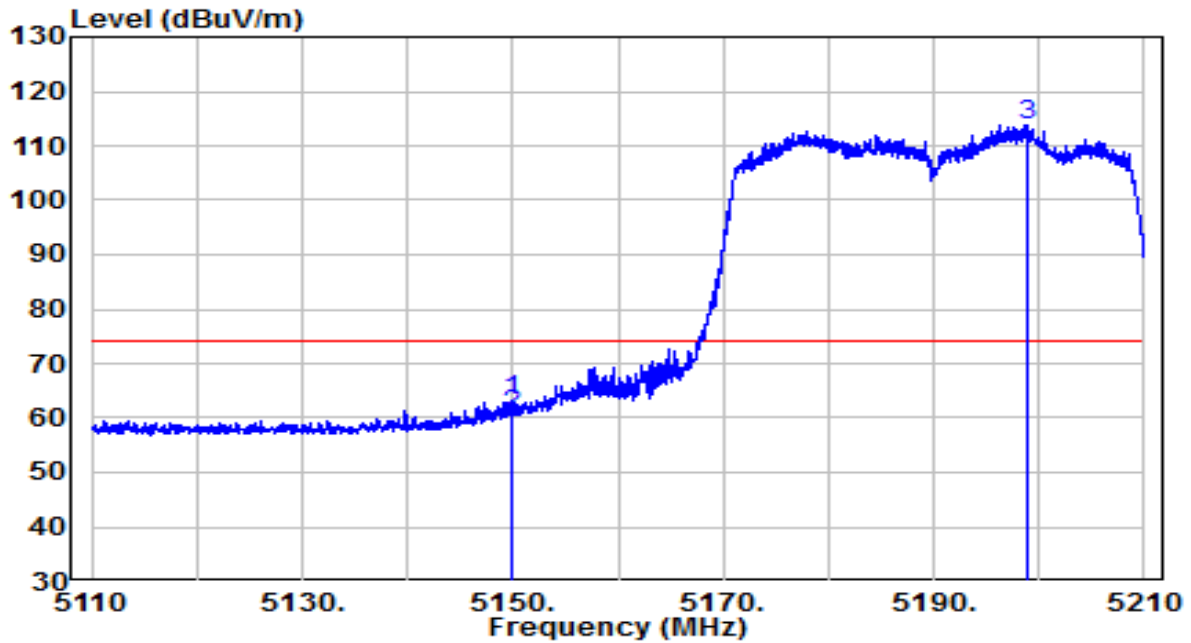


No	Frequency (MHz)	Reading (dB μ V)	C.F (dB/m)	Measurement (dB μ V/m)	Margin (dB)	Limit (dB μ V/m)	Remark (QP/PK/AV)
1	* 5822.647	97.29	21.94	119.23	N/A	N/A	Peak
2	5850.000	52.77	22.04	74.82	-47.38	122.20	Peak
3	5855.000	52.42	22.06	74.48	-36.32	110.80	Peak
4	5875.000	35.87	22.14	58.01	-47.19	105.20	Peak
5	5925.000	35.51	22.32	57.83	-10.37	68.20	Peak
6	5955.442	37.53	22.43	59.96	-8.24	68.20	Peak

Note:

1. " *", means this data is the worst emission level.
2. C.F (Correction Factor) = Antenna Factor (dB/m) + Cable Loss (dB) – Preamplifier(dB).
3. Measurement(dB μ V/m) = Reading(dB μ V) + C.F (Correction Factor).

EUT	ACCESS POINT	Date of Test	2021-12-28
Factor	BBHA 9120D (1GHz~18GHz)_2021	Temp. / Humidity	25.4°C/46.8%
Polarity	Horizontal	Site / Test Engineer	AC1 / Jay Chu
Test Mode	Transmit by 802.11ax-HE40 at Channel 5190MHz	Test Voltage	120V/60Hz

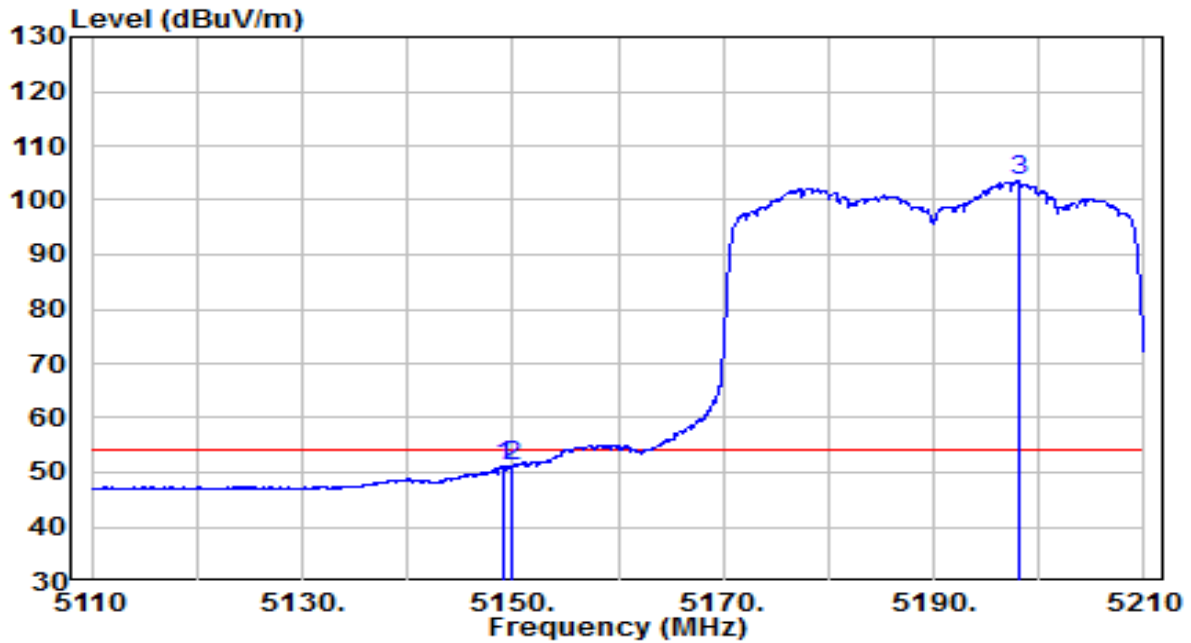


No	Frequency (MHz)	Reading (dB μ V)	C.F (dB/m)	Measurement (dB μ V/m)	Margin (dB)	Limit (dB μ V/m)	Remark (QP/PK/AV)
1	5149.800	42.96	20.20	63.15	-10.85	74.00	Peak
2	5150.000	40.56	20.20	60.75	-13.25	74.00	Peak
3	* 5198.800	93.65	20.28	113.93	N/A	N/A	Peak

Note:

1. " *", means this data is the worst emission level.
2. C.F (Correction Factor) = Antenna Factor (dB/m) + Cable Loss (dB) – Pre-amplifier(dB).
3. Measurement(dB μ V/m) = Reading(dB μ V) + C.F (Correction Factor).

EUT	ACCESS POINT	Date of Test	2021-12-28
Factor	BBHA 9120D (1GHz~18GHz)_2021	Temp. / Humidity	25.4°C/46.8%
Polarity	Horizontal	Site / Test Engineer	AC1 / Jay Chu
Test Mode	Transmit by 802.11ax-HE40 at Channel 5190MHz	Test Voltage	120V/60Hz

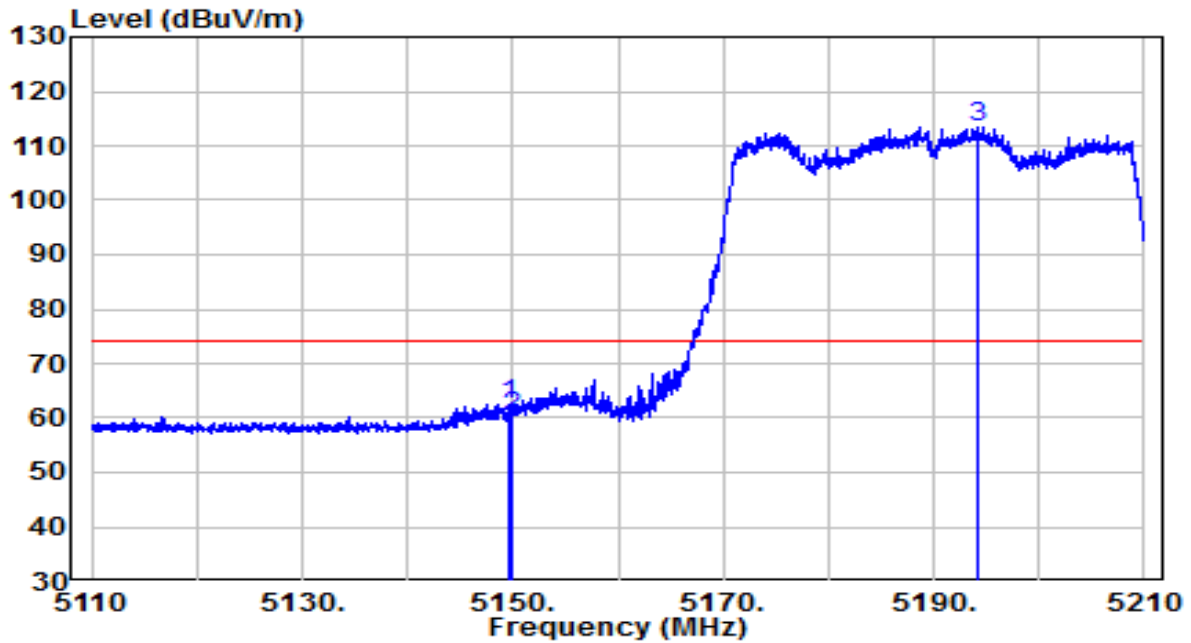


No	Frequency (MHz)	Reading (dB μ V)	C.F (dB/m)	Measurement (dB μ V/m)	Margin (dB)	Limit (dB μ V/m)	Remark (QP/PK/AV)
1	5149.200	31.13	20.19	51.32	-2.68	54.00	Average
2	5150.000	31.08	20.20	51.27	-2.73	54.00	Average
3	* 5198.050	83.14	20.27	103.42	N/A	N/A	Average

Note:

1. " *", means this data is the worst emission level.
2. C.F (Correction Factor) = Antenna Factor (dB/m) + Cable Loss (dB) – Preamplifier(dB).
3. Measurement(dB μ V/m) = Reading(dB μ V) + C.F (Correction Factor).

EUT	ACCESS POINT	Date of Test	2021-12-28
Factor	BBHA 9120D (1GHz~18GHz)_2021	Temp. / Humidity	25.4°C/46.8%
Polarity	Vertical	Site / Test Engineer	AC1 / Jay Chu
Test Mode	Transmit by 802.11ax-HE40 at Channel 5190MHz	Test Voltage	120V/60Hz

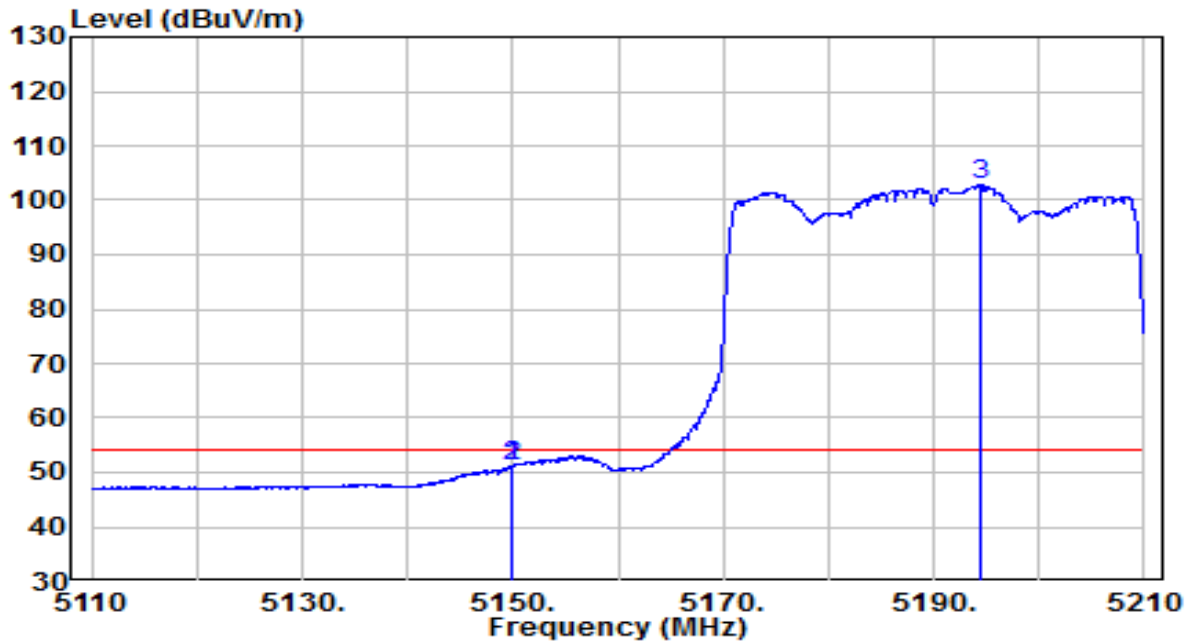


No	Frequency (MHz)	Reading (dB μ V)	C.F (dB/m)	Measurement (dB μ V/m)	Margin (dB)	Limit (dB μ V/m)	Remark (QP/PK/AV)
1	5149.700	42.32	20.20	62.51	-11.49	74.00	Peak
2	5150.000	40.12	20.20	60.31	-13.69	74.00	Peak
3	* 5194.250	93.23	20.27	113.50	N/A	N/A	Peak

Note:

1. " *", means this data is the worst emission level.
2. C.F (Correction Factor) = Antenna Factor (dB/m) + Cable Loss (dB) – Pre-amplifier(dB).
3. Measurement(dB μ V/m) = Reading(dB μ V) + C.F (Correction Factor).

EUT	ACCESS POINT	Date of Test	2021-12-28
Factor	BBHA 9120D (1GHz~18GHz)_2021	Temp. / Humidity	25.4°C/46.8%
Polarity	Vertical	Site / Test Engineer	AC1 / Jay Chu
Test Mode	Transmit by 802.11ax-HE40 at Channel 5190MHz	Test Voltage	120V/60Hz

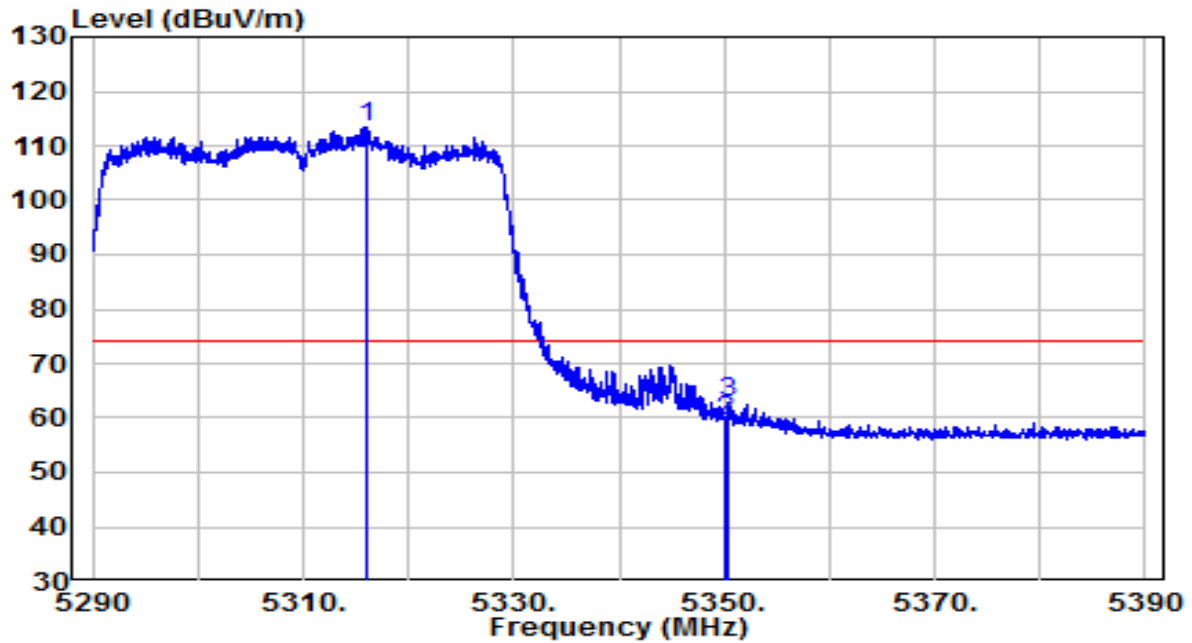


No	Frequency (MHz)	Reading (dB μ V)	C.F (dB/m)	Measurement (dB μ V/m)	Margin (dB)	Limit (dB μ V/m)	Remark (QP/PK/AV)
1	5149.800	31.01	20.20	51.21	-2.79	54.00	Average
2	5150.000	30.94	20.20	51.13	-2.87	54.00	Average
3	* 5194.350	82.45	20.27	102.72	N/A	N/A	Average

Note:

1. " *", means this data is the worst emission level.
2. C.F (Correction Factor) = Antenna Factor (dB/m) + Cable Loss (dB) – Pre-amplifier(dB).
3. Measurement(dB μ V/m) = Reading(dB μ V) + C.F (Correction Factor).

EUT	ACCESS POINT	Date of Test	2021-12-28
Factor	BBHA 9120D (1GHz~18GHz)_2021	Temp. / Humidity	25.4°C/46.8%
Polarity	Horizontal	Site / Test Engineer	AC1 / Jay Chu
Test Mode	Transmit by 802.11ax-HE40 at Channel 5310MHz	Test Voltage	120V/60Hz

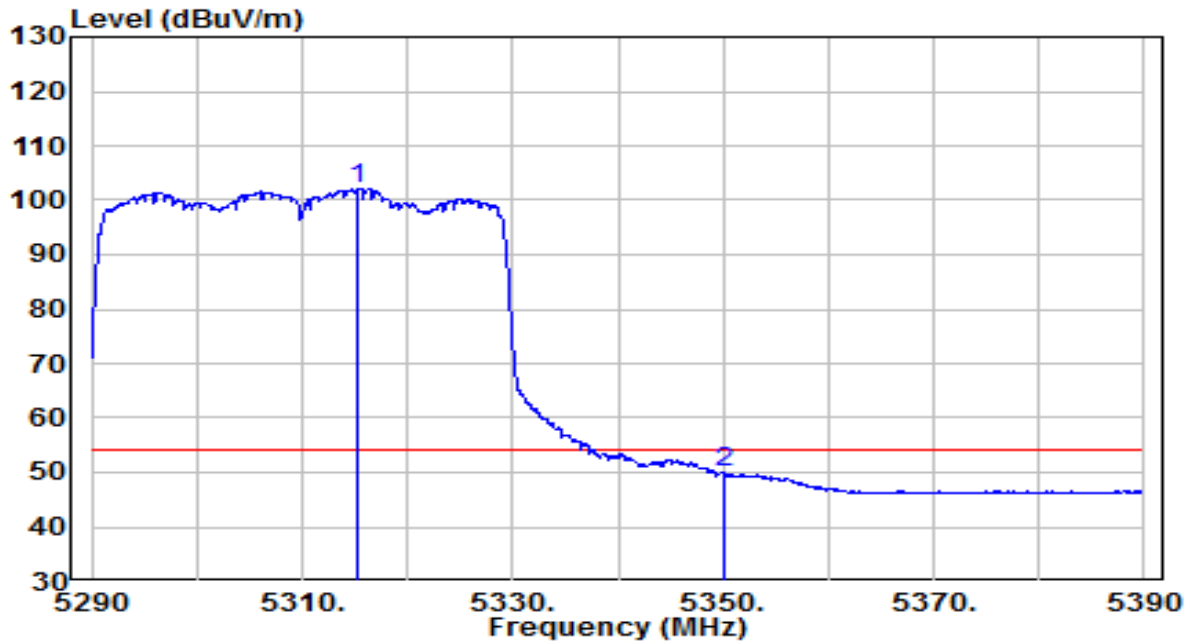


No	Frequency (MHz)	Reading (dB μ V)	C.F (dB/m)	Measurement (dB μ V/m)	Margin (dB)	Limit (dB μ V/m)	Remark (QP/PK/AV)
1	* 5315.950	93.11	20.47	113.58	N/A	N/A	Peak
2	5350.000	38.89	20.52	59.41	-14.59	74.00	Peak
3	5350.300	42.22	20.52	62.74	-11.26	74.00	Peak

Note:

1. " *", means this data is the worst emission level.
2. C.F (Correction Factor) = Antenna Factor (dB/m) + Cable Loss (dB) – Pre-amplifier(dB).
3. Measurement(dB μ V/m) = Reading(dB μ V) + C.F (Correction Factor).

EUT	ACCESS POINT	Date of Test	2021-12-28
Factor	BBHA 9120D (1GHz~18GHz)_2021	Temp. / Humidity	25.4°C/46.8%
Polarity	Horizontal	Site / Test Engineer	AC1 / Jay Chu
Test Mode	Transmit by 802.11ax-HE40 at Channel 5310MHz	Test Voltage	120V/60Hz

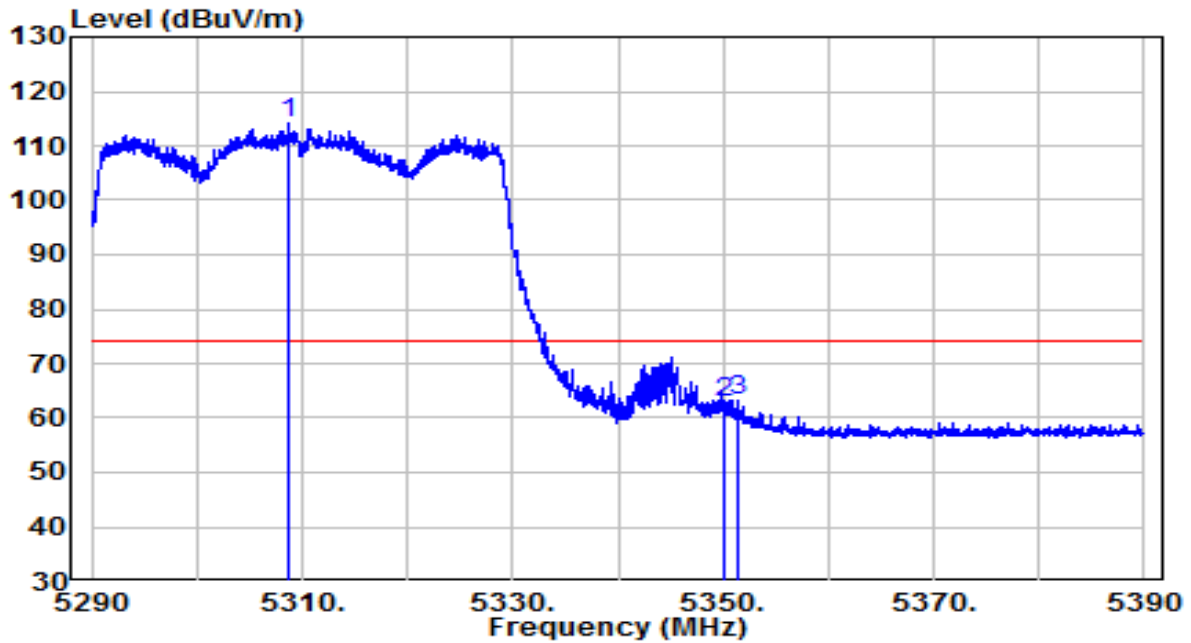


No	Frequency (MHz)	Reading (dB μ V)	C.F (dB/m)	Measurement (dB μ V/m)	Margin (dB)	Limit (dB μ V/m)	Remark (QP/PK/AV)
1	* 5315.350	81.60	20.47	102.07	N/A	N/A	Peak
2	5350.000	29.37	20.52	49.89	-4.11	54.00	Peak

Note:

1. " *", means this data is the worst emission level.
2. C.F (Correction Factor) = Antenna Factor (dB/m) + Cable Loss (dB) – Pre-amplifier(dB).
3. Measurement(dB μ V/m) = Reading(dB μ V) + C.F (Correction Factor).

EUT	ACCESS POINT	Date of Test	2021-12-28
Factor	BBHA 9120D (1GHz~18GHz)_2021	Temp. / Humidity	25.4°C/46.8%
Polarity	Vertical	Site / Test Engineer	AC1 / Jay Chu
Test Mode	Transmit by 802.11ax-HE40 at Channel 5310MHz	Test Voltage	120V/60Hz

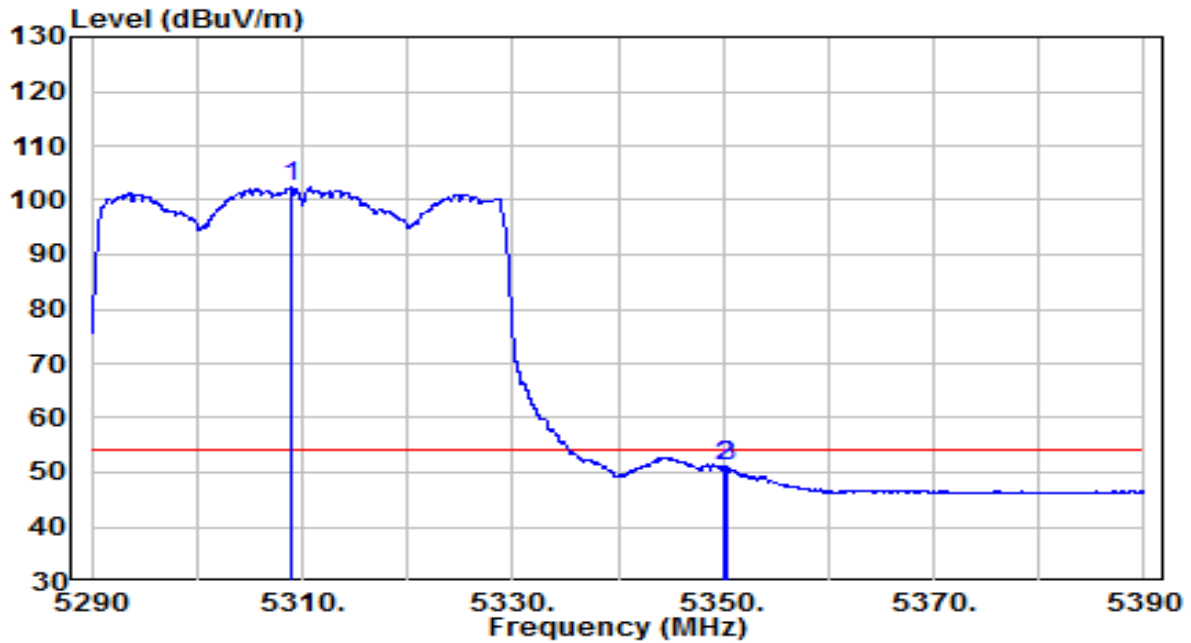


No	Frequency (MHz)	Reading (dB μ V)	C.F (dB/m)	Measurement (dB μ V/m)	Margin (dB)	Limit (dB μ V/m)	Remark (QP/PK/AV)
1	* 5308.650	93.54	20.46	114.00	N/A	N/A	Peak
2	5350.000	42.18	20.52	62.71	-11.29	74.00	Peak
3	5351.500	42.77	20.53	63.30	-10.70	74.00	Peak

Note:

1. " *", means this data is the worst emission level.
2. C.F (Correction Factor) = Antenna Factor (dB/m) + Cable Loss (dB) – Preamplifier(dB).
3. Measurement(dB μ V/m) = Reading(dB μ V) + C.F (Correction Factor).

EUT	ACCESS POINT	Date of Test	2021-12-28
Factor	BBHA 9120D (1GHz~18GHz)_2021	Temp. / Humidity	25.4°C/46.8%
Polarity	Vertical	Site / Test Engineer	AC1 / Jay Chu
Test Mode	Transmit by 802.11ax-HE40 at Channel 5310MHz	Test Voltage	120V/60Hz

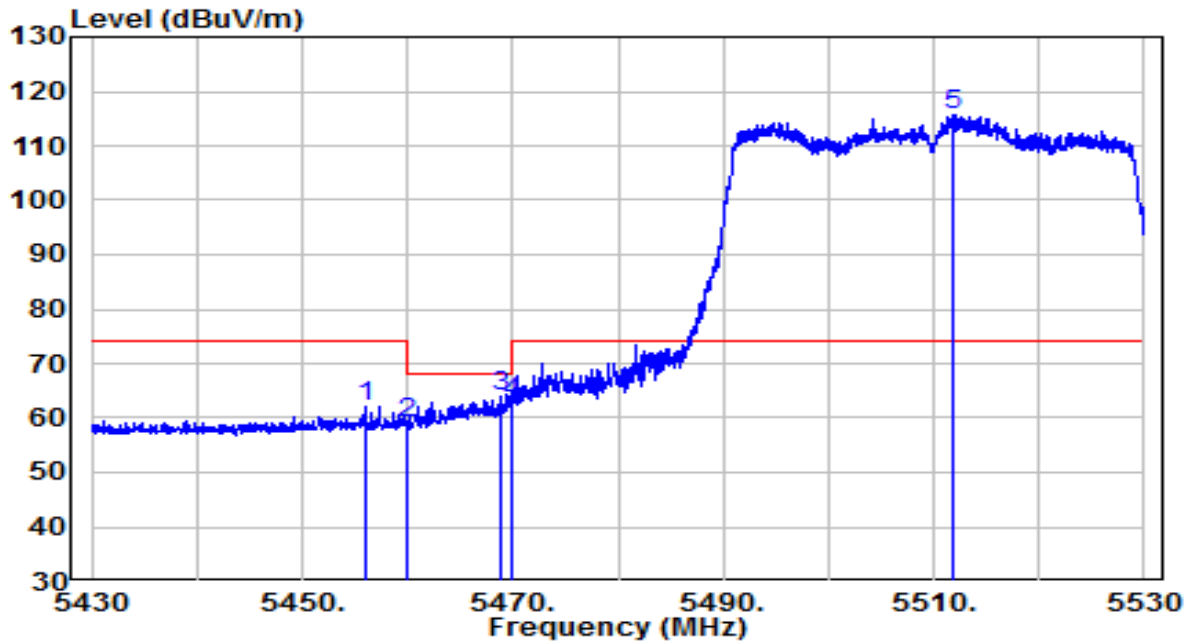


No	Frequency (MHz)	Reading (dB μ V)	C.F (dB/m)	Measurement (dB μ V/m)	Margin (dB)	Limit (dB μ V/m)	Remark (QP/PK/AV)
1	* 5308.950	81.94	20.46	102.39	N/A	N/A	Peak
2	5350.000	30.47	20.52	51.00	-3.00	54.00	Peak
3	5350.400	30.44	20.52	50.96	-3.04	54.00	Peak

Note:

1. " *", means this data is the worst emission level.
2. C.F (Correction Factor) = Antenna Factor (dB/m) + Cable Loss (dB) – Preamplifier(dB).
3. Measurement(dB μ V/m) = Reading(dB μ V) + C.F (Correction Factor).

EUT	ACCESS POINT	Date of Test	2021-12-28
Factor	BBHA 9120D (1GHz~18GHz)_2021	Temp. / Humidity	25.4°C/46.8%
Polarity	Horizontal	Site / Test Engineer	AC1 / Jay Chu
Test Mode	Transmit by 802.11ax-HE40 at Channel 5510MHz	Test Voltage	120V/60Hz

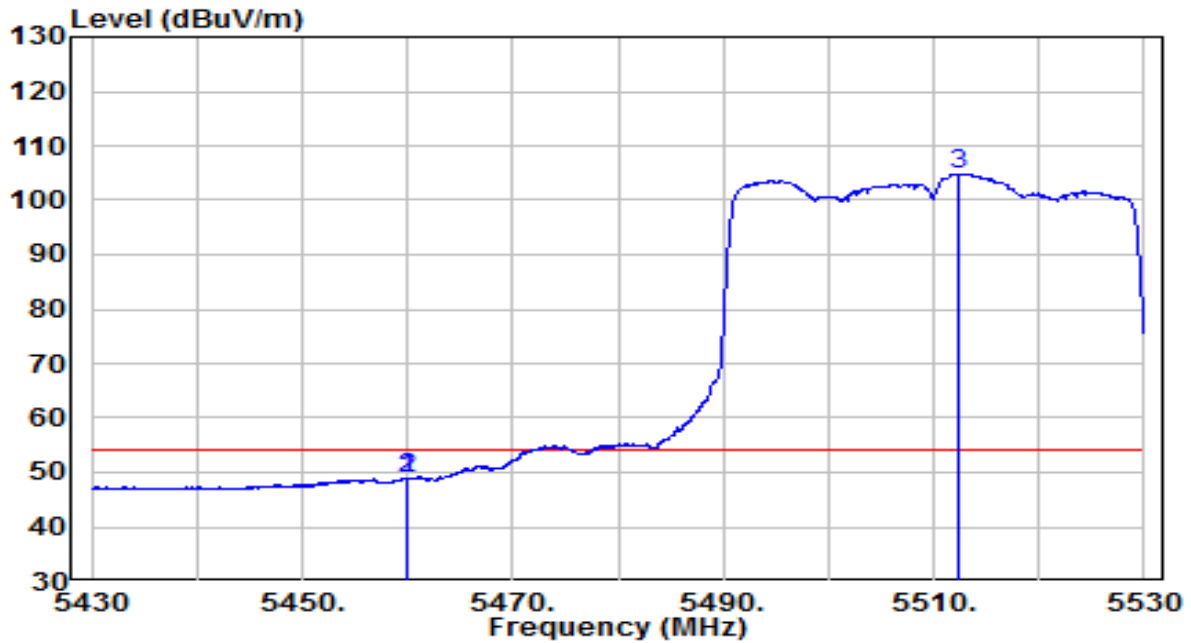


No	Frequency (MHz)	Reading (dB μ V)	C.F (dB/m)	Measurement (dB μ V/m)	Margin (dB)	Limit (dB μ V/m)	Remark (QP/PK/AV)
1	5456.100	41.27	20.70	61.97	-12.03	74.00	Peak
2	5460.000	38.28	20.70	58.98	-9.22	68.20	Peak
3	5468.800	43.39	20.72	64.11	-4.09	68.20	Peak
4	5470.000	42.06	20.72	62.78	-5.42	68.20	Peak
5	* 5511.750	94.81	20.81	115.62	N/A	N/A	Peak

Note:

1. " *", means this data is the worst emission level.
2. C.F (Correction Factor) = Antenna Factor (dB/m) + Cable Loss (dB) – Preamplifier(dB).
3. Measurement(dB μ V/m) = Reading(dB μ V) + C.F (Correction Factor).

EUT	ACCESS POINT	Date of Test	2021-12-28
Factor	BBHA 9120D (1GHz~18GHz)_2021	Temp. / Humidity	25.4°C/46.8%
Polarity	Horizontal	Site / Test Engineer	AC1 / Jay Chu
Test Mode	Transmit by 802.11ax-HE40 at Channel 5510MHz	Test Voltage	120V/60Hz

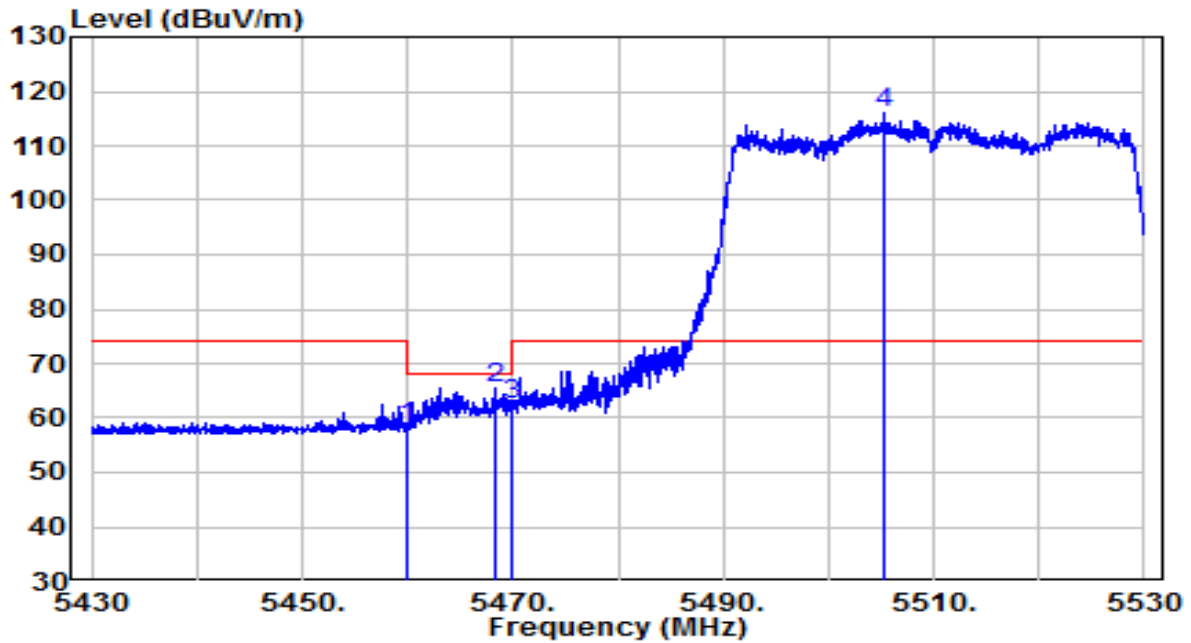


No	Frequency (MHz)	Reading (dB μ V)	C.F (dB/m)	Measurement (dB μ V/m)	Margin (dB)	Limit (dB μ V/m)	Remark (QP/PK/AV)
1	5459.850	28.18	20.70	48.88	-5.12	54.00	Peak
2	5460.000	28.22	20.70	48.92	-5.08	54.00	Peak
3	* 5512.350	84.00	20.81	104.82	N/A	N/A	Peak

Note:

1. " *", means this data is the worst emission level.
2. C.F (Correction Factor) = Antenna Factor (dB/m) + Cable Loss (dB) – Pre-amplifier(dB).
3. Measurement(dB μ V/m) = Reading(dB μ V) + C.F (Correction Factor).

EUT	ACCESS POINT	Date of Test	2021-12-28
Factor	BBHA 9120D (1GHz~18GHz)_2021	Temp. / Humidity	25.4°C/46.8%
Polarity	Vertical	Site / Test Engineer	AC1 / Jay Chu
Test Mode	Transmit by 802.11ax-HE40 at Channel 5510MHz	Test Voltage	120V/60Hz

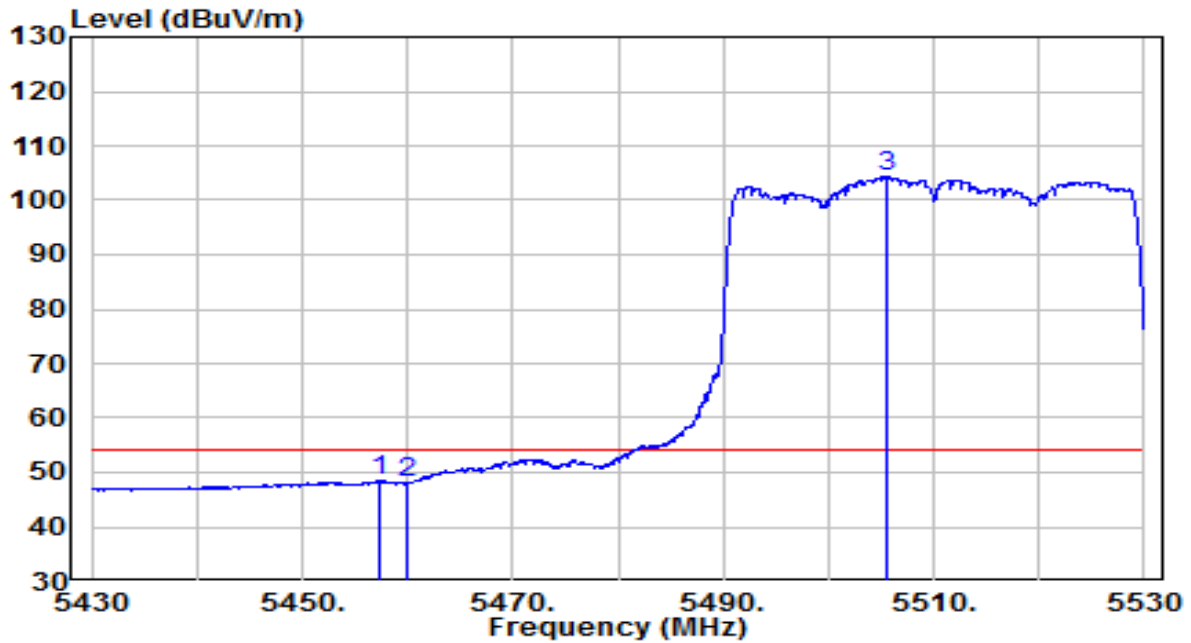


No	Frequency (MHz)	Reading (dB μ V)	C.F (dB/m)	Measurement (dB μ V/m)	Margin (dB)	Limit (dB μ V/m)	Remark (QP/PK/AV)
1	5460.000	37.61	20.70	58.31	-9.89	68.20	Peak
2	5468.300	44.83	20.72	65.55	-2.65	68.20	Peak
3	5470.000	41.69	20.72	62.41	-5.79	68.20	Peak
4	* 5505.250	95.33	20.79	116.12	N/A	N/A	Peak

Note:

1. " *", means this data is the worst emission level.
2. C.F (Correction Factor) = Antenna Factor (dB/m) + Cable Loss (dB) – Pre-amplifier(dB).
3. Measurement(dB μ V/m) = Reading(dB μ V) + C.F (Correction Factor).

EUT	ACCESS POINT	Date of Test	2021-12-28
Factor	BBHA 9120D (1GHz~18GHz)_2021	Temp. / Humidity	25.4°C/46.8%
Polarity	Vertical	Site / Test Engineer	AC1 / Jay Chu
Test Mode	Transmit by 802.11ax-HE40 at Channel 5510MHz	Test Voltage	120V/60Hz

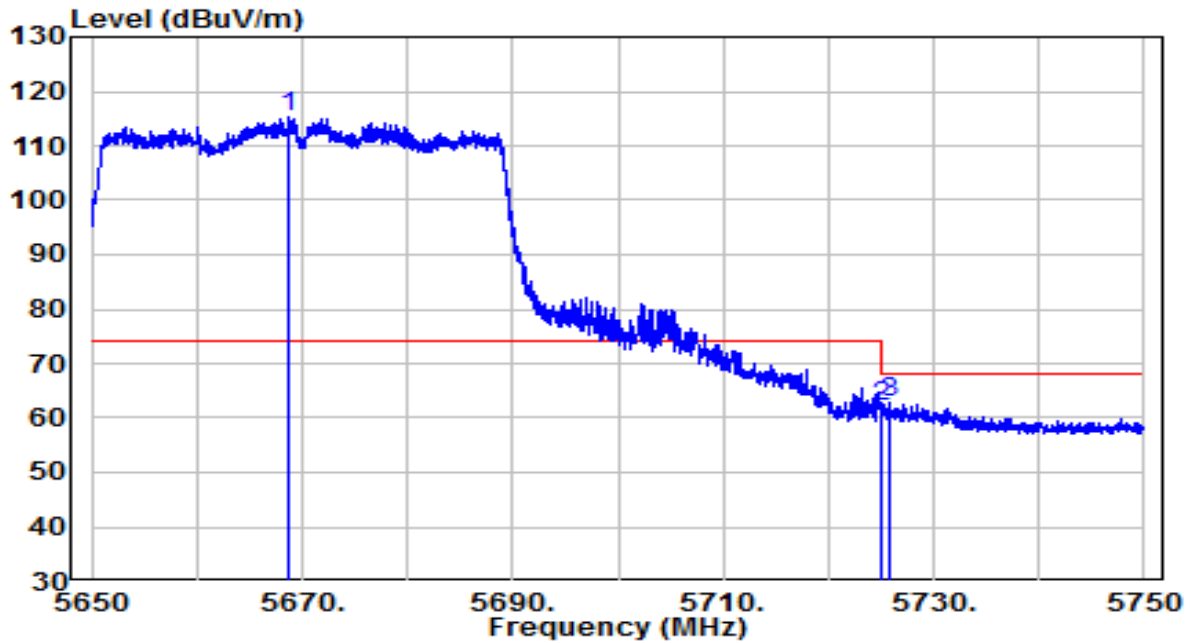


No	Frequency (MHz)	Reading (dB μ V)	C.F (dB/m)	Measurement (dB μ V/m)	Margin (dB)	Limit (dB μ V/m)	Remark (QP/PK/AV)
1	5457.450	27.67	20.70	48.37	-5.63	54.00	Peak
2	5460.000	27.47	20.70	48.17	-5.83	54.00	Peak
3	* 5505.600	83.45	20.79	104.24	N/A	N/A	Peak

Note:

1. " *", means this data is the worst emission level.
2. C.F (Correction Factor) = Antenna Factor (dB/m) + Cable Loss (dB) – Preamplifier(dB).
3. Measurement(dB μ V/m) = Reading(dB μ V) + C.F (Correction Factor).

EUT	ACCESS POINT	Date of Test	2021-12-28
Factor	BBHA 9120D (1GHz~18GHz)_2021	Temp. / Humidity	25.4°C/46.8%
Polarity	Horizontal	Site / Test Engineer	AC1 / Jay Chu
Test Mode	Transmit by 802.11ax-HE40 at Channel 5670MHz	Test Voltage	120V/60Hz

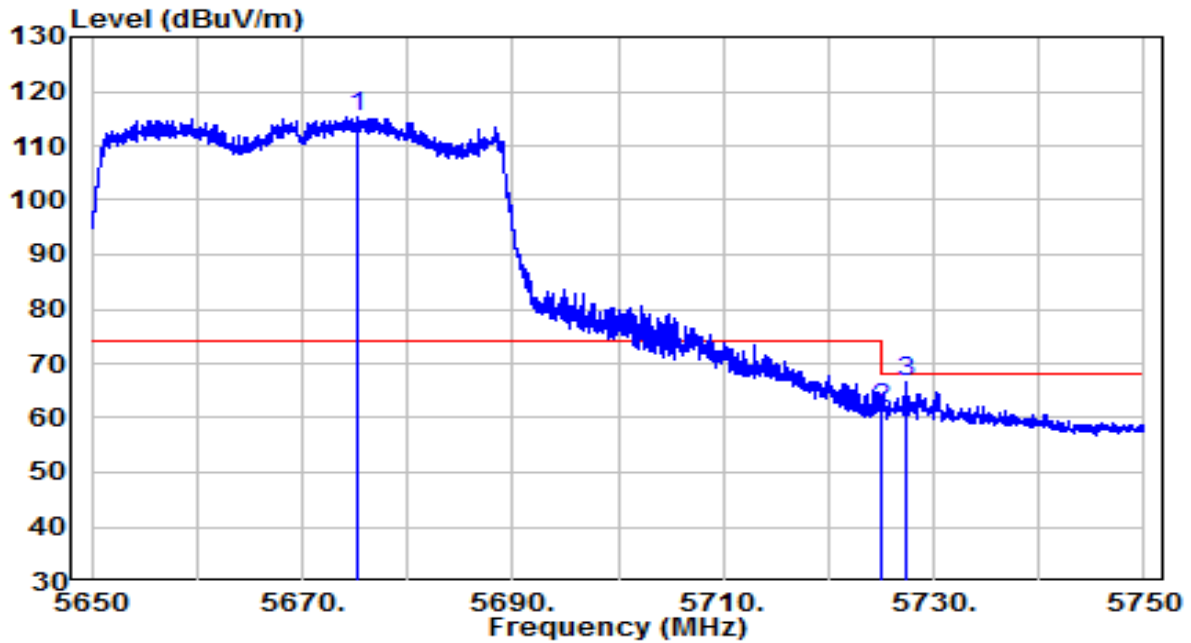


No	Frequency (MHz)	Reading (dBUV)	C.F (dB/m)	Measurement (dBUV/m)	Margin (dB)	Limit (dBUV/m)	Remark (QP/PK/AV)
1	* 5668.700	93.75	21.38	115.13	N/A	N/A	Peak
2	5725.000	40.45	21.59	62.04	-6.16	68.20	Peak
3	5725.900	41.13	21.59	62.72	-5.48	68.20	Peak

Note:

1. " *", means this data is the worst emission level.
2. C.F (Correction Factor) = Antenna Factor (dB/m) + Cable Loss (dB) – Pre-amplifier(dB).
3. Measurement(dBUV/m) = Reading(dBUV) + C.F (Correction Factor).

EUT	ACCESS POINT	Date of Test	2021-12-28
Factor	BBHA 9120D (1GHz~18GHz)_2021	Temp. / Humidity	25.4°C/46.8%
Polarity	Vertical	Site / Test Engineer	AC1 / Jay Chu
Test Mode	Transmit by 802.11ax-HE40 at Channel 5670MHz	Test Voltage	120V/60Hz

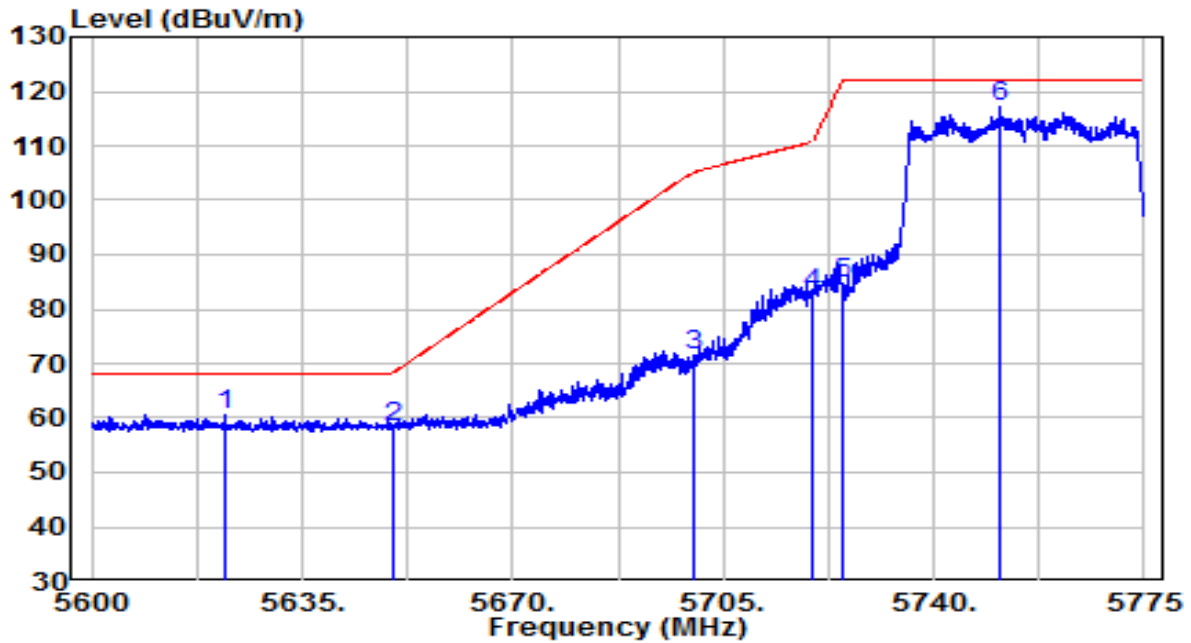


No	Frequency (MHz)	Reading (dB μ V)	C.F (dB/m)	Measurement (dB μ V/m)	Margin (dB)	Limit (dB μ V/m)	Remark (QP/PK/AV)
1	* 5675.200	93.75	21.41	115.15	N/A	N/A	Peak
2	5725.000	40.02	21.59	61.61	-6.59	68.20	Peak
3	5727.500	45.07	21.60	66.67	-1.53	68.20	Peak

Note:

1. " *", means this data is the worst emission level.
2. C.F (Correction Factor) = Antenna Factor (dB/m) + Cable Loss (dB) – Pre-amplifier(dB).
3. Measurement(dB μ V/m) = Reading(dB μ V) + C.F (Correction Factor).

EUT	ACCESS POINT	Date of Test	2021-12-28
Factor	BBHA 9120D (1GHz~18GHz)_2021	Temp. / Humidity	25.4°C/46.8%
Polarity	Horizontal	Site / Test Engineer	AC1 / Jay Chu
Test Mode	Transmit by 802.11ax-HE40 at Channel 5755MHz	Test Voltage	120V/60Hz

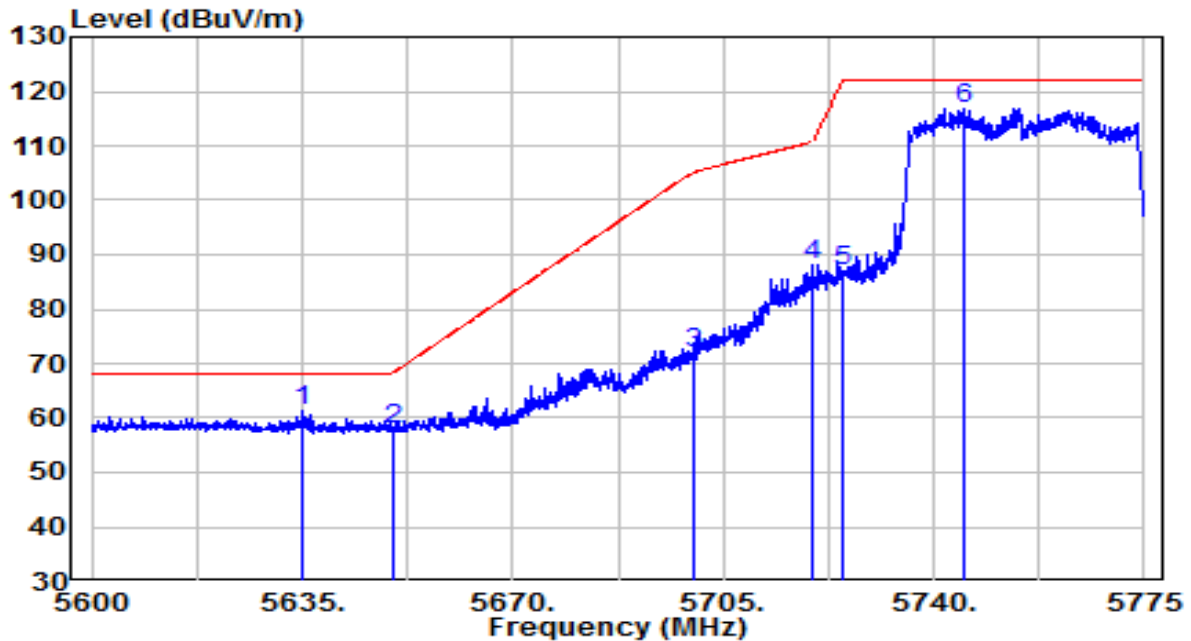


No	Frequency (MHz)	Reading (dBμV)	C.F (dB/m)	Measurement (dBμV/m)	Margin (dB)	Limit (dBμV/m)	Remark (QP/PK/AV)
1	5622.138	39.48	21.21	60.70	-7.50	68.20	Peak
2	5650.000	37.13	21.32	58.45	-9.75	68.20	Peak
3	5700.000	50.17	21.50	71.67	-33.53	105.20	Peak
4	5720.000	61.40	21.57	82.97	-27.83	110.80	Peak
5	5725.000	63.20	21.59	84.79	-37.41	122.20	Peak
6	* 5751.200	95.53	21.68	117.21	N/A	N/A	Peak

Note:

1. " *", means this data is the worst emission level.
2. C.F (Correction Factor) = Antenna Factor (dB/m) + Cable Loss (dB) – Preamplifier(dB).
3. Measurement(dBμV/m) = Reading(dBμV) + C.F (Correction Factor).

EUT	ACCESS POINT	Date of Test	2021-12-28
Factor	BBHA 9120D (1GHz~18GHz)_2021	Temp. / Humidity	25.4°C/46.8%
Polarity	Vertical	Site / Test Engineer	AC1 / Jay Chu
Test Mode	Transmit by 802.11ax-HE40 at Channel 5755MHz	Test Voltage	120V/60Hz

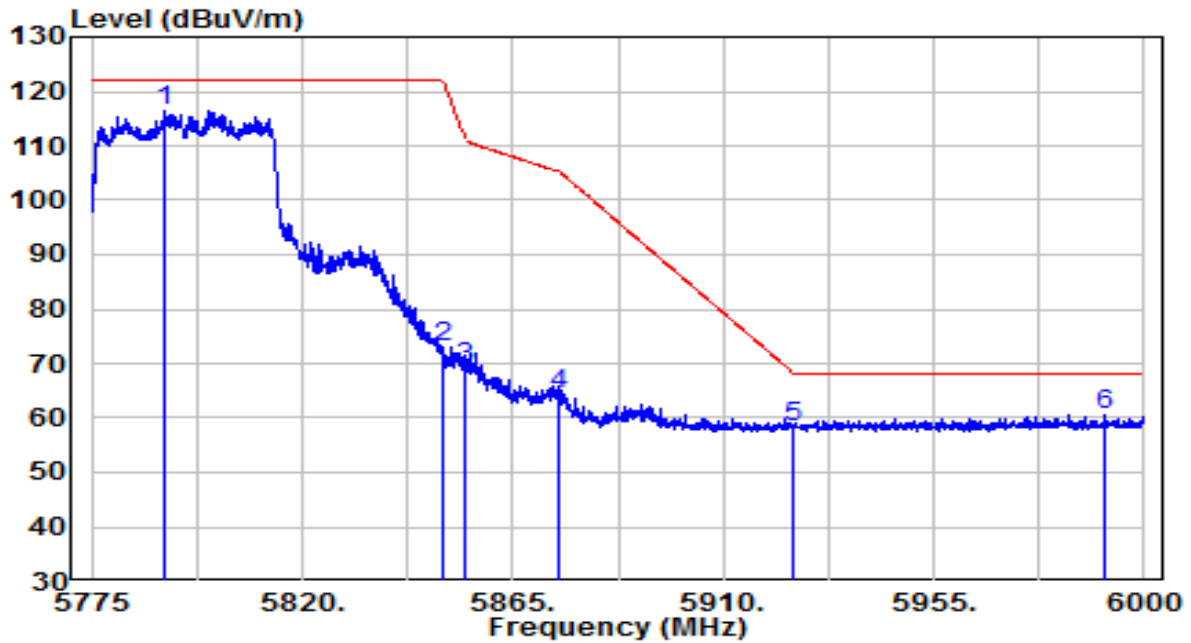


No	Frequency (MHz)	Reading (dBμV)	C.F (dB/m)	Measurement (dBμV/m)	Margin (dB)	Limit (dBμV/m)	Remark (QP/PK/AV)
1	5635.087	40.01	21.26	61.27	-6.93	68.20	Peak
2	5650.000	36.71	21.32	58.02	-10.18	68.20	Peak
3	5700.000	50.25	21.50	71.75	-33.45	105.20	Peak
4	5720.000	66.44	21.57	88.01	-22.79	110.80	Peak
5	5725.000	65.24	21.59	86.83	-35.37	122.20	Peak
6	* 5744.900	95.23	21.66	116.89	N/A	N/A	Peak

Note:

1. " *", means this data is the worst emission level.
2. C.F (Correction Factor) = Antenna Factor (dB/m) + Cable Loss (dB) – Preamplifier(dB).
3. Measurement(dBμV/m) = Reading(dBμV) + C.F (Correction Factor).

EUT	ACCESS POINT	Date of Test	2021-12-28
Factor	BBHA 9120D (1GHz~18GHz)_2021	Temp. / Humidity	25.4°C/46.8%
Polarity	Horizontal	Site / Test Engineer	AC1 / Jay Chu
Test Mode	Transmit by 802.11ax-HE40 at Channel 5795MHz	Test Voltage	120V/60Hz

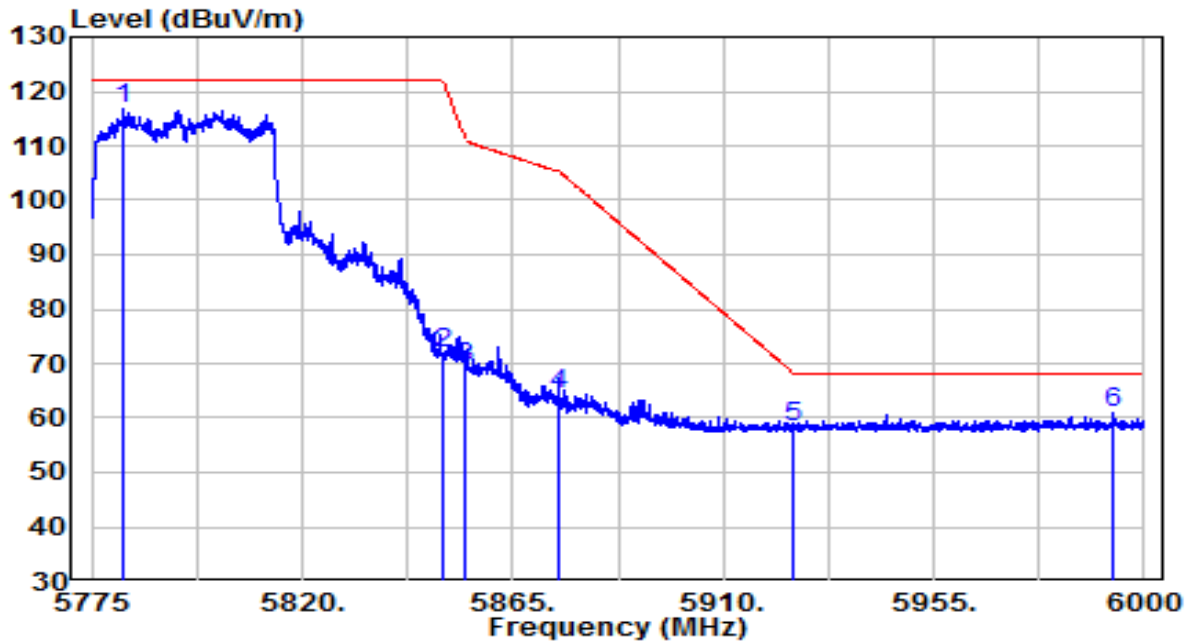


No	Frequency (MHz)	Reading (dB μ V)	C.F (dB/m)	Measurement (dB μ V/m)	Margin (dB)	Limit (dB μ V/m)	Remark (QP/PK/AV)
1	* 5790.413	94.61	21.83	116.44	N/A	N/A	Peak
2	5850.000	50.88	22.04	72.93	-49.27	122.20	Peak
3	5855.000	47.16	22.06	69.22	-41.58	110.80	Peak
4	5875.000	42.18	22.14	64.31	-40.89	105.20	Peak
5	5925.000	35.88	22.32	58.20	-10.00	68.20	Peak
6	5991.450	38.09	22.56	60.65	-7.55	68.20	Peak

Note:

1. " *", means this data is the worst emission level.
2. C.F (Correction Factor) = Antenna Factor (dB/m) + Cable Loss (dB) – Preamplifier(dB).
3. Measurement(dB μ V/m) = Reading(dB μ V) + C.F (Correction Factor).

EUT	ACCESS POINT	Date of Test	2021-12-28
Factor	BBHA 9120D (1GHz~18GHz)_2021	Temp. / Humidity	25.4°C/46.8%
Polarity	Vertical	Site / Test Engineer	AC1 / Jay Chu
Test Mode	Transmit by 802.11ax-HE40 at Channel 5795MHz	Test Voltage	120V/60Hz

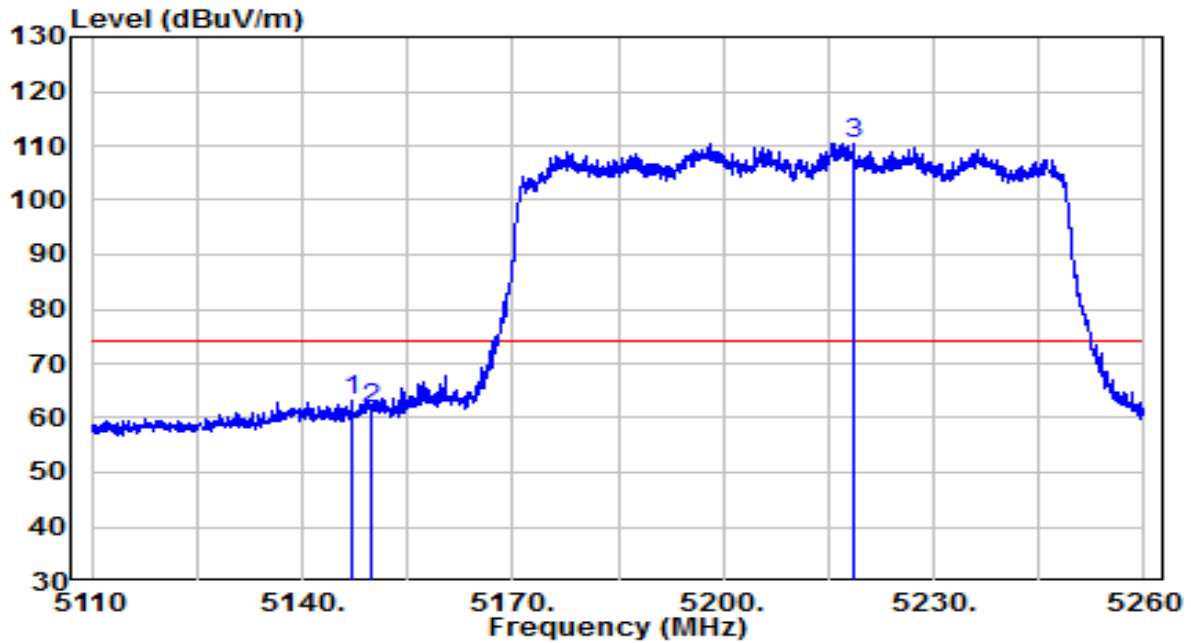


No	Frequency (MHz)	Reading (dB μ V)	C.F (dB/m)	Measurement (dB μ V/m)	Margin (dB)	Limit (dB μ V/m)	Remark (QP/PK/AV)
1	* 5781.638	94.85	21.80	116.65	N/A	N/A	Peak
2	5850.000	49.75	22.04	71.80	-50.40	122.20	Peak
3	5855.000	47.00	22.06	69.06	-41.74	110.80	Peak
4	5875.000	42.04	22.14	64.17	-41.03	105.20	Peak
5	5925.000	35.81	22.32	58.13	-10.07	68.20	Peak
6	5993.587	38.26	22.57	60.82	-7.38	68.20	Peak

Note:

1. " *", means this data is the worst emission level.
2. C.F (Correction Factor) = Antenna Factor (dB/m) + Cable Loss (dB) – Preamplifier(dB).
3. Measurement(dB μ V/m) = Reading(dB μ V) + C.F (Correction Factor).

EUT	ACCESS POINT	Date of Test	2021-12-28
Factor	BBHA 9120D (1GHz~18GHz)_2021	Temp. / Humidity	25.4°C/46.8%
Polarity	Horizontal	Site / Test Engineer	AC1 / Jay Chu
Test Mode	Transmit by 802.11ax-HE80 at Channel 5210MHz	Test Voltage	120V/60Hz

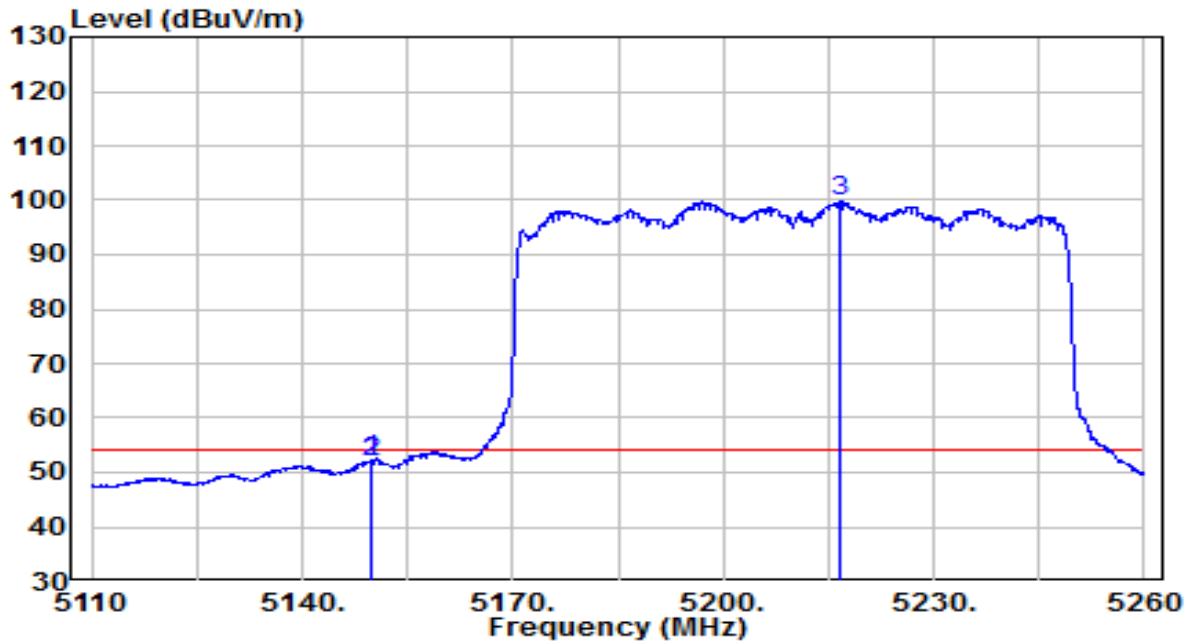


No	Frequency (MHz)	Reading (dB μ V)	C.F (dB/m)	Measurement (dB μ V/m)	Margin (dB)	Limit (dB μ V/m)	Remark (QP/PK/AV)
1	5147.200	42.92	20.19	63.11	-10.89	74.00	Peak
2	5150.000	41.47	20.20	61.66	-12.34	74.00	Peak
3	* 5218.675	90.17	20.31	110.48	N/A	N/A	Peak

Note:

1. " *", means this data is the worst emission level.
2. C.F (Correction Factor) = Antenna Factor (dB/m) + Cable Loss (dB) – Pre-amplifier(dB).
3. Measurement(dB μ V/m) = Reading(dB μ V) + C.F (Correction Factor).

EUT	ACCESS POINT	Date of Test	2021-12-28
Factor	BBHA 9120D (1GHz~18GHz)_2021	Temp. / Humidity	25.4°C/46.8%
Polarity	Horizontal	Site / Test Engineer	AC1 / Jay Chu
Test Mode	Transmit by 802.11ax-HE80 at Channel 5210MHz	Test Voltage	120V/60Hz

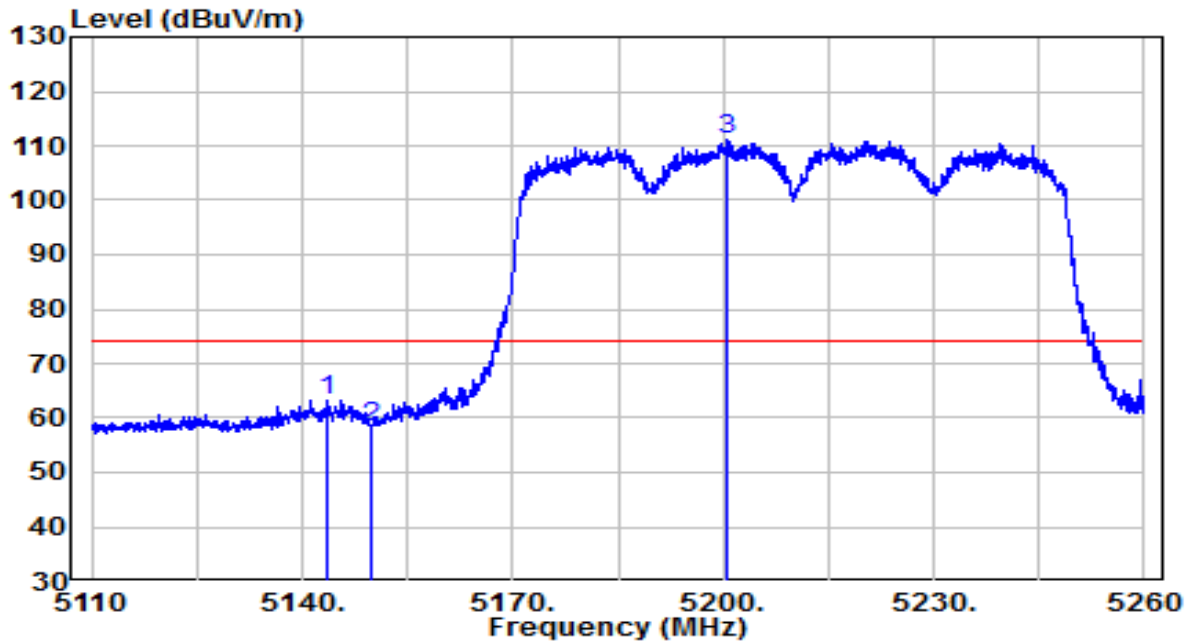


No	Frequency (MHz)	Reading (dB μ V)	C.F (dB/m)	Measurement (dB μ V/m)	Margin (dB)	Limit (dB μ V/m)	Remark (QP/PK/AV)
1	5149.675	32.02	20.20	52.21	-1.79	54.00	Peak
2	5150.000	31.81	20.20	52.00	-2.00	54.00	Peak
3	* 5216.800	79.46	20.31	99.76	N/A	N/A	Peak

Note:

1. " *", means this data is the worst emission level.
2. C.F (Correction Factor) = Antenna Factor (dB/m) + Cable Loss (dB) – Pre-amplifier(dB).
3. Measurement(dB μ V/m) = Reading(dB μ V) + C.F (Correction Factor).

EUT	ACCESS POINT	Date of Test	2021-12-28
Factor	BBHA 9120D (1GHz~18GHz)_2021	Temp. / Humidity	25.4°C/46.8%
Polarity	Vertical	Site / Test Engineer	AC1 / Jay Chu
Test Mode	Transmit by 802.11ax-HE80 at Channel 5210MHz	Test Voltage	120V/60Hz

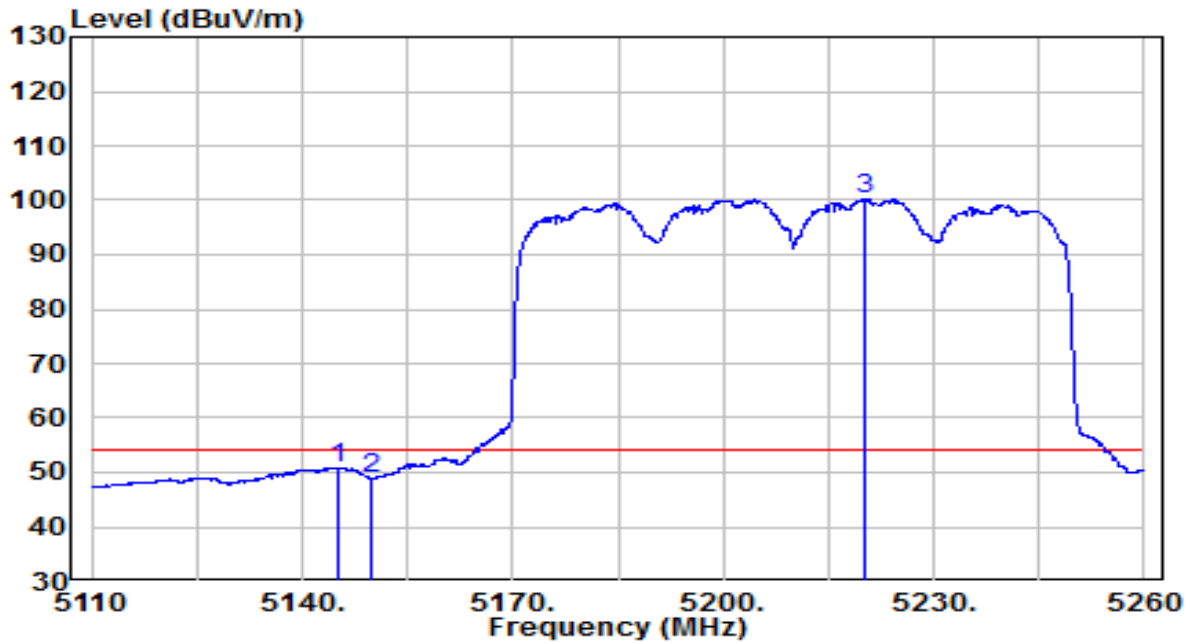


No	Frequency (MHz)	Reading (dB μ V)	C.F (dB/m)	Measurement (dB μ V/m)	Margin (dB)	Limit (dB μ V/m)	Remark (QP/PK/AV)
1	5143.525	43.13	20.19	63.31	-10.69	74.00	Peak
2	5150.000	38.28	20.20	58.47	-15.53	74.00	Peak
3	* 5200.375	90.82	20.28	111.10	N/A	N/A	Peak

Note:

1. " *", means this data is the worst emission level.
2. C.F (Correction Factor) = Antenna Factor (dB/m) + Cable Loss (dB) – Pre-amplifier(dB).
3. Measurement(dB μ V/m) = Reading(dB μ V) + C.F (Correction Factor).

EUT	ACCESS POINT	Date of Test	2021-12-28
Factor	BBHA 9120D (1GHz~18GHz)_2021	Temp. / Humidity	25.4°C/46.8%
Polarity	Vertical	Site / Test Engineer	AC1 / Jay Chu
Test Mode	Transmit by 802.11ax-HE80 at Channel 5210MHz	Test Voltage	120V/60Hz

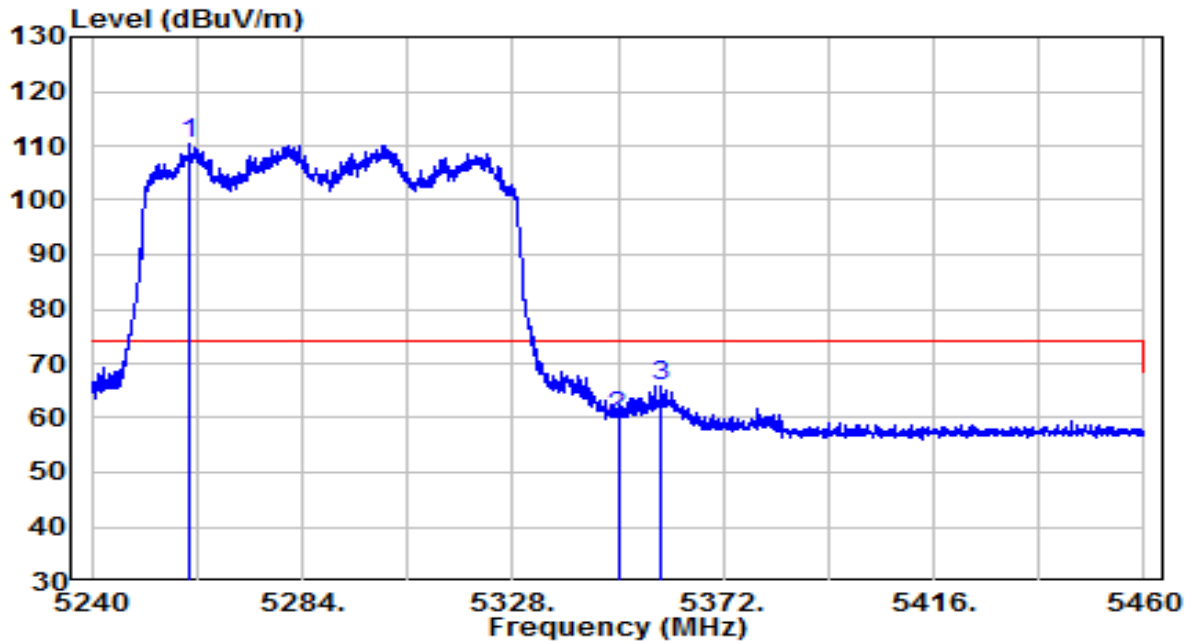


No	Frequency (MHz)	Reading (dB μ V)	C.F (dB/m)	Measurement (dB μ V/m)	Margin (dB)	Limit (dB μ V/m)	Remark (QP/PK/AV)
1	5145.025	30.75	20.19	50.94	-3.06	54.00	Peak
2	5150.000	28.59	20.20	48.79	-5.21	54.00	Peak
3	* 5220.100	80.06	20.31	100.37	N/A	N/A	Peak

Note:

1. " *", means this data is the worst emission level.
2. C.F (Correction Factor) = Antenna Factor (dB/m) + Cable Loss (dB) – Preamplifier(dB).
3. Measurement(dB μ V/m) = Reading(dB μ V) + C.F (Correction Factor).

EUT	ACCESS POINT	Date of Test	2021-12-28
Factor	BBHA 9120D (1GHz~18GHz)_2021	Temp. / Humidity	25.4°C/46.8%
Polarity	Horizontal	Site / Test Engineer	AC1 / Jay Chu
Test Mode	Transmit by 802.11ax-HE80 at Channel 5290MHz	Test Voltage	120V/60Hz

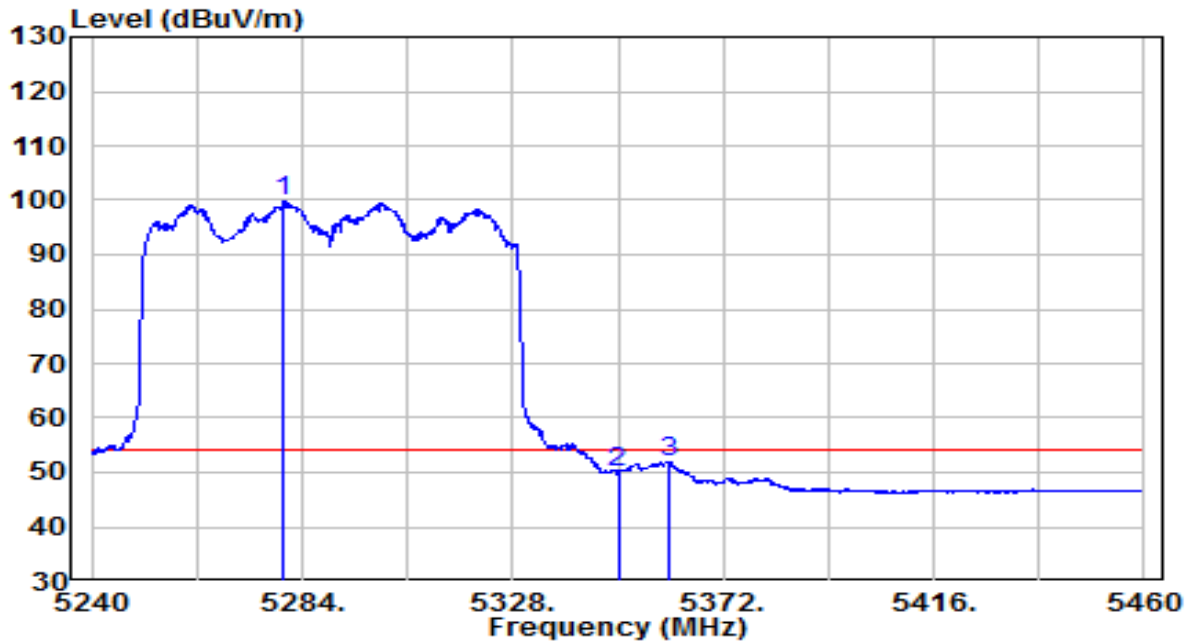


No	Frequency (MHz)	Reading (dB μ V)	C.F (dB/m)	Measurement (dB μ V/m)	Margin (dB)	Limit (dB μ V/m)	Remark (QP/PK/AV)
1	* 5260.350	89.86	20.38	110.24	N/A	N/A	Peak
2	5350.000	39.68	20.52	60.20	-13.80	74.00	Peak
3	5359.020	45.21	20.54	65.75	-8.25	74.00	Peak

Note:

1. " *", means this data is the worst emission level.
2. C.F (Correction Factor) = Antenna Factor (dB/m) + Cable Loss (dB) – Pre-amplifier(dB).
3. Measurement(dB μ V/m) = Reading(dB μ V) + C.F (Correction Factor).

EUT	ACCESS POINT	Date of Test	2021-12-28
Factor	BBHA 9120D (1GHz~18GHz)_2021	Temp. / Humidity	25.4°C/46.8%
Polarity	Horizontal	Site / Test Engineer	AC1 / Jay Chu
Test Mode	Transmit by 802.11ax-HE80 at Channel 5290MHz	Test Voltage	120V/60Hz

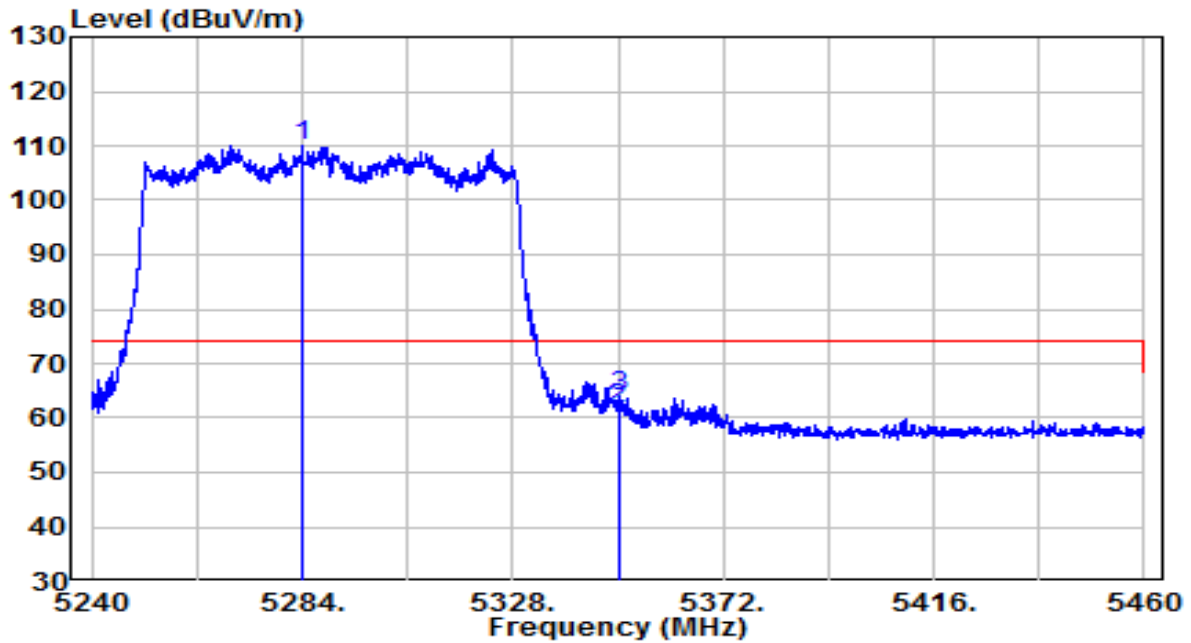


No	Frequency (MHz)	Reading (dB μ V)	C.F (dB/m)	Measurement (dB μ V/m)	Margin (dB)	Limit (dB μ V/m)	Remark (QP/PK/AV)
1	* 5280.150	79.24	20.41	99.65	N/A	N/A	Peak
2	5350.000	29.59	20.52	50.11	-3.89	54.00	Peak
3	5360.450	31.45	20.54	51.99	-2.01	54.00	Peak

Note:

1. " *", means this data is the worst emission level.
2. C.F (Correction Factor) = Antenna Factor (dB/m) + Cable Loss (dB) – Pre-amplifier(dB).
3. Measurement(dB μ V/m) = Reading(dB μ V) + C.F (Correction Factor).

EUT	ACCESS POINT	Date of Test	2021-12-28
Factor	BBHA 9120D (1GHz~18GHz)_2021	Temp. / Humidity	25.4°C/46.8%
Polarity	Vertical	Site / Test Engineer	AC1 / Jay Chu
Test Mode	Transmit by 802.11ax-HE80 at Channel 5290MHz	Test Voltage	120V/60Hz

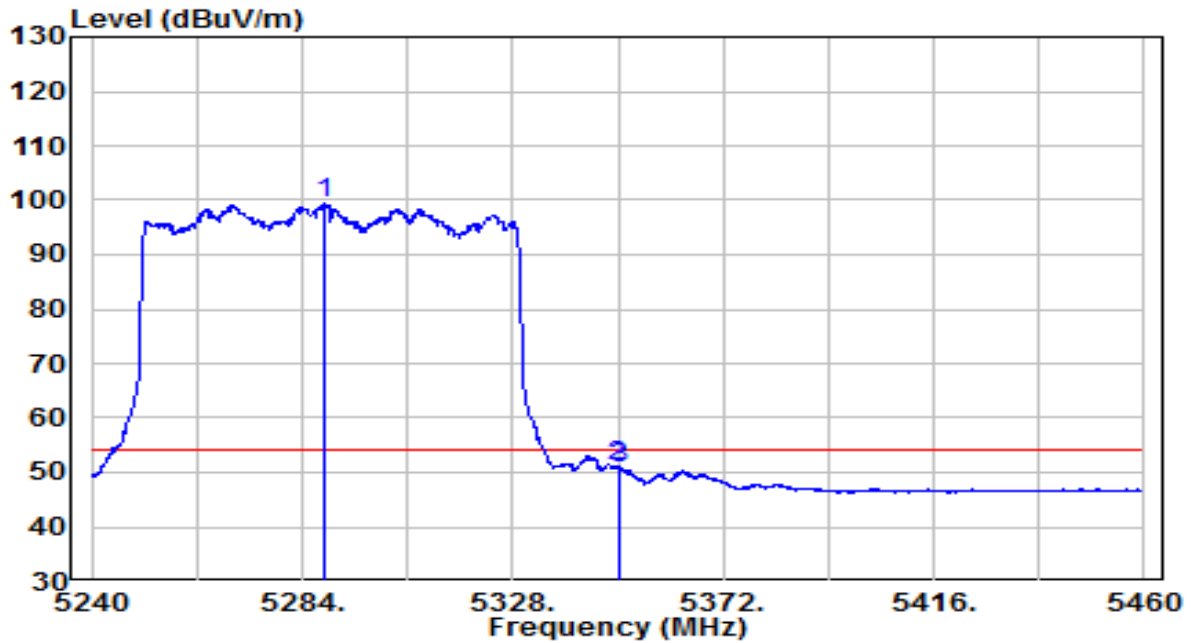


No	Frequency (MHz)	Reading (dB μ V)	C.F (dB/m)	Measurement (dB μ V/m)	Margin (dB)	Limit (dB μ V/m)	Remark (QP/PK/AV)
1	* 5283.890	89.72	20.42	110.14	N/A	N/A	Peak
2	5350.000	41.36	20.52	61.89	-12.11	74.00	Peak
3	5350.330	43.44	20.52	63.96	-10.04	74.00	Peak

Note:

1. " *", means this data is the worst emission level.
2. C.F (Correction Factor) = Antenna Factor (dB/m) + Cable Loss (dB) – Pre-amplifier(dB).
3. Measurement(dB μ V/m) = Reading(dB μ V) + C.F (Correction Factor).

EUT	ACCESS POINT	Date of Test	2021-12-28
Factor	BBHA 9120D (1GHz~18GHz)_2021	Temp. / Humidity	25.4°C/46.8%
Polarity	Vertical	Site / Test Engineer	AC1 / Jay Chu
Test Mode	Transmit by 802.11ax-HE80 at Channel 5290MHz	Test Voltage	120V/60Hz

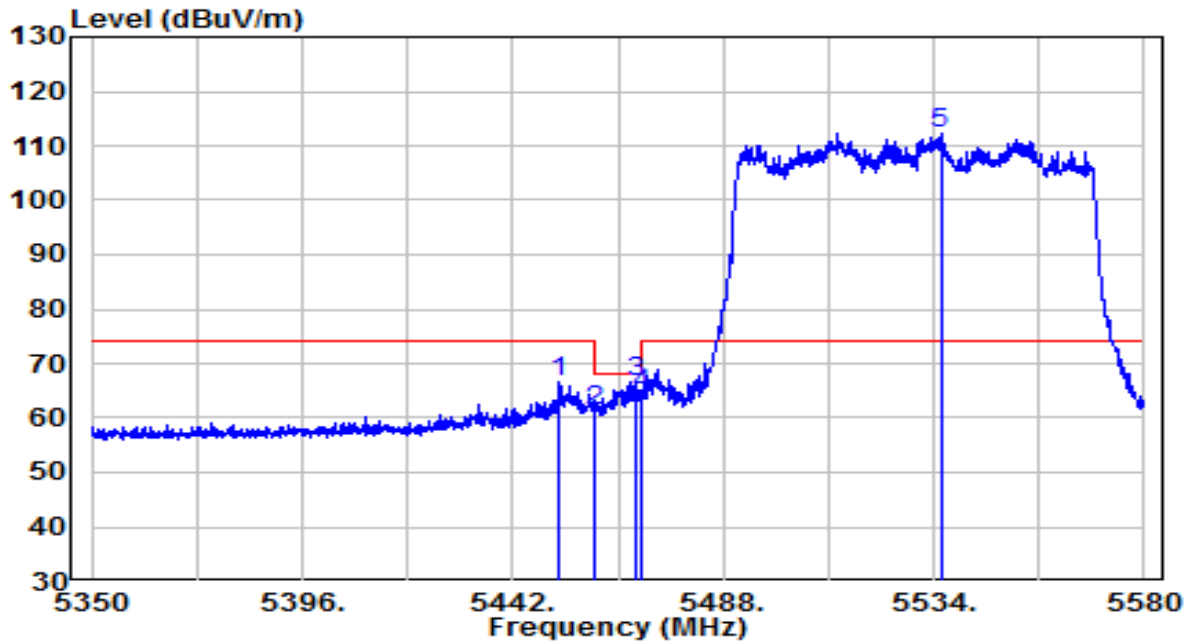


No	Frequency (MHz)	Reading (dB μ V)	C.F (dB/m)	Measurement (dB μ V/m)	Margin (dB)	Limit (dB μ V/m)	Remark (QP/PK/AV)
1	* 5288.620	79.05	20.42	99.47	N/A	N/A	Peak
2	5350.000	30.51	20.52	51.03	-2.97	54.00	Peak
3	5350.440	30.39	20.52	50.92	-3.08	54.00	Peak

Note:

1. " *", means this data is the worst emission level.
2. C.F (Correction Factor) = Antenna Factor (dB/m) + Cable Loss (dB) – Pre-amplifier(dB).
3. Measurement(dB μ V/m) = Reading(dB μ V) + C.F (Correction Factor).

EUT	ACCESS POINT	Date of Test	2021-12-28
Factor	BBHA 9120D (1GHz~18GHz)_2021	Temp. / Humidity	25.4°C/46.8%
Polarity	Horizontal	Site / Test Engineer	AC1 / Jay Chu
Test Mode	Transmit by 802.11ax-HE80 at Channel 5530MHz	Test Voltage	120V/60Hz

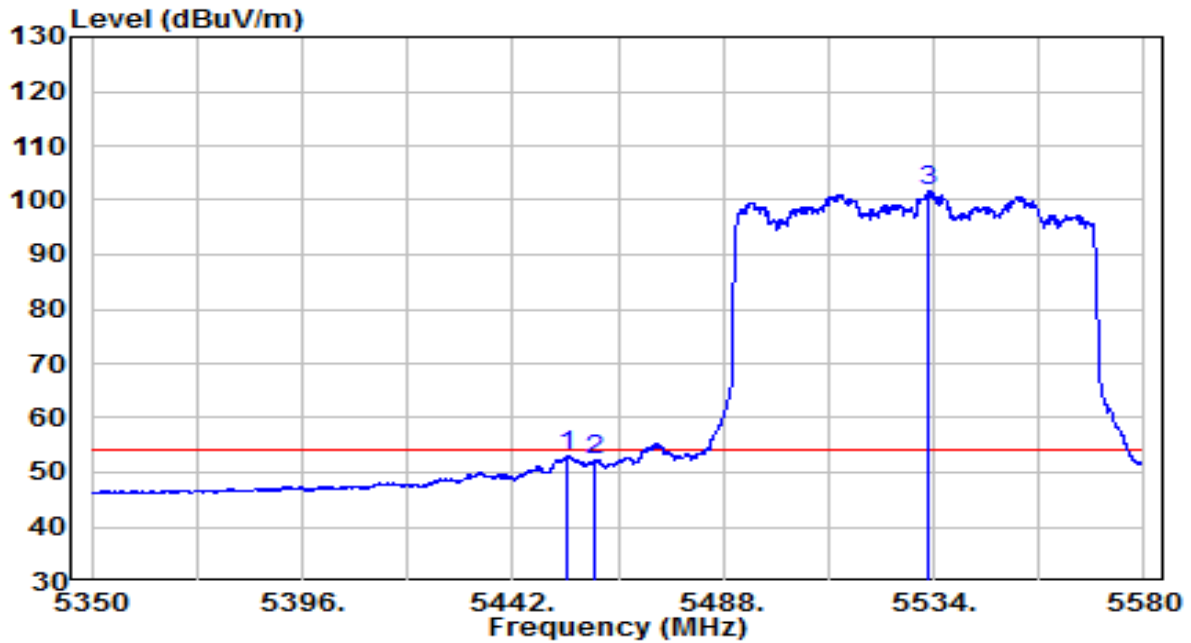


No	Frequency (MHz)	Reading (dB μ V)	C.F (dB/m)	Measurement (dB μ V/m)	Margin (dB)	Limit (dB μ V/m)	Remark (QP/PK/AV)
1	5452.235	46.08	20.69	66.77	-7.23	74.00	Peak
2	5460.000	40.74	20.70	61.44	-6.76	68.20	Peak
3	5468.680	45.77	20.72	66.49	-1.71	68.20	Peak
4	5470.000	43.54	20.72	64.26	-3.94	68.20	Peak
5	* 5535.495	91.48	20.90	112.38	N/A	N/A	Peak

Note:

1. " *", means this data is the worst emission level.
2. C.F (Correction Factor) = Antenna Factor (dB/m) + Cable Loss (dB) – Preamplifier(dB).
3. Measurement(dB μ V/m) = Reading(dB μ V) + C.F (Correction Factor).

EUT	ACCESS POINT	Date of Test	2021-12-28
Factor	BBHA 9120D (1GHz~18GHz)_2021	Temp. / Humidity	25.4°C/46.8%
Polarity	Horizontal	Site / Test Engineer	AC1 / Jay Chu
Test Mode	Transmit by 802.11ax-HE80 at Channel 5530MHz	Test Voltage	120V/60Hz

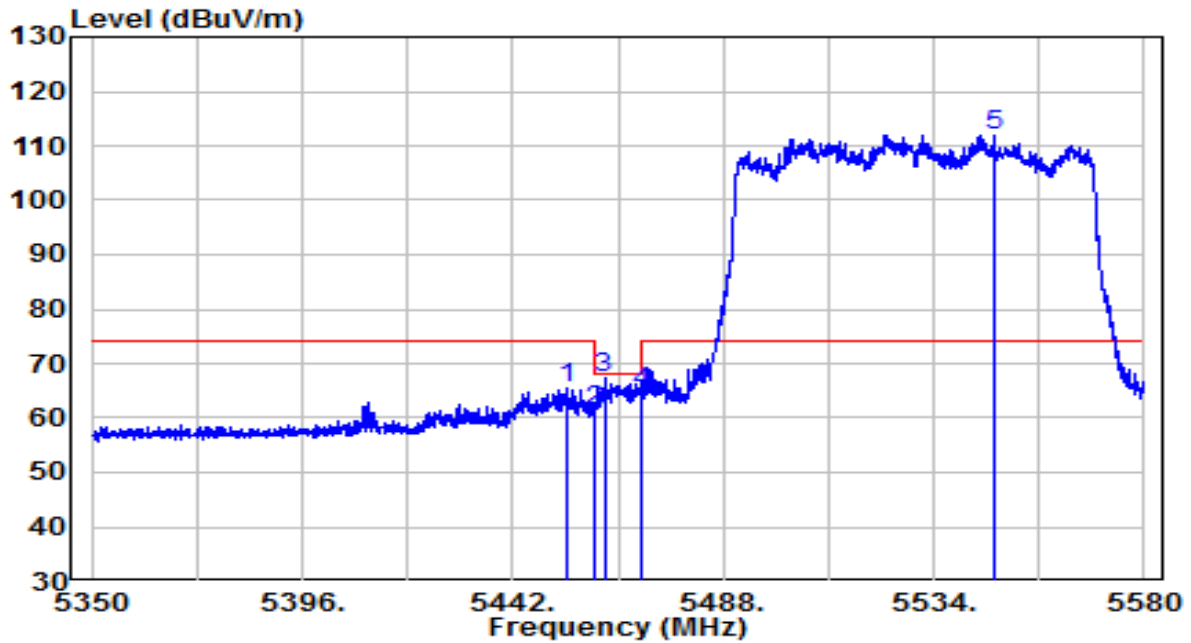


No	Frequency (MHz)	Reading (dB μ V)	C.F (dB/m)	Measurement (dB μ V/m)	Margin (dB)	Limit (dB μ V/m)	Remark (QP/PK/AV)
1	5453.960	32.29	20.69	52.99	-1.01	54.00	Peak
2	5460.000	31.43	20.70	52.14	-1.86	54.00	Peak
3	* 5533.080	80.64	20.89	101.53	N/A	N/A	Peak

Note:

1. " *", means this data is the worst emission level.
2. C.F (Correction Factor) = Antenna Factor (dB/m) + Cable Loss (dB) – Pre-amplifier(dB).
3. Measurement(dB μ V/m) = Reading(dB μ V) + C.F (Correction Factor).

EUT	ACCESS POINT	Date of Test	2021-12-28
Factor	BBHA 9120D (1GHz~18GHz)_2021	Temp. / Humidity	25.4°C/46.8%
Polarity	Vertical	Site / Test Engineer	AC1 / Jay Chu
Test Mode	Transmit by 802.11ax-HE80 at Channel 5530MHz	Test Voltage	120V/60Hz

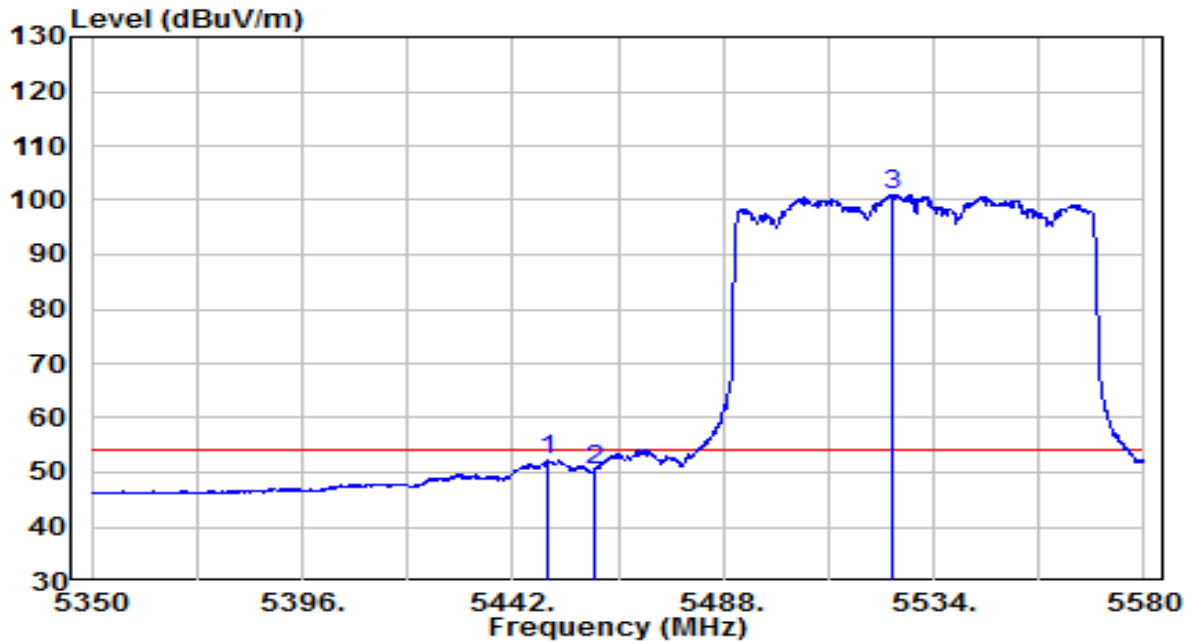


No	Frequency (MHz)	Reading (dBμV)	C.F (dB/m)	Measurement (dBμV/m)	Margin (dB)	Limit (dBμV/m)	Remark (QP/PK/AV)
1	5454.075	44.86	20.69	65.55	-8.45	74.00	Peak
2	5460.000	40.54	20.70	61.25	-6.95	68.20	Peak
3	5462.010	46.56	20.71	67.27	-0.93	68.20	Peak
4	5470.000	44.17	20.72	64.89	-3.31	68.20	Peak
5	* 5547.225	91.00	20.94	111.94	N/A	N/A	Peak

Note:

1. " *", means this data is the worst emission level.
2. C.F (Correction Factor) = Antenna Factor (dB/m) + Cable Loss (dB) – Preamplifier(dB).
3. Measurement(dBμV/m) = Reading(dBμV) + C.F (Correction Factor).

EUT	ACCESS POINT	Date of Test	2021-12-28
Factor	BBHA 9120D (1GHz~18GHz)_2021	Temp. / Humidity	25.4°C/46.8%
Polarity	Vertical	Site / Test Engineer	AC1 / Jay Chu
Test Mode	Transmit by 802.11ax-HE80 at Channel 5530MHz	Test Voltage	120V/60Hz

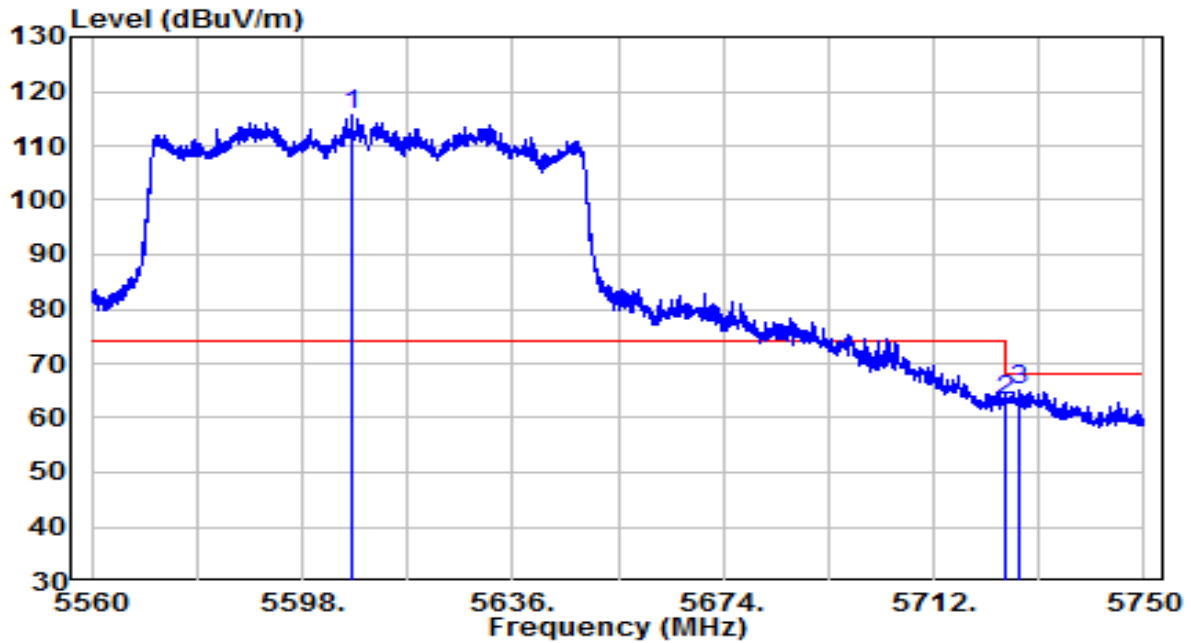


No	Frequency (MHz)	Reading (dB μ V)	C.F (dB/m)	Measurement (dB μ V/m)	Margin (dB)	Limit (dB μ V/m)	Remark (QP/PK/AV)
1	5449.705	31.50	20.69	52.18	-1.82	54.00	Peak
2	5460.000	29.66	20.70	50.37	-3.63	54.00	Peak
3	* 5524.800	80.26	20.86	101.12	N/A	N/A	Peak

Note:

1. " *", means this data is the worst emission level.
2. C.F (Correction Factor) = Antenna Factor (dB/m) + Cable Loss (dB) – Pre-amplifier(dB).
3. Measurement(dB μ V/m) = Reading(dB μ V) + C.F (Correction Factor).

EUT	ACCESS POINT	Date of Test	2021-12-28
Factor	BBHA 9120D (1GHz~18GHz)_2021	Temp. / Humidity	25.4°C/46.8%
Polarity	Horizontal	Site / Test Engineer	AC1 / Jay Chu
Test Mode	Transmit by 802.11ax-HE80 at Channel 5610MHz	Test Voltage	120V/60Hz

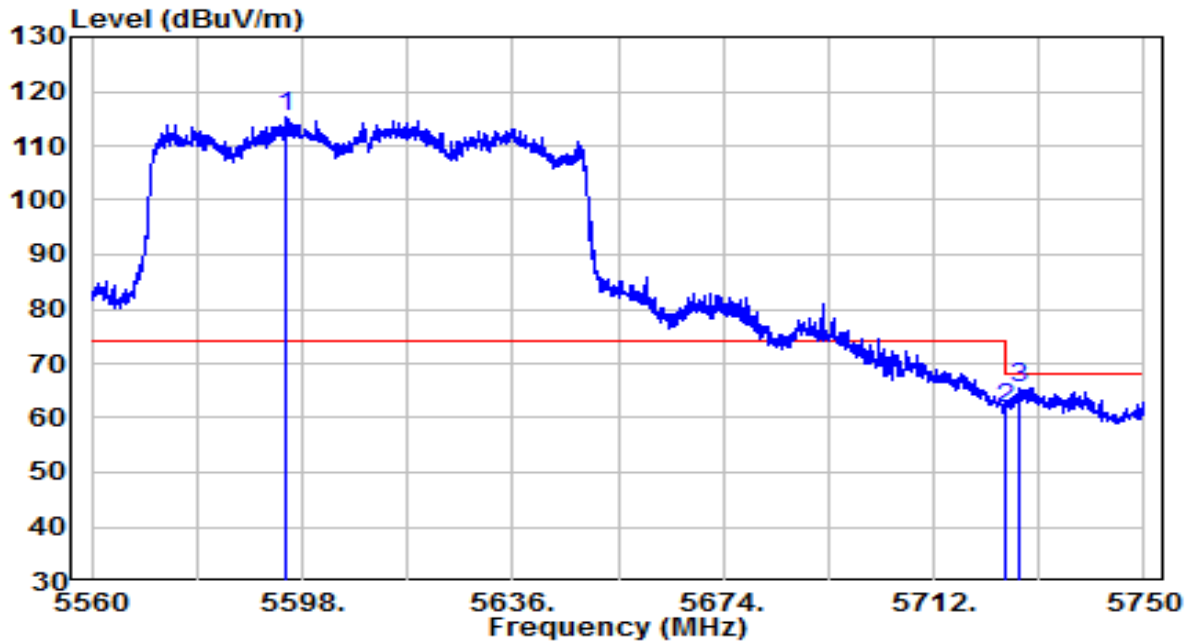


No	Frequency (MHz)	Reading (dB μ V)	C.F (dB/m)	Measurement (dB μ V/m)	Margin (dB)	Limit (dB μ V/m)	Remark (QP/PK/AV)
1	* 5607.120	94.66	21.16	115.82	N/A	N/A	Peak
2	5725.000	41.78	21.59	63.37	-4.83	68.20	Peak
3	5727.580	43.51	21.60	65.10	-3.10	68.20	Peak

Note:

1. " *", means this data is the worst emission level.
2. C.F (Correction Factor) = Antenna Factor (dB/m) + Cable Loss (dB) – Pre-amplifier(dB).
3. Measurement(dB μ V/m) = Reading(dB μ V) + C.F (Correction Factor).

EUT	ACCESS POINT	Date of Test	2021-12-28
Factor	BBHA 9120D (1GHz~18GHz)_2021	Temp. / Humidity	25.4°C/46.8%
Polarity	Vertical	Site / Test Engineer	AC1 / Jay Chu
Test Mode	Transmit by 802.11ax-HE80 at Channel 5610MHz	Test Voltage	120V/60Hz

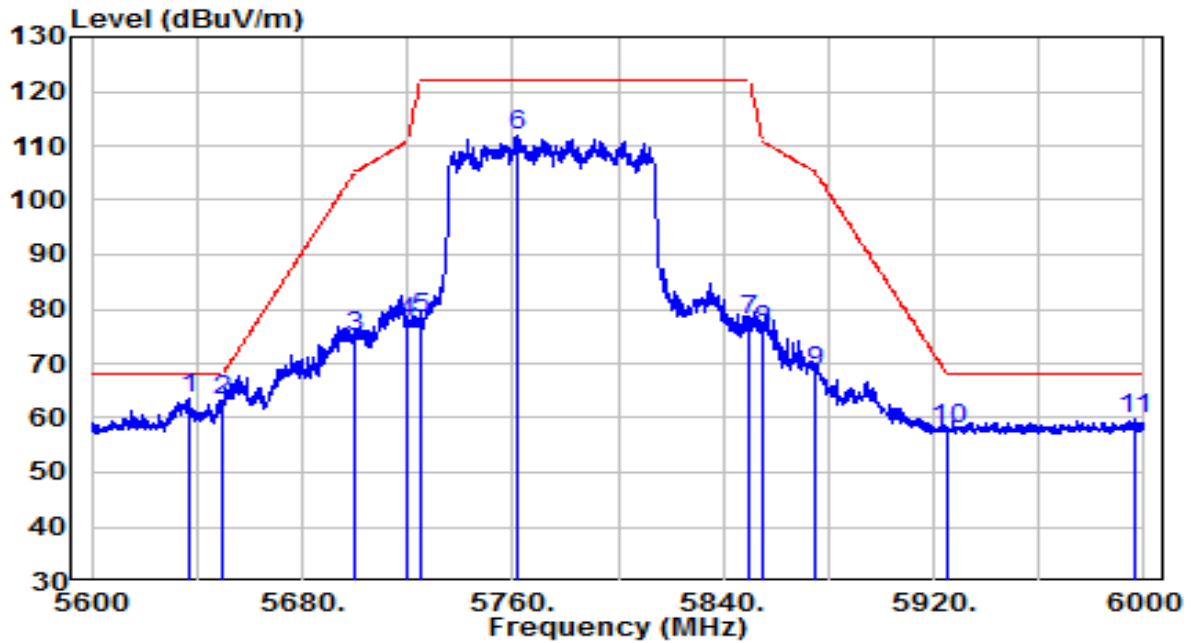


No	Frequency (MHz)	Reading (dB μ V)	C.F (dB/m)	Measurement (dB μ V/m)	Margin (dB)	Limit (dB μ V/m)	Remark (QP/PK/AV)
1	* 5594.865	93.99	21.12	115.10	N/A	N/A	Peak
2	5725.000	39.97	21.59	61.55	-6.65	68.20	Peak
3	5727.390	44.00	21.60	65.60	-2.60	68.20	Peak

Note:

1. " *", means this data is the worst emission level.
2. C.F (Correction Factor) = Antenna Factor (dB/m) + Cable Loss (dB) – Preamplifier(dB).
3. Measurement(dB μ V/m) = Reading(dB μ V) + C.F (Correction Factor).

EUT	ACCESS POINT	Date of Test	2021-12-28
Factor	BBHA 9120D (1GHz~18GHz)_2021	Temp. / Humidity	25.4°C/46.8%
Polarity	Horizontal	Site / Test Engineer	AC1 / Jay Chu
Test Mode	Transmit by 802.11ax-HE80 at Channel 5775MHz	Test Voltage	120V/60Hz



No	Frequency (MHz)	Reading (dB μ V)	C.F (dB/m)	Measurement (dB μ V/m)	Margin (dB)	Limit (dB μ V/m)	Remark (QP/PK/AV)
1	* 5636.600	42.33	21.27	63.60	-4.60	68.20	Peak
2	5650.000	42.04	21.32	63.35	-4.85	68.20	Peak
3	5700.000	53.49	21.50	74.99	-30.21	105.20	Peak
4	5720.000	56.04	21.57	77.61	-33.19	110.80	Peak
5	5725.000	56.77	21.59	78.36	-43.84	122.20	Peak
6	5761.400	90.22	21.72	111.94	N/A	N/A	Peak
7	5850.000	55.98	22.04	78.03	-44.17	122.20	Peak
8	5855.000	53.80	22.06	75.87	-34.93	110.80	Peak
9	5875.000	46.40	22.14	68.54	-36.66	105.20	Peak
10	5925.000	35.44	22.32	57.76	-10.44	68.20	Peak
11	5996.400	37.18	22.58	59.76	-8.44	68.20	Peak

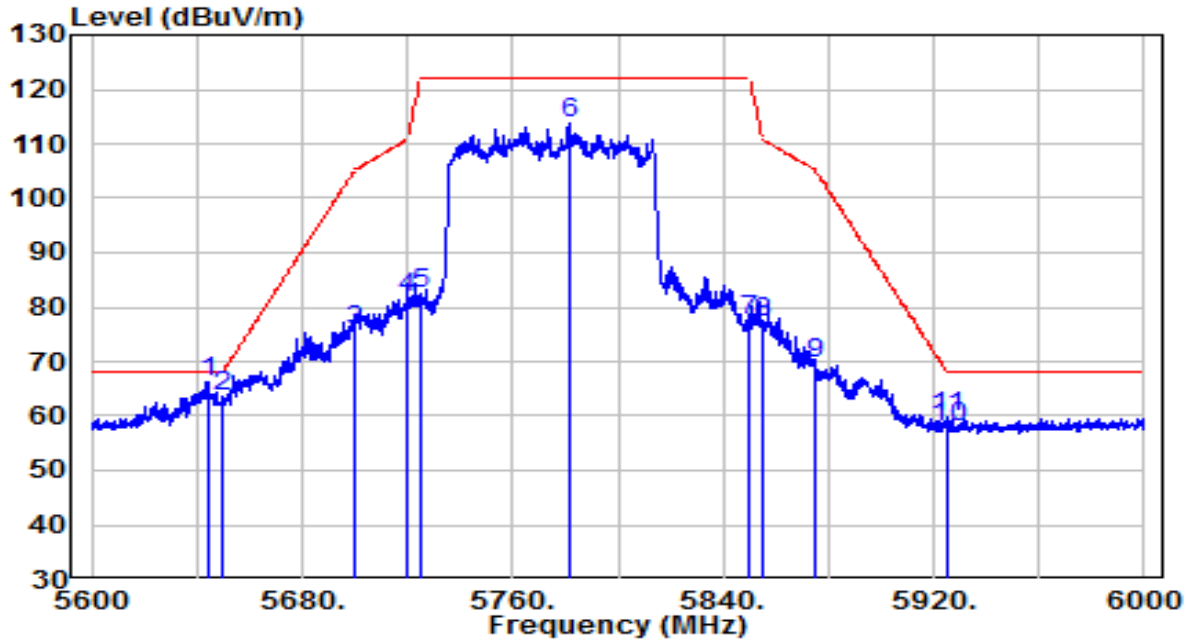
Note:

1. " *", means this data is the worst emission level.

2. C.F (Correction Factor) = Antenna Factor (dB/m) + Cable Loss (dB) – Pre-amplifier(dB).

3. Measurement(dB μ V/m) = Reading(dB μ V) + C.F (Correction Factor).

EUT	ACCESS POINT	Date of Test	2021-12-28
Factor	BBHA 9120D (1GHz~18GHz)_2021	Temp. / Humidity	25.4°C/46.8%
Polarity	Vertical	Site / Test Engineer	AC1 / Jay Chu
Test Mode	Transmit by 802.11ax-HE80 at Channel 5775MHz	Test Voltage	120V/60Hz



No	Frequency (MHz)	Reading (dBμV)	C.F (dB/m)	Measurement (dBμV/m)	Margin (dB)	Limit (dBμV/m)	Remark (QP/PK/AV)
1	* 5644.600	45.10	21.30	66.40	-1.80	68.20	Peak
2	5650.000	42.12	21.32	63.44	-4.76	68.20	Peak
3	5700.000	54.00	21.50	75.50	-29.70	105.20	Peak
4	5720.000	60.08	21.57	81.65	-29.15	110.80	Peak
5	5725.000	60.76	21.59	82.35	-39.85	122.20	Peak
6	5781.200	92.00	21.79	113.80	N/A	N/A	Peak
7	5850.000	55.52	22.04	77.56	-44.64	122.20	Peak
8	5855.000	55.09	22.06	77.15	-33.65	110.80	Peak
9	5875.000	47.50	22.14	69.63	-35.57	105.20	Peak
10	5925.000	35.45	22.32	57.76	-10.44	68.20	Peak
11	5925.200	37.62	22.32	59.93	-8.27	68.20	Peak

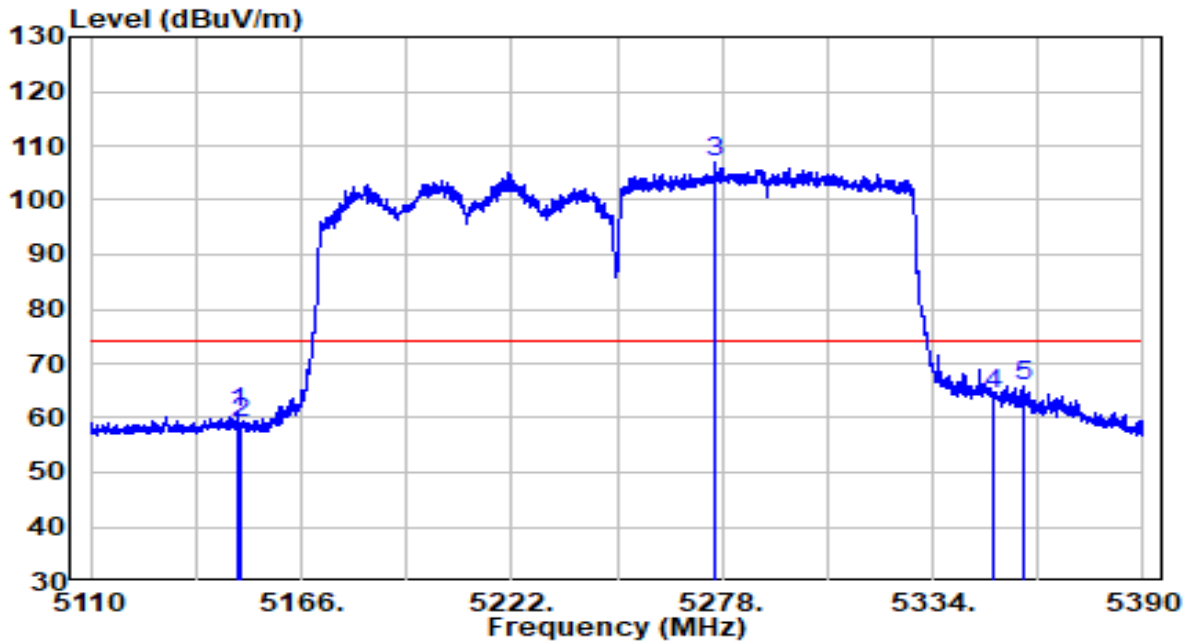
Note:

1. " *", means this data is the worst emission level.

2. C.F (Correction Factor) = Antenna Factor (dB/m) + Cable Loss (dB) – Pre-amplifier(dB).

3. Measurement(dBμV/m) = Reading(dBμV) + C.F (Correction Factor).

EUT	ACCESS POINT	Date of Test	2021-12-28
Factor	BBHA 9120D (1GHz~18GHz)_2021	Temp. / Humidity	25.7°C/48.4%
Polarity	Horizontal	Site / Test Engineer	AC1 / Jay Chu
Test Mode	Transmit by 802.11ax-HE80+80 at Channel 5210+5290MHz	Test Voltage	120V/60Hz

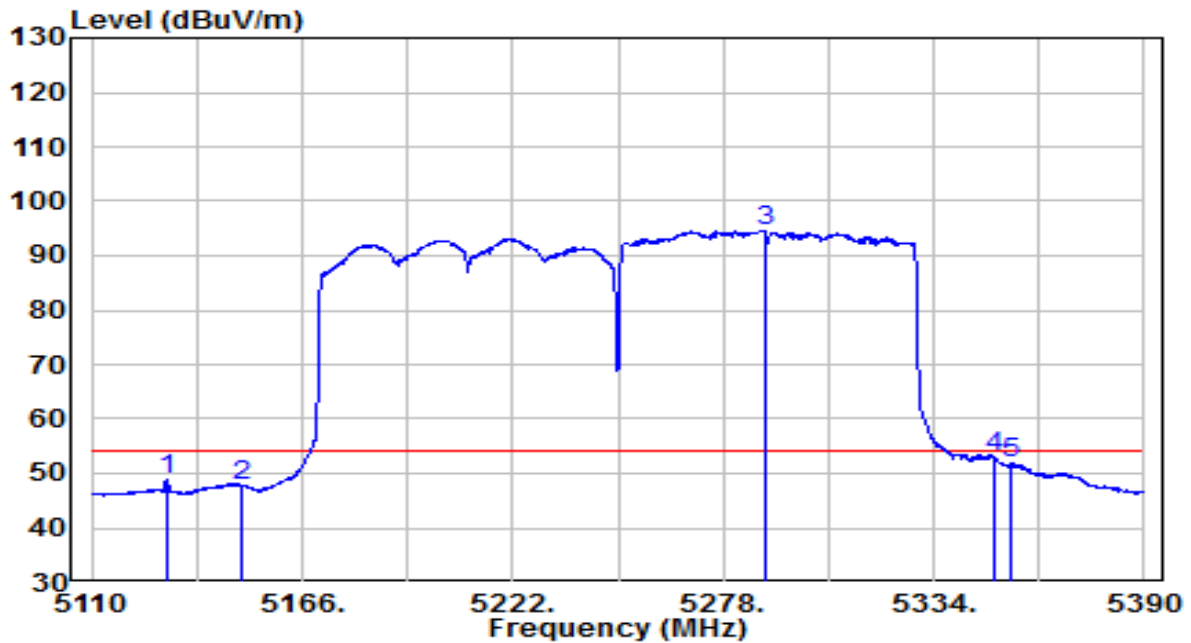


No	Frequency (MHz)	Reading (dB μ V)	C.F (dB/m)	Measurement (dB μ V/m)	Margin (dB)	Limit (dB μ V/m)	Remark (QP/PK/AV)
1	5149.340	40.71	20.19	60.90	-13.10	74.00	Peak
2	5150.040	38.74	20.20	58.94	-15.06	74.00	Peak
3	* 5276.320	86.49	20.40	106.90	N/A	N/A	Peak
4	5350.000	43.73	20.52	64.26	-9.74	74.00	Peak
5	5358.220	45.38	20.54	65.92	-8.08	74.00	Peak

Note:

- "*" means this data is the worst emission level.
- C.F (Correction Factor) = Antenna Factor (dB/m) + Cable Loss (dB) – Preamplifier(dB).
- Measurement(dB μ V/m) = Reading(dB μ V) + C.F (Correction Factor).

EUT	ACCESS POINT	Date of Test	2021-12-28
Factor	BBHA 9120D (1GHz~18GHz)_2021	Temp. / Humidity	25.7°C/48.4%
Polarity	Horizontal	Site / Test Engineer	AC1 / Jay Chu
Test Mode	Transmit by 802.11ax-HE80+80 at Channel 5210+5290MHz	Test Voltage	120V/60Hz

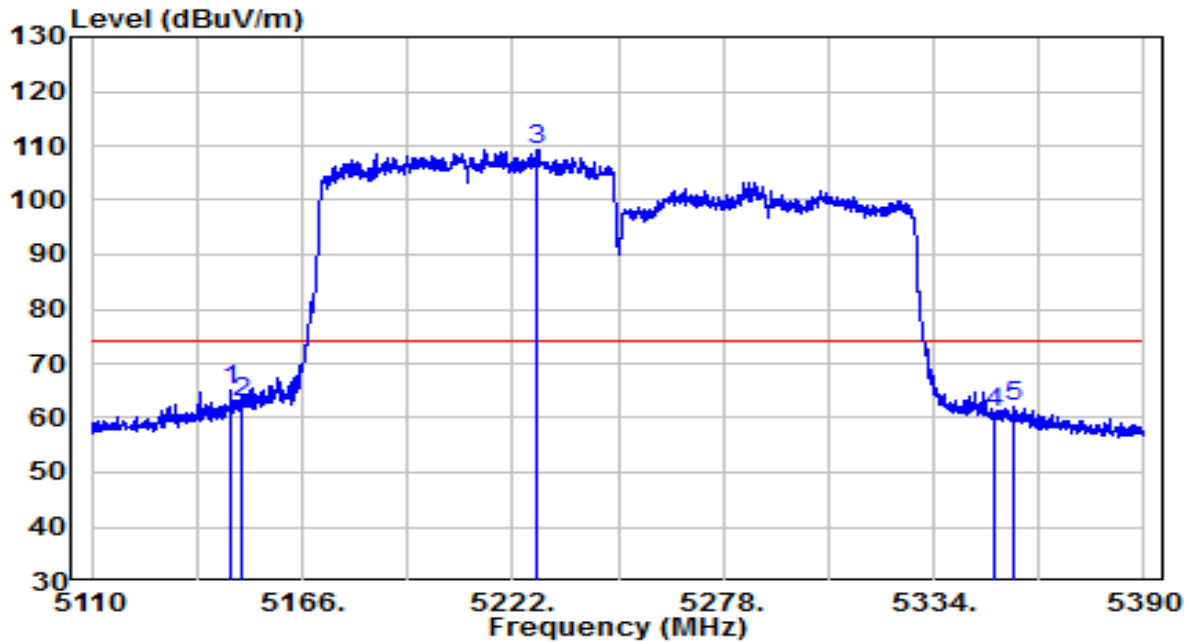


No	Frequency (MHz)	Reading (dB μ V)	C.F (dB/m)	Measurement (dB μ V/m)	Margin (dB)	Limit (dB μ V/m)	Remark (QP/PK/AV)
1	5130.020	28.89	20.16	49.05	-4.95	54.00	Average
2	5150.000	27.57	20.20	47.77	-6.23	54.00	Average
3	* 5288.920	74.27	20.42	94.69	N/A	N/A	Average
4	5350.000	32.33	20.52	52.86	-1.14	54.00	Average
5	5354.860	31.31	20.53	51.84	-2.16	54.00	Average

Note:

1. " *", means this data is the worst emission level.
2. C.F (Correction Factor) = Antenna Factor (dB/m) + Cable Loss (dB) – Pre-amplifier(dB).
3. Measurement(dB μ V/m) = Reading(dB μ V) + C.F (Correction Factor).

EUT	ACCESS POINT	Date of Test	2021-12-28
Factor	BBHA 9120D (1GHz~18GHz)_2021	Temp. / Humidity	25.7°C/48.4%
Polarity	Vertical	Site / Test Engineer	AC1 / Jay Chu
Test Mode	Transmit by 802.11ax-HE80+80 at Channel 5210+5290MHz	Test Voltage	120V/60Hz

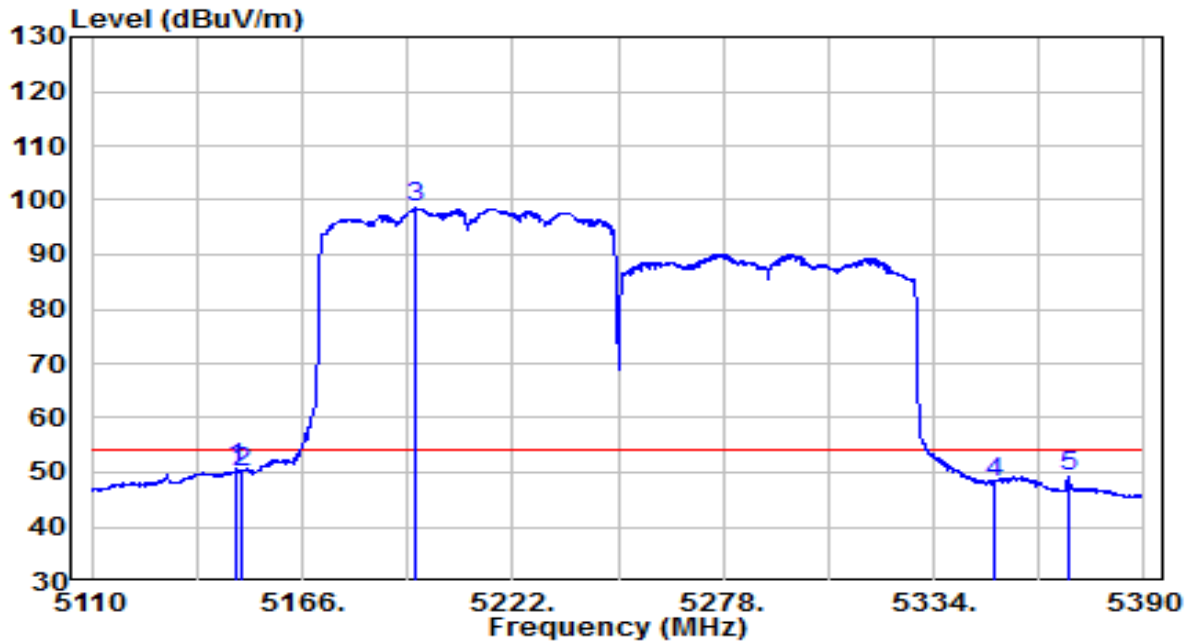


No	Frequency (MHz)	Reading (dBμV)	C.F (dB/m)	Measurement (dBμV/m)	Margin (dB)	Limit (dBμV/m)	Remark (QP/PK/AV)
1	5147.240	44.87	20.19	65.06	-8.94	74.00	Peak
2	5150.000	42.50	20.20	62.70	-11.30	74.00	Peak
3	* 5228.720	88.97	20.33	109.30	N/A	N/A	Peak
4	5350.000	40.41	20.52	60.93	-13.07	74.00	Peak
5	5355.560	41.45	20.53	61.98	-12.02	74.00	Peak

Note:

1. " *", means this data is the worst emission level.
2. C.F (Correction Factor) = Antenna Factor (dB/m) + Cable Loss (dB) – Preamplifier(dB).
3. Measurement(dBμV/m) = Reading(dBμV) + C.F (Correction Factor).

EUT	ACCESS POINT	Date of Test	2021-12-28
Factor	BBHA 9120D (1GHz~18GHz)_2021	Temp. / Humidity	25.7°C/48.4%
Polarity	Vertical	Site / Test Engineer	AC1 / Jay Chu
Test Mode	Transmit by 802.11ax-HE80+80 at Channel 5210+5290MHz	Test Voltage	120V/60Hz

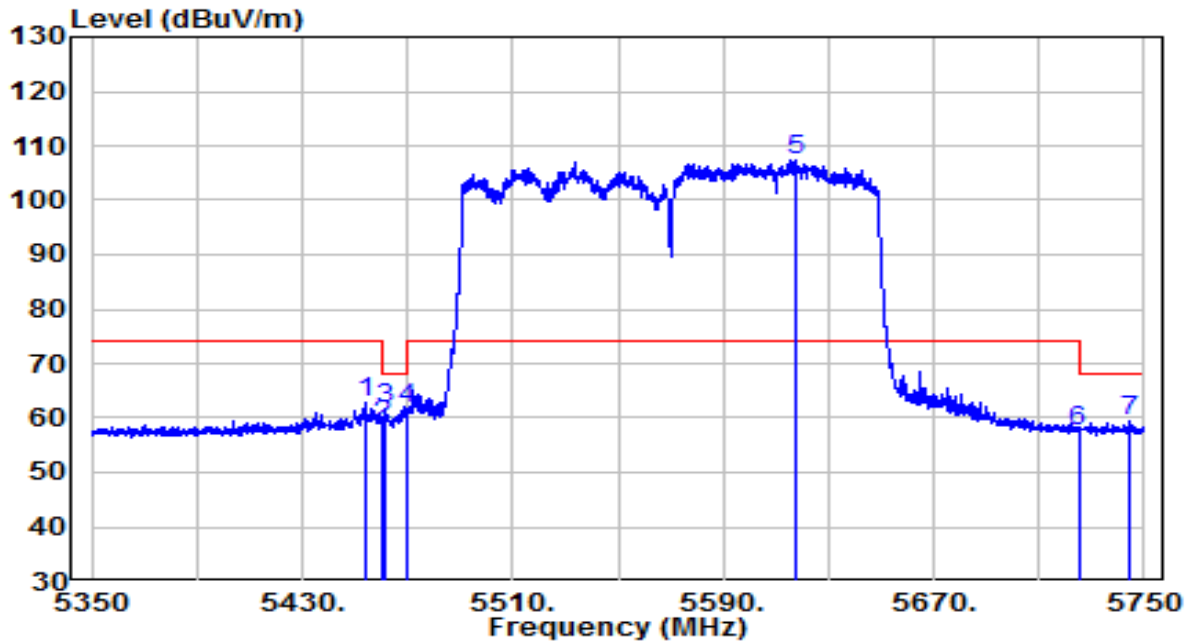


No	Frequency (MHz)	Reading (dB μ V)	C.F (dB/m)	Measurement (dB μ V/m)	Margin (dB)	Limit (dB μ V/m)	Remark (QP/PK/AV)
1	5148.640	30.44	20.19	50.63	-3.37	54.00	Average
2	5150.000	29.86	20.20	50.05	-3.95	54.00	Average
3	* 5196.240	78.23	20.27	98.50	N/A	N/A	Average
4	5350.000	27.71	20.52	48.24	-5.76	54.00	Average
5	5369.980	28.66	20.56	49.22	-4.78	54.00	Average

Note:

- "*" means this data is the worst emission level.
- C.F (Correction Factor) = Antenna Factor (dB/m) + Cable Loss (dB) – Preamplifier(dB).
- Measurement(dB μ V/m) = Reading(dB μ V) + C.F (Correction Factor).

EUT	ACCESS POINT	Date of Test	2021-12-28
Factor	BBHA 9120D (1GHz~18GHz)_2021	Temp. / Humidity	25.7°C/48.4%
Polarity	Horizontal	Site / Test Engineer	AC1 / Jay Chu
Test Mode	Transmit by 802.11ax-HE80+80 at Channel 5530+5610MHz	Test Voltage	120V/60Hz

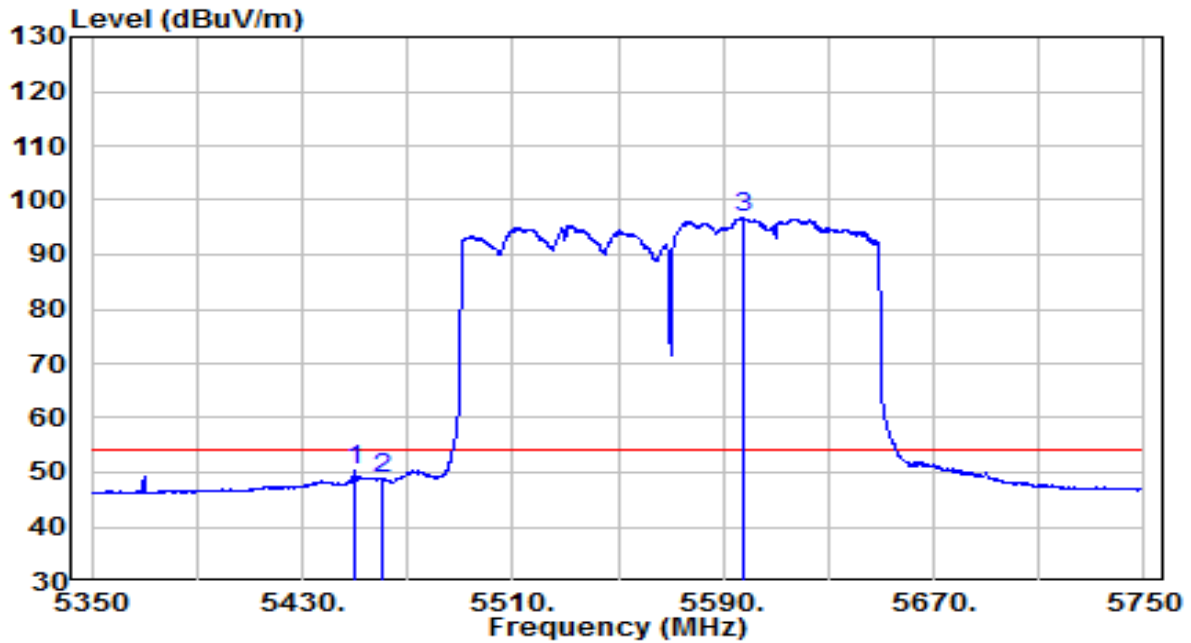


No	Frequency (MHz)	Reading (dB μ V)	C.F (dB/m)	Measurement (dB μ V/m)	Margin (dB)	Limit (dB μ V/m)	Remark (QP/PK/AV)
1	5454.200	42.31	20.69	63.01	-10.99	74.00	Peak
2	5460.000	38.13	20.70	58.83	-9.37	68.20	Peak
3	5461.600	41.11	20.71	61.82	-6.38	68.20	Peak
4	5470.000	40.95	20.72	61.67	-6.53	68.20	Peak
5	* 5618.000	86.06	21.20	107.26	N/A	N/A	Peak
6	5725.000	35.92	21.59	57.51	-10.69	68.20	Peak
7	5744.200	37.63	21.66	59.29	-8.91	68.20	Peak

Note:

1. " *", means this data is the worst emission level.
2. C.F (Correction Factor) = Antenna Factor (dB/m) + Cable Loss (dB) – Preamplifier(dB).
3. Measurement(dB μ V/m) = Reading(dB μ V) + C.F (Correction Factor).

EUT	ACCESS POINT	Date of Test	2021-12-28
Factor	BBHA 9120D (1GHz~18GHz)_2021	Temp. / Humidity	25.7°C/48.4%
Polarity	Horizontal	Site / Test Engineer	AC1 / Jay Chu
Test Mode	Transmit by 802.11ax-HE80+80 at Channel 5530+5610MHz	Test Voltage	120V/60Hz

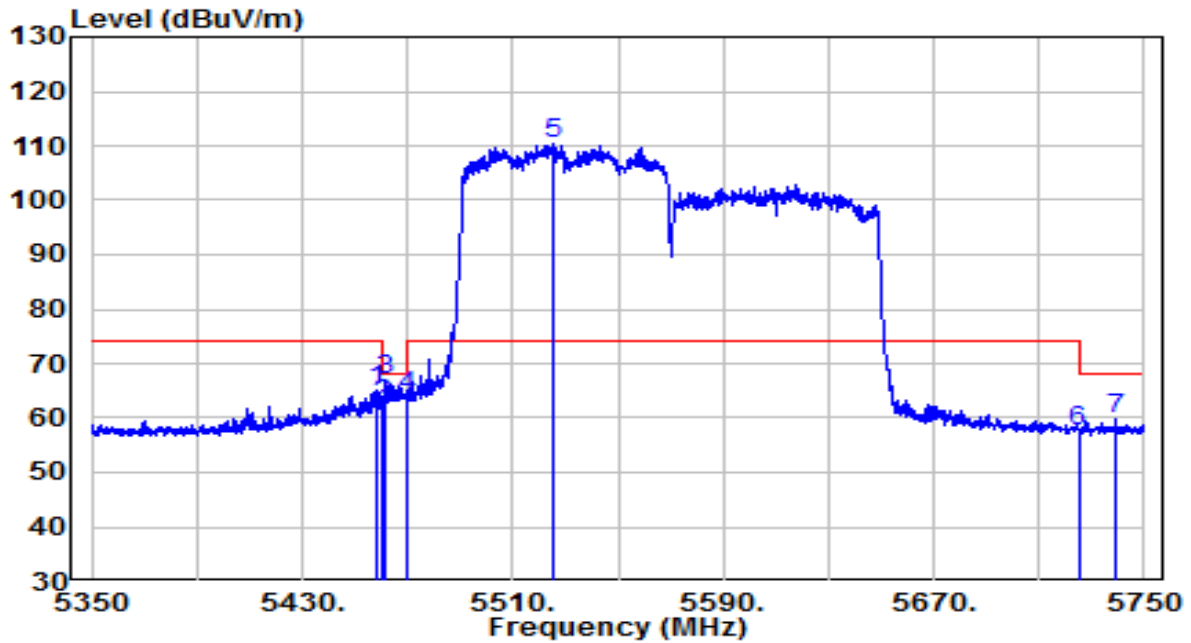


No	Frequency (MHz)	Reading (dB μ V)	C.F (dB/m)	Measurement (dB μ V/m)	Margin (dB)	Limit (dB μ V/m)	Remark (QP/PK/AV)
1	5450.000	29.67	20.69	50.36	-3.64	54.00	Average
2	5460.000	28.02	20.70	48.72	-5.28	54.00	Average
3	* 5598.000	75.63	21.13	96.76	N/A	N/A	Average

Note:

1. " *", means this data is the worst emission level.
2. C.F (Correction Factor) = Antenna Factor (dB/m) + Cable Loss (dB) – Preamplifier(dB).
3. Measurement(dB μ V/m) = Reading(dB μ V) + C.F (Correction Factor).

EUT	ACCESS POINT	Date of Test	2021-12-28
Factor	BBHA 9120D (1GHz~18GHz)_2021	Temp. / Humidity	25.7°C/48.4%
Polarity	Vertical	Site / Test Engineer	AC1 / Jay Chu
Test Mode	Transmit by 802.11ax-HE80+80 at Channel 5530+5610MHz	Test Voltage	120V/60Hz

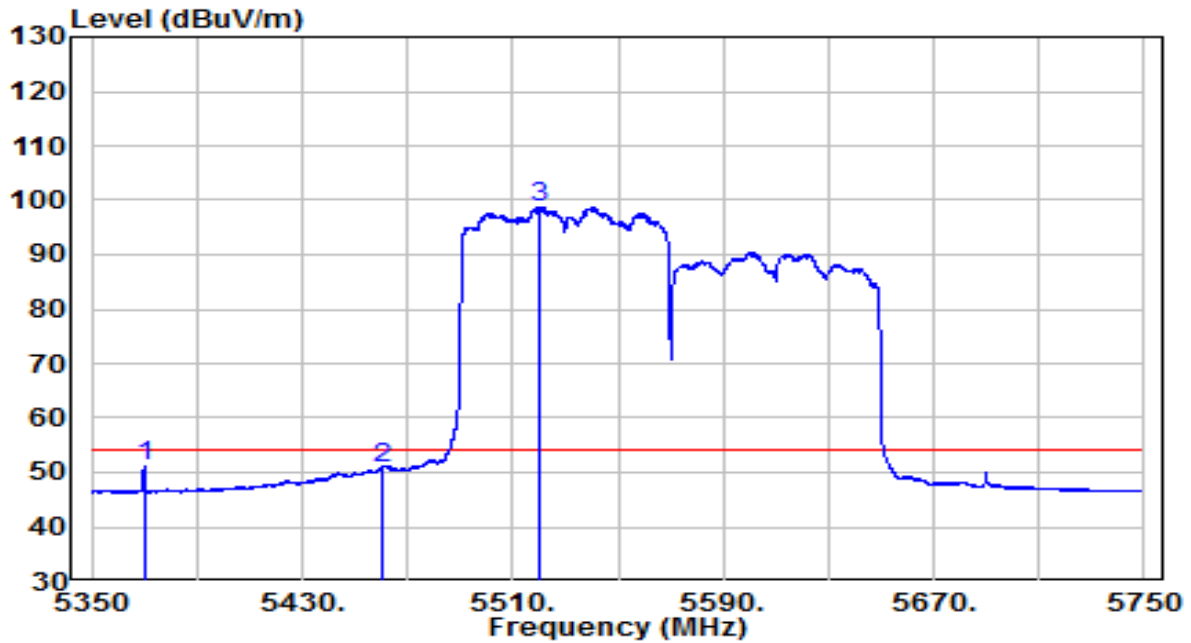


No	Frequency (MHz)	Reading (dB μ V)	C.F (dB/m)	Measurement (dB μ V/m)	Margin (dB)	Limit (dB μ V/m)	Remark (QP/PK/AV)
1	5458.600	44.27	20.70	64.97	-9.03	74.00	Peak
2	5460.000	41.63	20.70	62.34	-5.86	68.20	Peak
3	5461.800	46.09	20.71	66.80	-1.40	68.20	Peak
4	5470.000	43.15	20.72	63.87	-4.33	68.20	Peak
5	* 5525.200	89.53	20.86	110.39	N/A	N/A	Peak
6	5725.000	35.96	21.59	57.55	-10.65	68.20	Peak
7	5739.600	38.04	21.64	59.68	-8.52	68.20	Peak

Note:

1. " *", means this data is the worst emission level.
2. C.F (Correction Factor) = Antenna Factor (dB/m) + Cable Loss (dB) – Preamplifier(dB).
3. Measurement(dB μ V/m) = Reading(dB μ V) + C.F (Correction Factor).

EUT	ACCESS POINT	Date of Test	2021-12-28
Factor	BBHA 9120D (1GHz~18GHz)_2021	Temp. / Humidity	25.7°C/48.4%
Polarity	Vertical	Site / Test Engineer	AC1 / Jay Chu
Test Mode	Transmit by 802.11ax-HE80+80 at Channel 5530+5610MHz	Test Voltage	120V/60Hz



No	Frequency (MHz)	Reading (dB μ V)	C.F (dB/m)	Measurement (dB μ V/m)	Margin (dB)	Limit (dB μ V/m)	Remark (QP/PK/AV)
1	5370.000	30.60	20.56	51.15	-2.85	54.00	Average
2	5460.000	30.01	20.70	50.71	-3.29	54.00	Average
3	* 5520.400	77.93	20.84	98.78	N/A	N/A	Average

Note:

1. " *", means this data is the worst emission level.
2. C.F (Correction Factor) = Antenna Factor (dB/m) + Cable Loss (dB) – Preamplifier(dB).
3. Measurement(dB μ V/m) = Reading(dB μ V) + C.F (Correction Factor).

7.9. AC Conducted Emissions Measurement

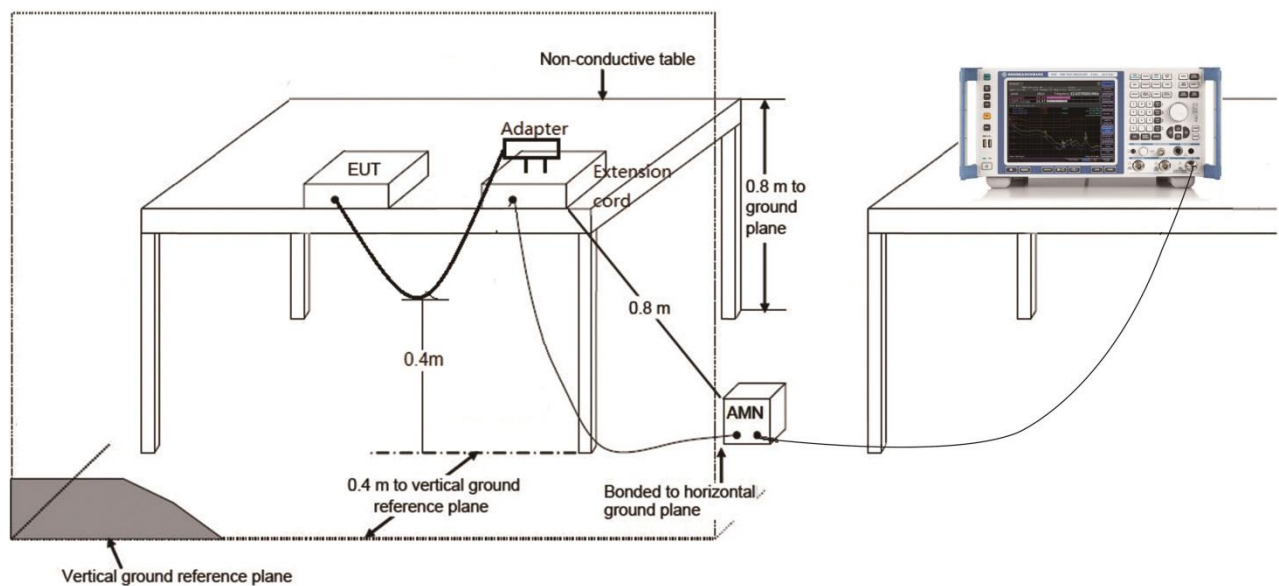
7.9.1. Test Limit

FCC Part 15.207 Limits		
Frequency (MHz)	QP (dB μ V)	AV (dB μ V)
0.15 - 0.50	66 - 56	56 - 46
0.50 - 5.0	56	46
5.0 - 30	60	50

Note 1: The lower limit shall apply at the transition frequencies.

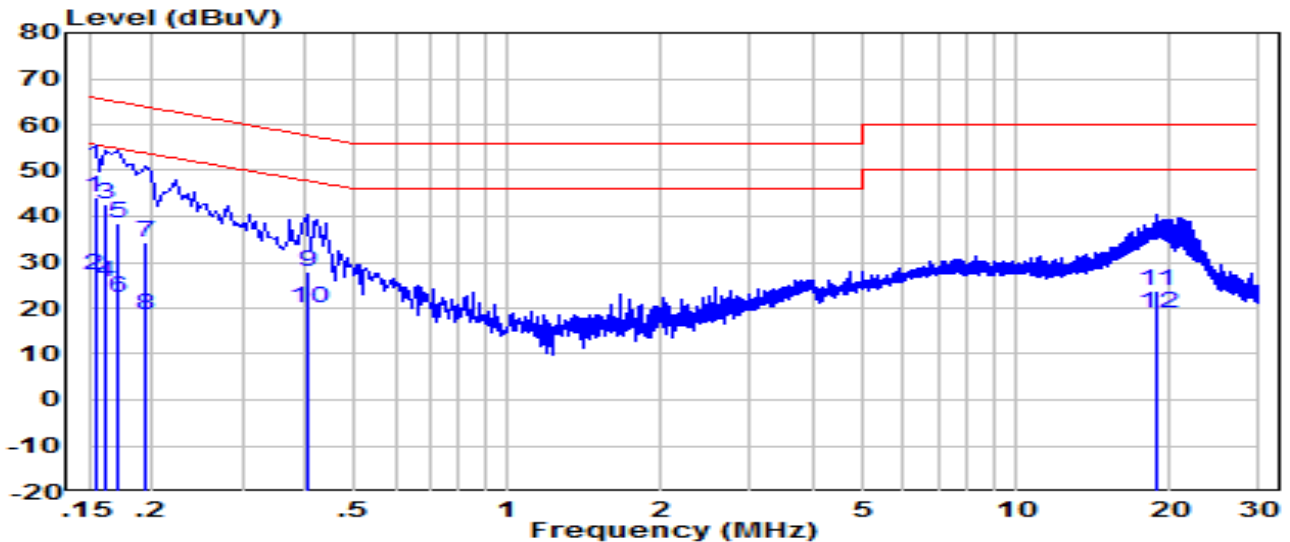
Note 2: The limit decreases linearly with the logarithm of the frequency in the range 0.15MHz to 0.5MHz.

7.9.2. Test Setup



7.9.3.Test Result

EUT	ACCESS POINT	Date of Test	2022-01-06
Factor	CE_ENV216-L1 (Filter OFF)_2021	Temp. / Humidity	20.3°C /43.5%
Polarity	Line1	Site / Test Engineer	SR2 / Eric Lin
Test Mode	Transmit by 802.11ax-HE20 at channel 5180MHz	Test Voltage	120V/60Hz

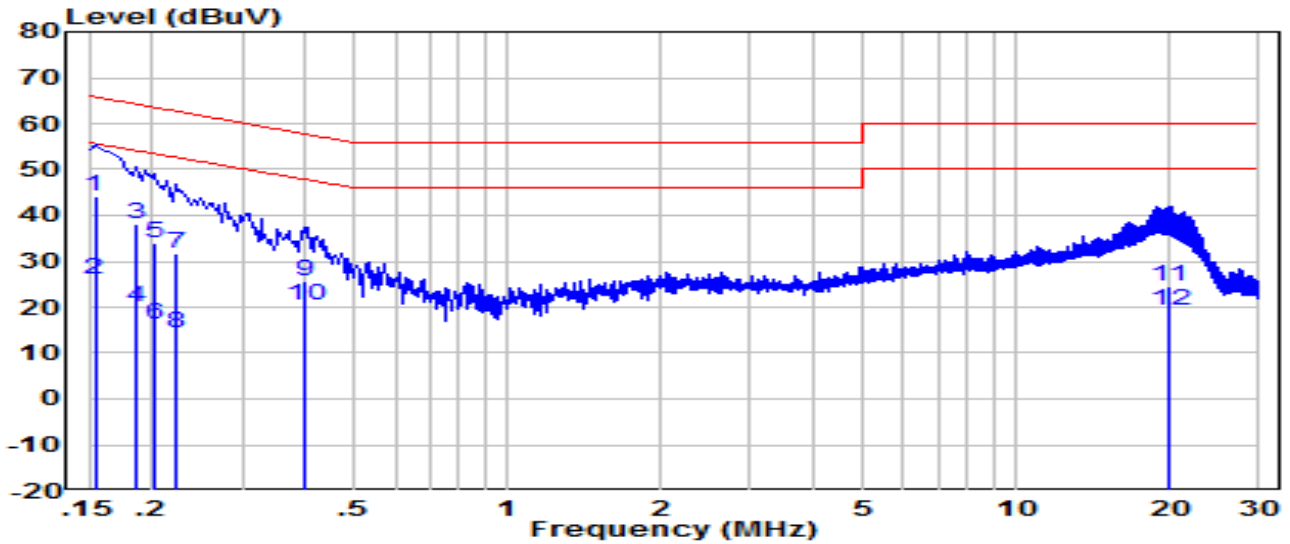


No		Frequency (MHz)	Reading (dBμV)	C.F (dB)	Measurement (dBμV)	Margin (dB)	Limit (dBμV)	Remark (QP/PK/AV)
1	*	0.154	34.69	9.61	44.30	-21.48	65.78	QP
2		0.154	17.39	9.61	27.00	-28.78	55.78	Average
3		0.162	32.99	9.61	42.60	-22.76	65.36	QP
4		0.162	15.99	9.61	25.60	-29.76	55.36	Average
5		0.170	28.79	9.61	38.40	-26.56	64.96	QP
6		0.170	12.59	9.61	22.20	-32.76	54.96	Average
7		0.194	24.89	9.61	34.50	-29.36	63.86	QP
8		0.194	8.89	9.61	18.50	-35.36	53.86	Average
9		0.402	18.28	9.62	27.90	-29.91	57.81	QP
10		0.402	10.48	9.62	20.10	-27.71	47.81	Average
11		18.880	13.83	9.97	23.80	-36.20	60.00	QP
12		18.880	8.93	9.97	18.90	-31.10	50.00	Average

Note:

1. " *", means this data is the worst emission level.
2. C.F (Correction Factor) = LISN Factor (dB) + Cable Loss (dB).
3. Measurement(dBμV) = Reading(dBμV) + C.F (Correction Factor).

EUT	ACCESS POINT	Date of Test	2022-01-06
Factor	CE_ENV216-N (Filter OFF)_2021	Temp. / Humidity	20.3°C /43.5%
Polarity	Neutral	Site / Test Engineer	SR2 / Eric Lin
Test Mode	Transmit by 802.11ax-HE20 at channel 5180MHz	Test Voltage	120V/60Hz



No		Frequency (MHz)	Reading (dBμV)	C.F (dB)	Measurement (dBμV)	Margin (dB)	Limit (dBμV)	Remark (QP/PK/AV)
1	*	0.154	34.58	9.62	44.20	-21.58	65.78	QP
2		0.154	16.58	9.62	26.20	-29.58	55.78	Average
3		0.186	28.69	9.61	38.30	-25.91	64.21	QP
4		0.186	10.49	9.61	20.10	-34.11	54.21	Average
5		0.202	24.39	9.61	34.00	-29.53	63.53	QP
6		0.202	6.49	9.61	16.10	-37.43	53.53	Average
7		0.222	22.19	9.61	31.80	-30.94	62.74	QP
8		0.222	4.69	9.61	14.30	-38.44	52.74	Average
9		0.398	16.08	9.62	25.70	-32.20	57.90	QP
10		0.398	10.78	9.62	20.40	-27.50	47.90	Average
11		19.960	14.55	10.05	24.60	-35.40	60.00	QP
12		19.960	9.25	10.05	19.30	-30.70	50.00	Average

Note:

1. " *", means this data is the worst emission level.
2. C.F (Correction Factor) = LISN Factor (dB) + Cable Loss (dB).
3. Measurement(dBμV) = Reading(dBμV) + C.F (Correction Factor).

8. CONCLUSION

The data collected relate only the item(s) tested and show that the device is in compliance with Part 15E of the FCC Rules.

_____ The End _____

Appendix A - Test Setup Photograph

Refer to "2105TW0602-Test Setup Photo" file.

Appendix B - EUT Photograph

Refer to "2105TW0602-EUT Photo" file.