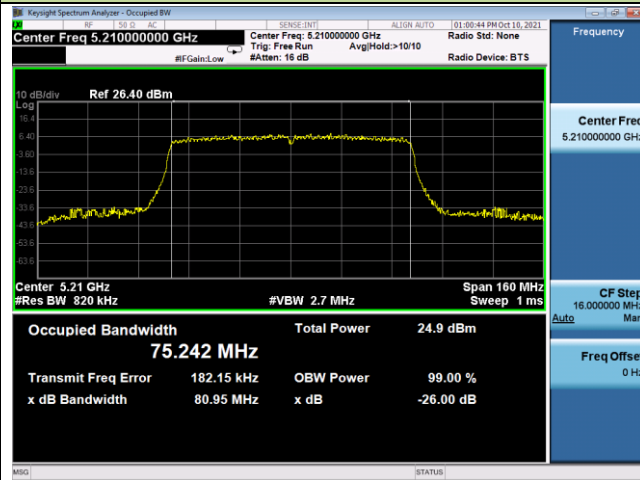
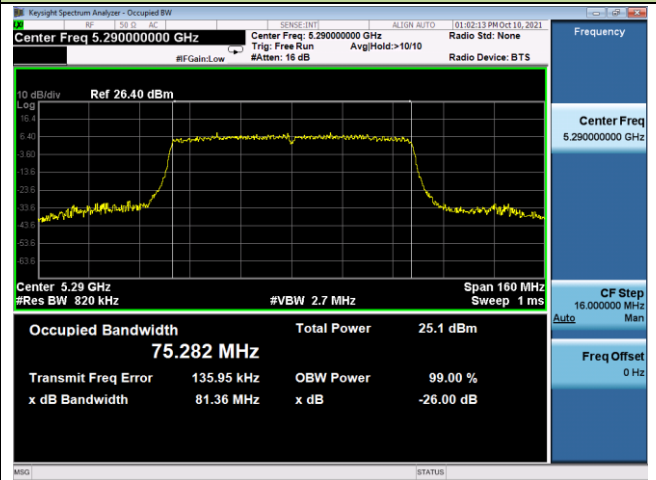


## 802.11ac-VHT80 26dB Bandwidth &amp; 99% Bandwidth

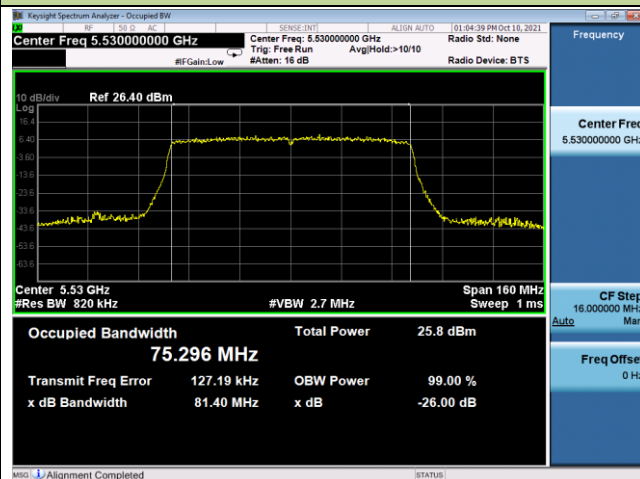
## Channel 42 (5210MHz)



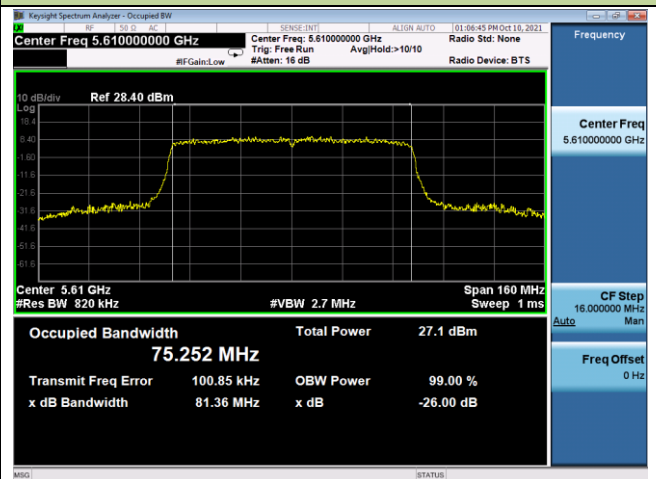
## Channel 58 (5290MHz)



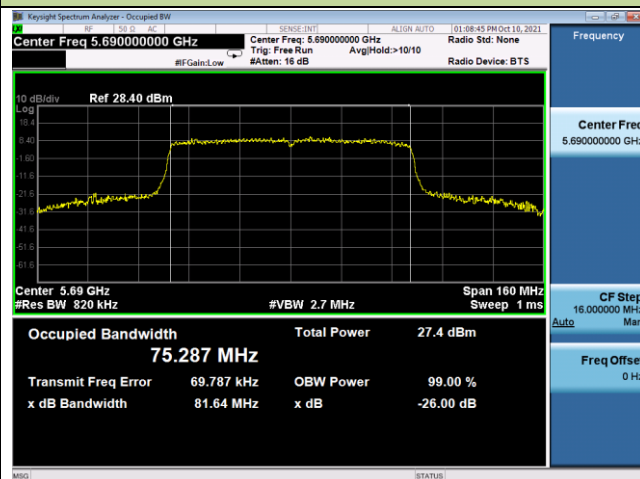
## Channel 106 (5530MHz)



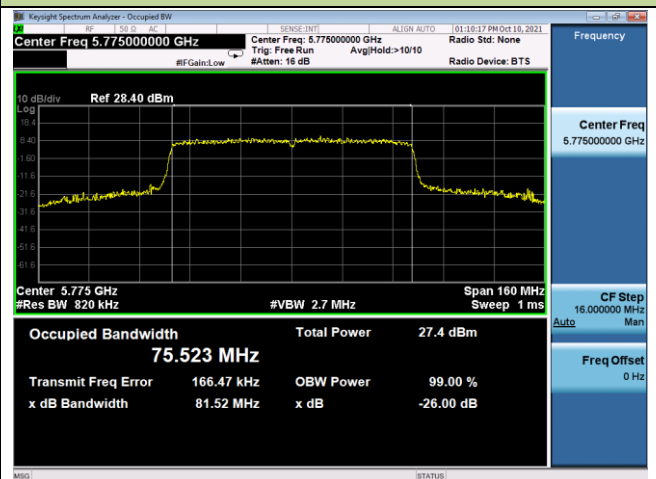
## Channel 122 (5610MHz)



## Channel 138 (5690MHz)

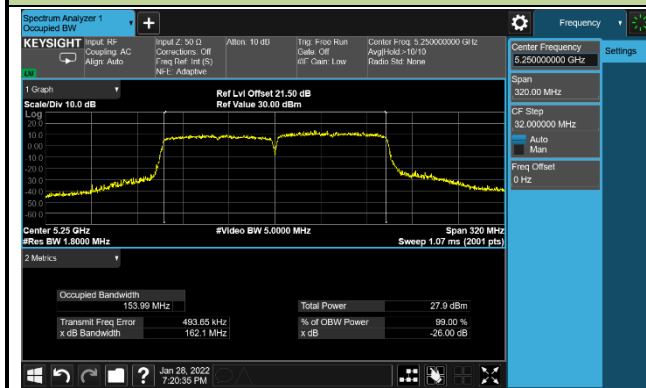


## Channel 155 (5775MHz)

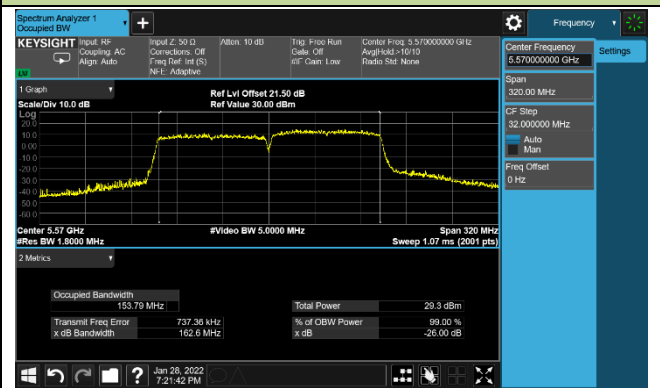


## 802.11ac-VHT80+80 26dB Bandwidth &amp; 99% Bandwidth

## Channel 42 + 58 (5210 + 5290MHz)

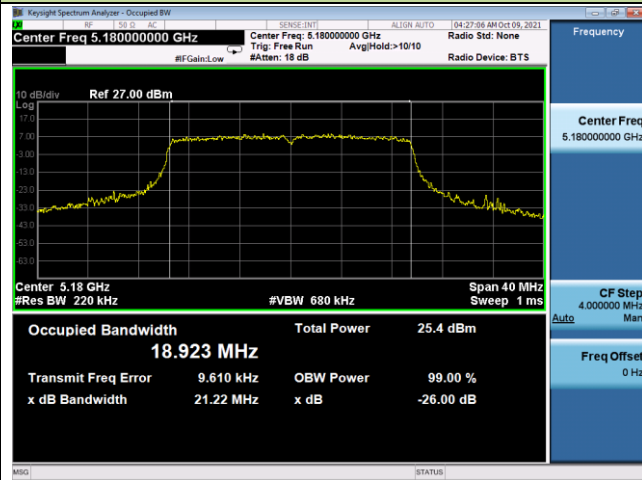


## Channel 106 + 122 (5530 + 5610MHz)

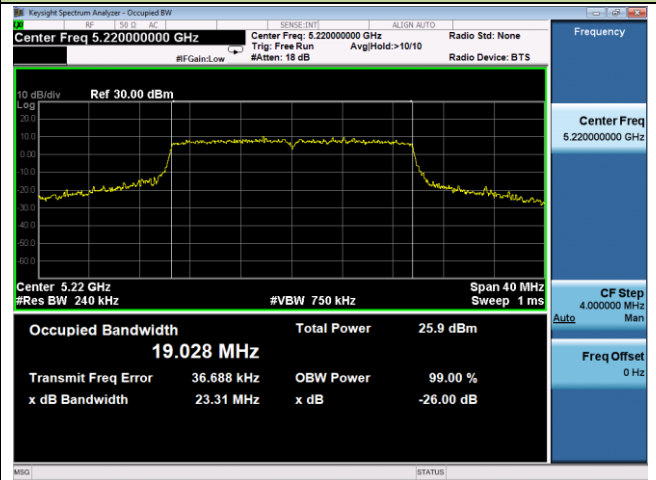


## 802.11ax-HE20 26dB Bandwidth &amp; 99% Bandwidth

## Channel 36 (5180MHz)



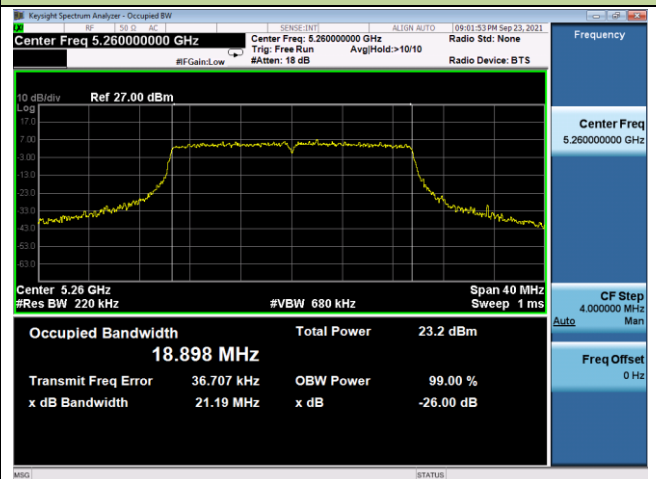
## Channel 44 (5220MHz)



## Channel 48 (5240MHz)



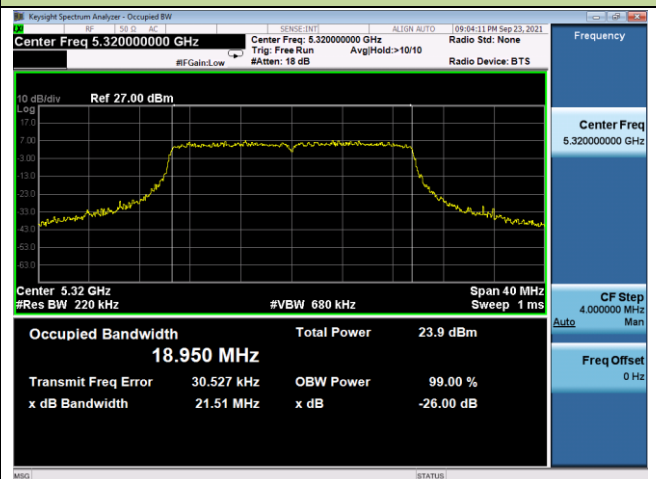
## Channel 52 (5260MHz)



## Channel 60 (5300MHz)

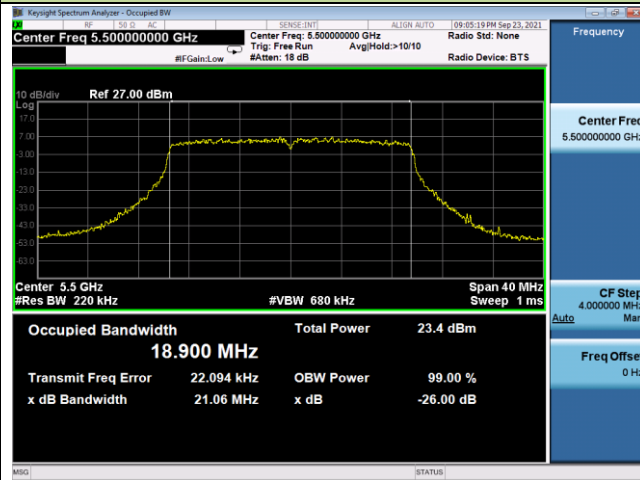


## Channel 64 (5320MHz)

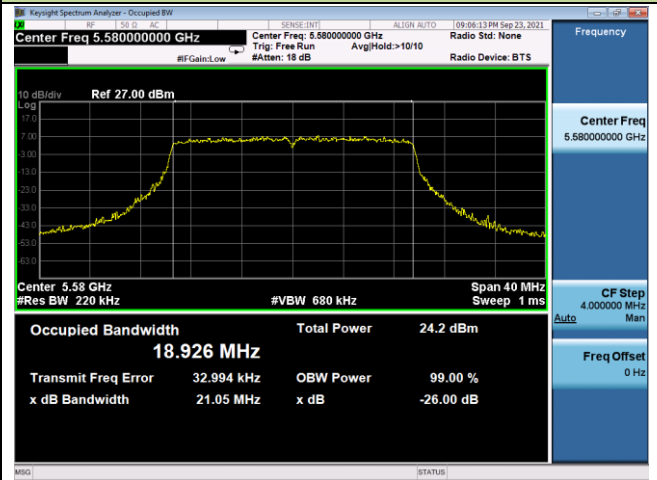


## 802.11ax-HE20 26dB Bandwidth &amp; 99% Bandwidth

## Channel 100 (5500MHz)



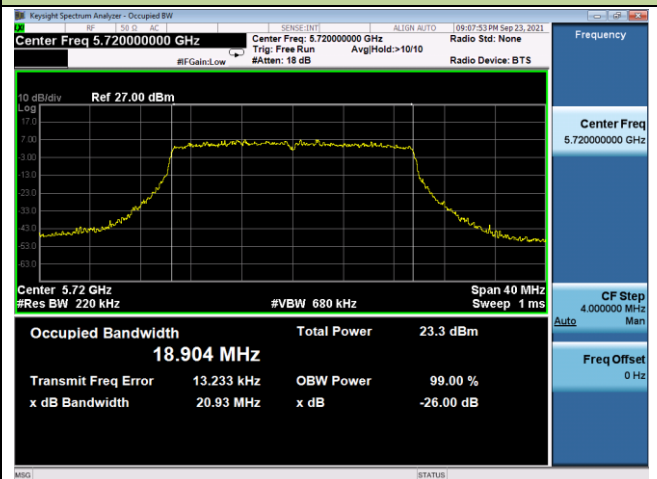
## Channel 116 (5580MHz)



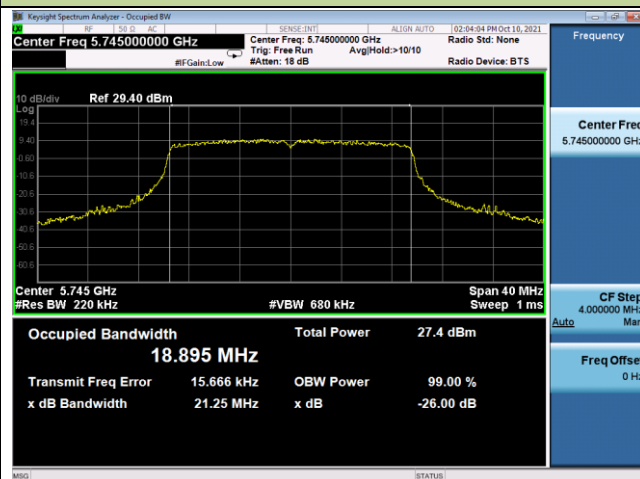
## Channel 140 (5700MHz)



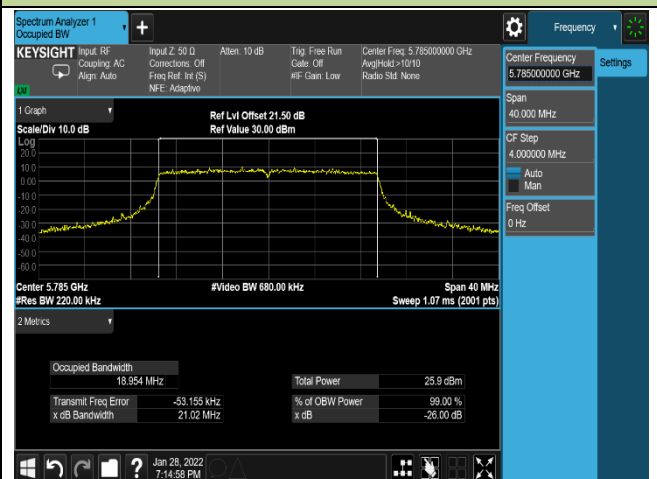
## Channel 144 (5720MHz)



## Channel 149 (5745MHz)

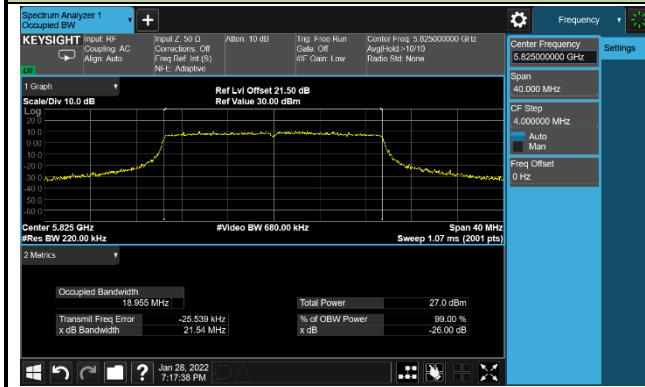


## Channel 157 (5785MHz)



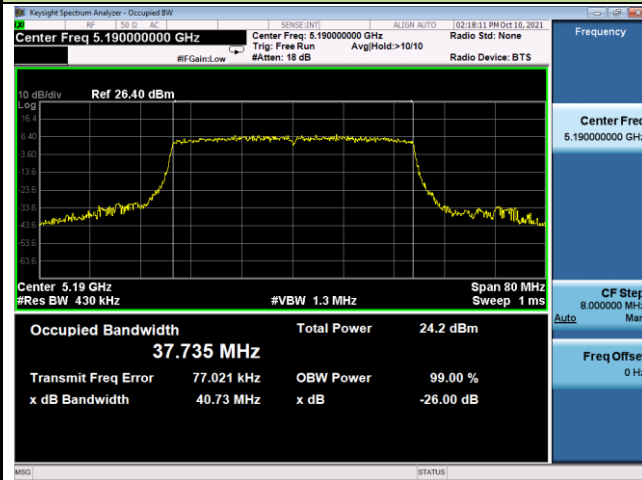
## 802.11ax-HE20 26dB Bandwidth &amp; 99% Bandwidth

## Channel 165 (5825MHz)

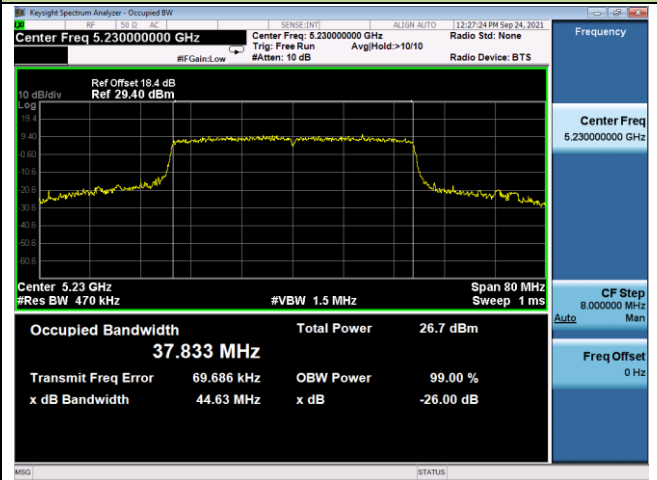


## 802.11ax-HE40 26dB Bandwidth &amp; 99% Bandwidth

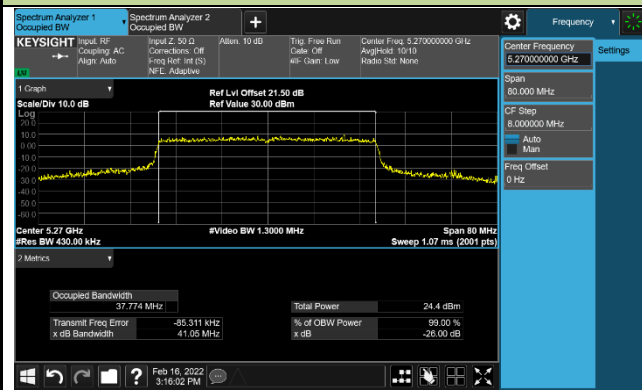
## Channel 38 (5190MHz)



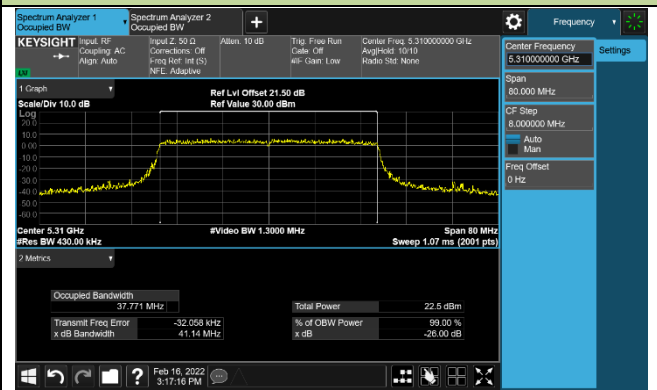
## Channel 46 (5230MHz)



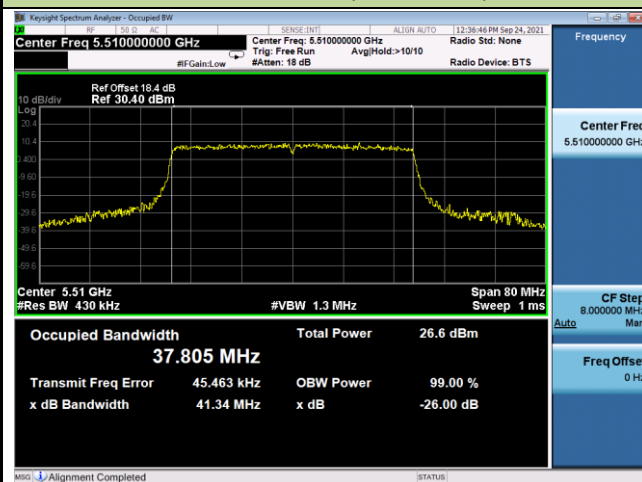
## Channel 54 (5270MHz)



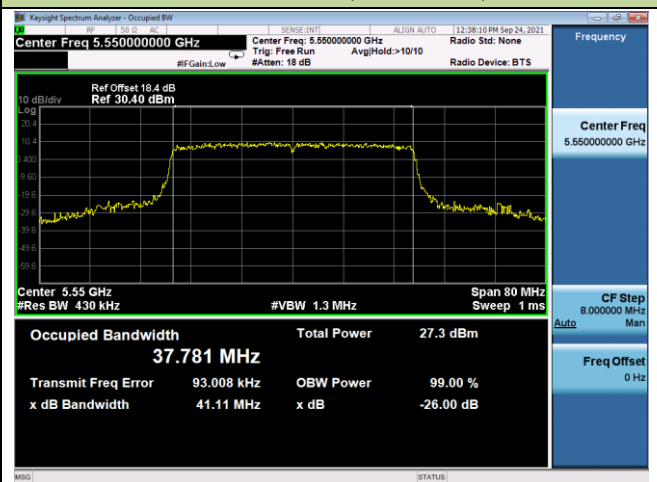
## Channel 62 (5310MHz)



## Channel 102 (5510MHz)

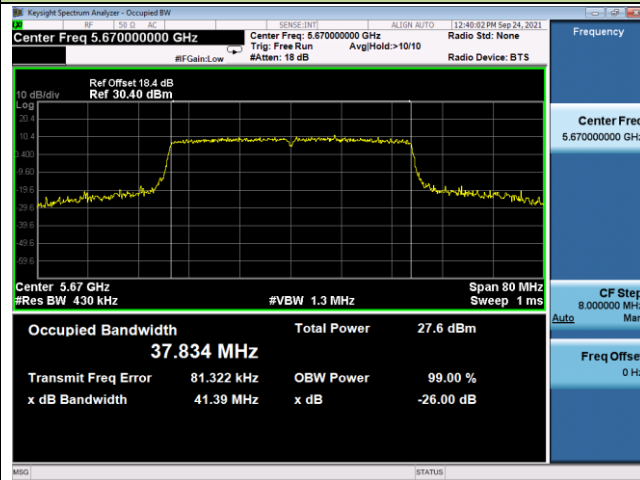


## Channel 110 (5550MHz)

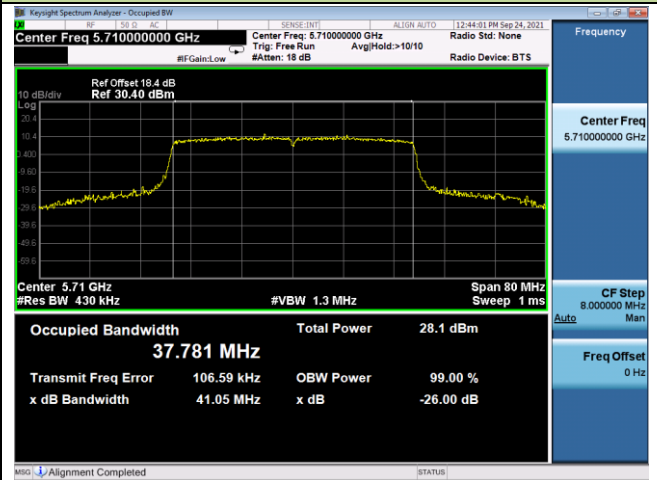


## 802.11ax-HE40 26dB Bandwidth &amp; 99% Bandwidth

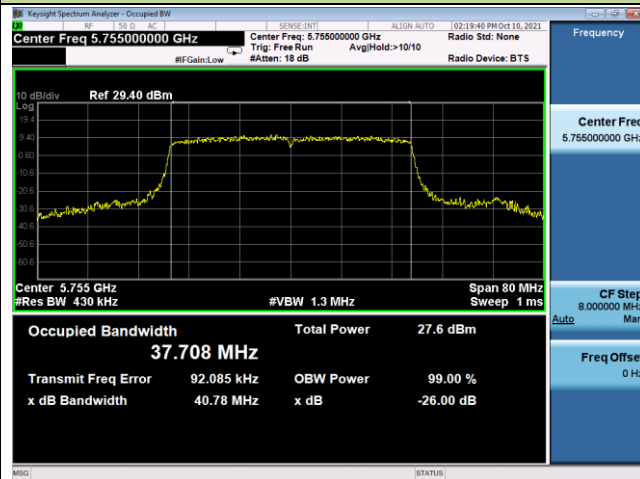
## Channel 134 (5670MHz)



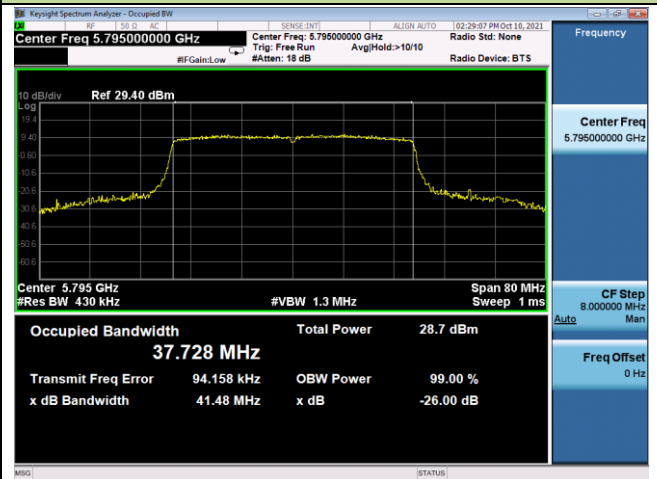
## Channel 142 (5710MHz)



## Channel 151 (5755MHz)

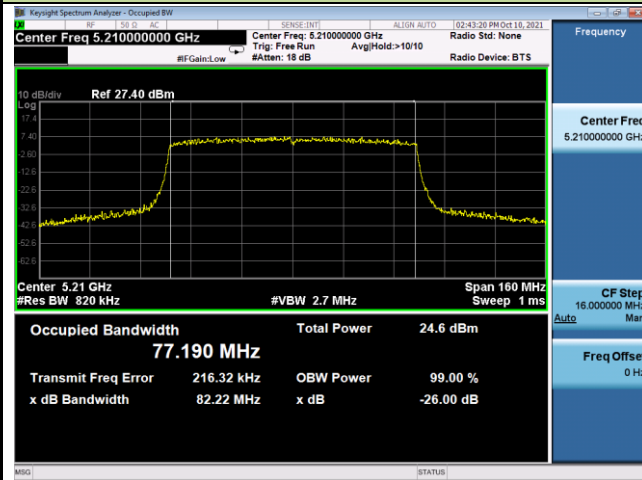


## Channel 159 (5795MHz)

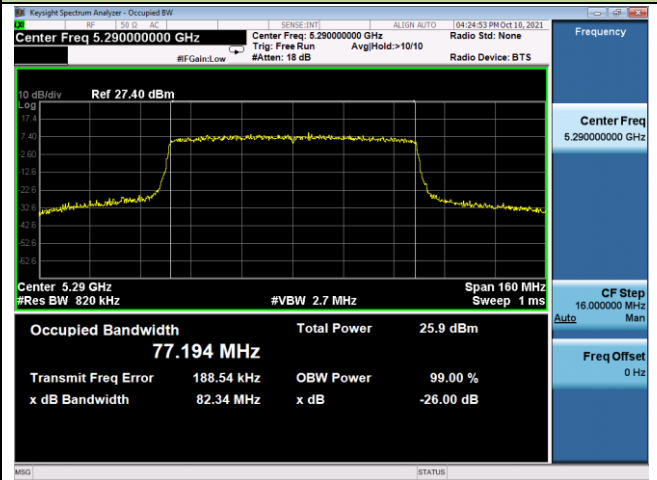


## 802.11ax-HE80 26dB Bandwidth &amp; 99% Bandwidth

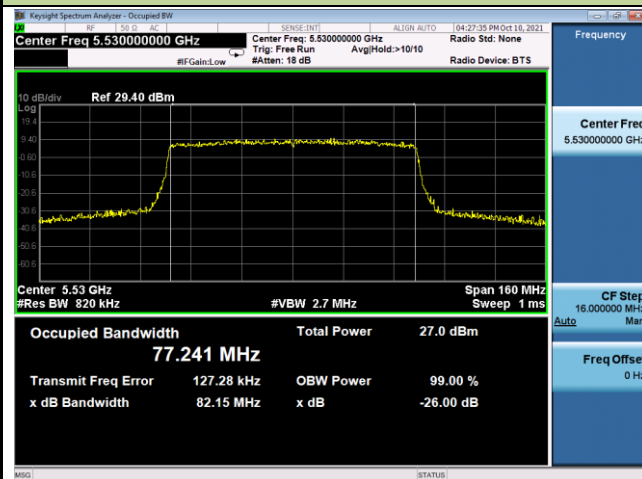
## Channel 42 (5210MHz)



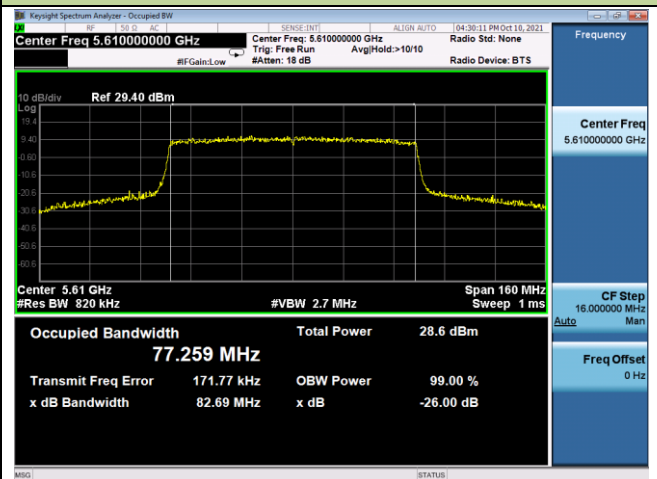
## Channel 58 (5290MHz)



## Channel 106 (5530MHz)



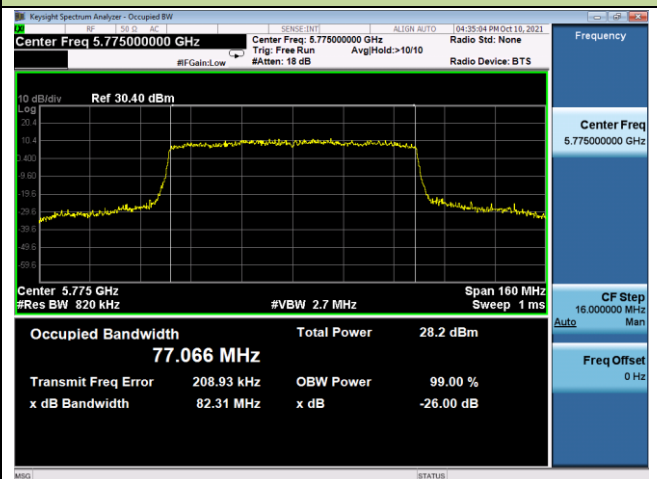
## Channel 122 (5610MHz)



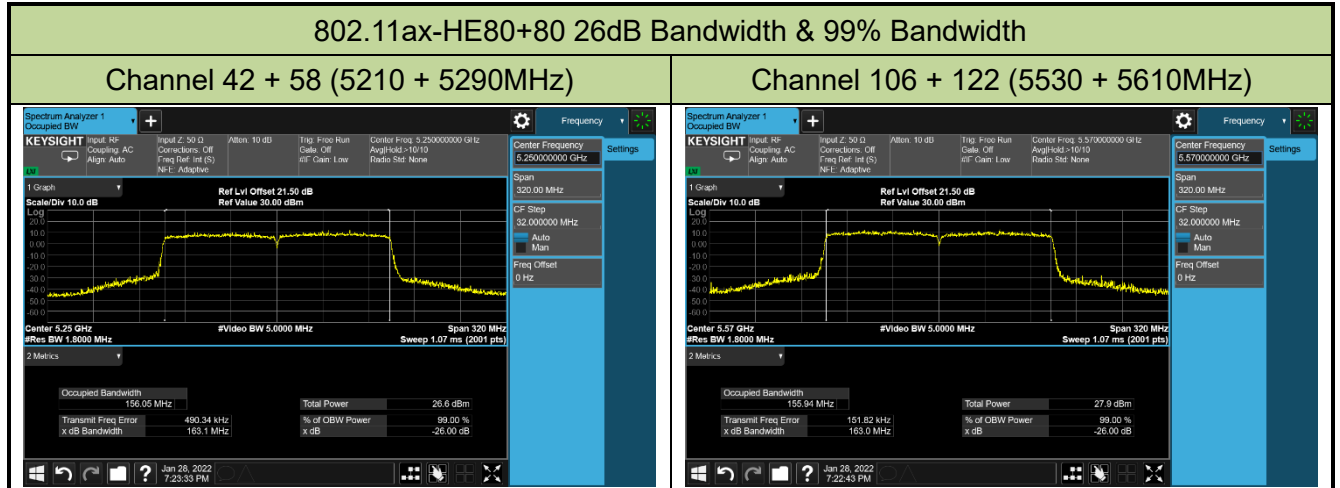
## Channel 138 (5690MHz)



## Channel 155 (5775MHz)







### 7.3. 6dB Bandwidth Measurement

#### 7.3.1.Test Limit

The minimum 6dB bandwidth shall be at least 500 kHz.

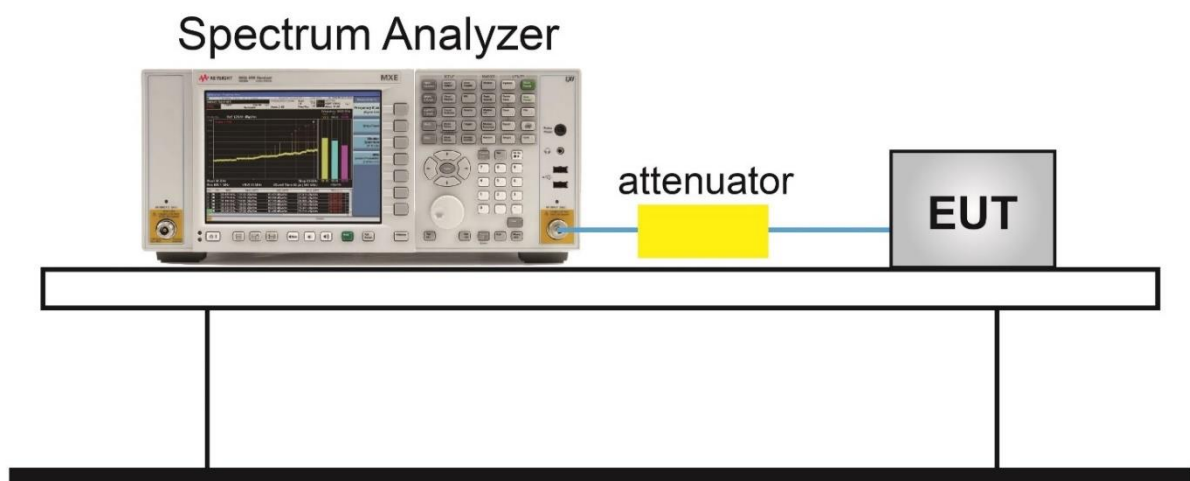
#### 7.3.2.Test Procedure used

KDB 789033 D02v02r01- Section C.2

#### 7.3.3.Test Setting

1. Set center frequency to the nominal EUT channel center frequency.
2. RBW = 100 kHz.
3. VBW  $\geq 3 \times$  RBW.
4. Detector = Peak.
5. Trace mode = max hold.
6. Sweep = auto couple.
7. Allow the trace to stabilize.
8. Measure the maximum width of the emission that is constrained by the frequencies associated with the two outermost amplitude points (upper and lower frequencies) that are attenuated by 6 dB relative to the maximum level measured in the fundamental emission.

#### 7.3.4.Test Setup



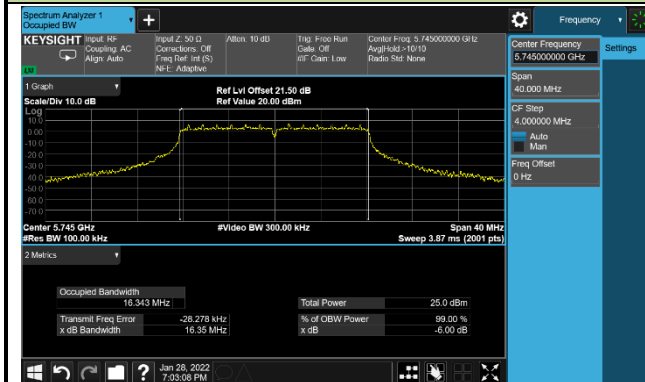
### 7.3.5.Test Result

Product	ACCESS POINT	Temperature	23 ~ 25°C
Test Engineer	Eric Lin	Relative Humidity	46 ~ 56%
Test Site	SR2	Test Date	2022/01/28
Frequency Band	U-NII-3		

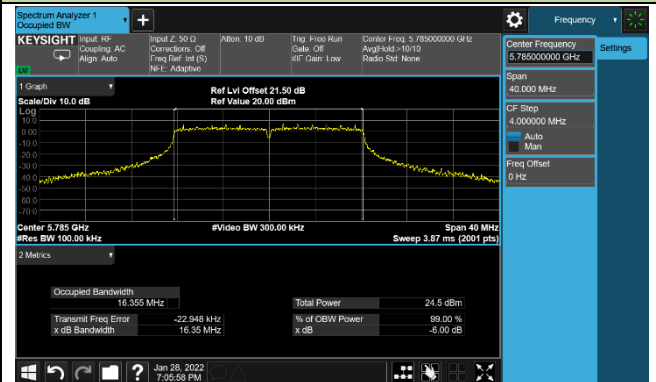
Test Mode	Data Rate/ MCS	Channel No.	Frequency (MHz)	6dB Bandwidth (MHz)	Limit (MHz)	Result
802.11a	6Mbps	149	5745	16.35	≥ 0.5	Pass
802.11a	6Mbps	157	5785	16.35	≥ 0.5	Pass
802.11a	6Mbps	165	5825	16.32	≥ 0.5	Pass
802.11ac-VHT20	MCS0	149	5745	17.58	≥ 0.5	Pass
802.11ac-VHT20	MCS0	157	5785	17.58	≥ 0.5	Pass
802.11ac-VHT20	MCS0	165	5825	17.66	≥ 0.5	Pass
802.11ac-VHT40	MCS0	151	5755	35.92	≥ 0.5	Pass
802.11ac-VHT40	MCS0	159	5795	36.28	≥ 0.5	Pass
802.11ac-VHT80	MCS0	155	5775	73.49	≥ 0.5	Pass
802.11ax-HE20	MCS0	149	5745	18.62	≥ 0.5	Pass
802.11ax-HE20	MCS0	157	5785	18.96	≥ 0.5	Pass
802.11ax-HE20	MCS0	165	5825	18.68	≥ 0.5	Pass
802.11ax-HE40	MCS0	151	5755	37.12	≥ 0.5	Pass
802.11ax-HE40	MCS0	159	5795	37.90	≥ 0.5	Pass
802.11ax-HE80	MCS0	155	5775	77.48	≥ 0.5	Pass

## 802.11a 6dB Bandwidth

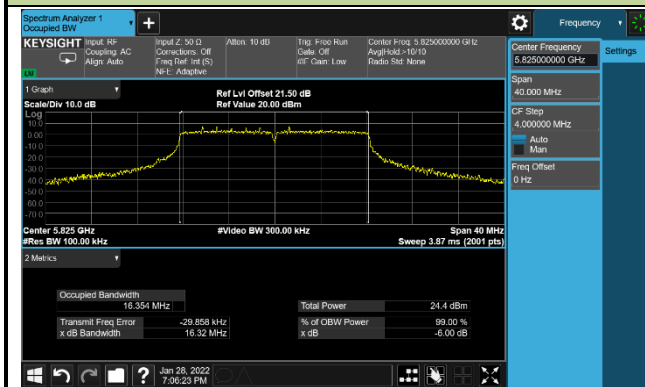
## Channel 149 (5745MHz)



## Channel 157 (5785MHz)

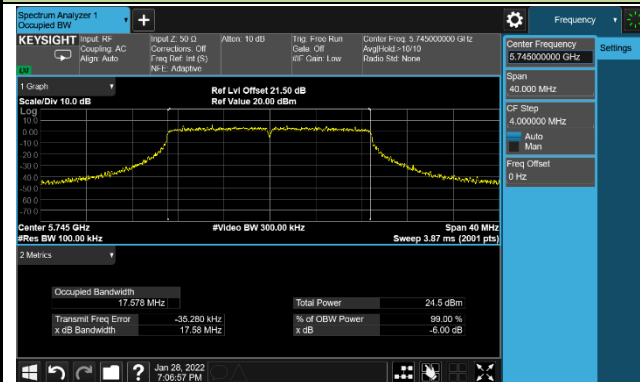


## Channel 165 (5825MHz)

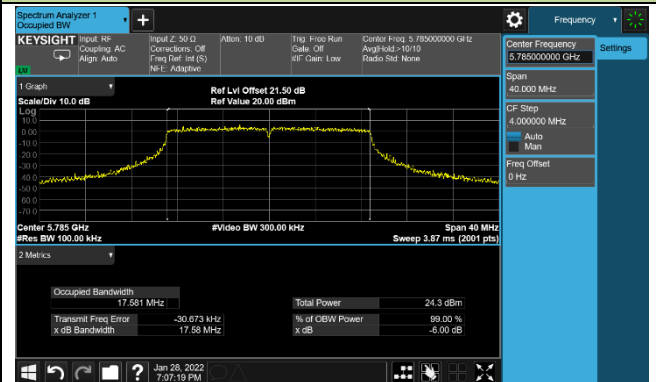


## 802.11ac-VHT20 6dB Bandwidth

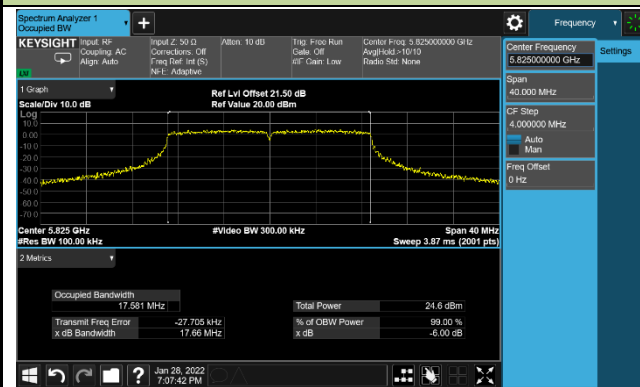
## Channel 149 (5745MHz)



## Channel 157 (5785MHz)

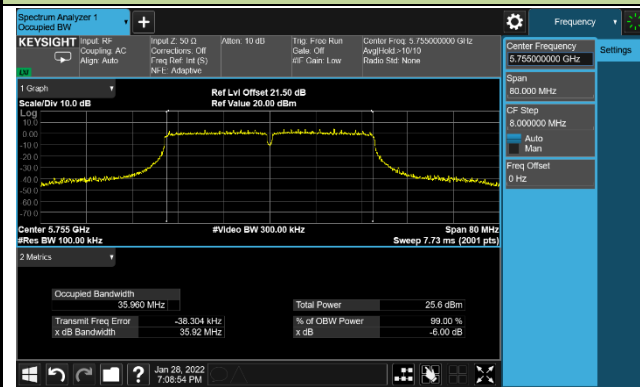


## Channel 165 (5825MHz)

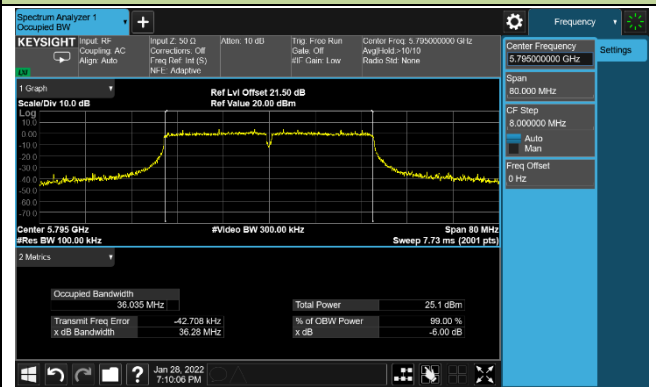


## 802.11ac-VHT40 6dB Bandwidth

## Channel 151 (5755MHz)

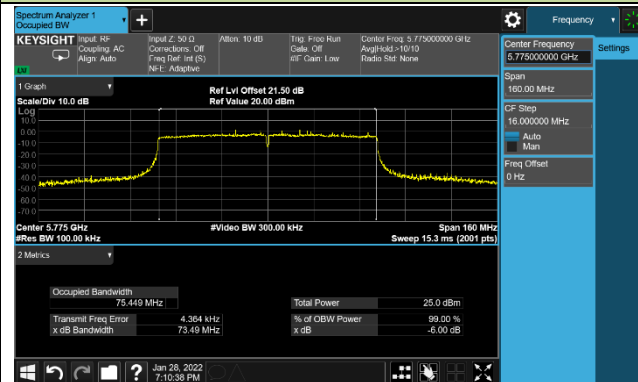


## Channel 159 (5795MHz)



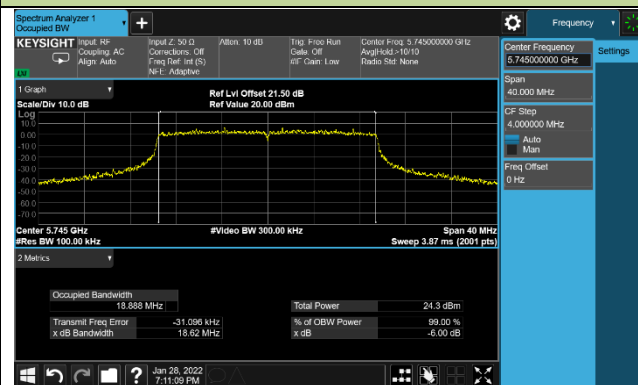
## 802.11ac-VHT80 6dB Bandwidth

## Channel 155 (5775MHz)

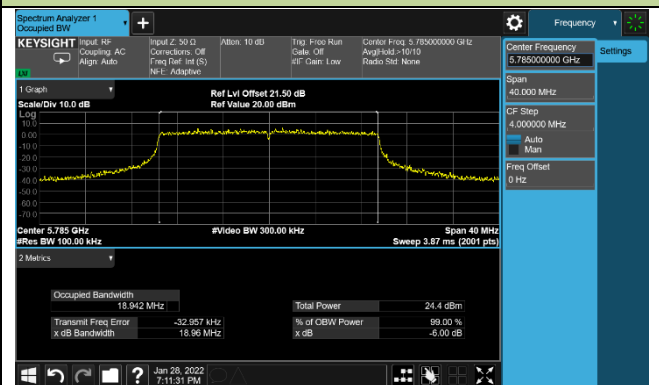


## 802.11ax-HE20 6dB Bandwidth

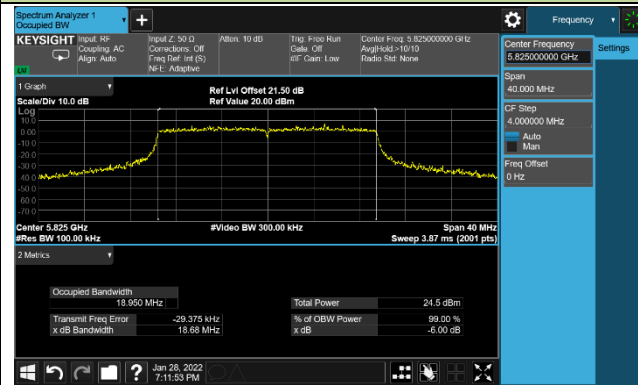
## Channel 149 (5745MHz)



## Channel 157 (5785MHz)

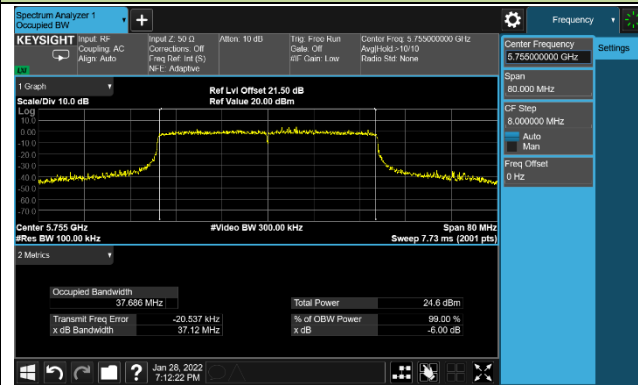


## Channel 165 (5825MHz)

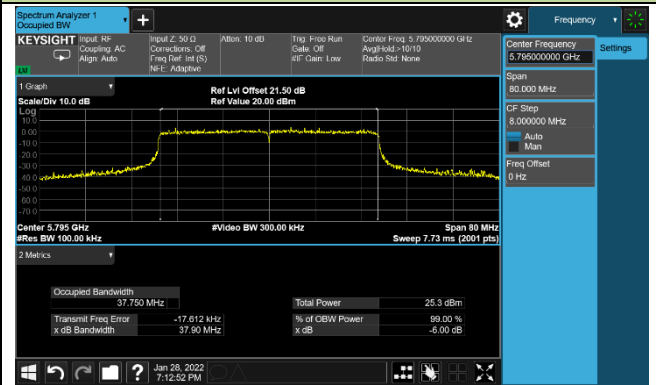


## 802.11ax-HE40 6dB Bandwidth

## Channel 151 (5755MHz)

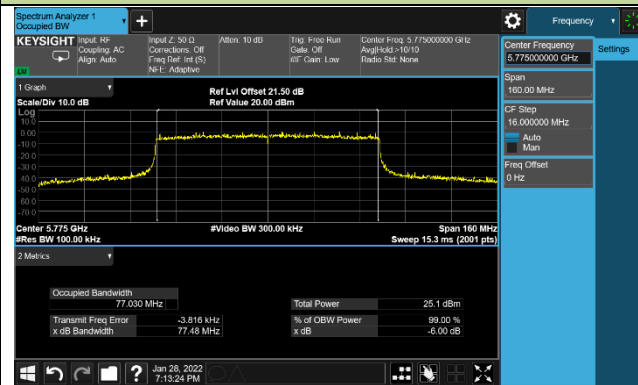


## Channel 159 (5795MHz)



## 802.11ax-HE80 6dB Bandwidth

## Channel 155 (5775MHz)



## 7.4. Output Power Measurement

### 7.4.1.Test Limit

For the band 5.15-5.25 GHz, the maximum conducted output power over the frequency band of operation shall not exceed 1 W provided the maximum antenna gain does not exceed 6 dBi.

For an indoor access point operating in the band 5.25-5.35 GHz and 5.47-5.725 GHz bands, the maximum conducted output power over the frequency bands of operation shall not exceed the lesser of 250 mW (23.98dBm) or 11dBm +10 log (26dB BW).

For the band 5.725-5.85 GHz, the maximum conducted output power over the frequency band of operation shall not exceed 1 W (30dBm).

If transmitting antennas of directional gain greater than 6dBi are used, the maximum conducted output power shall be reduced by the amount in dB that the directional gain of the antenna exceeds 6dBi.

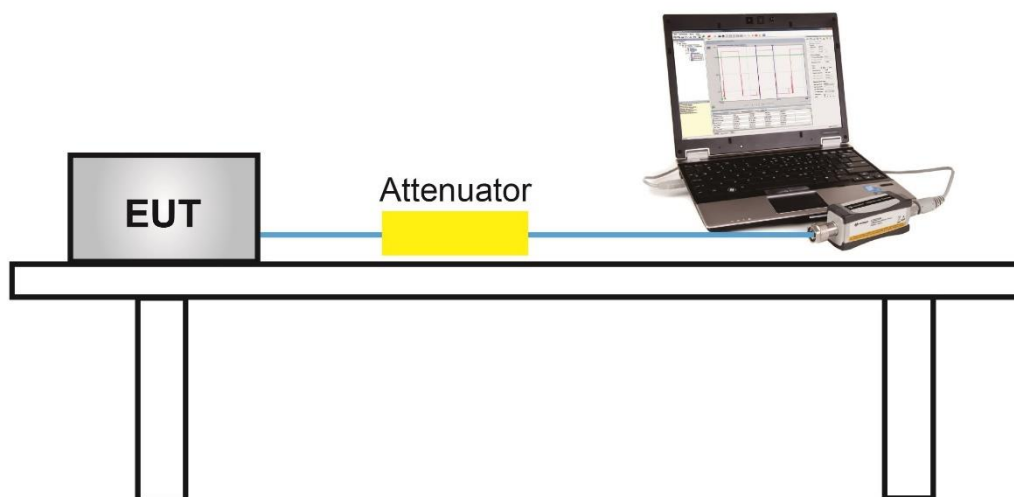
### 7.4.2.Test Procedure Used

KDB 789033D02v02r01- Section E)3)b) Method PM-G

### 7.4.3.Test Setting

Average power measurements were performed only when the EUT was transmitting at its maximum power control level using a broadband power meter with a pulse sensor. The power meter implemented triggering and gating capabilities which were set up such that power measurements were recorded only during the ON time of the transmitter.

### 7.4.4.Test Setup





#### 7.4.5.Test Result

Power output test was verified over all data rates of each mode shown as below table, and then choose the maximum power output (grey marker) for final test of each channel.

For Ant 0 port

Test Mode	Bandwidth	Channel	Frequency (MHz)	Data Rate/ MCS	Average Power (dBm)
802.11a	20	36	5180	6Mbps	17.15
				24Mbps	17.01
				54Mbps	16.93
802.11ac	20	36	5180	MCS0	18.29
				MCS4	18.15
				MCS8	18.02
802.11ac	40	38	5190	MCS0	16.14
				MCS4	16.05
				MCS9	15.93
802.11ac	80	42	5210	MCS0	15.71
				MCS4	15.55
				MCS9	15.42
802.11ax	20	36	5180	MCS0	16.89
				MCS5	16.70
				MCS11	16.62
802.11ax	40	38	5190	MCS0	15.32
				MCS5	15.21
				MCS11	15.10
802.11ax	80	42	5210	MCS0	15.02
				MCS5	14.95
				MCS11	14.84

Product	ACCESS POINT	Temperature	23 ~ 25°C
Test Engineer	Eric Lin	Relative Humidity	46 ~ 56%
Test Site	SR2	Test Date	2021/10/29~2021/11/01

Test Mode	Data Rate/ MCS	Channel No.	Freq. (MHz)	Ant 0 Average Power (dBm)	Ant 1 Average Power (dBm)	Ant 2 Average Power (dBm)	Ant 3 Average Power (dBm)	Total Average Power (dBm)	Average Power Limit (dBm)	Result
11a	6Mbps	36	5180	17.15	17.42	17.42	17.17	23.31	≤30.00	Pass
11a	6Mbps	44	5220	18.33	18.42	18.50	18.45	24.45	≤30.00	Pass
11a	6Mbps	48	5240	18.37	18.48	18.45	18.64	24.51	≤30.00	Pass
11a	6Mbps	52	5260	16.19	16.05	16.11	16.12	22.14	≤23.77	Pass
11a	6Mbps	60	5300	15.75	15.79	15.50	15.56	21.67	≤23.77	Pass
11a	6Mbps	64	5320	16.16	16.10	16.09	16.02	22.11	≤23.77	Pass
11a	6Mbps	100	5500	16.08	16.03	15.98	16.05	22.06	≤23.77	Pass
11a	6Mbps	116	5580	16.16	16.36	16.03	16.03	22.17	≤23.77	Pass
11a	6Mbps	140	5700	15.35	15.66	15.39	15.36	21.46	≤23.77	Pass
11a	6Mbps	144	5720	15.79	15.82	15.62	15.73	21.76	≤22.60	Pass
11a	6Mbps	149	5745	18.07	18.46	18.09	18.06	24.19	≤30.00	Pass
11a	6Mbps	157	5785	18.06	18.29	17.77	17.96	24.04	≤30.00	Pass
11a	6Mbps	165	5825	18.05	18.24	18.16	17.99	24.13	≤30.00	Pass
11ac-VHT20	MCS0	36	5180	18.29	18.42	18.14	18.21	24.29	≤30.00	Pass
11ac-VHT20	MCS0	44	5220	18.58	18.56	18.43	18.46	24.53	≤30.00	Pass
11ac-VHT20	MCS0	48	5240	18.54	18.56	18.59	18.61	24.60	≤30.00	Pass
11ac-VHT20	MCS0	52	5260	16.15	16.29	16.23	16.18	22.23	≤23.98	Pass
11ac-VHT20	MCS0	60	5300	16.20	16.33	16.12	16.26	22.25	≤23.98	Pass
11ac-VHT20	MCS0	64	5320	16.21	16.15	16.03	16.11	22.15	≤23.98	Pass
11ac-VHT20	MCS0	100	5500	16.52	16.45	16.32	16.53	22.48	≤23.98	Pass
11ac-VHT20	MCS0	116	5580	16.35	16.38	16.13	16.02	22.24	≤23.98	Pass
11ac-VHT20	MCS0	140	5700	16.13	16.19	15.98	15.92	22.08	≤23.98	Pass
11ac-VHT20	MCS0	144	5720	15.73	16.16	15.61	15.82	21.86	≤22.83	Pass
11ac-VHT20	MCS0	149	5745	18.18	18.69	18.01	18.17	24.29	≤30.00	Pass
11ac-VHT20	MCS0	157	5785	18.04	18.14	17.72	18.07	24.02	≤30.00	Pass
11ac-VHT20	MCS0	165	5825	18.34	18.33	18.12	17.88	24.19	≤30.00	Pass
Test Mode	Data Rate/ MCS	Channel No.	Freq. (MHz)	Ant 0 Average Power (dBm)	Ant 1 Average Power (dBm)	Ant 2 Average Power (dBm)	Ant 3 Average Power (dBm)	Total Average Power (dBm)	Average Power Limit (dBm)	Result
11ac-VHT40	MCS0	38	5190	16.14	16.20	15.99	15.82	22.06	≤30.00	Pass
11ac-VHT40	MCS0	46	5230	18.15	18.31	18.13	18.16	24.21	≤30.00	Pass
11ac-VHT40	MCS0	54	5270	18.29	18.42	18.30	18.25	24.34	≤23.98	Pass

11ac-VHT40	MCS0	62	5310	16.10	16.28	16.04	15.92	22.11	≤23.98	Pass
11ac-VHT40	MCS0	102	5510	17.88	17.91	17.77	17.76	23.85	≤23.98	Pass
11ac-VHT40	MCS0	110	5550	17.67	17.84	17.63	17.44	23.67	≤23.98	Pass
11ac-VHT40	MCS0	134	5670	17.79	18.02	17.68	17.57	23.79	≤23.98	Pass
11ac-VHT40	MCS0	142	5710	17.60	17.99	17.52	17.39	23.65	≤23.98	Pass
11ac-VHT40	MCS0	151	5755	18.17	18.42	18.14	18.05	24.22	≤30.00	Pass
11ac-VHT40	MCS0	159	5795	18.46	18.77	18.52	18.61	24.61	≤30.00	Pass
11ac-VHT80	MCS0	42	5210	15.71	15.65	15.54	15.67	21.66	≤30.00	Pass
11ac-VHT80	MCS0	58	5290	15.93	15.96	15.79	15.76	21.88	≤23.98	Pass
11ac-VHT80	MCS0	106	5530	16.40	16.50	16.35	16.33	22.42	≤23.98	Pass
11ac-VHT80	MCS0	122	5610	17.59	18.01	17.52	17.62	23.71	≤23.98	Pass
11ac-VHT80	MCS0	138	5690	17.95	18.16	17.72	17.57	23.88	≤23.98	Pass
11ac-VHT80	MCS0	155	5775	17.96	18.20	18.00	18.03	24.07	≤30.00	Pass
11ax-HE20	MCS0	36	5180	16.89	16.91	16.95	16.74	22.89	≤30.00	Pass
11ax-HE20	MCS0	44	5220	17.88	17.92	17.91	17.97	23.94	≤30.00	Pass
11ax-HE20	MCS0	48	5240	18.08	18.19	18.11	18.17	24.16	≤30.00	Pass
11ax-HE20	MCS0	52	5260	16.33	16.38	16.39	16.35	22.38	≤23.98	Pass
11ax-HE20	MCS0	60	5300	16.55	16.56	16.38	16.49	22.52	≤23.98	Pass
11ax-HE20	MCS0	64	5320	16.43	16.49	16.30	16.52	22.46	≤23.98	Pass
11ax-HE20	MCS0	100	5500	16.73	16.76	16.60	16.80	22.74	≤23.98	Pass
11ax-HE20	MCS0	116	5580	16.46	16.66	16.38	16.32	22.48	≤23.98	Pass
11ax-HE20	MCS0	140	5700	16.68	16.88	16.40	16.51	22.64	≤23.98	Pass
11ax-HE20	MCS0	144	5720	16.60	16.62	16.38	16.45	22.53	≤22.89	Pass
11ax-HE20	MCS0	149	5745	18.48	18.78	18.24	18.16	24.44	≤30.00	Pass
11ax-HE20	MCS0	157	5785	18.58	18.88	18.42	18.55	24.63	≤30.00	Pass
11ax-HE20	MCS0	165	5825	18.29	18.34	18.14	18.08	24.23	≤30.00	Pass

Test Mode	Data Rate/ MCS	Channel No.	Freq. (MHz)	Ant 0 Average Power (dBm)	Ant 1 Average Power (dBm)	Ant 2 Average Power (dBm)	Ant 3 Average Power (dBm)	Total Average Power (dBm)	Average Power Limit (dBm)	Result
11ax-HE40	MCS0	38	5190	15.32	15.24	15.12	15.04	21.20	≤30.00	Pass
11ax-HE40	MCS0	46	5230	18.20	18.37	18.33	18.27	24.31	≤30.00	Pass
11ax-HE40	MCS0	54	5270	17.73	17.89	17.85	17.75	23.83	≤23.98	Pass
11ax-HE40	MCS0	62	5310	15.31	15.37	15.27	15.20	21.31	≤23.98	Pass
11ax-HE40	MCS0	102	5510	16.99	16.92	16.70	16.85	22.89	≤23.98	Pass
11ax-HE40	MCS0	110	5550	17.84	17.95	17.78	17.59	23.81	≤23.98	Pass
11ax-HE40	MCS0	134	5670	17.66	18.02	17.72	17.64	23.78	≤23.98	Pass
11ax-HE40	MCS0	142	5710	17.71	18.11	17.66	17.51	23.77	≤23.98	Pass
11ax-HE40	MCS0	151	5755	18.52	18.80	18.48	18.56	24.61	≤30.00	Pass
11ax-HE40	MCS0	159	5795	18.55	18.92	18.62	18.76	24.74	≤30.00	Pass
11ax-HE80	MCS0	42	5210	15.02	14.90	14.84	14.96	20.95	≤30.00	Pass
11ax-HE80	MCS0	58	5290	15.27	15.30	15.20	15.08	21.23	≤23.98	Pass
11ax-HE80	MCS0	106	5530	16.72	16.77	16.56	16.43	22.64	≤23.98	Pass
11ax-HE80	MCS0	122	5610	17.77	18.21	17.73	17.83	23.91	≤23.98	Pass
11ax-HE80	MCS0	138	5690	17.61	18.13	17.70	17.72	23.82	≤23.98	Pass
11ax-HE80	MCS0	155	5775	17.72	18.07	17.83	17.84	23.89	≤30.00	Pass

Test Mode	Data Rate/ MCS	Ch. No.	Freq. (MHz)	Ant 0 Average Power (dBm)	Ant 1 Average Power (dBm)	Ant 2 Average Power (dBm)	Ant 3 Average Power (dBm)	Total Average Power (dBm)	Average Power Limit (dBm)	Result
80+80 MHz mode fall within different UNII bands										
11ac-VHT80+80	MCS0	42	5210	15.82	15.91	--	--	18.88	≤30.00	Pass
		58	5290	--	--	15.92	15.84	18.89	≤23.98	Pass
11ax-HE80+80	MCS0	42	5210	15.94	16.15	--	--	19.06	≤30.00	Pass
		58	5290	--	--	15.81	15.99	18.91	≤23.98	Pass
80+80 MHz mode fall within same UNII band										
11ac-VHT80+80	MCS0	106	5530	16.52	16.59	--	--	22.72	≤23.98	Pass
		122	5610	--	--	16.81	16.87			
11ax-HE80+80	MCS0	106	5530	17.78	17.58	--	--	23.65	≤23.98	Pass
		122	5610	--	--	17.57	17.60			

Note 1: Total Average Power (dBm) =  $10 \cdot \log\{10^{(\text{Ant 0 Average Power} / 10)} + 10^{(\text{Ant 1 Average Power} / 10)} + 10^{(\text{Ant 2 Average Power} / 10)} + 10^{(\text{Ant 3 Average Power} / 10)}\}$ .

Note 2: For 5250-5350MHz & 5470-5725MHz, the conducted power limit is as below.

802.11a:  $11 + 10 \log_{10} (18.93) = 23.77 < 23.98\text{dBm}$

802.11ac-VHT20/ac-VHT40/ac-VHT80/ax-HE20/ax-HE40/ax-HE80:  $11 + 10 \log_{10} (B) > 23.98\text{dBm}$ .

For straddle channel 20MHz Bandwidth 5720MHz, the conducted power limit is as below:

802.11a CH144:  $11 + 10 \log_{10} (B) = 22.60\text{dBm}$ ,  $B = 18.89/2 + 5 = 14.45\text{MHz}$ .

802.11ac-HT20 CH144:  $11 + 10 \log_{10} (B) = 22.83\text{dBm}$ ,  $B = 20.47/2 + 5 = 15.24\text{MHz}$ .

802.11ax-HE20 CH144:  $11 + 10 \log_{10} (B) = 22.89\text{dBm}$ ,  $B = 20.93/2 + 5 = 15.47\text{MHz}$ .

Note 3:

For 802.11ac-VHT80+80/ax-HE80+80 mode fall within different UNII band:

Ant 0 & Ant 1: Total Average Power (dBm) =  $10 \cdot \log\{10^{(\text{Ant 0 Average Power} / 10)} + 10^{(\text{Ant 1 Average Power} / 10)}\}$ .

Ant 2 & Ant 3: Total Average Power (dBm) =  $10 \cdot \log\{10^{(\text{Ant 2 Average Power} / 10)} + 10^{(\text{Ant 3 Average Power} / 10)}\}$ .

For 802.11ac-VHT80+80/ax-HE80+80 mode fall within same UNII band:

Total Average Power (dBm) =  $10 \cdot \log\{10^{(\text{Ant 0 Average Power} / 10)} + 10^{(\text{Ant 1 Average Power} / 10)} + 10^{(\text{Ant 2 Average Power} / 10)} + 10^{(\text{Ant 3 Average Power} / 10)}\}$ .

## **7.5. Power Spectral Density Measurement**

### **7.5.1.Test Limit**

For the band 5.15-5.25 GHz, the maximum power spectral density shall not exceed 17 dBm in any 1 megahertz band.

For the band 5.25-5.35 GHz and 5.47-5.725 GHz bands, the maximum power spectral density shall not exceed 11 dBm in any 1 megahertz band.

For the band 5.725-5.85 GHz, the maximum power spectral density shall not exceed 30 dBm in any 500-kHz band.

If transmitting antennas of directional gain greater than 6dBi are used, the peak power spectral density shall be reduced by the amount in dB that the directional gain of the antenna exceeds 6dBi.

### **7.5.2.Test Procedure Used**

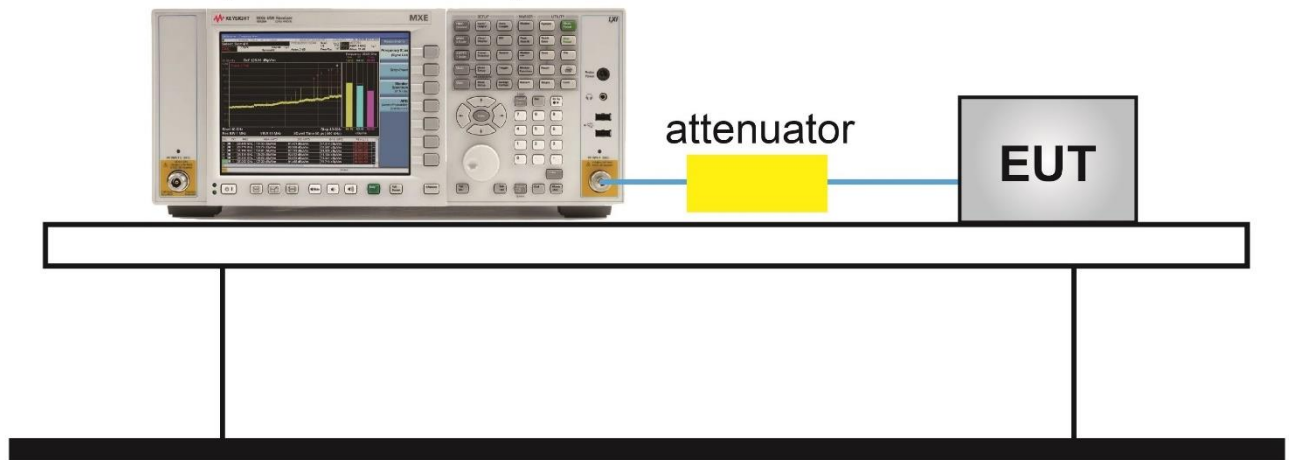
KDB 789033 D02v02r01-Section F

### **7.5.3.Test Setting**

1. Analyzer was set to the center frequency of the UNII channel under investigation
2. Span was set to encompass the entire 26dB EBW of the signal.
3. RBW = 1MHz, if measurement bandwidth of Maximum PSD is specified in 500 kHz,  
RBW = 510KHz
4. VBW  $\geq$  3RBW
5. Number of sweep points  $\geq 2 \times (\text{span} / \text{RBW})$
6. Detector = power averaging (Average)
7. Sweep time = auto
8. Trigger = free run
9. Use the peak search function on the instrument to find the peak of the spectrum and record its value.
10. Add  $10 \cdot \log(1/x)$ , where x is the duty cycle, to the measured power in order to compute the average power during the actual transmission times (because the measurement represents an average over both the on and off times of the transmission). For example, add  $10 \cdot \log(1/0.25) = 6$  dB if the duty cycle is 25 percent.

#### 7.5.4.Test Setup

### Spectrum Analyzer





**7.5.5.Test Result**

Product	ACCESS POINT	Temperature	23 ~ 25°C
Test Engineer	Eric Lin	Relative Humidity	40 ~ 56%
Test Site	SR2	Test Date	2021/10/29~2021/11/01
Test Item	Power Spectral Density (U-NII-1 & U-NII-2A & U-NII-2C)		

Test Mode	Data Rate /MCS	Ch. No.	Freq. (MHz)	PSD (dBm/MHz)				Duty Cycle (%)	Total PSD (dBm/MHz)	PSD Limit (dBm/MHz)	Result
				Ant 0	Ant 1	Ant 2	Ant 3				
11a	6Mbps	36	5180	5.35	5.38	5.43	5.44	95.04	11.64	≤17.00	Pass
11a	6Mbps	44	5220	6.06	6.36	6.27	6.32	95.04	12.50	≤17.00	Pass
11a	6Mbps	48	5240	6.11	6.54	6.14	6.30	95.04	12.52	≤17.00	Pass
11a	6Mbps	52	5260	4.30	4.83	4.63	4.48	95.04	10.81	≤11.00	Pass
11a	6Mbps	60	5300	4.38	4.59	4.21	4.24	95.04	10.60	≤11.00	Pass
11a	6Mbps	64	5320	4.49	4.75	4.71	4.56	95.04	10.87	≤11.00	Pass
11a	6Mbps	100	5500	4.05	4.42	4.61	4.19	95.04	10.57	≤11.00	Pass
11a	6Mbps	116	5580	4.46	4.73	4.65	4.21	95.04	10.76	≤11.00	Pass
11a	6Mbps	140	5700	4.17	4.53	4.26	4.15	95.04	10.52	≤11.00	Pass
11a	6Mbps	144	5720	4.27	4.85	4.17	4.45	95.04	10.68	≤11.00	Pass
11ac-VHT20	MCS0	36	5180	5.52	6.12	5.96	5.64	95.08	12.06	≤17.00	Pass
11ac-VHT20	MCS0	44	5220	5.71	5.92	6.04	5.50	95.08	12.04	≤17.00	Pass
11ac-VHT20	MCS0	48	5240	5.71	6.11	6.26	5.72	95.08	12.20	≤17.00	Pass
11ac-VHT20	MCS0	52	5260	4.04	4.73	4.23	4.27	95.08	10.56	≤11.00	Pass
11ac-VHT20	MCS0	60	5300	4.41	4.48	4.63	4.24	95.08	10.68	≤11.00	Pass
11ac-VHT20	MCS0	64	5320	4.27	4.52	4.33	3.59	95.08	10.43	≤11.00	Pass
11ac-VHT20	MCS0	100	5500	4.52	4.76	4.41	4.22	95.08	10.72	≤11.00	Pass
11ac-VHT20	MCS0	116	5580	4.34	4.49	4.13	3.79	95.08	10.43	≤11.00	Pass
11ac-VHT20	MCS0	140	5700	4.25	4.38	4.46	4.02	95.08	10.52	≤11.00	Pass
11ac-VHT20	MCS0	144	5720	4.27	4.74	4.27	3.68	95.08	10.50	≤11.00	Pass
11ac-VHT40	MCS0	38	5190	0.70	1.04	1.90	0.73	95.10	7.36	≤17.00	Pass
11ac-VHT40	MCS0	46	5230	2.45	2.94	2.97	2.62	95.10	8.99	≤17.00	Pass
11ac-VHT40	MCS0	54	5270	3.40	3.67	3.48	3.22	95.10	9.68	≤11.00	Pass
11ac-VHT40	MCS0	62	5310	1.26	1.41	1.37	0.95	95.10	7.49	≤11.00	Pass
11ac-VHT40	MCS0	102	5510	2.58	2.23	2.49	2.33	95.10	8.65	≤11.00	Pass
11ac-VHT40	MCS0	110	5550	2.36	2.28	1.99	1.80	95.10	8.35	≤11.00	Pass
11ac-VHT40	MCS0	134	5670	2.70	2.98	2.63	2.29	95.10	8.90	≤11.00	Pass
11ac-VHT40	MCS0	142	5710	2.66	3.04	2.67	2.52	95.10	8.96	≤11.00	Pass
Test Mode	Data Rate /MCS	Ch. No.	Freq. (MHz)	PSD (dBm/MHz)				Duty Cycle (%)	Total PSD (dBm/MHz)	PSD Limit (dBm/MHz)	Result
				Ant 0	Ant 1	Ant 2	Ant 3				
11ac-VHT80	MCS0	42	5210	-2.29	-2.49	-2.17	-2.15	95.28	3.96	≤17.00	Pass
11ac-VHT80	MCS0	58	5290	-1.79	-1.92	-1.70	-1.89	95.28	4.41	≤11.00	Pass
11ac-VHT80	MCS0	106	5530	-1.20	-1.33	-1.38	-1.45	95.28	4.89	≤11.00	Pass

11ac-VHT80	MCS0	122	5610	-0.02	0.00	-0.50	-0.43	95.28	6.00	≤11.00	Pass
11ac-VHT80	MCS0	138	5690	0.21	0.16	-0.14	-0.04	95.28	6.28	≤11.00	Pass
11ac-VHT80+80	MCS0	42	5210	-2.39	-2.58	--	--	94.25	0.78	≤17.00	Pass
11ac-VHT80+80	MCS0	58	5290	--	--	-0.08	-0.03	94.25	2.95	≤11.00	Pass
11ac-VHT80+80	MCS0	106	5530	-1.56	-1.76	--	--	94.25	1.60	≤11.00	Pass
11ac-VHT80+80	MCS0	122	5610	--	--	-1.78	0.73	94.25	2.92	≤11.00	Pass
11ax-HE20	MCS0	36	5180	4.61	4.04	4.43	4.34	94.54	10.62	≤17.00	Pass
11ax-HE20	MCS0	44	5220	5.24	4.69	5.21	5.18	94.54	11.35	≤17.00	Pass
11ax-HE20	MCS0	48	5240	5.29	4.88	5.27	5.64	94.54	11.55	≤17.00	Pass
11ax-HE20	MCS0	52	5260	4.31	4.15	4.48	4.13	94.54	10.53	≤11.00	Pass
11ax-HE20	MCS0	60	5300	4.45	4.40	4.28	4.43	94.54	10.65	≤11.00	Pass
11ax-HE20	MCS0	64	5320	4.46	4.18	4.28	4.13	94.54	10.53	≤11.00	Pass
11ax-HE20	MCS0	100	5500	4.79	4.38	4.65	4.48	94.54	10.84	≤11.00	Pass
11ax-HE20	MCS0	116	5580	4.40	4.31	4.21	3.88	94.54	10.47	≤11.00	Pass
11ax-HE20	MCS0	140	5700	4.55	4.84	4.14	4.50	94.54	10.78	≤11.00	Pass
11ax-HE20	MCS0	144	5720	4.55	4.62	4.51	4.57	94.54	10.82	≤11.00	Pass
11ax-HE40	MCS0	38	5190	-0.54	-0.27	-0.16	-0.31	95.10	5.92	≤17.00	Pass
11ax-HE40	MCS0	46	5230	2.78	2.81	3.08	2.85	95.10	9.12	≤17.00	Pass
11ax-HE40	MCS0	54	5270	2.73	2.58	2.95	2.69	95.10	8.98	≤11.00	Pass
11ax-HE40	MCS0	62	5310	0.51	0.20	0.59	0.21	95.10	6.62	≤11.00	Pass
11ax-HE40	MCS0	102	5510	1.90	1.72	1.59	1.92	95.10	8.02	≤11.00	Pass
11ax-HE40	MCS0	110	5550	2.77	2.81	2.51	2.38	95.10	8.86	≤11.00	Pass
11ax-HE40	MCS0	134	5670	2.74	2.69	2.60	2.73	95.10	8.93	≤11.00	Pass
11ax-HE40	MCS0	142	5710	2.75	2.78	2.56	2.77	95.10	8.96	≤11.00	Pass
11ax-HE80	MCS0	42	5210	-2.99	-3.13	-2.99	-2.91	94.91	3.24	≤17.00	Pass
11ax-HE80	MCS0	58	5290	-2.68	-2.66	-2.26	-2.45	94.91	3.74	≤11.00	Pass
11ax-HE80	MCS0	106	5530	-1.37	-1.49	-1.76	-2.01	94.91	4.60	≤11.00	Pass
11ax-HE80	MCS0	122	5610	0.25	-0.07	-0.42	-0.28	94.91	6.12	≤11.00	Pass
11ax-HE80	MCS0	138	5690	-0.45	-0.51	-0.90	-0.93	94.91	5.56	≤11.00	Pass

Test Mode	Data Rate /MCS	Ch. No.	Freq. (MHz)	PSD (dBm/MHz)				Duty Cycle (%)	Total PSD (dBm/MHz)	PSD Limit (dBm/MHz)	Result
				Ant 0	Ant 1	Ant 2	Ant 3				
11ax-HE80+80	MCS0	42	5210	-2.37	-2.68	--	--	94.31	0.74	≤17.00	Pass
11ax-HE80+80	MCS0	58	5290	--	--	-2.10	-1.97	94.31	0.98	≤11.00	Pass
11ax-HE80+80	MCS0	106	5530	-1.35	-1.33	--	--	94.31	1.92	≤11.00	Pass
11ax-HE80+80	MCS0	122	5610	--	--	-1.48	-1.17	94.31	1.94	≤11.00	Pass

Note 1: When EUT duty cycle < 98%, the total PSD (dBm/MHz) =  $10 \cdot \log \{10^{(\text{Ant 0 PSD}/10)} + 10^{(\text{Ant 1 PSD}/10)} + 10^{(\text{Ant 2 PSD}/10)} + 10^{(\text{Ant 3 PSD}/10)}\}$  (dBm/MHz) +  $10 \cdot \log (1/\text{Duty Cycle})$ .

Note 2: For 11ac-VHT80+80 and 11ax-HE80+80

Ant 0 & Ant 1: The total PSD (dBm/MHz) =  $10 \cdot \log \{10^{(\text{Ant 0 PSD}/10)} + 10^{(\text{Ant 1 PSD}/10)}\}$  (dBm/MHz) +  $10 \cdot \log (1/\text{Duty Cycle})$ .

Ant 1 & Ant 2: The total PSD (dBm/MHz) =  $10 \cdot \log \{10^{(\text{Ant 2 PSD}/10)} + 10^{(\text{Ant 3 PSD}/10)}\}$  (dBm/MHz) +  $10 \cdot \log (1/\text{Duty Cycle})$ .

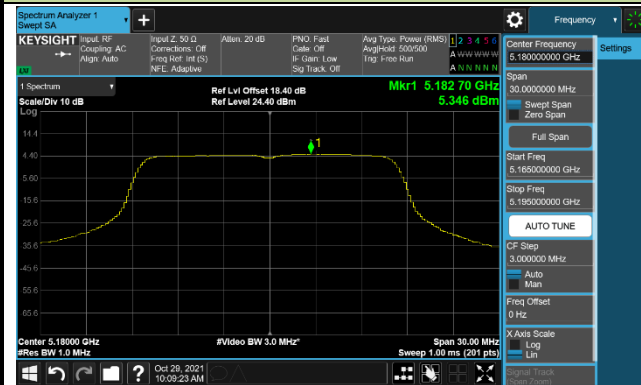
Product	ACCESS POINT	Temperature	24~27°C
Test Engineer	Eric Lin	Relative Humidity	58~60%
Test Site	SR2	Test Date	2021/10/29~2021/11/01
Frequency Band	U-NII-3		

Test Mode	Data Rate/MCS	Ch. No.	Freq. (MHz)	PSD (dBm/510kHz)				Duty Cycle (%)	Total PSD (dBm/510kHz)	Limit (dBm/500kHz)	Result
				Ant 0	Ant 1	Ant 2	Ant 3				
11a	6Mbps	149	5745	3.43	3.92	3.90	3.66	95.04	9.97	≤ 30.00	Pass
11a	6Mbps	157	5785	3.93	4.18	3.83	3.58	95.04	10.13	≤ 30.00	Pass
11a	6Mbps	165	5825	3.78	4.45	4.06	3.87	95.04	10.29	≤ 30.00	Pass
11ac-VHT20	MCS0	149	5745	3.43	3.65	3.35	3.18	95.08	9.64	≤ 30.00	Pass
11ac-VHT20	MCS0	157	5785	3.38	4.18	3.37	3.37	95.08	9.83	≤ 30.00	Pass
11ac-VHT20	MCS0	165	5825	3.37	3.75	3.52	3.56	95.08	9.79	≤ 30.00	Pass
11ac-VHT40	MCS0	151	5755	0.76	0.54	0.49	0.62	95.10	6.84	≤ 30.00	Pass
11ac-VHT40	MCS0	159	5795	0.89	0.66	0.92	0.91	95.10	7.08	≤ 30.00	Pass
11ac-VHT80	MCS0	155	5775	-2.37	-2.01	-2.25	-2.23	95.28	4.01	≤ 30.00	Pass
11ax-HE20	MCS0	149	5745	3.22	3.63	3.08	3.38	94.54	9.60	≤ 30.00	Pass
11ax-HE20	MCS0	157	5785	3.19	3.86	3.39	3.51	94.54	9.76	≤ 30.00	Pass
11ax-HE20	MCS0	165	5825	3.52	3.89	3.58	3.49	94.54	9.89	≤ 30.00	Pass
11ax-HE40	MCS0	151	5755	0.87	0.95	0.60	0.67	95.10	7.01	≤ 30.00	Pass
11ax-HE40	MCS0	159	5795	0.87	1.07	0.95	1.00	95.10	7.21	≤ 30.00	Pass
11ax-HE80	MCS0	155	5775	-2.70	-2.33	-2.67	-2.64	94.91	3.67	≤ 30.00	Pass

Note 1: When EUT duty cycle < 98%, Total PSD (dBm/500kHz) =  $10 \cdot \log \{ 10^{(\text{Ant 0 PSD}/10)} + 10^{(\text{Ant 1 PSD}/10)} + 10^{(\text{Ant 2 PSD}/10)} + 10^{(\text{Ant 3 PSD}/10)} \}$  (dBm/500kHz) +  $10 \cdot \log (1/\text{Duty Cycle})$ .

## 802.11a Power Spectral Density – Ant 0

## Channel 36 (5180MHz)



## Channel 44 (5220MHz)



## Channel 48 (5240MHz)



## Channel 52 (5260MHz)



## Channel 60 (5300MHz)



## Channel 64 (5320MHz)

