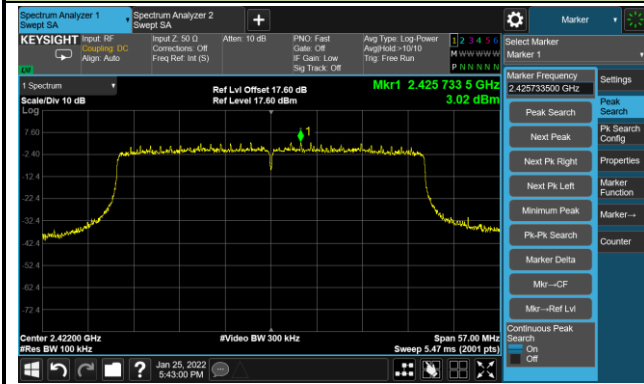


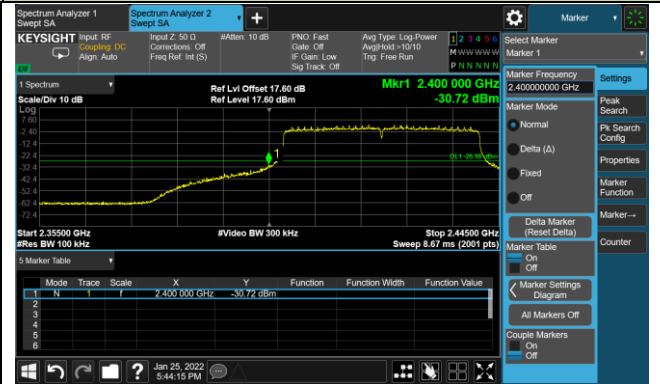
802.11ax-HE40 Out-of-Band Emissions - Ant 3

Channel 03 (2422MHz)

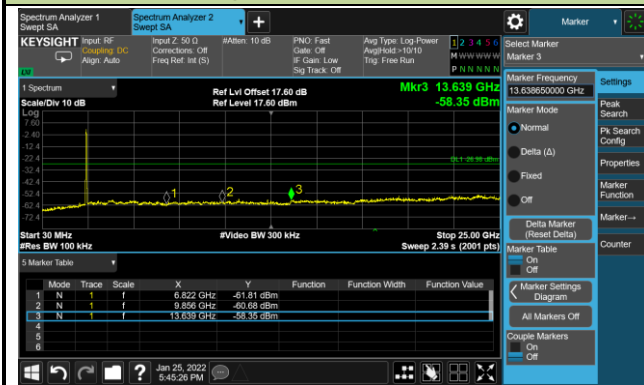
100kHz PSD reference Level



Low Band Edge

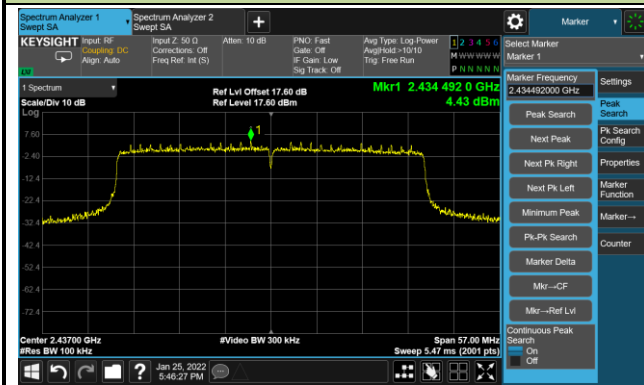


Spurious Emission

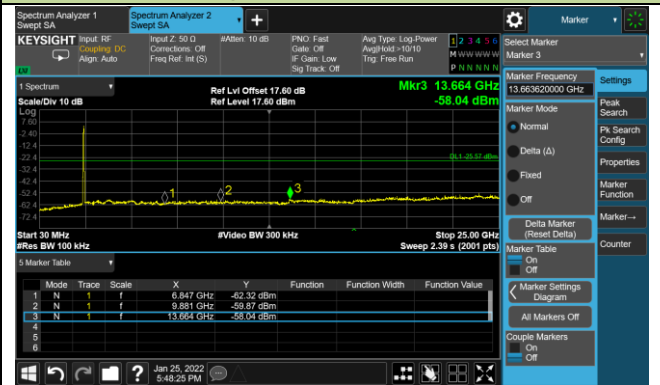


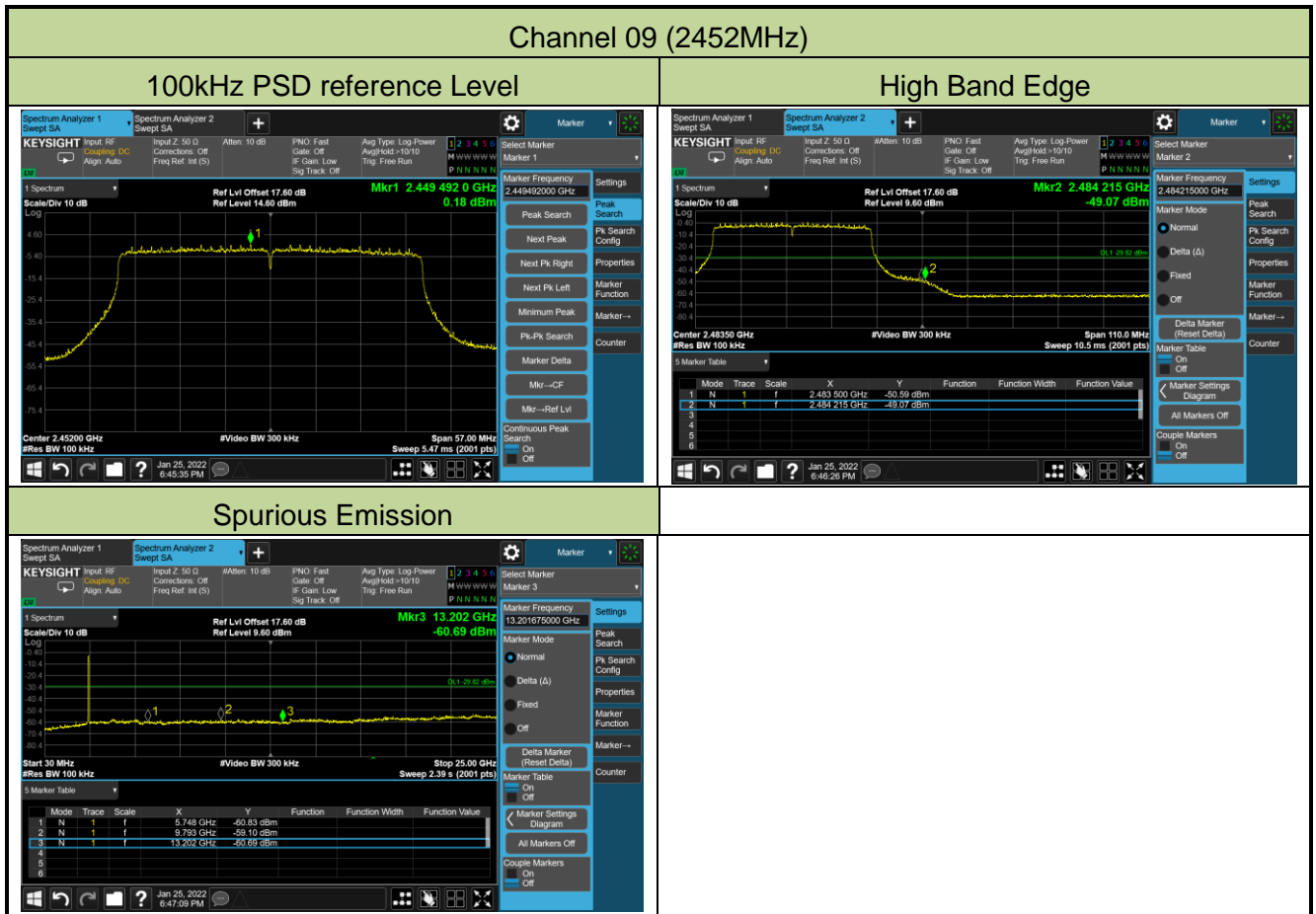
Channel 06 (2437MHz)

100kHz PSD reference Level



Spurious Emission





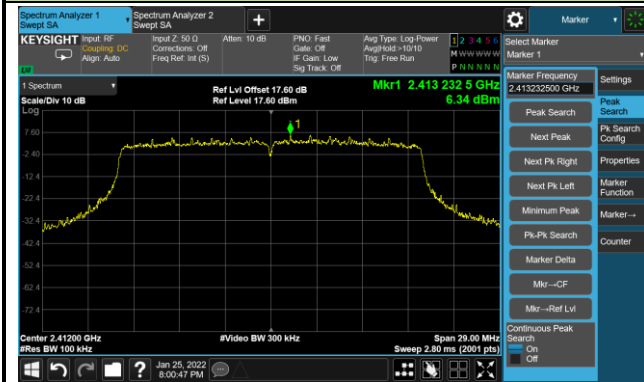
Product	ACCESS POINT	Test Engineer	Eric Lin
Test Site	SR2	Test Date	2022/01/25
Filter Configuration	Filter 2# (Spot Check)		

Test Mode	Data Rate / MCS	Channel No.	Frequency (MHz)	Limit (dBc)	Result
802.11ax-HE20	MCS0	01	2412	30	Pass

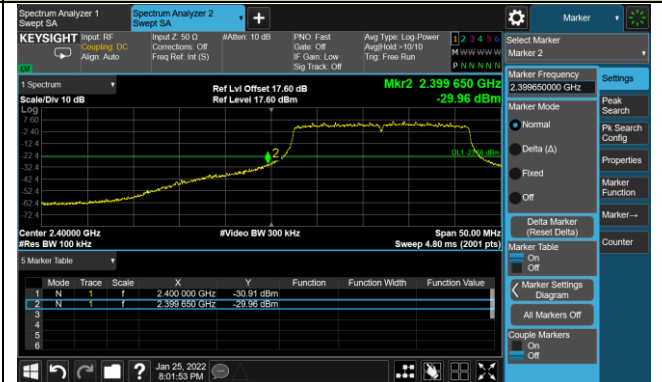
802.11ax-HE20 Out-of-Band Emissions - Ant 0

Channel 01 (2412MHz)

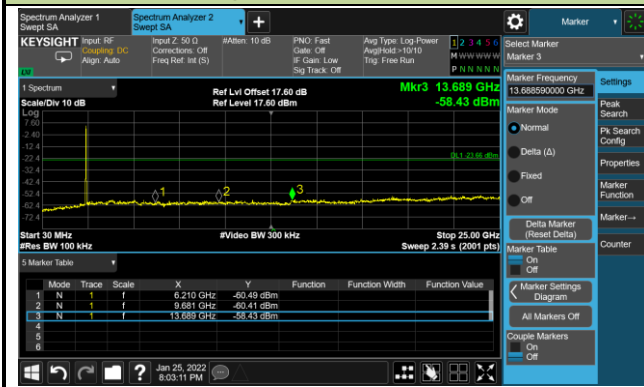
100kHz PSD reference Level



Low Band Edge



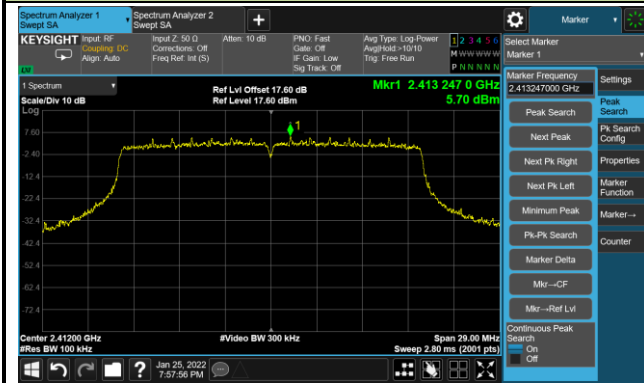
Spurious Emission



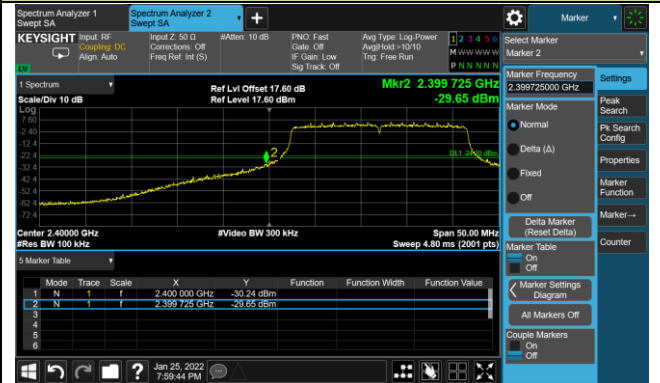
802.11ax-HE20 Out-of-Band Emissions - Ant 1

Channel 01 (2412MHz)


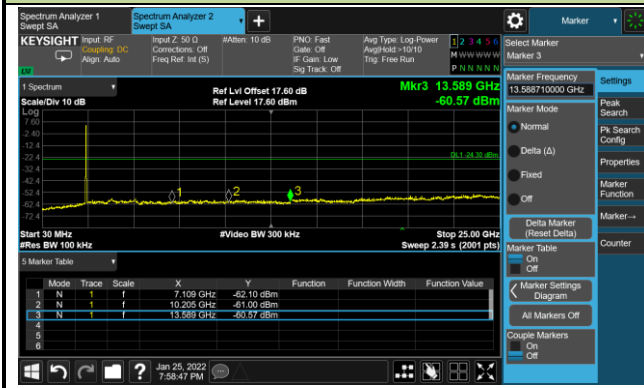
100kHz PSD reference Level



Low Band Edge

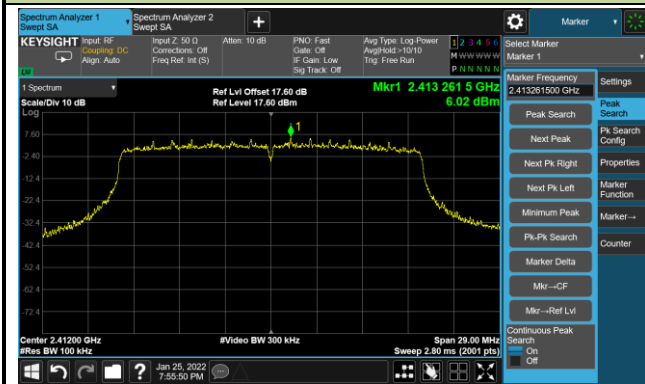


Spurious Emission

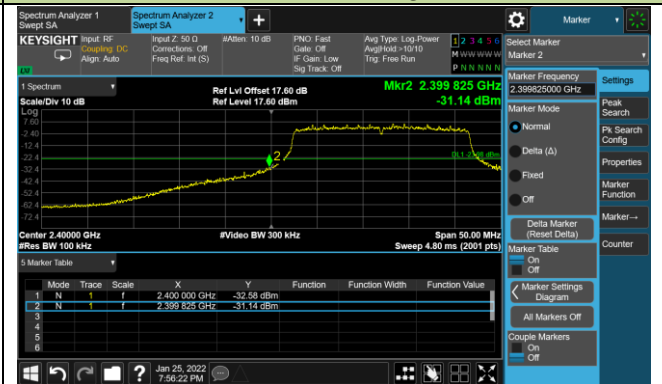


802.11ax-HE20 Out-of-Band Emissions - Ant 2
Channel 01 (2412MHz)

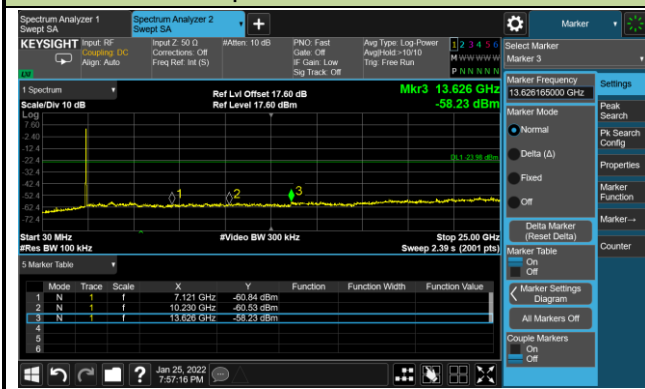
100kHz PSD reference Level



Low Band Edge



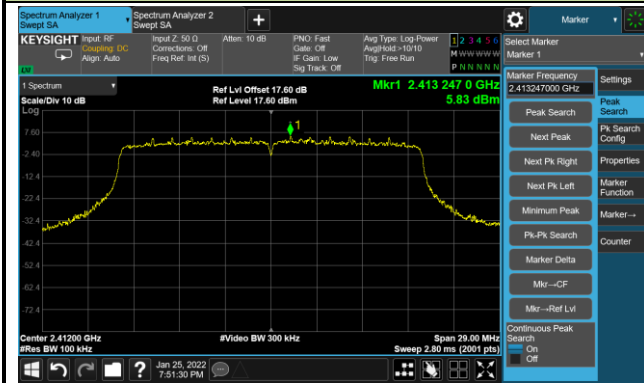
Spurious Emission



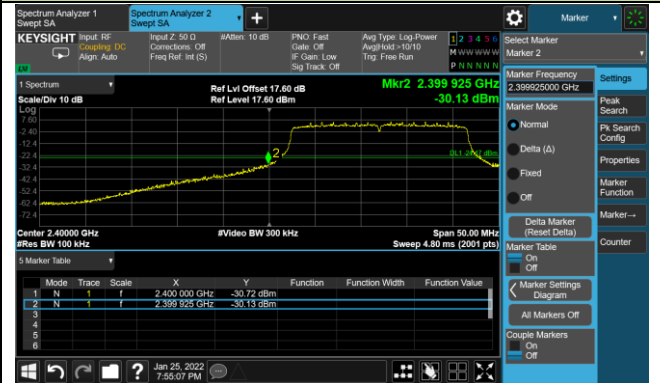
802.11ax-HE20 Out-of-Band Emissions - Ant 3

Channel 01 (2412MHz)

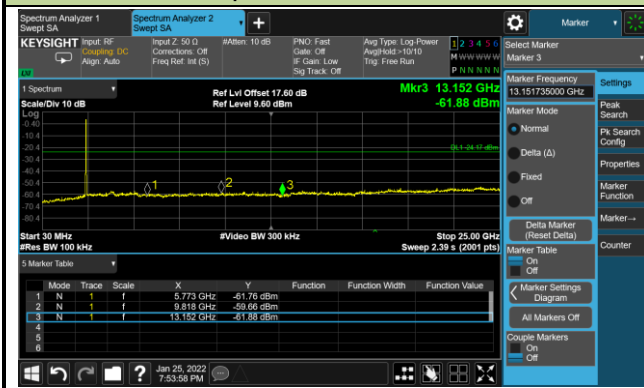
100kHz PSD reference Level



Low Band Edge



Spurious Emission

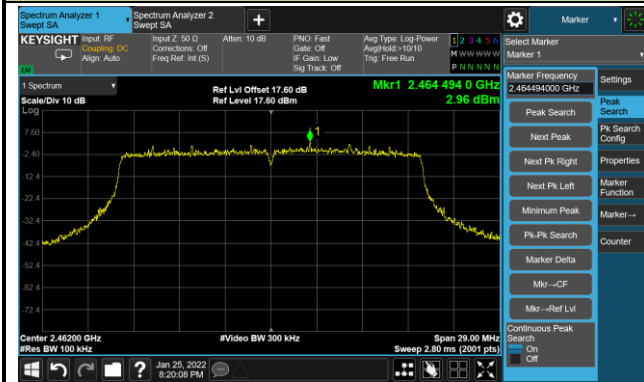


Product	ACCESS POINT	Test Engineer	Eric Lin
Test Site	SR2	Test Date	2022/01/25
Filter Configuration	Filter 3# (Spot check)		

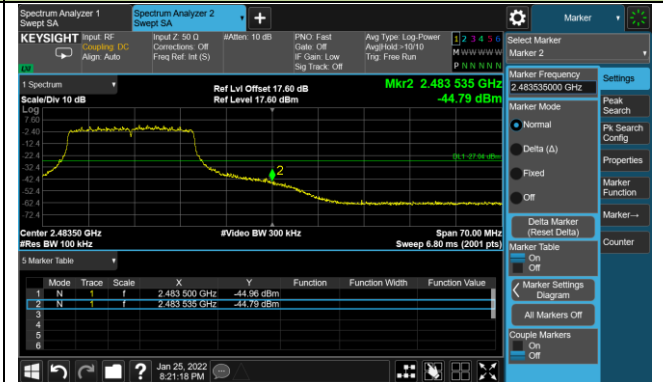
Test Mode	Data Rate / MCS	Channel No.	Frequency (MHz)	Limit (dBc)	Result
802.11ax-HE20	MCS0	11	2462	30	Pass

802.11ax-HE20 Out-of-Band Emissions - Ant 0
Channel 11 (2462MHz)

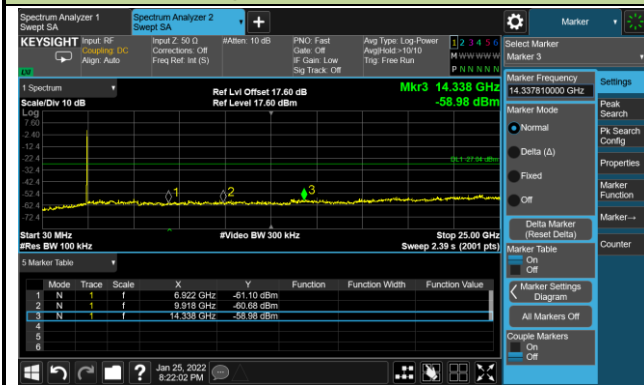
100kHz PSD reference Level



High Band Edge



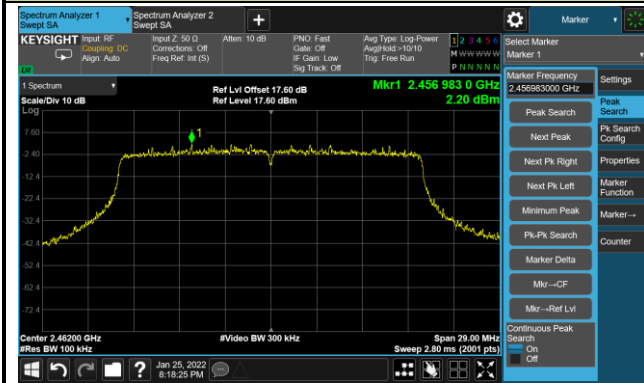
Spurious Emission



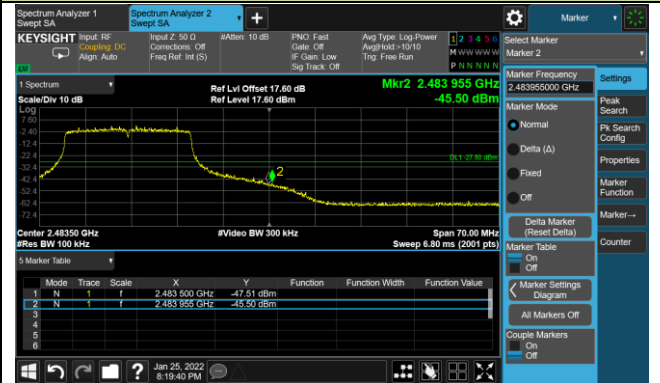
802.11ax-HE20 Out-of-Band Emissions - Ant 1

Channel 11 (2462MHz)

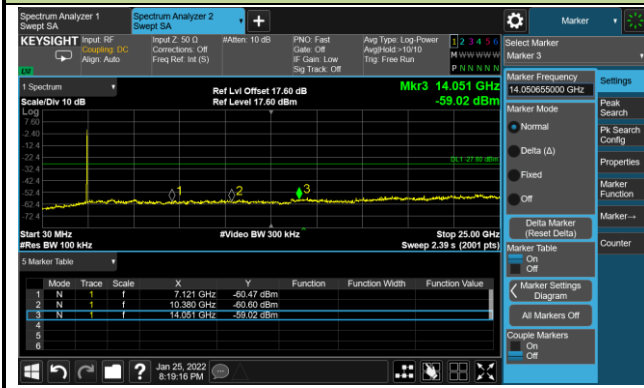
100kHz PSD reference Level



High Band Edge



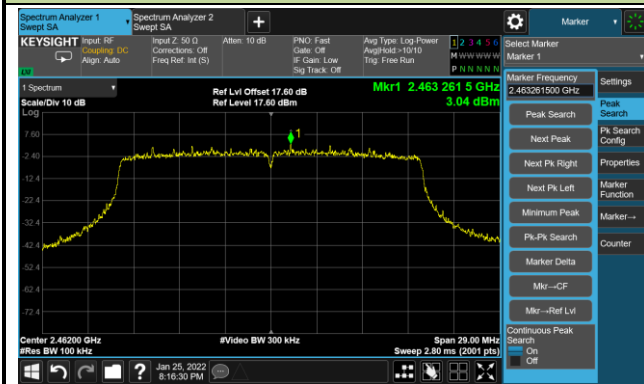
Spurious Emission



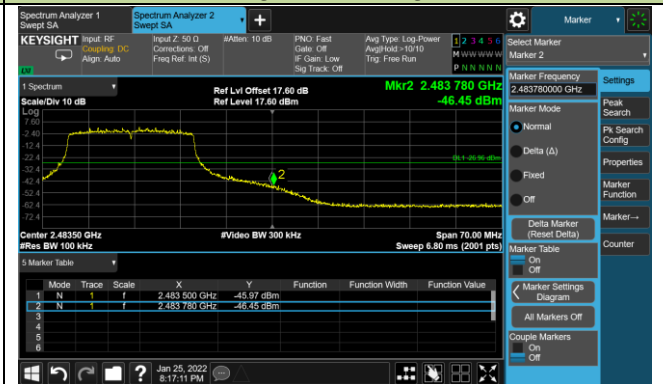
802.11ax-HE20 Out-of-Band Emissions - Ant 2

Channel 11 (2462MHz)

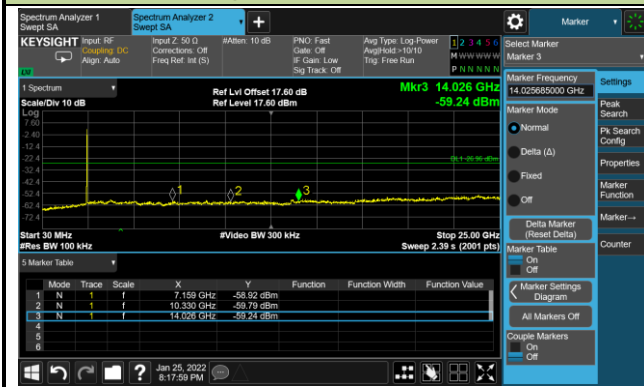
100kHz PSD reference Level



High Band Edge



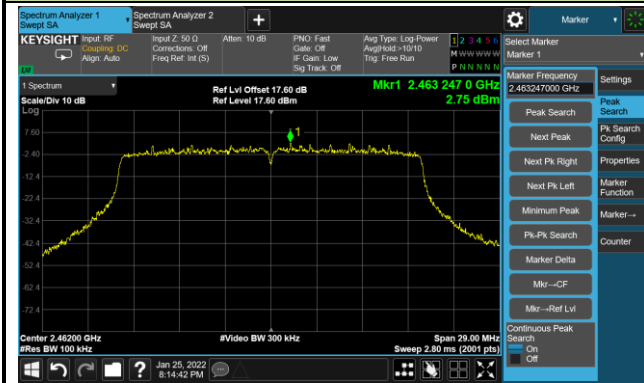
Spurious Emission



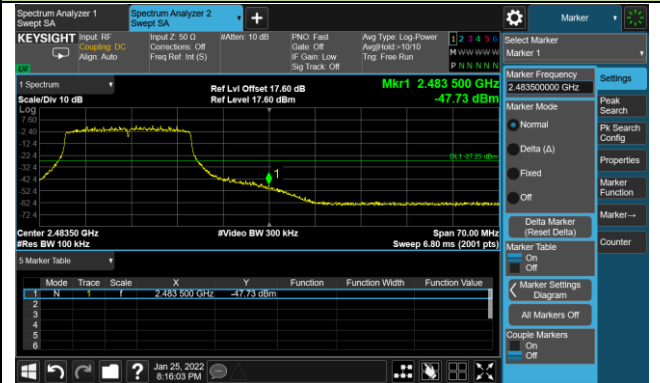
802.11ax-HE20 Out-of-Band Emissions - Ant 3

Channel 11 (2462MHz)

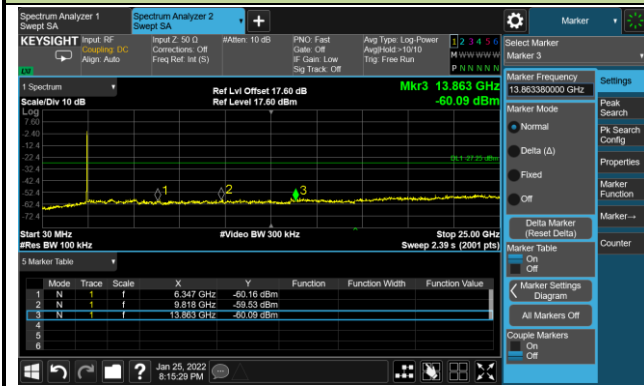
100kHz PSD reference Level



High Band Edge



Spurious Emission



7.6. Radiated Spurious Emission Measurement

7.6.1. Test Limit

All out of band emissions appearing in a restricted band as specified in Section 15.205 of the Title 47CFR must not exceed the limits shown in Table per Section 15.209.

FCC Part 15 Subpart C Paragraph 15.209		
Frequency [MHz]	Field Strength [Uv/m]	Measured Distance [Meters]
0.009 - 0.490	2400/F (kHz)	300
0.490 - 1.705	24000/F (kHz)	30
1.705 - 30	30	30
30 - 88	100	3
88 - 216	150	3
216 - 960	200	3
Above 960	500	3

7.6.2. Test Procedure Used

ANSI C63.10 Section 6.3 (General Requirements)

ANSI C63.10 Section 6.4 (Standard test method below 30MHz)

ANSI C63.10 Section 6.5 (Standard test method above 30MHz to 1GHz)

ANSI C63.10 Section 6.6 (Standard test method above 1GHz)

7.6.3. Test Setting

Table 1 - RBW as a function of frequency

Frequency	RBW
9 ~ 150 kHz	200 ~ 300 Hz
0.15 ~ 30 MHz	9 ~ 10 kHz
30 ~ 1000 MHz	100 ~ 120 kHz
> 1000MHz	1MHz

Quasi-Peak Measurements below 1GHz

1. Analyzer center frequency was set to the frequency of the radiated spurious emission of interest
2. Span was set greater than 1MHz
3. RBW = as specified in Table 1
4. Detector = CISPR quasi-peak
5. Sweep time = auto couple
6. Trace was allowed to stabilize

Peak Measurements above 1GHz

1. Analyzer center frequency was set to the frequency of the radiated spurious emission of interest
2. RBW = 1MHz
3. VBW = 3MHz
4. Detector = peak
5. Sweep time = auto couple
6. Trace mode = max hold
7. Trace was allowed to stabilize

Average Measurements above 1GHz (Method VB)

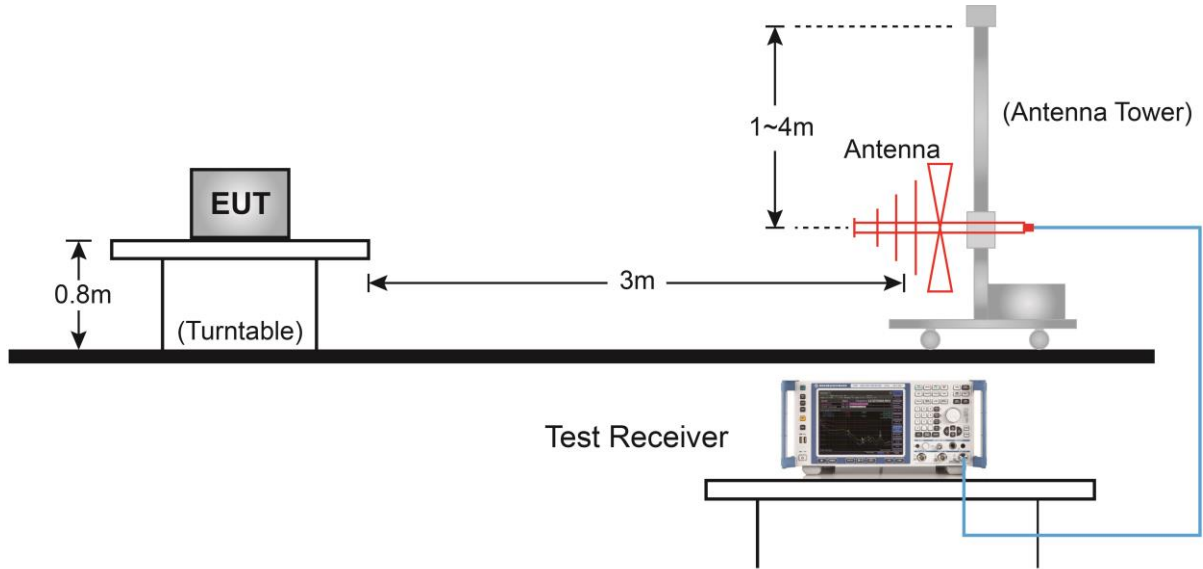
1. Analyzer center frequency was set to the frequency of the radiated spurious emission of interest
2. RBW = 1MHz
3. VBW; If the EUT is configured to transmit with duty cycle $\geq 98\%$, set VBW = 10 Hz.
If the EUT duty cycle is $< 98\%$, set VBW $\geq 1/T$. T is the minimum transmission duration.

802.11b	82 Hz	802.11n-HT20	180 Hz	802.11ax-HE20	180 Hz
802.11g	510 Hz	802.11n-HT40	180 Hz	802.11ax-HE20	180 Hz

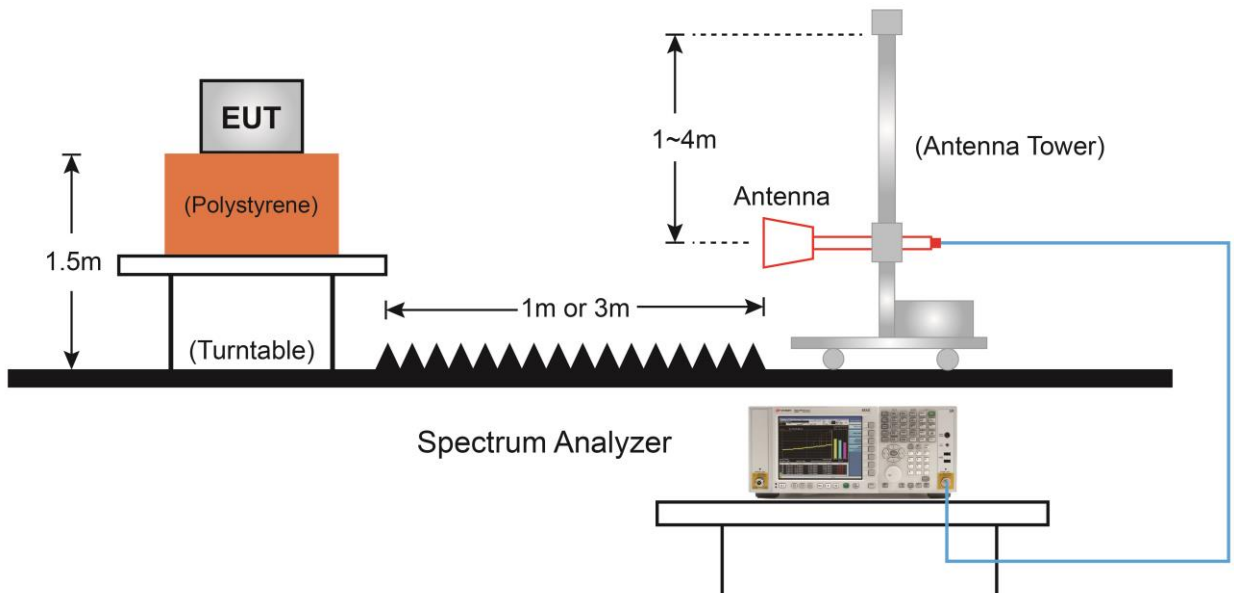
4. Detector = Peak
5. Sweep time = auto
6. Trace mode = max hold
7. Trace was allowed to stabilize

7.6.4. Test Setup

Below 1GHz Test Setup:



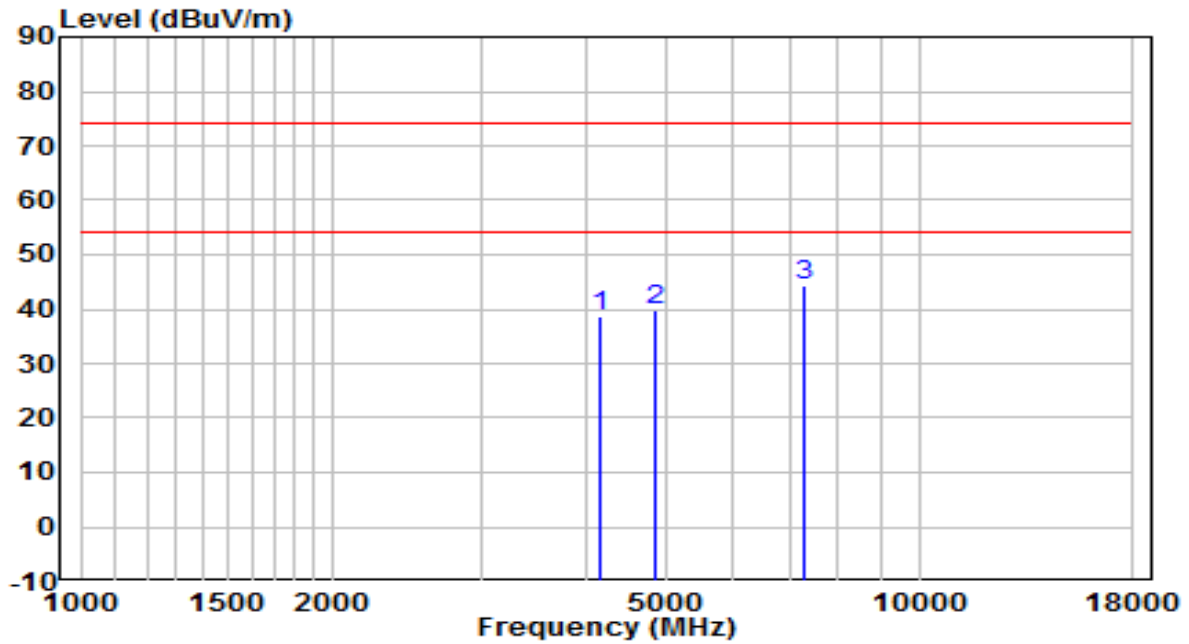
Above 1GHz Test Setup:



7.6.5. Test Result

Filter Configuration 1#

EUT	ACCESS POINT	Date of Test	2022-01-06
Factor	BBHA 9120D (1GHz~18GHz)_2021	Temp. / Humidity	26.7°C/52.5%
Polarity	Horizontal	Site / Test Engineer	AC1 / Jay Chu
Test Mode	Transmit by 802.11b at Channel 2412MHz	Test Voltage	120V/60Hz

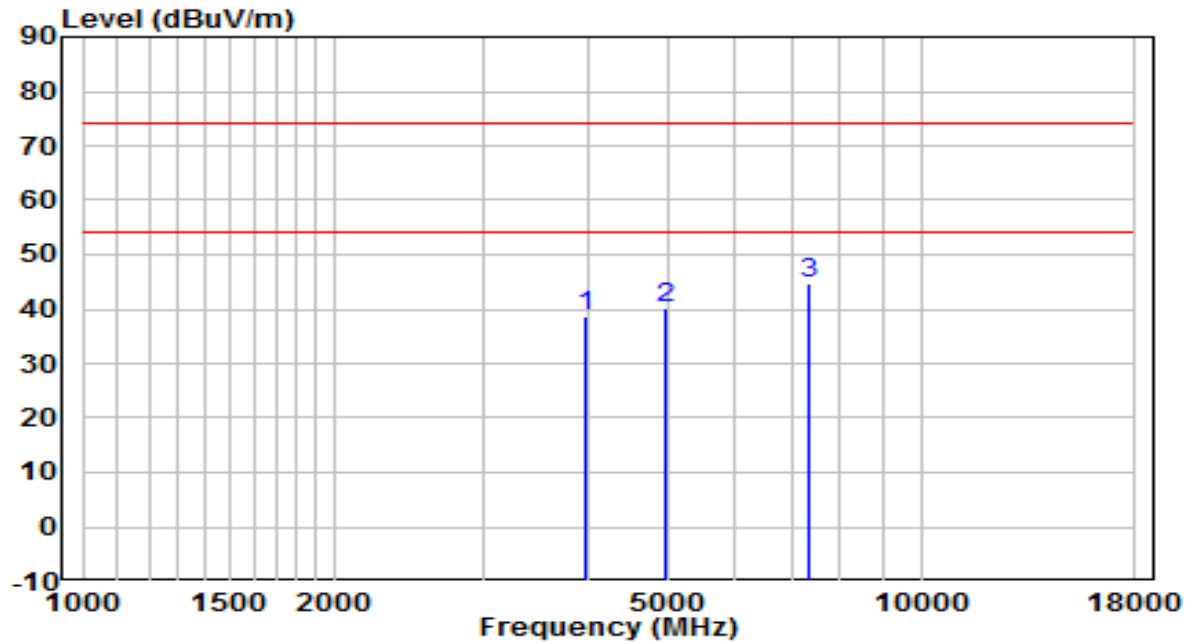


No	Frequency (MHz)	Reading (dBμV)	C.F (dB/m)	Measurement (dBμV/m)	Margin (dB)	Limit (dBμV/m)	Remark (QP/PK/AV)
1	4162.000	36.83	1.79	38.62	-35.38	74.00	Peak
2	4842.000	36.25	3.67	39.92	-34.08	74.00	Peak
3	* 7315.500	32.20	12.20	44.40	-29.60	74.00	Peak

Note:

1. " *", means this data is the worst emission level.
2. C.F (Correction Factor) = Antenna Factor (dB/m) + Cable Loss (dB) – Pre-amplifier(dB).
3. Measurement(dBμV/m) = Reading(dBμV) + C.F (Correction Factor).

EUT	ACCESS POINT	Date of Test	2022-01-06
Factor	BBHA 9120D (1GHz~18GHz)_2021	Temp. / Humidity	26.7°C/52.5%
Polarity	Vertical	Site / Test Engineer	AC1 / Jay Chu
Test Mode	Transmit by 802.11b at Channel 2412MHz	Test Voltage	120V/60Hz

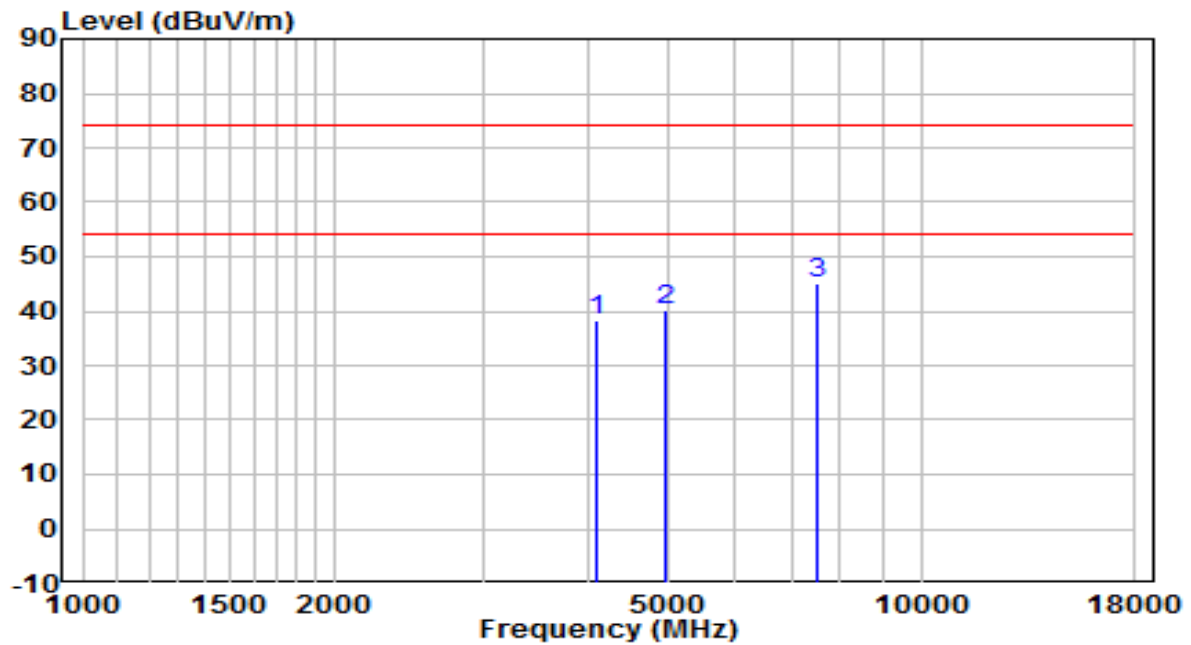


No	Frequency (MHz)	Reading (dB μ V)	C.F (dB/m)	Measurement (dB μ V/m)	Margin (dB)	Limit (dB μ V/m)	Remark (QP/PK/AV)
1	3975.000	37.40	1.10	38.51	-35.49	74.00	Peak
2	4944.000	36.52	3.85	40.37	-33.63	74.00	Peak
3	* 7332.500	32.35	12.27	44.63	-29.37	74.00	Peak

Note:

1. " *", means this data is the worst emission level.
2. C.F (Correction Factor) = Antenna Factor (dB/m) + Cable Loss (dB) – Preamplifier(dB).
3. Measurement(dB μ V/m) = Reading(dB μ V) + C.F (Correction Factor).

EUT	ACCESS POINT	Date of Test	2022-01-06
Factor	BBHA 9120D (1GHz~18GHz)_2021	Temp. / Humidity	26.7°C/52.5%
Polarity	Horizontal	Site / Test Engineer	AC1 / Jay Chu
Test Mode	Transmit by 802.11b at Channel 2437MHz	Test Voltage	120V/60Hz

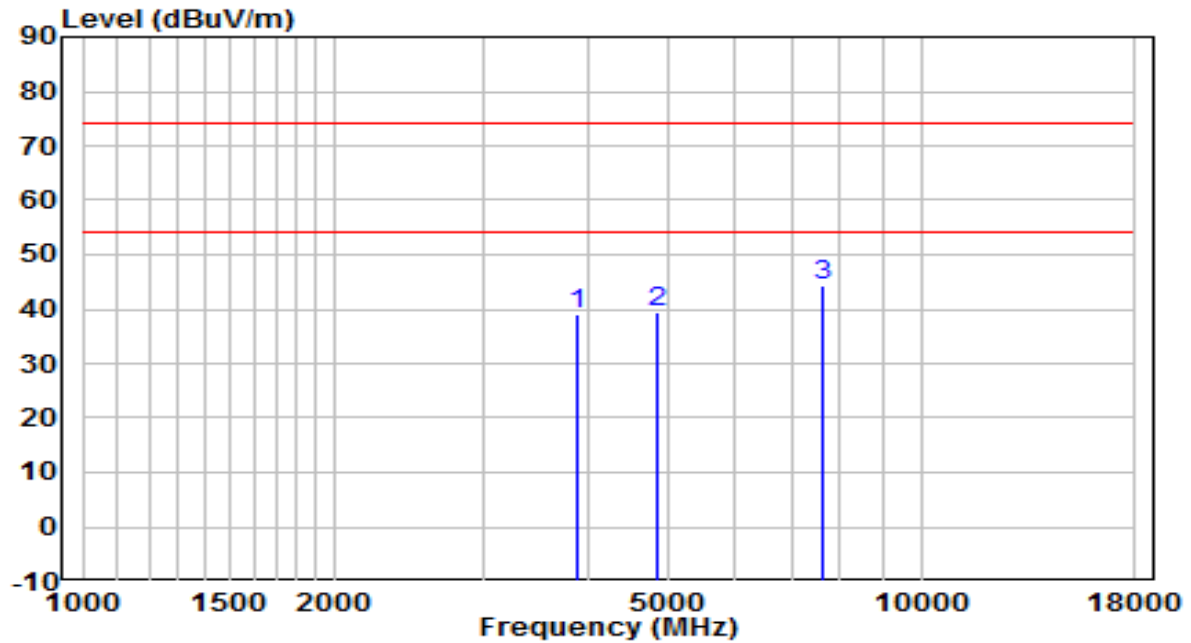


No	Frequency (MHz)	Reading (dBμV)	C.F (dB/m)	Measurement (dBμV/m)	Margin (dB)	Limit (dBμV/m)	Remark (QP/PK/AV)
1	4102.500	36.73	1.56	38.29	-35.71	74.00	Peak
2	4952.500	36.26	3.86	40.13	-33.87	74.00	Peak
3	* 7502.500	32.05	13.02	45.06	-28.94	74.00	Peak

Note:

1. " *", means this data is the worst emission level.
2. C.F (Correction Factor) = Antenna Factor (dB/m) + Cable Loss (dB) – Preamplifier(dB).
3. Measurement(dBμV/m) = Reading(dBμV) + C.F (Correction Factor).

EUT	ACCESS POINT	Date of Test	2022-01-06
Factor	BBHA 9120D (1GHz~18GHz)_2021	Temp. / Humidity	26.7°C/52.5%
Polarity	Vertical	Site / Test Engineer	AC1 / Jay Chu
Test Mode	Transmit by 802.11b at Channel 2437MHz	Test Voltage	120V/60Hz

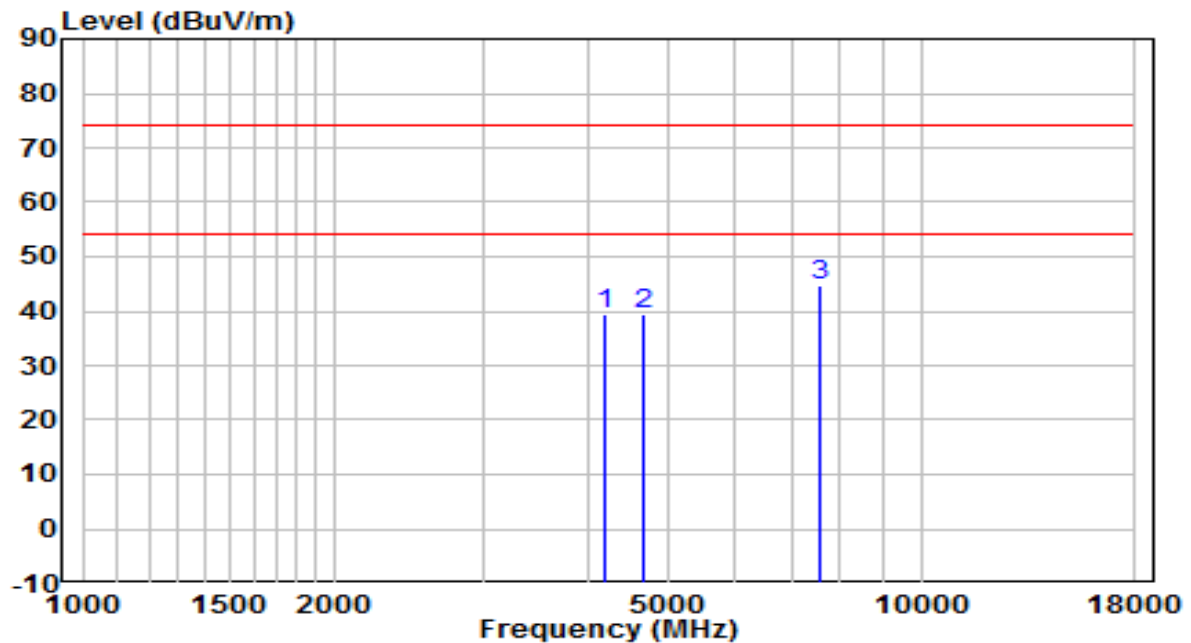


No	Frequency (MHz)	Reading (dB μ V)	C.F (dB/m)	Measurement (dB μ V/m)	Margin (dB)	Limit (dB μ V/m)	Remark (QP/PK/AV)
1	3881.500	38.22	0.82	39.04	-34.96	74.00	Peak
2	4842.000	35.86	3.67	39.52	-34.48	74.00	Peak
3	* 7630.000	31.19	13.12	44.32	-29.68	74.00	Peak

Note:

1. " *", means this data is the worst emission level.
2. C.F (Correction Factor) = Antenna Factor (dB/m) + Cable Loss (dB) – Preamplifier(dB).
3. Measurement(dB μ V/m) = Reading(dB μ V) + C.F (Correction Factor).

EUT	ACCESS POINT	Date of Test	2022-01-06
Factor	BBHA 9120D (1GHz~18GHz)_2021	Temp. / Humidity	26.7°C/52.5%
Polarity	Horizontal	Site / Test Engineer	AC1 / Jay Chu
Test Mode	Transmit by 802.11b at Channel 2462MHz	Test Voltage	120V/60Hz

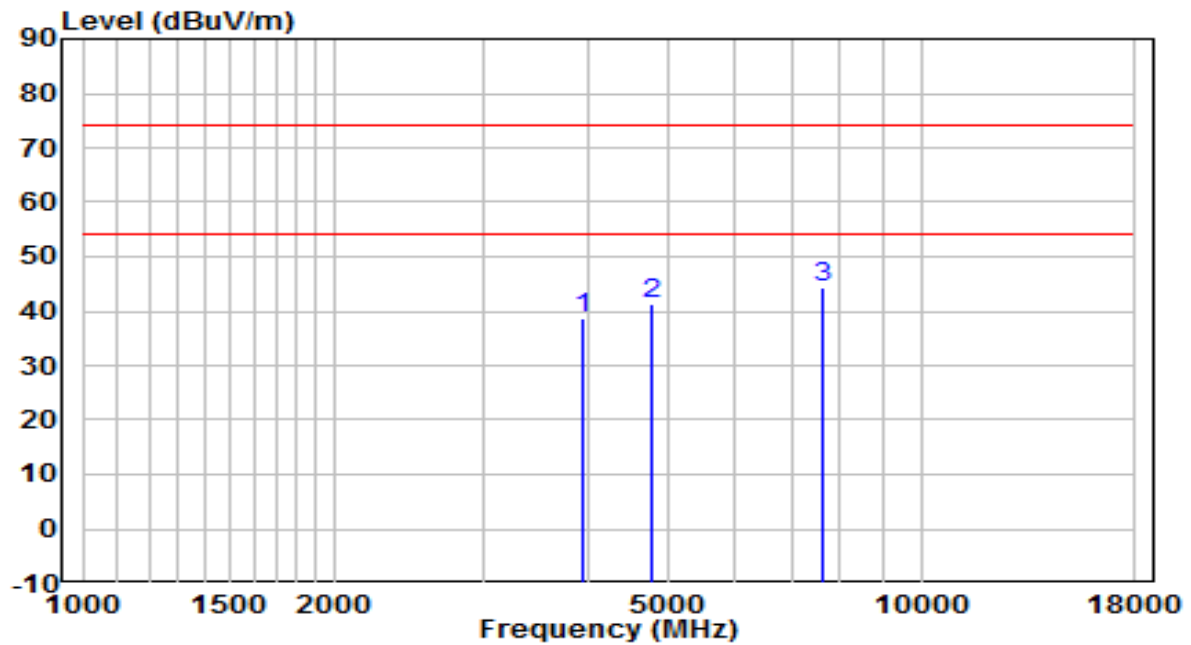


No	Frequency (MHz)	Reading (dB μ V)	C.F (dB/m)	Measurement (dB μ V/m)	Margin (dB)	Limit (dB μ V/m)	Remark (QP/PK/AV)
1	4204.500	37.34	1.94	39.29	-34.71	74.00	Peak
2	4655.000	36.21	3.33	39.54	-34.46	74.00	Peak
3	* 7579.000	31.69	13.08	44.77	-29.23	74.00	Peak

Note:

1. " *", means this data is the worst emission level.
2. C.F (Correction Factor) = Antenna Factor (dB/m) + Cable Loss (dB) – Preamplifier(dB).
3. Measurement(dB μ V/m) = Reading(dB μ V) + C.F (Correction Factor).

EUT	ACCESS POINT	Date of Test	2022-01-06
Factor	BBHA 9120D (1GHz~18GHz)_2021	Temp. / Humidity	26.7°C/52.5%
Polarity	Vertical	Site / Test Engineer	AC1 / Jay Chu
Test Mode	Transmit by 802.11b at Channel 2462MHz	Test Voltage	120V/60Hz

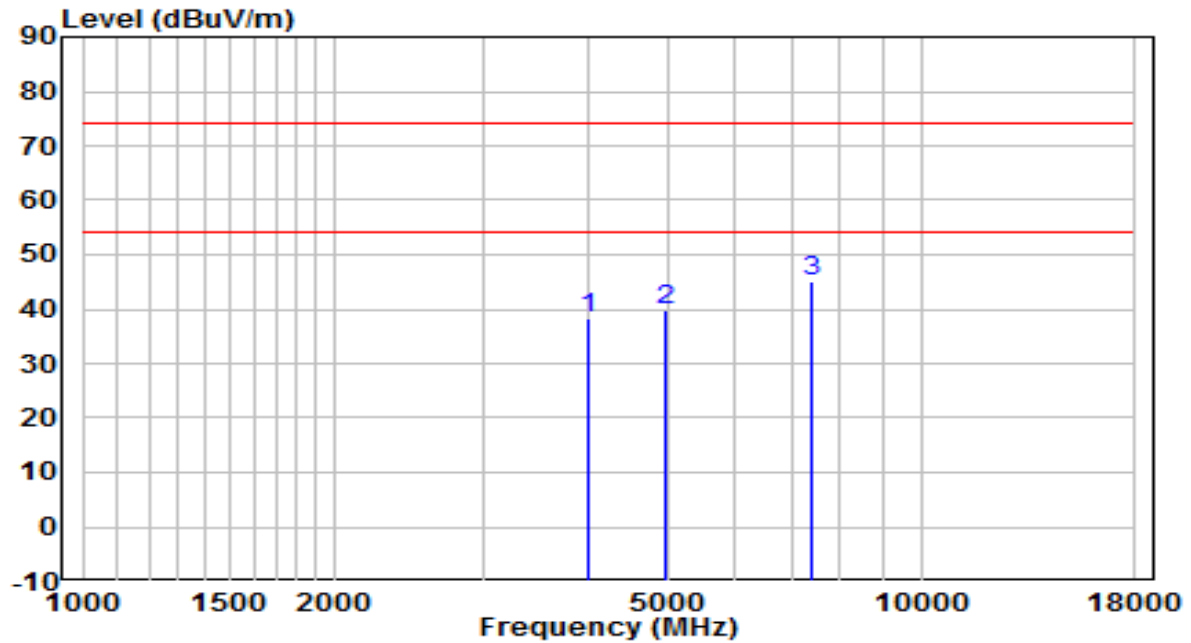


No	Frequency (MHz)	Reading (dB μ V)	C.F (dB/m)	Measurement (dB μ V/m)	Margin (dB)	Limit (dB μ V/m)	Remark (QP/PK/AV)
1	3941.000	37.86	1.00	38.86	-35.14	74.00	Peak
2	4774.000	37.88	3.54	41.42	-32.58	74.00	Peak
3	* 7655.500	31.01	13.14	44.16	-29.84	74.00	Peak

Note:

1. " *", means this data is the worst emission level.
2. C.F (Correction Factor) = Antenna Factor (dB/m) + Cable Loss (dB) – Preamplifier(dB).
3. Measurement(dB μ V/m) = Reading(dB μ V) + C.F (Correction Factor).

EUT	ACCESS POINT	Date of Test	2022-01-06
Factor	BBHA 9120D (1GHz~18GHz)_2021	Temp. / Humidity	26.7°C/52.5%
Polarity	Horizontal	Site / Test Engineer	AC1 / Jay Chu
Test Mode	Transmit by 802.11g at Channel 2412MHz	Test Voltage	120V/60Hz

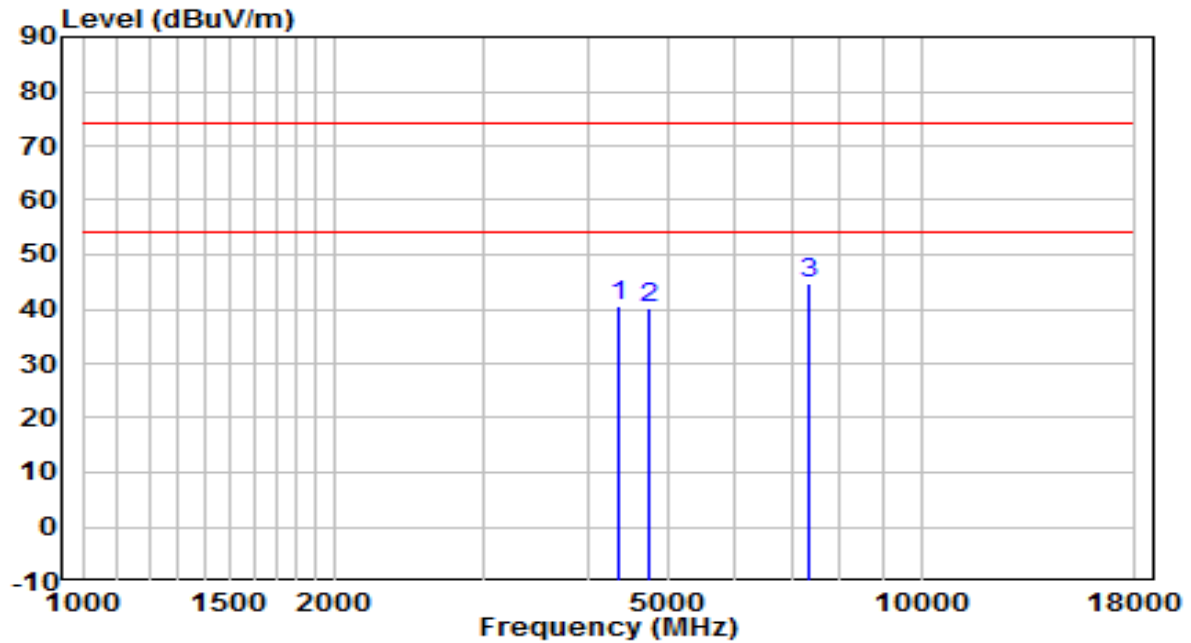


No	Frequency (MHz)	Reading (dB μ V)	C.F (dB/m)	Measurement (dB μ V/m)	Margin (dB)	Limit (dB μ V/m)	Remark (QP/PK/AV)
1	4017.500	37.16	1.25	38.40	-35.60	74.00	Peak
2	4944.000	35.87	3.85	39.72	-34.28	74.00	Peak
3	* 7400.500	32.64	12.57	45.21	-28.79	74.00	Peak

Note:

1. " *", means this data is the worst emission level.
2. C.F (Correction Factor) = Antenna Factor (dB/m) + Cable Loss (dB) – Preamplifier(dB).
3. Measurement(dB μ V/m) = Reading(dB μ V) + C.F (Correction Factor).

EUT	ACCESS POINT	Date of Test	2022-01-06
Factor	BBHA 9120D (1GHz~18GHz)_2021	Temp. / Humidity	26.7°C/52.5%
Polarity	Vertical	Site / Test Engineer	AC1 / Jay Chu
Test Mode	Transmit by 802.11g at Channel 2412MHz	Test Voltage	120V/60Hz

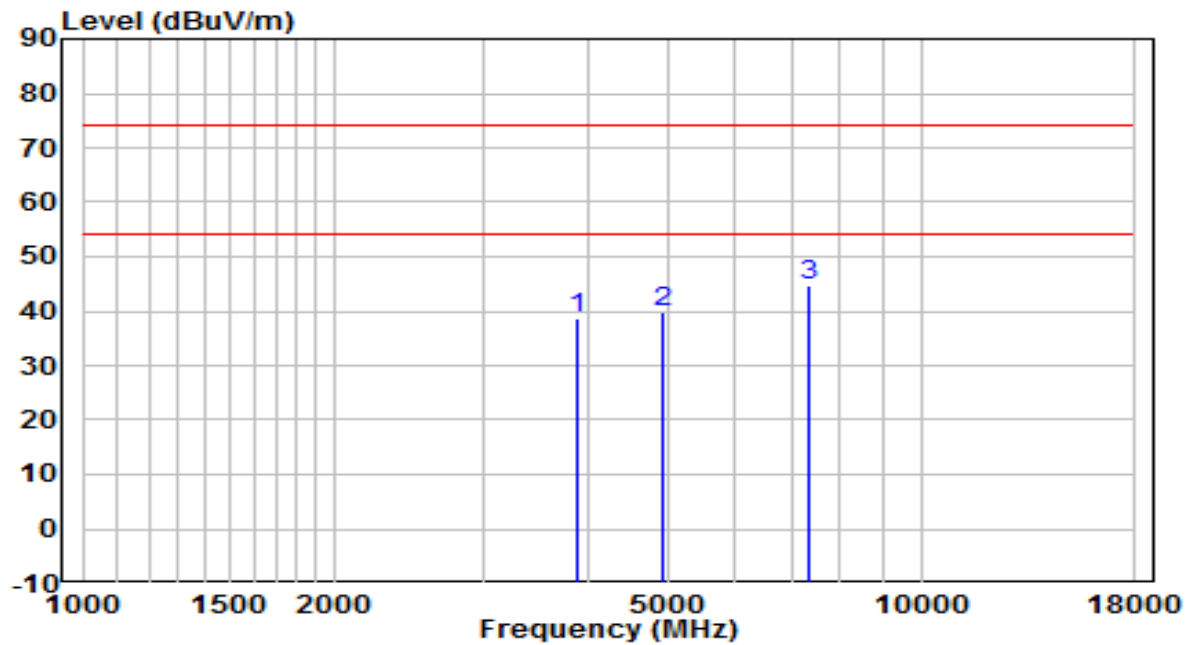


No	Frequency (MHz)	Reading (dB μ V)	C.F (dB/m)	Measurement (dB μ V/m)	Margin (dB)	Limit (dB μ V/m)	Remark (QP/PK/AV)
1	4366.000	38.05	2.55	40.60	-33.40	74.00	Peak
2	4740.000	36.57	3.48	40.05	-33.95	74.00	Peak
3	* 7341.000	32.28	12.31	44.59	-29.41	74.00	Peak

Note:

1. " *", means this data is the worst emission level.
2. C.F (Correction Factor) = Antenna Factor (dB/m) + Cable Loss (dB) – Preamplifier(dB).
3. Measurement(dB μ V/m) = Reading(dB μ V) + C.F (Correction Factor).

EUT	ACCESS POINT	Date of Test	2022-01-06
Factor	BBHA 9120D (1GHz~18GHz)_2021	Temp. / Humidity	26.7°C/52.5%
Polarity	Horizontal	Site / Test Engineer	AC1 / Jay Chu
Test Mode	Transmit by 802.11g at Channel 2437MHz	Test Voltage	120V/60Hz

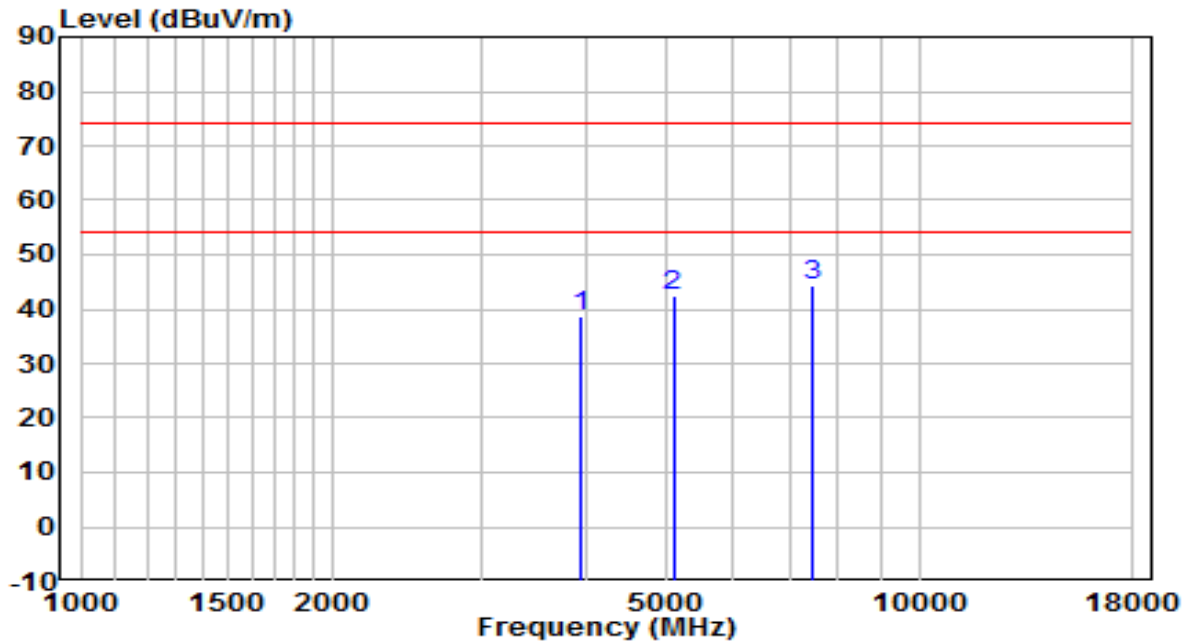


No	Frequency (MHz)	Reading (dB μ V)	C.F (dB/m)	Measurement (dB μ V/m)	Margin (dB)	Limit (dB μ V/m)	Remark (QP/PK/AV)
1	3890.000	37.83	0.85	38.67	-35.33	74.00	Peak
2	4901.500	35.92	3.77	39.69	-34.31	74.00	Peak
3	* 7332.500	32.44	12.27	44.71	-29.29	74.00	Peak

Note:

1. " *", means this data is the worst emission level.
2. C.F (Correction Factor) = Antenna Factor (dB/m) + Cable Loss (dB) – Preamplifier(dB).
3. Measurement(dB μ V/m) = Reading(dB μ V) + C.F (Correction Factor).

EUT	ACCESS POINT	Date of Test	2022-01-06
Factor	BBHA 9120D (1GHz~18GHz)_2021	Temp. / Humidity	26.7°C/52.5%
Polarity	Vertical	Site / Test Engineer	AC1 / Jay Chu
Test Mode	Transmit by 802.11g at Channel 2437MHz	Test Voltage	120V/60Hz

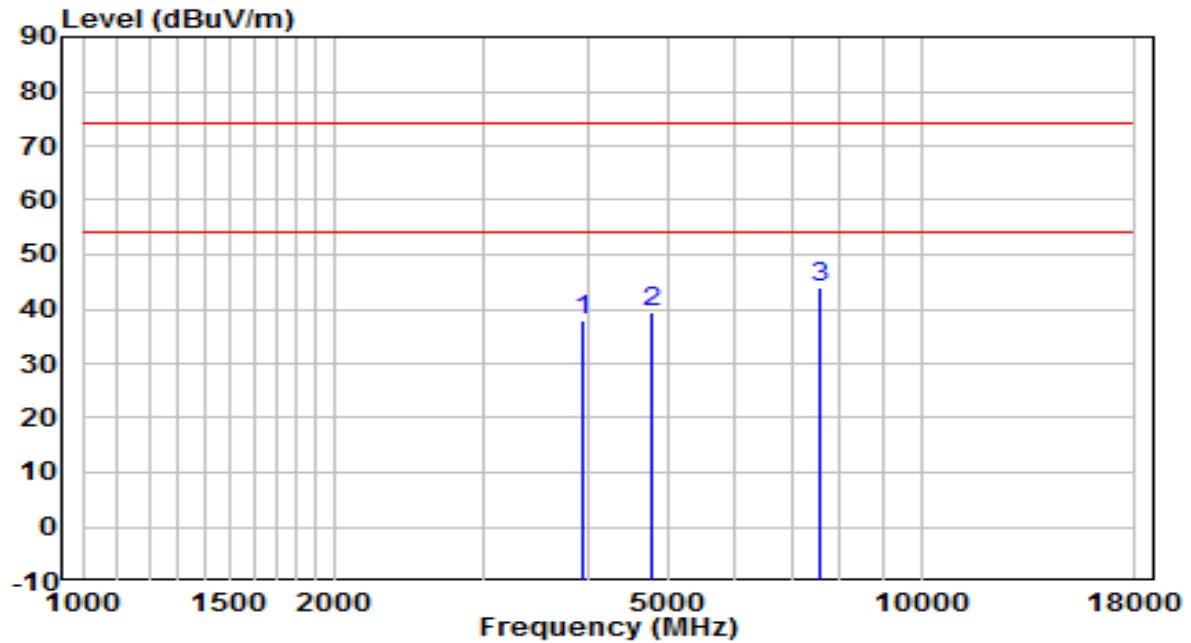


No	Frequency (MHz)	Reading (dBμV)	C.F (dB/m)	Measurement (dBμV/m)	Margin (dB)	Limit (dBμV/m)	Remark (QP/PK/AV)
1	3958.000	37.53	1.05	38.58	-35.42	74.00	Peak
2	5088.500	38.18	4.10	42.27	-31.73	74.00	Peak
3	* 7460.000	31.42	12.84	44.26	-29.74	74.00	Peak

Note:

1. " *", means this data is the worst emission level.
2. C.F (Correction Factor) = Antenna Factor (dB/m) + Cable Loss (dB) – Preamplifier(dB).
3. Measurement(dBμV/m) = Reading(dBμV) + C.F (Correction Factor).

EUT	ACCESS POINT	Date of Test	2022-01-06
Factor	BBHA 9120D (1GHz~18GHz)_2021	Temp. / Humidity	26.7°C/52.5%
Polarity	Horizontal	Site / Test Engineer	AC1 / Jay Chu
Test Mode	Transmit by 802.11g at Channel 2462MHz	Test Voltage	120V/60Hz

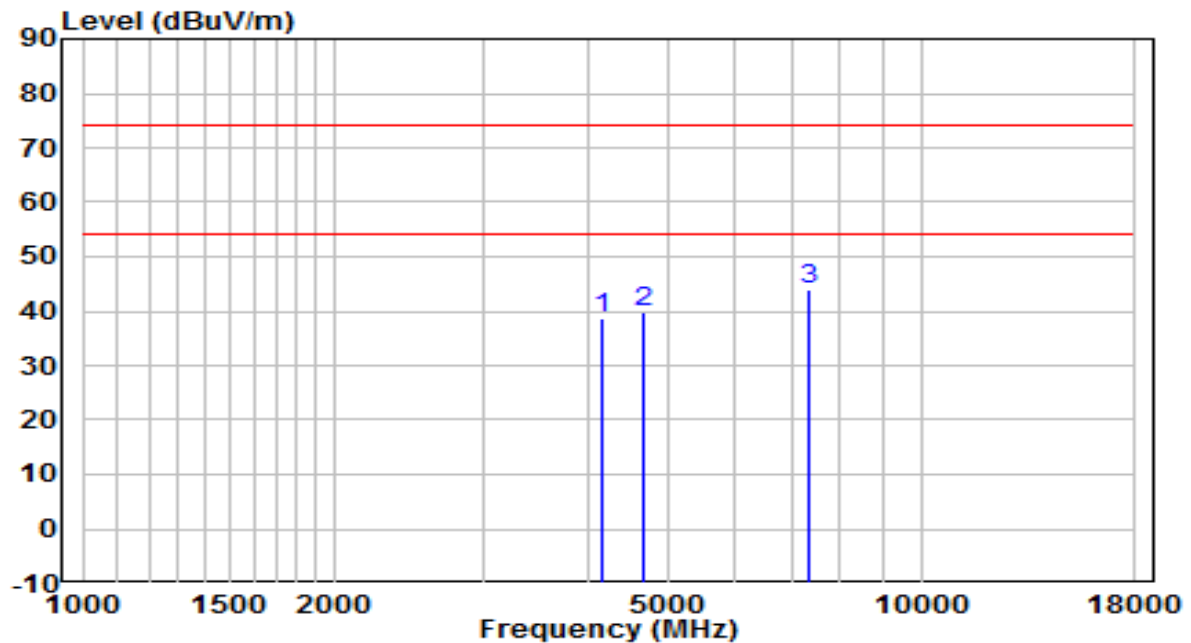


No	Frequency (MHz)	Reading (dB μ V)	C.F (dB/m)	Measurement (dB μ V/m)	Margin (dB)	Limit (dB μ V/m)	Remark (QP/PK/AV)
1	3949.500	36.95	1.03	37.98	-36.02	74.00	Peak
2	4757.000	35.87	3.51	39.38	-34.62	74.00	Peak
3	* 7553.500	30.85	13.06	43.91	-30.09	74.00	Peak

Note:

1. " *", means this data is the worst emission level.
2. C.F (Correction Factor) = Antenna Factor (dB/m) + Cable Loss (dB) – Preamplifier(dB).
3. Measurement(dB μ V/m) = Reading(dB μ V) + C.F (Correction Factor).

EUT	ACCESS POINT	Date of Test	2022-01-06
Factor	BBHA 9120D (1GHz~18GHz)_2021	Temp. / Humidity	26.7°C/52.5%
Polarity	Vertical	Site / Test Engineer	AC1 / Jay Chu
Test Mode	Transmit by 802.11g at Channel 2462MHz	Test Voltage	120V/60Hz

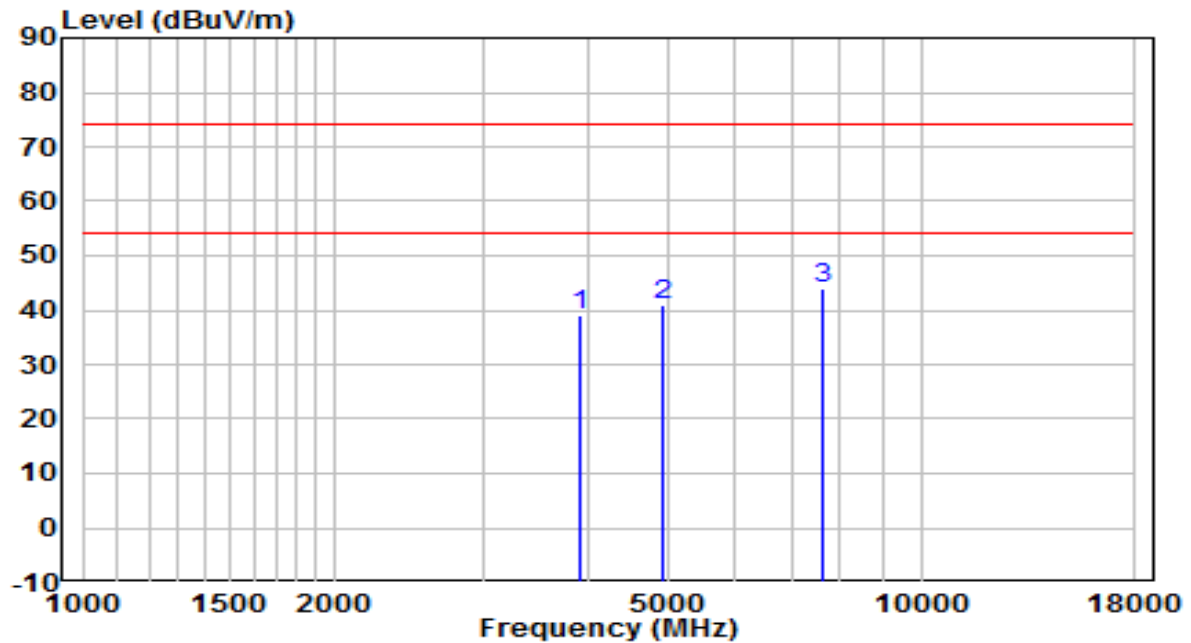


No	Frequency (MHz)	Reading (dB μ V)	C.F (dB/m)	Measurement (dB μ V/m)	Margin (dB)	Limit (dB μ V/m)	Remark (QP/PK/AV)
1	4162.000	36.76	1.79	38.55	-35.45	74.00	Peak
2	4680.500	36.30	3.37	39.67	-34.33	74.00	Peak
3	* 7366.500	31.67	12.42	44.10	-29.90	74.00	Peak

Note:

1. " *", means this data is the worst emission level.
2. C.F (Correction Factor) = Antenna Factor (dB/m) + Cable Loss (dB) – Preamplifier(dB).
3. Measurement(dB μ V/m) = Reading(dB μ V) + C.F (Correction Factor).

EUT	ACCESS POINT	Date of Test	2022-01-06
Factor	BBHA 9120D (1GHz~18GHz)_2021	Temp. / Humidity	26.7°C/52.5%
Polarity	Horizontal	Site / Test Engineer	AC1 / Jay Chu
Test Mode	Transmit by 802.11n-HT20 at Channel 2412MHz	Test Voltage	120V/60Hz

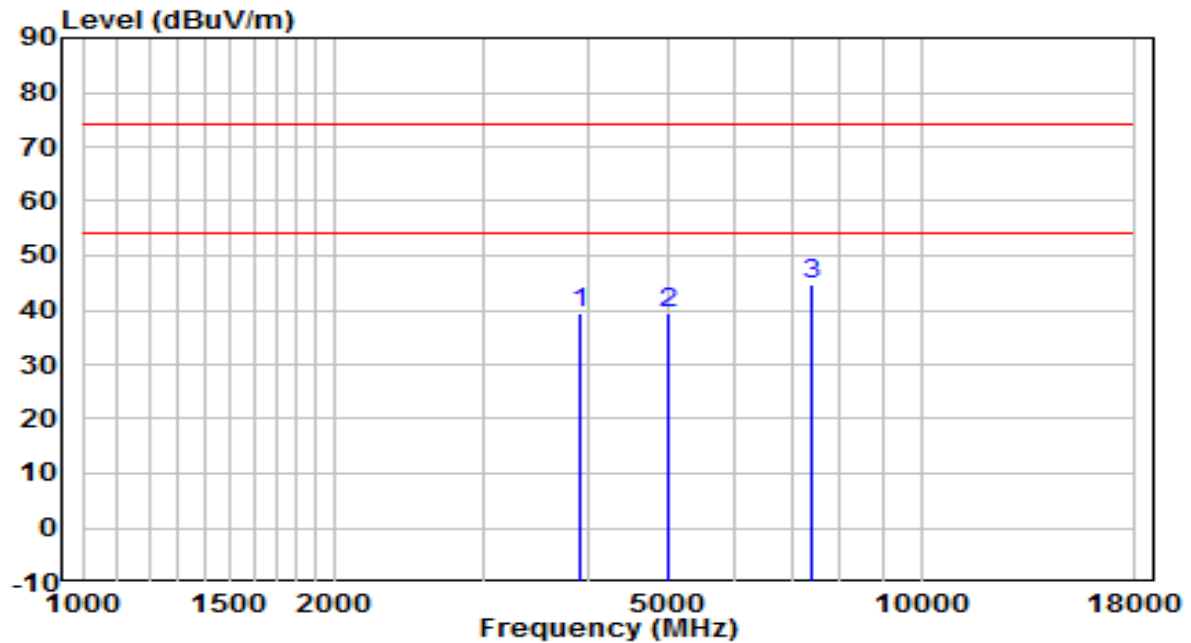


No	Frequency (MHz)	Reading (dB μ V)	C.F (dB/m)	Measurement (dB μ V/m)	Margin (dB)	Limit (dB μ V/m)	Remark (QP/PK/AV)
1	3907.000	37.99	0.90	38.89	-35.11	74.00	Peak
2	4901.500	37.13	3.77	40.90	-33.10	74.00	Peak
3	* 7638.500	30.95	13.13	44.08	-29.92	74.00	Peak

Note:

- "*" means this data is the worst emission level.
- C.F (Correction Factor) = Antenna Factor (dB/m) + Cable Loss (dB) – Pre-amplifier (dB).
- Measurement (dB μ V/m) = Reading (dB μ V) + C.F (Correction Factor).

EUT	ACCESS POINT	Date of Test	2022-01-06
Factor	BBHA 9120D (1GHz~18GHz)_2021	Temp. / Humidity	26.7°C/52.5%
Polarity	Vertical	Site / Test Engineer	AC1 / Jay Chu
Test Mode	Transmit by 802.11n-HT20 at Channel 2412MHz	Test Voltage	120V/60Hz

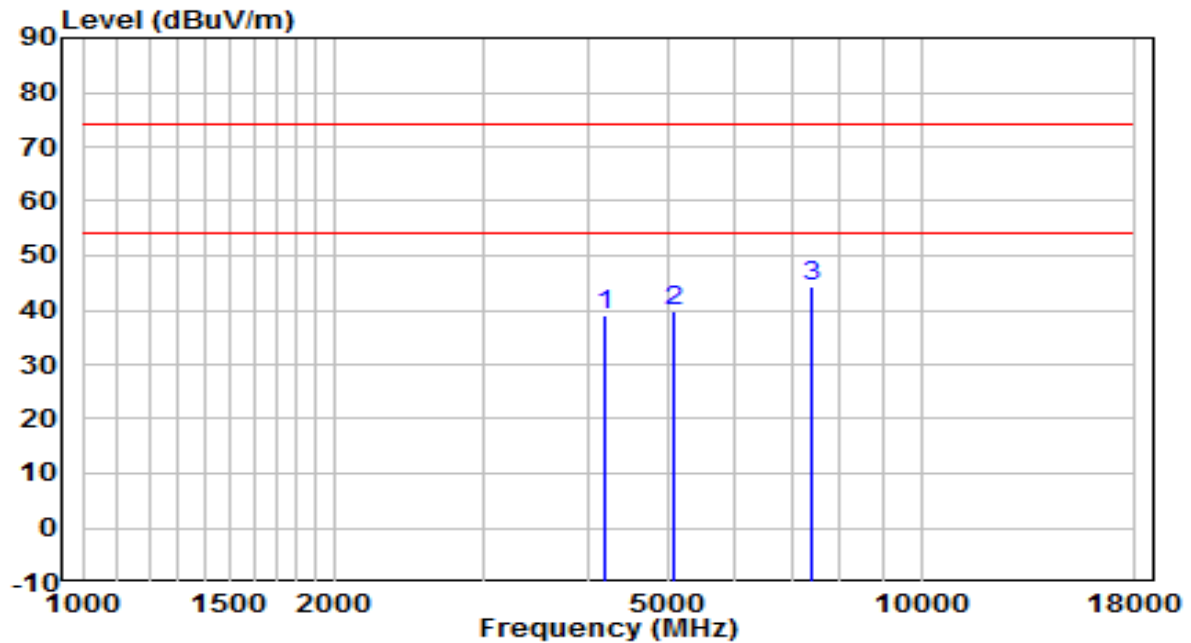


No	Frequency (MHz)	Reading (dB μ V)	C.F (dB/m)	Measurement (dB μ V/m)	Margin (dB)	Limit (dB μ V/m)	Remark (QP/PK/AV)
1	3907.000	38.60	0.90	39.50	-34.50	74.00	Peak
2	5003.500	35.50	3.96	39.46	-34.54	74.00	Peak
3	* 7409.000	32.05	12.61	44.66	-29.34	74.00	Peak

Note:

1. " *", means this data is the worst emission level.
2. C.F (Correction Factor) = Antenna Factor (dB/m) + Cable Loss (dB) – Pre-amplifier(dB).
3. Measurement(dB μ V/m) = Reading(dB μ V) + C.F (Correction Factor).

EUT	ACCESS POINT	Date of Test	2022-01-06
Factor	BBHA 9120D (1GHz~18GHz)_2021	Temp. / Humidity	26.7°C/52.5%
Polarity	Horizontal	Site / Test Engineer	AC1 / Jay Chu
Test Mode	Transmit by 802.11n-HT20 at Channel 2437MHz	Test Voltage	120V/60Hz

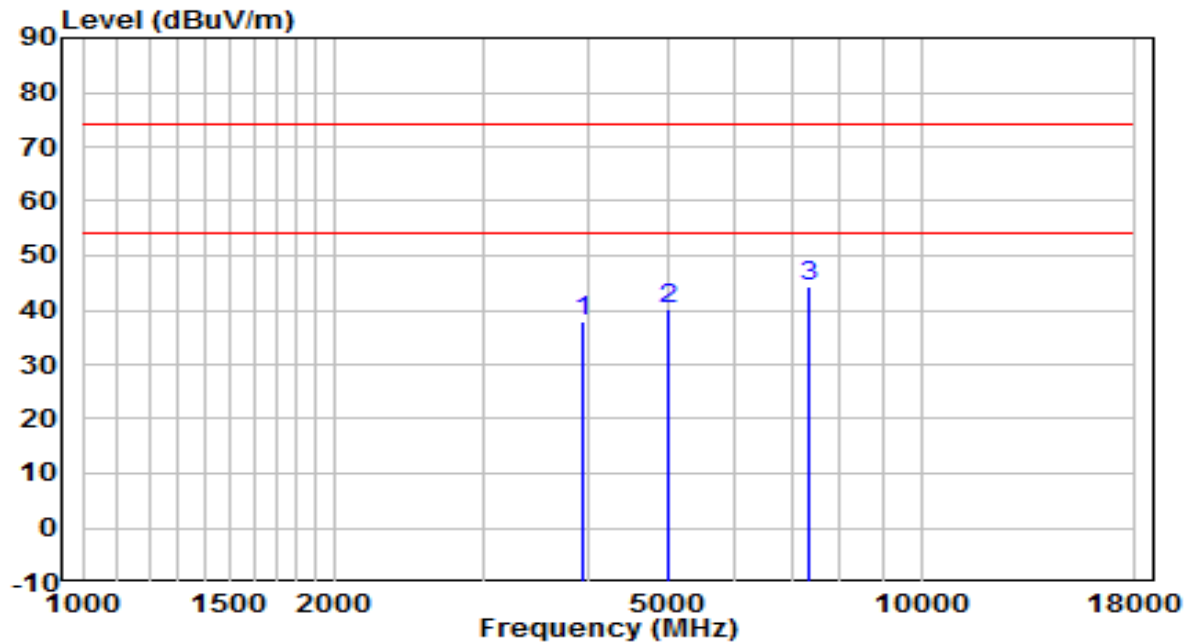


No	Frequency (MHz)	Reading (dB μ V)	C.F (dB/m)	Measurement (dB μ V/m)	Margin (dB)	Limit (dB μ V/m)	Remark (QP/PK/AV)
1	4204.500	37.05	1.94	38.99	-35.01	74.00	Peak
2	5071.500	35.58	4.07	39.64	-34.36	74.00	Peak
3	* 7383.500	31.83	12.50	44.33	-29.67	74.00	Peak

Note:

1. " *", means this data is the worst emission level.
2. C.F (Correction Factor) = Antenna Factor (dB/m) + Cable Loss (dB) – Pre-amplifier(dB).
3. Measurement(dB μ V/m) = Reading(dB μ V) + C.F (Correction Factor).

EUT	ACCESS POINT	Date of Test	2022-01-06
Factor	BBHA 9120D (1GHz~18GHz)_2021	Temp. / Humidity	26.7°C/52.5%
Polarity	Vertical	Site / Test Engineer	AC1 / Jay Chu
Test Mode	Transmit by 802.11n-HT20 at Channel 2437MHz	Test Voltage	120V/60Hz

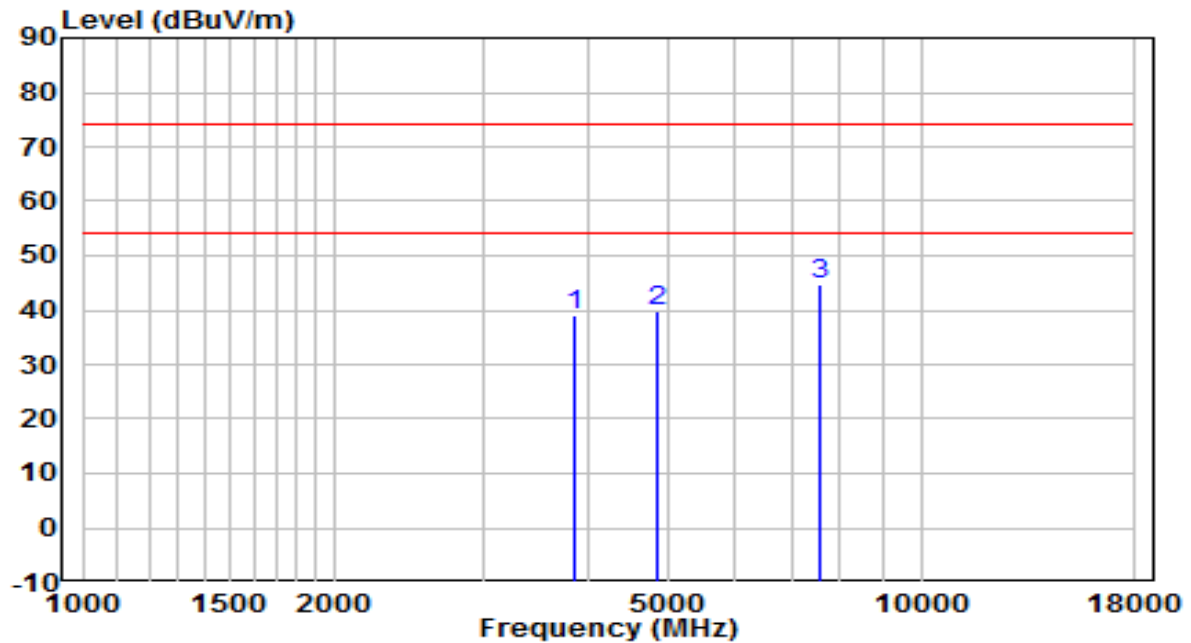


No	Frequency (MHz)	Reading (dB μ V)	C.F (dB/m)	Measurement (dB μ V/m)	Margin (dB)	Limit (dB μ V/m)	Remark (QP/PK/AV)
1	3941.000	37.02	1.00	38.02	-35.98	74.00	Peak
2	5003.500	36.19	3.96	40.14	-33.86	74.00	Peak
3	* 7332.500	31.95	12.27	44.22	-29.78	74.00	Peak

Note:

- "*" means this data is the worst emission level.
- C.F (Correction Factor) = Antenna Factor (dB/m) + Cable Loss (dB) – Pre-amplifier (dB).
- Measurement (dB μ V/m) = Reading (dB μ V) + C.F (Correction Factor).

EUT	ACCESS POINT	Date of Test	2022-01-06
Factor	BBHA 9120D (1GHz~18GHz)_2021	Temp. / Humidity	26.7°C/52.5%
Polarity	Horizontal	Site / Test Engineer	AC1 / Jay Chu
Test Mode	Transmit by 802.11n-HT20 at Channel 2462MHz	Test Voltage	120V/60Hz

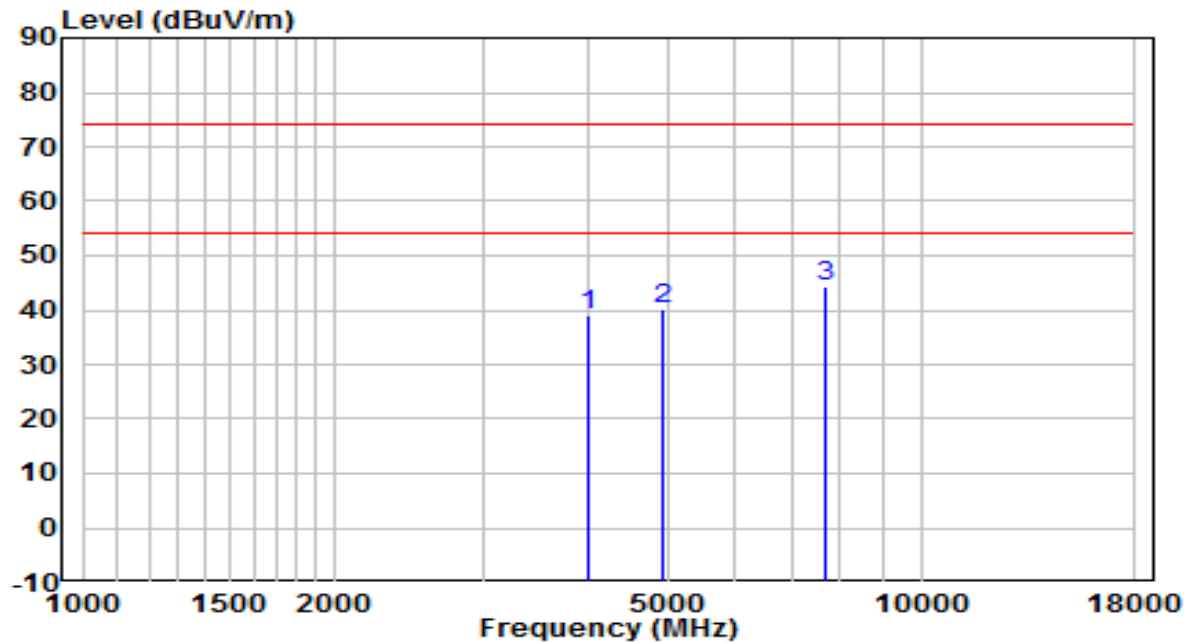


No	Frequency (MHz)	Reading (dB μ V)	C.F (dB/m)	Measurement (dB μ V/m)	Margin (dB)	Limit (dB μ V/m)	Remark (QP/PK/AV)
1	3864.500	38.20	0.77	38.97	-35.03	74.00	Peak
2	4842.000	36.28	3.67	39.95	-34.05	74.00	Peak
3	* 7596.000	31.55	13.09	44.64	-29.36	74.00	Peak

Note:

- "*" means this data is the worst emission level.
- C.F (Correction Factor) = Antenna Factor (dB/m) + Cable Loss (dB) – Pre-amplifier (dB).
- Measurement (dB μ V/m) = Reading (dB μ V) + C.F (Correction Factor).

EUT	ACCESS POINT	Date of Test	2022-01-06
Factor	BBHA 9120D (1GHz~18GHz)_2021	Temp. / Humidity	26.7°C/52.5%
Polarity	Vertical	Site / Test Engineer	AC1 / Jay Chu
Test Mode	Transmit by 802.11n-HT20 at Channel 2462MHz	Test Voltage	120V/60Hz

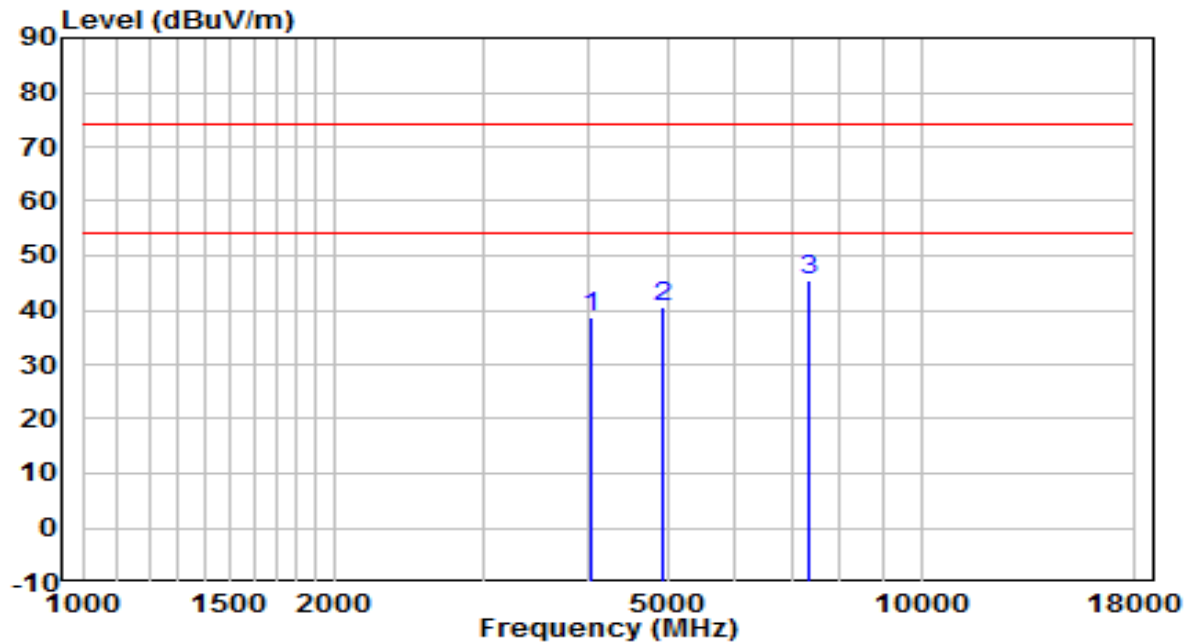


No	Frequency (MHz)	Reading (dB μ V)	C.F (dB/m)	Measurement (dB μ V/m)	Margin (dB)	Limit (dB μ V/m)	Remark (QP/PK/AV)
1	4000.500	37.99	1.18	39.18	-34.82	74.00	Peak
2	4935.500	36.38	3.83	40.21	-33.79	74.00	Peak
3	* 7664.000	31.17	13.15	44.32	-29.68	74.00	Peak

Note:

1. " *", means this data is the worst emission level.
2. C.F (Correction Factor) = Antenna Factor (dB/m) + Cable Loss (dB) – Pre-amplifier(dB).
3. Measurement(dB μ V/m) = Reading(dB μ V) + C.F (Correction Factor).

EUT	ACCESS POINT	Date of Test	2022-01-06
Factor	BBHA 9120D (1GHz~18GHz)_2021	Temp. / Humidity	26.7°C/52.5%
Polarity	Horizontal	Site / Test Engineer	AC1 / Jay Chu
Test Mode	Transmit by 802.11n-HT40 at Channel 2422MHz	Test Voltage	120V/60Hz

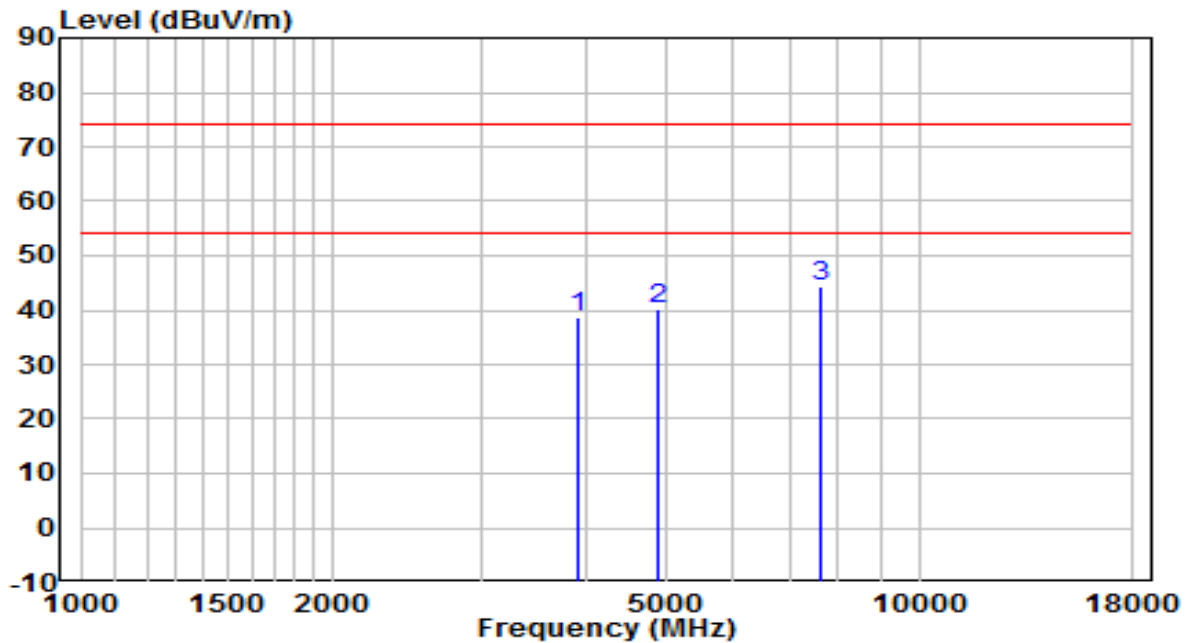


No	Frequency (MHz)	Reading (dB μ V)	C.F (dB/m)	Measurement (dB μ V/m)	Margin (dB)	Limit (dB μ V/m)	Remark (QP/PK/AV)
1	4034.500	37.27	1.31	38.58	-35.42	74.00	Peak
2	4910.000	36.78	3.79	40.57	-33.43	74.00	Peak
3	* 7332.500	33.07	12.27	45.34	-28.66	74.00	Peak

Note:

1. " *", means this data is the worst emission level.
2. C.F (Correction Factor) = Antenna Factor (dB/m) + Cable Loss (dB) – Pre-amplifier(dB).
3. Measurement(dB μ V/m) = Reading(dB μ V) + C.F (Correction Factor).

EUT	ACCESS POINT	Date of Test	2022-01-06
Factor	BBHA 9120D (1GHz~18GHz)_2021	Temp. / Humidity	26.7°C/52.5%
Polarity	Vertical	Site / Test Engineer	AC1 / Jay Chu
Test Mode	Transmit by 802.11n-HT40 at Channel 2422MHz	Test Voltage	120V/60Hz

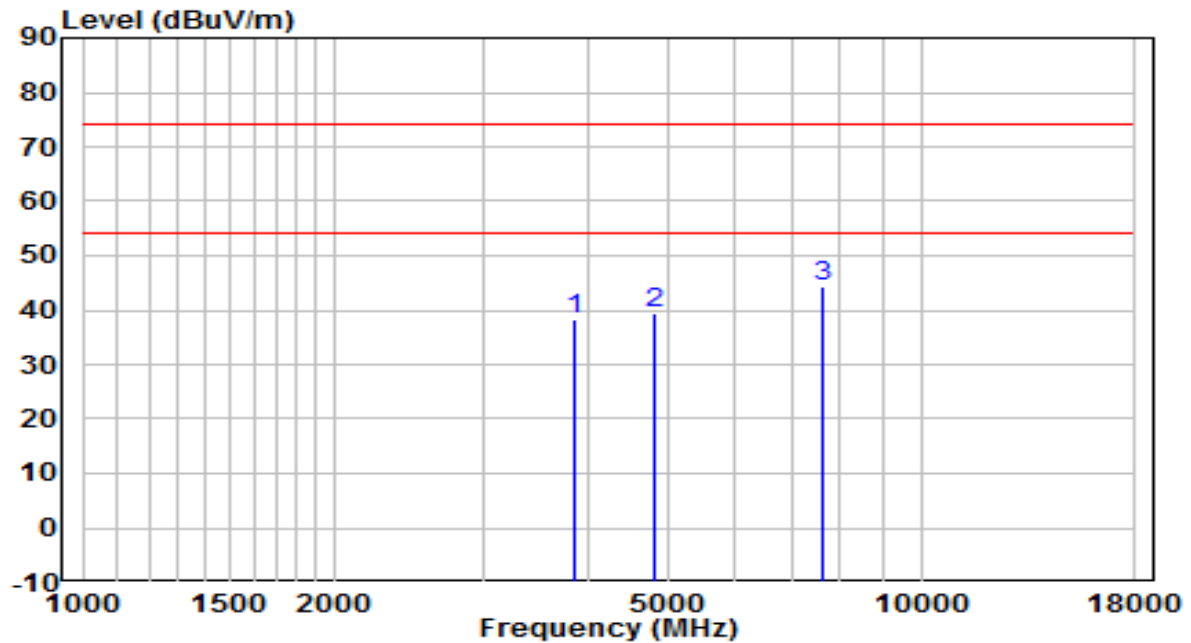


No	Frequency (MHz)	Reading (dBμV)	C.F (dB/m)	Measurement (dBμV/m)	Margin (dB)	Limit (dBμV/m)	Remark (QP/PK/AV)
1	3924.000	37.92	0.95	38.87	-35.13	74.00	Peak
2	4876.000	36.29	3.73	40.01	-33.99	74.00	Peak
3	* 7613.000	31.16	13.11	44.27	-29.73	74.00	Peak

Note:

1. " *", means this data is the worst emission level.
2. C.F (Correction Factor) = Antenna Factor (dB/m) + Cable Loss (dB) – Pre-amplifier(dB).
3. Measurement(dBμV/m) = Reading(dBμV) + C.F (Correction Factor).

EUT	ACCESS POINT	Date of Test	2022-01-06
Factor	BBHA 9120D (1GHz~18GHz)_2021	Temp. / Humidity	26.7°C/52.5%
Polarity	Horizontal	Site / Test Engineer	AC1 / Jay Chu
Test Mode	Transmit by 802.11n-HT40 at Channel 2437MHz	Test Voltage	120V/60Hz

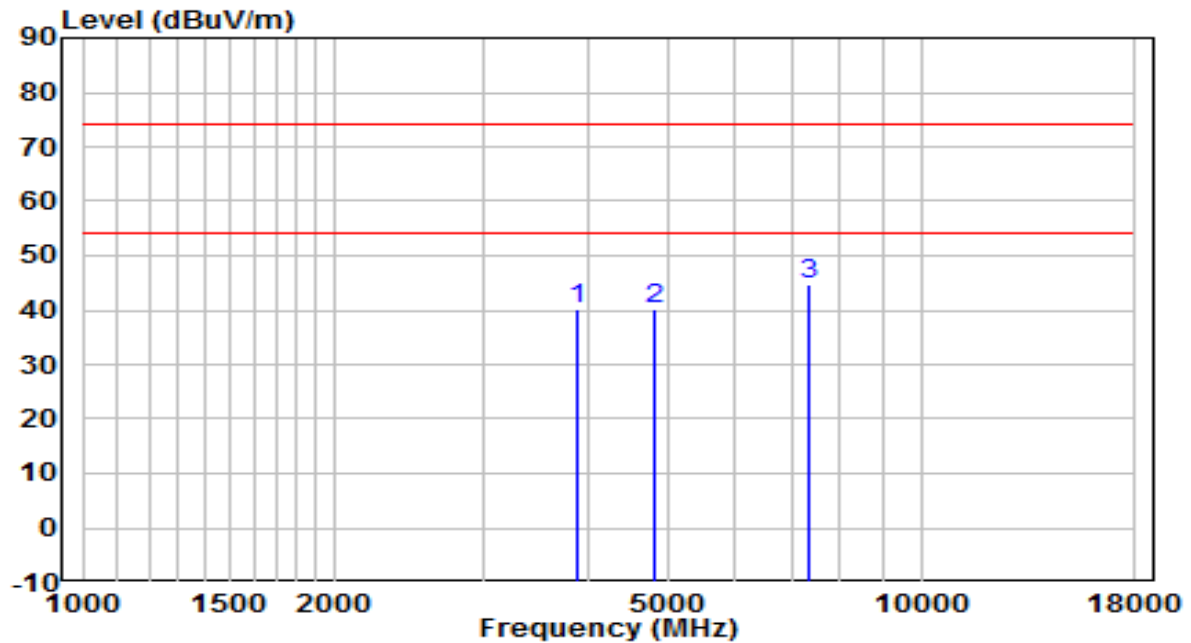


No	Frequency (MHz)	Reading (dB μ V)	C.F (dB/m)	Measurement (dB μ V/m)	Margin (dB)	Limit (dB μ V/m)	Remark (QP/PK/AV)
1	3856.000	37.65	0.74	38.39	-35.61	74.00	Peak
2	4791.000	35.84	3.57	39.41	-34.59	74.00	Peak
3	* 7638.500	31.37	13.13	44.50	-29.50	74.00	Peak

Note:

1. " *", means this data is the worst emission level.
2. C.F (Correction Factor) = Antenna Factor (dB/m) + Cable Loss (dB) – Pre-amplifier(dB).
3. Measurement(dB μ V/m) = Reading(dB μ V) + C.F (Correction Factor).

EUT	ACCESS POINT	Date of Test	2022-01-06
Factor	BBHA 9120D (1GHz~18GHz)_2021	Temp. / Humidity	26.7°C/52.5%
Polarity	Vertical	Site / Test Engineer	AC1 / Jay Chu
Test Mode	Transmit by 802.11n-HT40 at Channel 2437MHz	Test Voltage	120V/60Hz

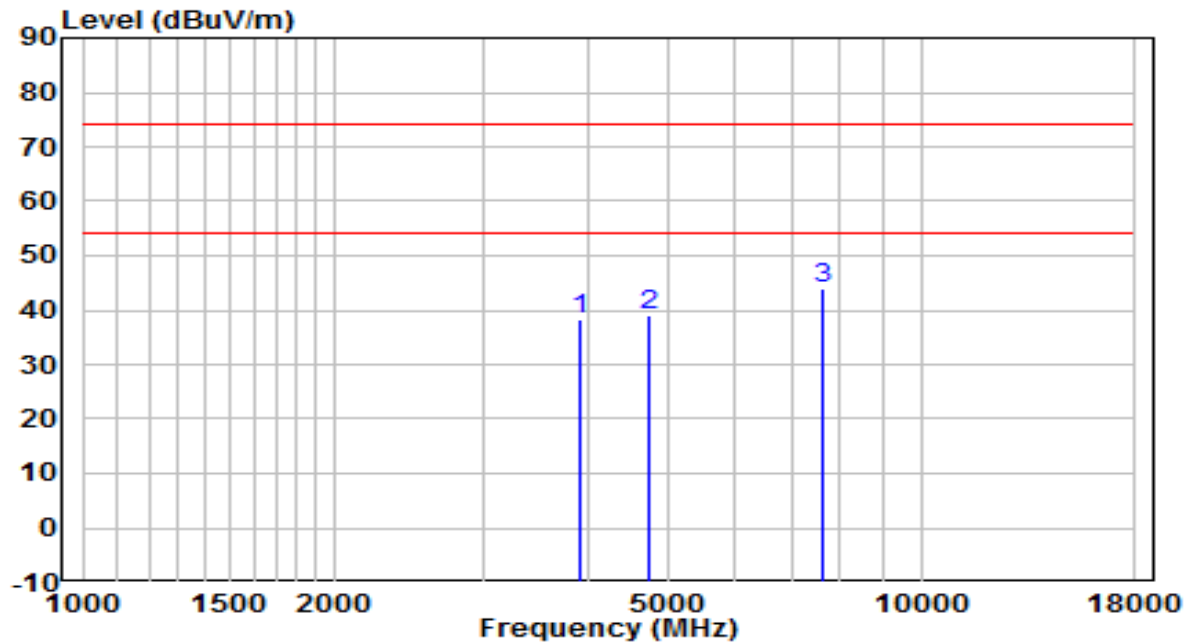


No	Frequency (MHz)	Reading (dB μ V)	C.F (dB/m)	Measurement (dB μ V/m)	Margin (dB)	Limit (dB μ V/m)	Remark (QP/PK/AV)
1	3898.500	39.20	0.87	40.07	-33.93	74.00	Peak
2	4799.500	36.79	3.59	40.38	-33.62	74.00	Peak
3	* 7332.500	32.49	12.27	44.76	-29.24	74.00	Peak

Note:

- "*" means this data is the worst emission level.
- C.F (Correction Factor) = Antenna Factor (dB/m) + Cable Loss (dB) – Pre-amplifier (dB).
- Measurement (dB μ V/m) = Reading (dB μ V) + C.F (Correction Factor).

EUT	ACCESS POINT	Date of Test	2022-01-06
Factor	BBHA 9120D (1GHz~18GHz)_2021	Temp. / Humidity	26.7°C/52.5%
Polarity	Horizontal	Site / Test Engineer	AC1 / Jay Chu
Test Mode	Transmit by 802.11n-HT40 at Channel 2452MHz	Test Voltage	120V/60Hz

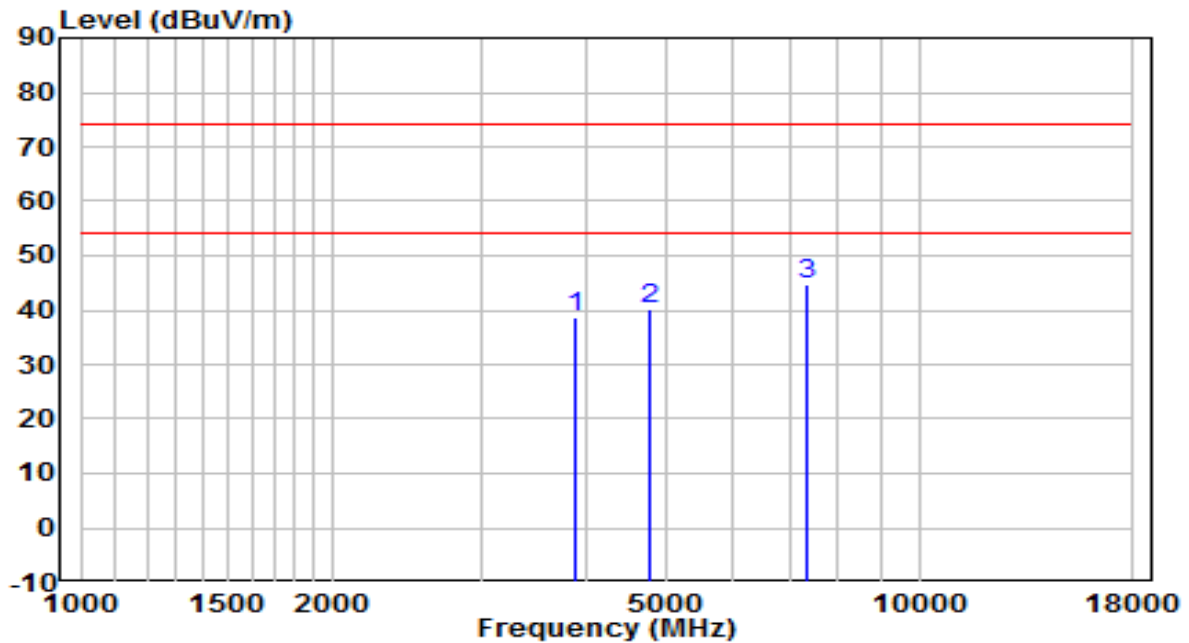


No	Frequency (MHz)	Reading (dB μ V)	C.F (dB/m)	Measurement (dB μ V/m)	Margin (dB)	Limit (dB μ V/m)	Remark (QP/PK/AV)
1	3907.000	37.36	0.90	38.26	-35.74	74.00	Peak
2	4748.500	35.69	3.50	39.19	-34.81	74.00	Peak
3	* 7613.000	31.01	13.11	44.11	-29.89	74.00	Peak

Note:

1. " *", means this data is the worst emission level.
2. C.F (Correction Factor) = Antenna Factor (dB/m) + Cable Loss (dB) – Pre-amplifier(dB).
3. Measurement(dB μ V/m) = Reading(dB μ V) + C.F (Correction Factor).

EUT	ACCESS POINT	Date of Test	2022-01-06
Factor	BBHA 9120D (1GHz~18GHz)_2021	Temp. / Humidity	26.7°C/52.5%
Polarity	Vertical	Site / Test Engineer	AC1 / Jay Chu
Test Mode	Transmit by 802.11n-HT40 at Channel 2452MHz	Test Voltage	120V/60Hz

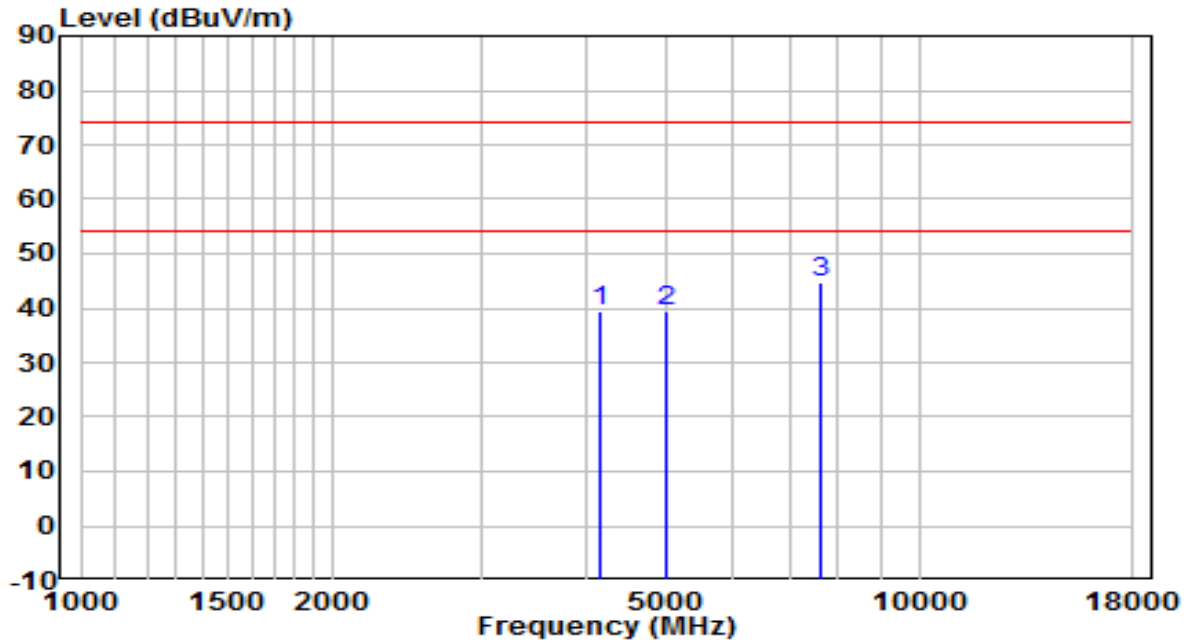


No	Frequency (MHz)	Reading (dB μ V)	C.F (dB/m)	Measurement (dB μ V/m)	Margin (dB)	Limit (dB μ V/m)	Remark (QP/PK/AV)
1	3898.500	37.85	0.87	38.72	-35.28	74.00	Peak
2	4757.000	36.71	3.51	40.23	-33.77	74.00	Peak
3	* 7324.000	32.62	12.24	44.86	-29.14	74.00	Peak

Note:

- "*" means this data is the worst emission level.
- C.F (Correction Factor) = Antenna Factor (dB/m) + Cable Loss (dB) – Pre-amplifier (dB).
- Measurement (dB μ V/m) = Reading (dB μ V) + C.F (Correction Factor).

EUT	ACCESS POINT	Date of Test	2022-01-06
Factor	BBHA 9120D (1GHz~18GHz)_2021	Temp. / Humidity	26.7°C/52.5%
Polarity	Horizontal	Site / Test Engineer	AC1 / Jay Chu
Test Mode	Transmit by 802.11ax-HE20 at Channel 2412MHz	Test Voltage	120V/60Hz

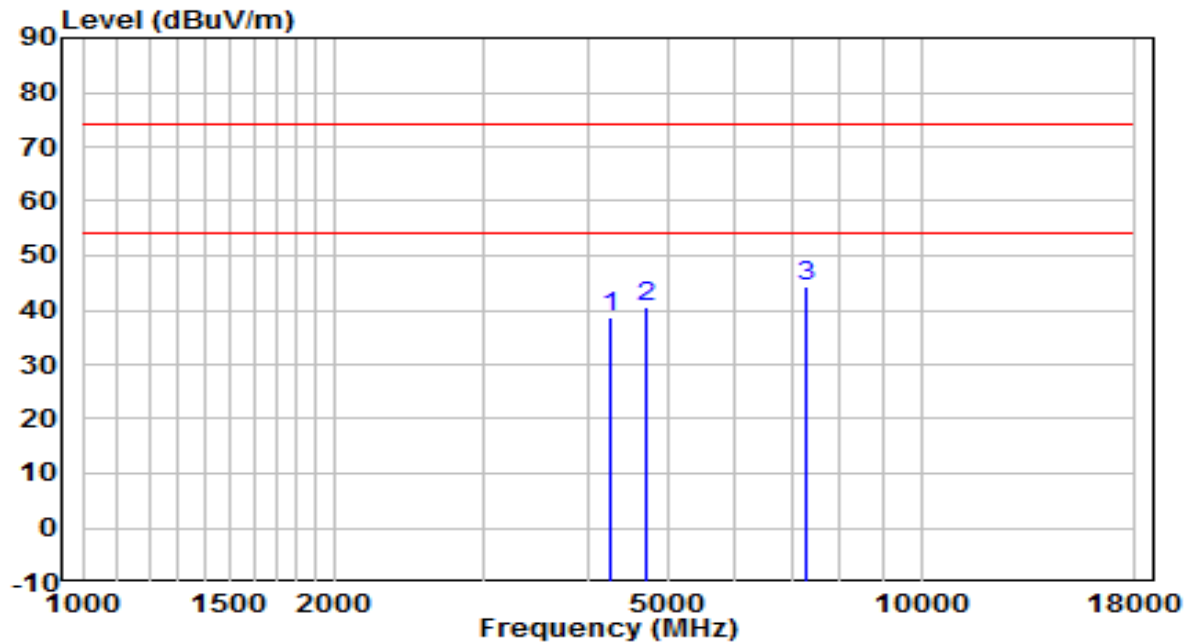


No	Frequency (MHz)	Reading (dBμV)	C.F (dB/m)	Measurement (dBμV/m)	Margin (dB)	Limit (dBμV/m)	Remark (QP/PK/AV)
1	4170.500	37.46	1.82	39.27	-34.73	74.00	Peak
2	4986.500	35.67	3.93	39.60	-34.40	74.00	Peak
3	* 7655.500	31.59	13.14	44.73	-29.27	74.00	Peak

Note:

1. " *", means this data is the worst emission level.
2. C.F (Correction Factor) = Antenna Factor (dB/m) + Cable Loss (dB) – Pre-amplifier(dB).
3. Measurement(dBμV/m) = Reading(dBμV) + C.F (Correction Factor).

EUT	ACCESS POINT	Date of Test	2022-01-06
Factor	BBHA 9120D (1GHz~18GHz)_2021	Temp. / Humidity	26.7°C/52.5%
Polarity	Vertical	Site / Test Engineer	AC1 / Jay Chu
Test Mode	Transmit by 802.11ax-HE20 at Channel 2412MHz	Test Voltage	120V/60Hz

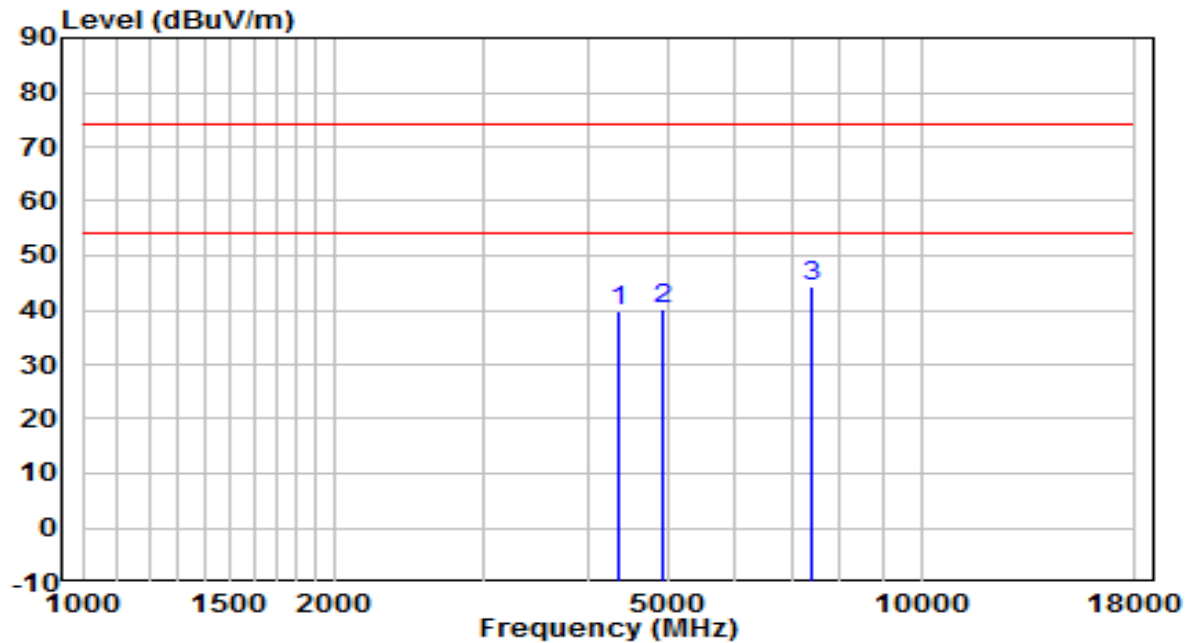


No	Frequency (MHz)	Reading (dB μ V)	C.F (dB/m)	Measurement (dB μ V/m)	Margin (dB)	Limit (dB μ V/m)	Remark (QP/PK/AV)
1	4255.500	36.42	2.14	38.55	-35.45	74.00	Peak
2	4706.000	37.32	3.42	40.75	-33.25	74.00	Peak
3	* 7315.500	32.24	12.20	44.44	-29.56	74.00	Peak

Note:

1. " *", means this data is the worst emission level.
2. C.F (Correction Factor) = Antenna Factor (dB/m) + Cable Loss (dB) – Pre-amplifier(dB).
3. Measurement(dB μ V/m) = Reading(dB μ V) + C.F (Correction Factor).

EUT	ACCESS POINT	Date of Test	2022-01-06
Factor	BBHA 9120D (1GHz~18GHz)_2021	Temp. / Humidity	26.7°C/52.5%
Polarity	Horizontal	Site / Test Engineer	AC1 / Jay Chu
Test Mode	Transmit by 802.11ax-HE20 at Channel 2437MHz	Test Voltage	120V/60Hz

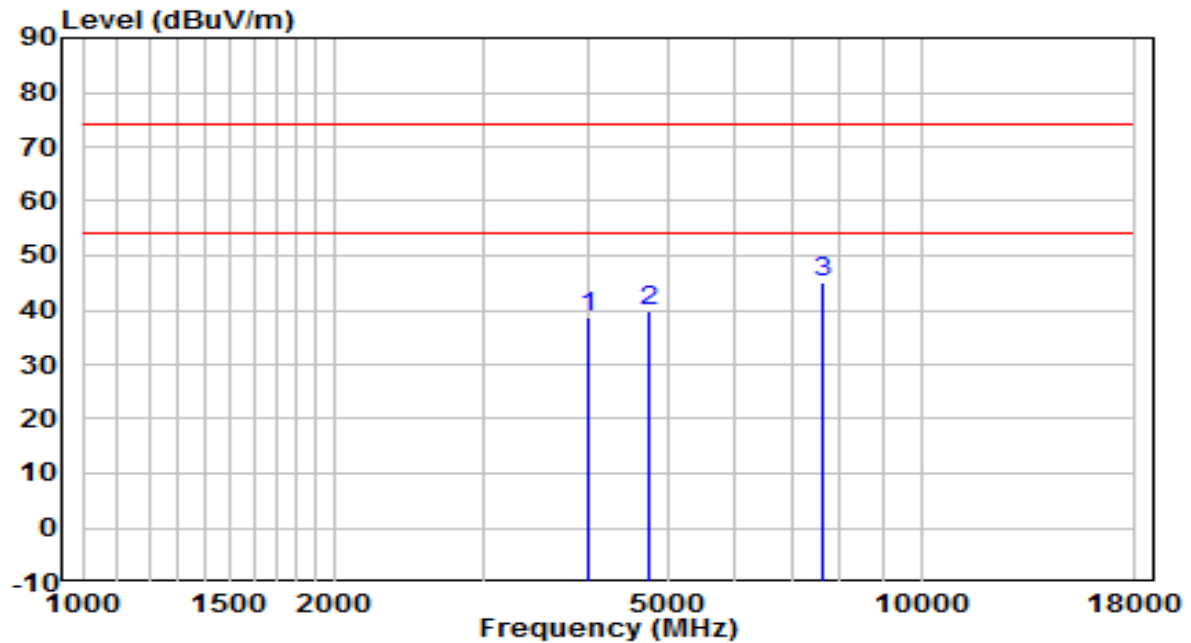


No	Frequency (MHz)	Reading (dB μ V)	C.F (dB/m)	Measurement (dB μ V/m)	Margin (dB)	Limit (dB μ V/m)	Remark (QP/PK/AV)
1	4357.500	37.27	2.52	39.78	-34.22	74.00	Peak
2	4918.500	36.51	3.80	40.31	-33.69	74.00	Peak
3	* 7392.000	31.76	12.54	44.29	-29.71	74.00	Peak

Note:

1. " *", means this data is the worst emission level.
2. C.F (Correction Factor) = Antenna Factor (dB/m) + Cable Loss (dB) – Preamplifier(dB).
3. Measurement(dB μ V/m) = Reading(dB μ V) + C.F (Correction Factor).

EUT	ACCESS POINT	Date of Test	2022-01-06
Factor	BBHA 9120D (1GHz~18GHz)_2021	Temp. / Humidity	26.7°C/52.5%
Polarity	Vertical	Site / Test Engineer	AC1 / Jay Chu
Test Mode	Transmit by 802.11ax-HE20 at Channel 2437MHz	Test Voltage	120V/60Hz

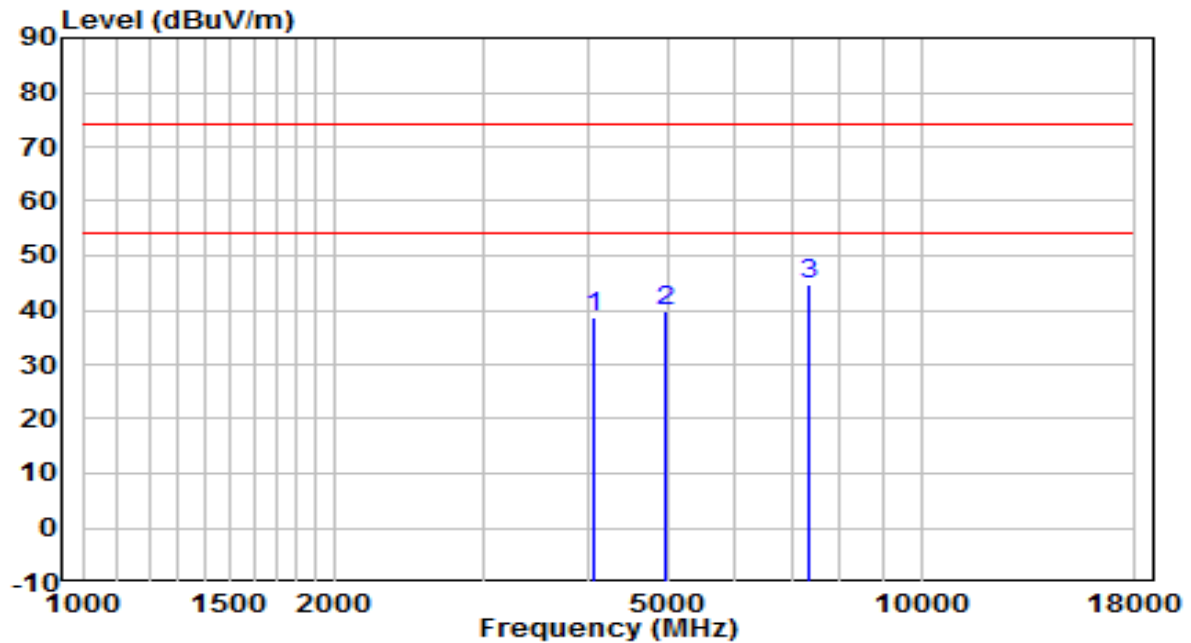


No	Frequency (MHz)	Reading (dB μ V)	C.F (dB/m)	Measurement (dB μ V/m)	Margin (dB)	Limit (dB μ V/m)	Remark (QP/PK/AV)
1	4009.000	37.30	1.21	38.52	-35.48	74.00	Peak
2	4748.500	36.34	3.50	39.84	-34.16	74.00	Peak
3	* 7613.000	31.88	13.11	44.99	-29.01	74.00	Peak

Note:

1. " *", means this data is the worst emission level.
2. C.F (Correction Factor) = Antenna Factor (dB/m) + Cable Loss (dB) – Pre-amplifier(dB).
3. Measurement(dB μ V/m) = Reading(dB μ V) + C.F (Correction Factor).

EUT	ACCESS POINT	Date of Test	2022-01-06
Factor	BBHA 9120D (1GHz~18GHz)_2021	Temp. / Humidity	26.7°C/52.5%
Polarity	Horizontal	Site / Test Engineer	AC1 / Jay Chu
Test Mode	Transmit by 802.11ax-HE20 at Channel 2462MHz	Test Voltage	120V/60Hz

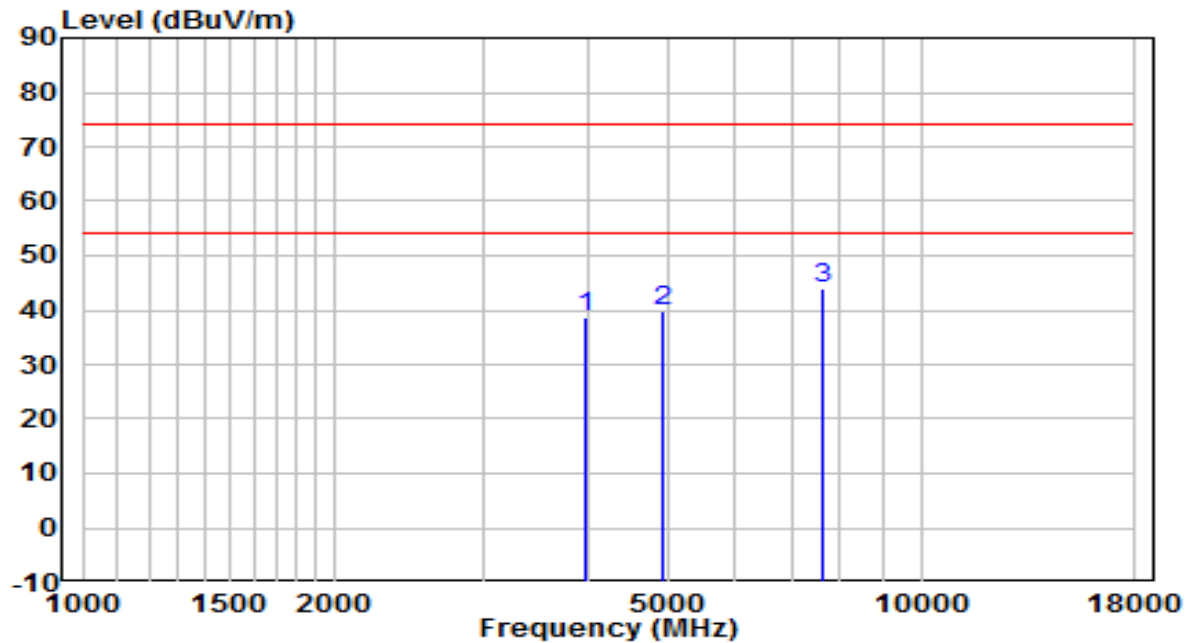


No	Frequency (MHz)	Reading (dB μ V)	C.F (dB/m)	Measurement (dB μ V/m)	Margin (dB)	Limit (dB μ V/m)	Remark (QP/PK/AV)
1	4068.500	37.21	1.44	38.65	-35.35	74.00	Peak
2	4961.000	35.76	3.88	39.64	-34.36	74.00	Peak
3	* 7341.000	32.40	12.31	44.71	-29.29	74.00	Peak

Note:

- "*" means this data is the worst emission level.
- C.F (Correction Factor) = Antenna Factor (dB/m) + Cable Loss (dB) – Pre-amplifier (dB).
- Measurement (dB μ V/m) = Reading (dB μ V) + C.F (Correction Factor).

EUT	ACCESS POINT	Date of Test	2022-01-06
Factor	BBHA 9120D (1GHz~18GHz)_2021	Temp. / Humidity	26.7°C/52.5%
Polarity	Vertical	Site / Test Engineer	AC1 / Jay Chu
Test Mode	Transmit by 802.11ax-HE20 at Channel 2462MHz	Test Voltage	120V/60Hz

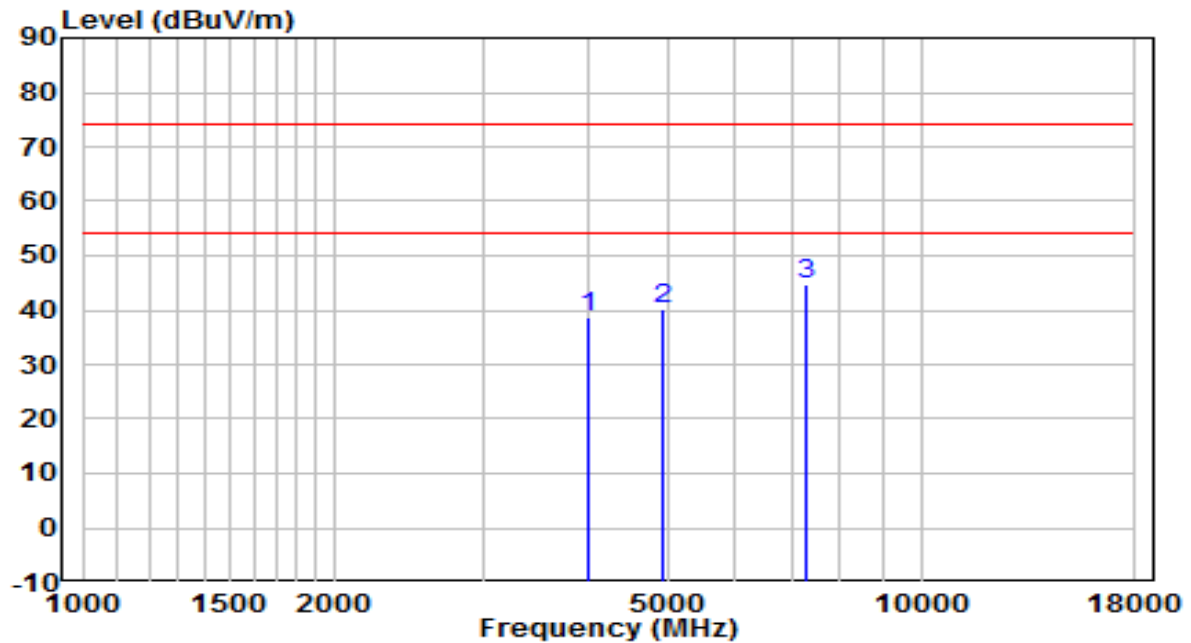


No	Frequency (MHz)	Reading (dB μ V)	C.F (dB/m)	Measurement (dB μ V/m)	Margin (dB)	Limit (dB μ V/m)	Remark (QP/PK/AV)
1	3975.000	37.58	1.10	38.69	-35.31	74.00	Peak
2	4927.000	35.97	3.82	39.78	-34.22	74.00	Peak
3	* 7621.500	30.89	13.12	44.01	-29.99	74.00	Peak

Note:

1. " *", means this data is the worst emission level.
2. C.F (Correction Factor) = Antenna Factor (dB/m) + Cable Loss (dB) – Pre-amplifier(dB).
3. Measurement(dB μ V/m) = Reading(dB μ V) + C.F (Correction Factor).

EUT	ACCESS POINT	Date of Test	2022-01-06
Factor	BBHA 9120D (1GHz~18GHz)_2021	Temp. / Humidity	26.7°C/52.5%
Polarity	Horizontal	Site / Test Engineer	AC1 / Jay Chu
Test Mode	Transmit by 802.11ax-HE40 at Channel 2422MHz	Test Voltage	120V/60Hz

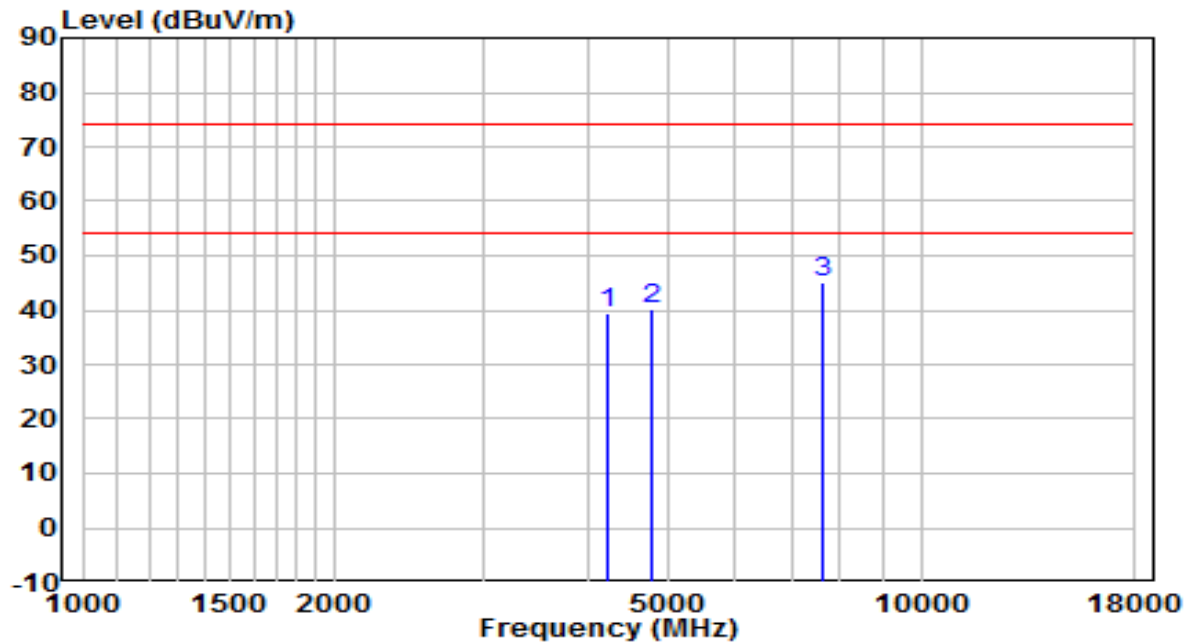


No	Frequency (MHz)	Reading (dB μ V)	C.F (dB/m)	Measurement (dB μ V/m)	Margin (dB)	Limit (dB μ V/m)	Remark (QP/PK/AV)
1	4017.500	37.33	1.25	38.58	-35.42	74.00	Peak
2	4935.500	36.53	3.83	40.36	-33.64	74.00	Peak
3	* 7298.500	32.46	12.12	44.59	-29.41	74.00	Peak

Note:

1. " *", means this data is the worst emission level.
2. C.F (Correction Factor) = Antenna Factor (dB/m) + Cable Loss (dB) – Preamplifier(dB).
3. Measurement(dB μ V/m) = Reading(dB μ V) + C.F (Correction Factor).

EUT	ACCESS POINT	Date of Test	2022-01-06
Factor	BBHA 9120D (1GHz~18GHz)_2021	Temp. / Humidity	26.7°C/52.5%
Polarity	Vertical	Site / Test Engineer	AC1 / Jay Chu
Test Mode	Transmit by 802.11ax-HE40 at Channel 2422MHz	Test Voltage	120V/60Hz

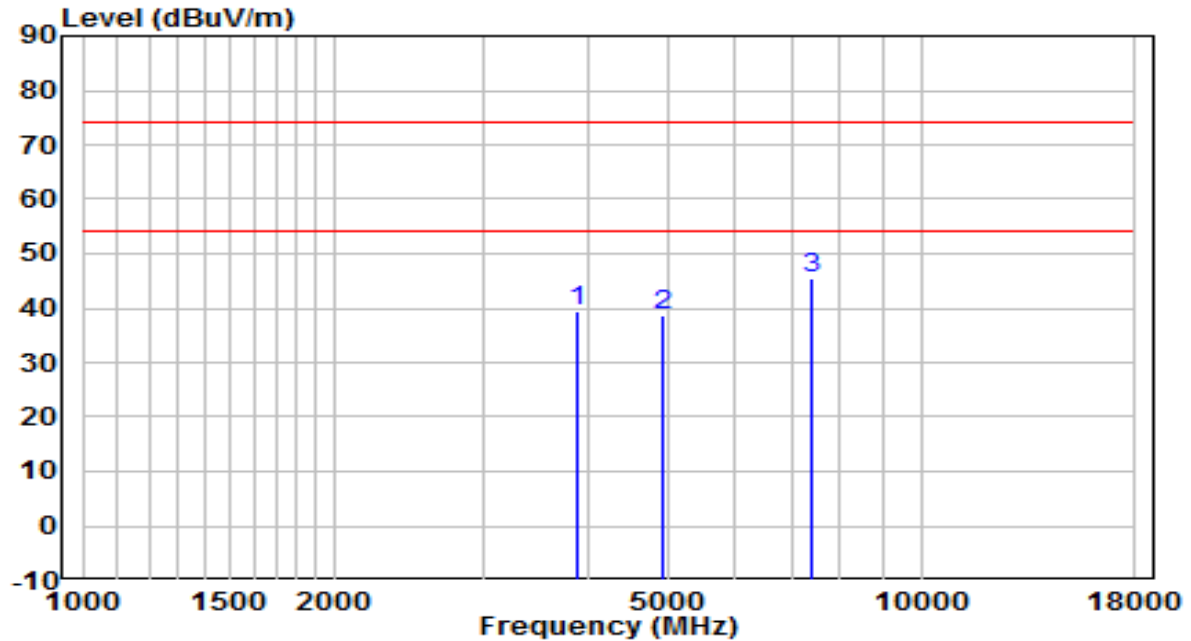


No	Frequency (MHz)	Reading (dB μ V)	C.F (dB/m)	Measurement (dB μ V/m)	Margin (dB)	Limit (dB μ V/m)	Remark (QP/PK/AV)
1	4213.000	37.37	1.98	39.35	-34.65	74.00	Peak
2	4765.500	36.70	3.53	40.22	-33.78	74.00	Peak
3	* 7630.000	32.03	13.12	45.15	-28.85	74.00	Peak

Note:

- "*" means this data is the worst emission level.
- C.F (Correction Factor) = Antenna Factor (dB/m) + Cable Loss (dB) – Pre-amplifier (dB).
- Measurement (dB μ V/m) = Reading (dB μ V) + C.F (Correction Factor).

EUT	ACCESS POINT	Date of Test	2022-01-06
Factor	BBHA 9120D (1GHz~18GHz)_2021	Temp. / Humidity	26.7°C/52.5%
Polarity	Horizontal	Site / Test Engineer	AC1 / Jay Chu
Test Mode	Transmit by 802.11ax-HE40 at Channel 2437MHz	Test Voltage	120V/60Hz

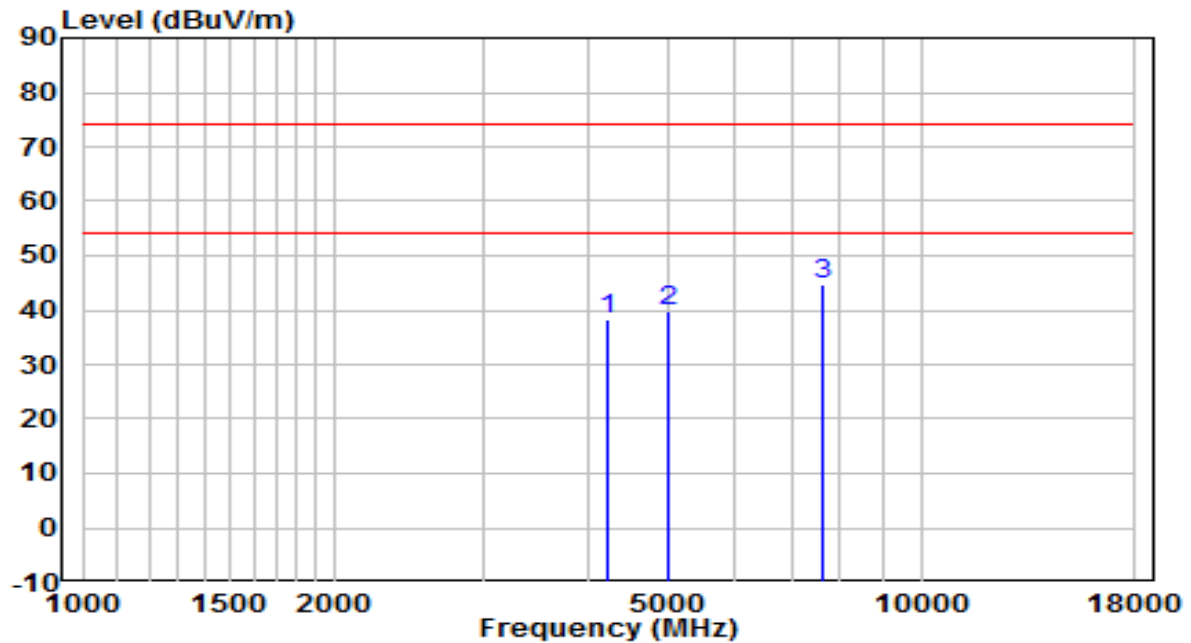


No	Frequency (MHz)	Reading (dB μ V)	C.F (dB/m)	Measurement (dB μ V/m)	Margin (dB)	Limit (dB μ V/m)	Remark (QP/PK/AV)
1	3898.500	38.55	0.87	39.42	-34.58	74.00	Peak
2	4901.500	35.00	3.77	38.78	-35.22	74.00	Peak
3	* 7400.500	32.86	12.57	45.43	-28.57	74.00	Peak

Note:

1. " *", means this data is the worst emission level.
2. C.F (Correction Factor) = Antenna Factor (dB/m) + Cable Loss (dB) – Pre-amplifier(dB).
3. Measurement(dB μ V/m) = Reading(dB μ V) + C.F (Correction Factor).

EUT	ACCESS POINT	Date of Test	2022-01-06
Factor	BBHA 9120D (1GHz~18GHz)_2021	Temp. / Humidity	26.7°C/52.5%
Polarity	Vertical	Site / Test Engineer	AC1 / Jay Chu
Test Mode	Transmit by 802.11ax-HE40 at Channel 2437MHz	Test Voltage	120V/60Hz

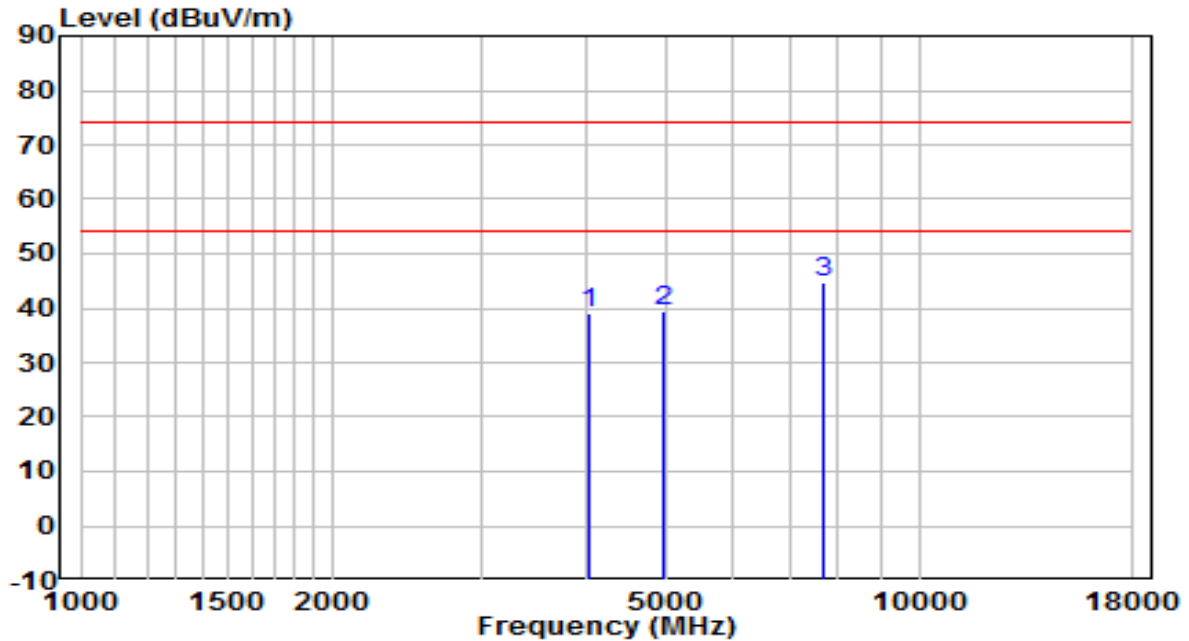


No	Frequency (MHz)	Reading (dB μ V)	C.F (dB/m)	Measurement (dB μ V/m)	Margin (dB)	Limit (dB μ V/m)	Remark (QP/PK/AV)
1	4213.000	36.45	1.98	38.43	-35.57	74.00	Peak
2	4978.000	35.91	3.91	39.82	-34.18	74.00	Peak
3	* 7647.000	31.44	13.14	44.58	-29.42	74.00	Peak

Note:

1. " *", means this data is the worst emission level.
2. C.F (Correction Factor) = Antenna Factor (dB/m) + Cable Loss (dB) – Pre-amplifier(dB).
3. Measurement(dB μ V/m) = Reading(dB μ V) + C.F (Correction Factor).

EUT	ACCESS POINT	Date of Test	2022-01-06
Factor	BBHA 9120D (1GHz~18GHz)_2021	Temp. / Humidity	26.7°C/52.5%
Polarity	Horizontal	Site / Test Engineer	AC1 / Jay Chu
Test Mode	Transmit by 802.11ax-HE40 at Channel 2452MHz	Test Voltage	120V/60Hz

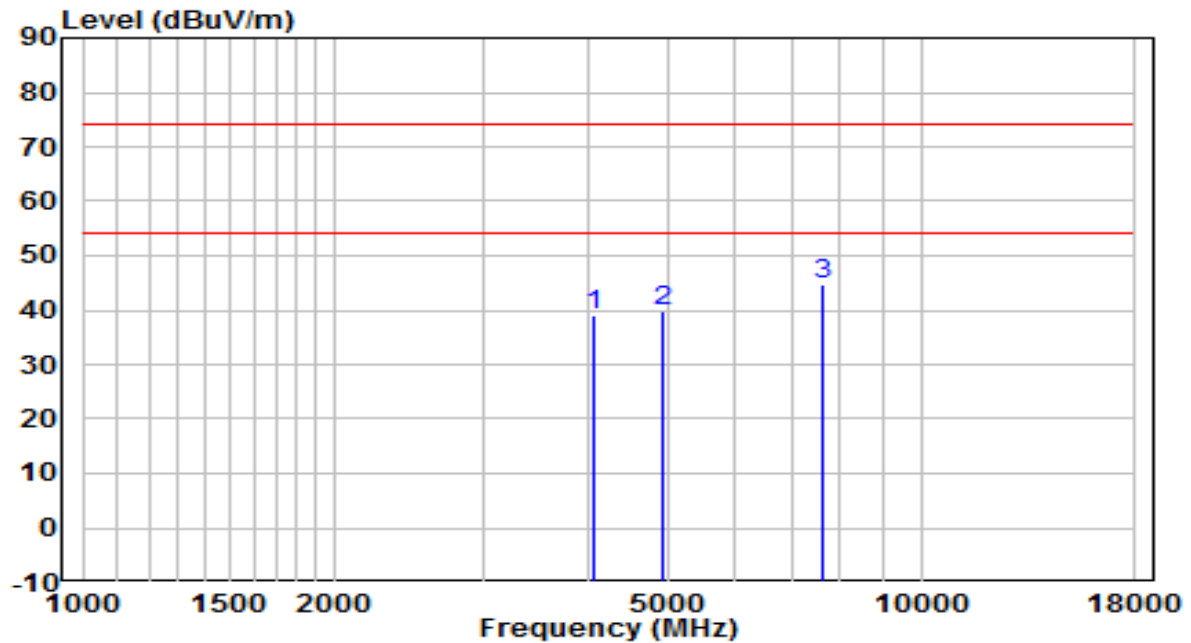


No	Frequency (MHz)	Reading (dBμV)	C.F (dB/m)	Measurement (dBμV/m)	Margin (dB)	Limit (dBμV/m)	Remark (QP/PK/AV)
1	4051.500	37.51	1.37	38.88	-35.12	74.00	Peak
2	4944.000	35.70	3.85	39.55	-34.45	74.00	Peak
3	* 7672.500	31.67	13.16	44.83	-29.17	74.00	Peak

Note:

1. " *", means this data is the worst emission level.
2. C.F (Correction Factor) = Antenna Factor (dB/m) + Cable Loss (dB) – Pre-amplifier(dB).
3. Measurement(dBμV/m) = Reading(dBμV) + C.F (Correction Factor).

EUT	ACCESS POINT	Date of Test	2022-01-06
Factor	BBHA 9120D (1GHz~18GHz)_2021	Temp. / Humidity	26.7°C/52.5%
Polarity	Vertical	Site / Test Engineer	AC1 / Jay Chu
Test Mode	Transmit by 802.11ax-HE40 at Channel 2452MHz	Test Voltage	120V/60Hz



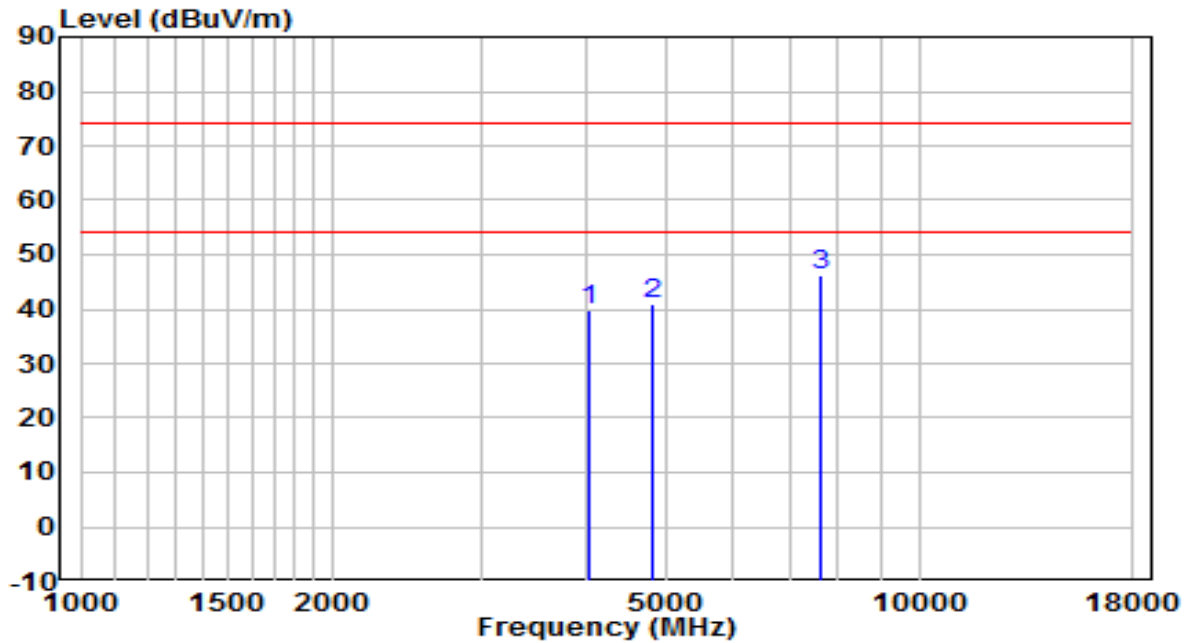
No	Frequency (MHz)	Reading (dB μ V)	C.F (dB/m)	Measurement (dB μ V/m)	Margin (dB)	Limit (dB μ V/m)	Remark (QP/PK/AV)
1	4060.000	37.67	1.40	39.07	-34.93	74.00	Peak
2	4927.000	36.11	3.82	39.93	-34.07	74.00	Peak
3	* 7638.500	31.77	13.13	44.90	-29.10	74.00	Peak

Note:

1. " *", means this data is the worst emission level.
2. C.F (Correction Factor) = Antenna Factor (dB/m) + Cable Loss (dB) – Pre-amplifier(dB).
3. Measurement(dB μ V/m) = Reading(dB μ V) + C.F (Correction Factor).

Filter Configuration 2#

EUT	ACCESS POINT	Date of Test	2022-01-06
Factor	BBHA 9120D (1GHz~18GHz)_2021	Temp. / Humidity	26.7°C/52.5%
Polarity	Horizontal	Site / Test Engineer	AC1 / Jay Chu
Test Mode	Transmit by 802.11b at Channel 2412MHz	Test Voltage	120V/60Hz

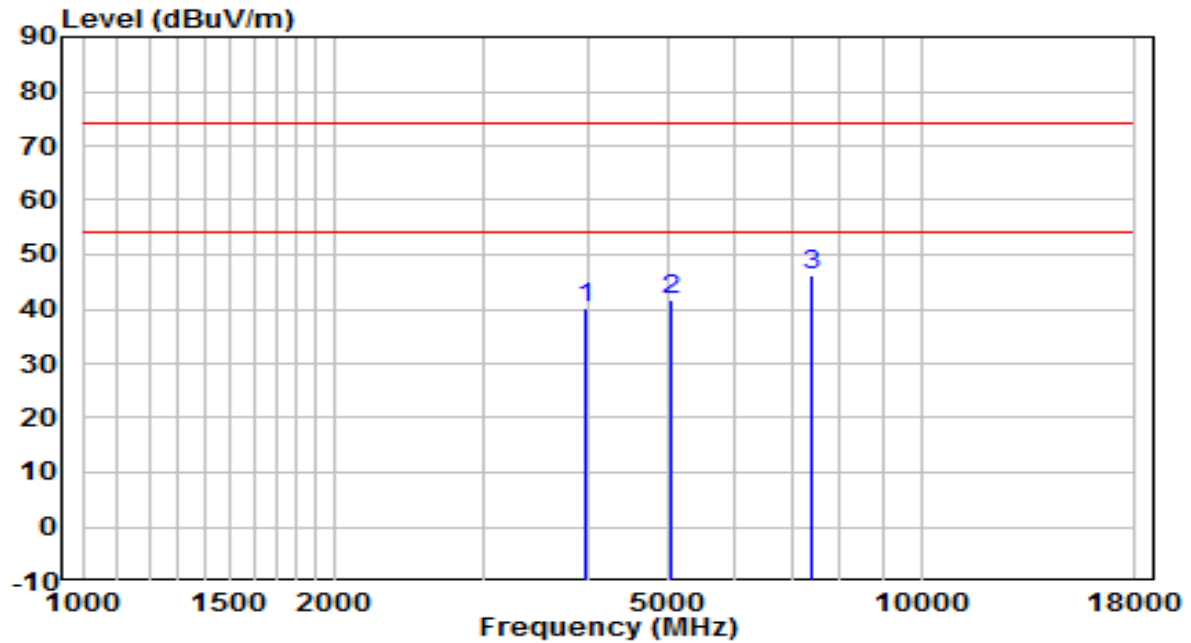


No	Frequency (MHz)	Reading (dB μ V)	C.F (dB/m)	Measurement (dB μ V/m)	Margin (dB)	Limit (dB μ V/m)	Remark (QP/PK/AV)
1	4043.000	38.40	1.34	39.74	-34.26	74.00	Peak
2	4791.000	37.55	3.57	41.13	-32.87	74.00	Peak
3	* 7655.500	33.21	13.14	46.36	-27.64	74.00	Peak

Note:

1. " *", means this data is the worst emission level.
2. C.F (Correction Factor) = Antenna Factor (dB/m) + Cable Loss (dB) – Preamplifier(dB).
3. Measurement(dB μ V/m) = Reading(dB μ V) + C.F (Correction Factor).

EUT	ACCESS POINT	Date of Test	2022-01-06
Factor	BBHA 9120D (1GHz~18GHz)_2021	Temp. / Humidity	26.7°C/52.5%
Polarity	Vertical	Site / Test Engineer	AC1 / Jay Chu
Test Mode	Transmit by 802.11b at Channel 2412MHz	Test Voltage	120V/60Hz

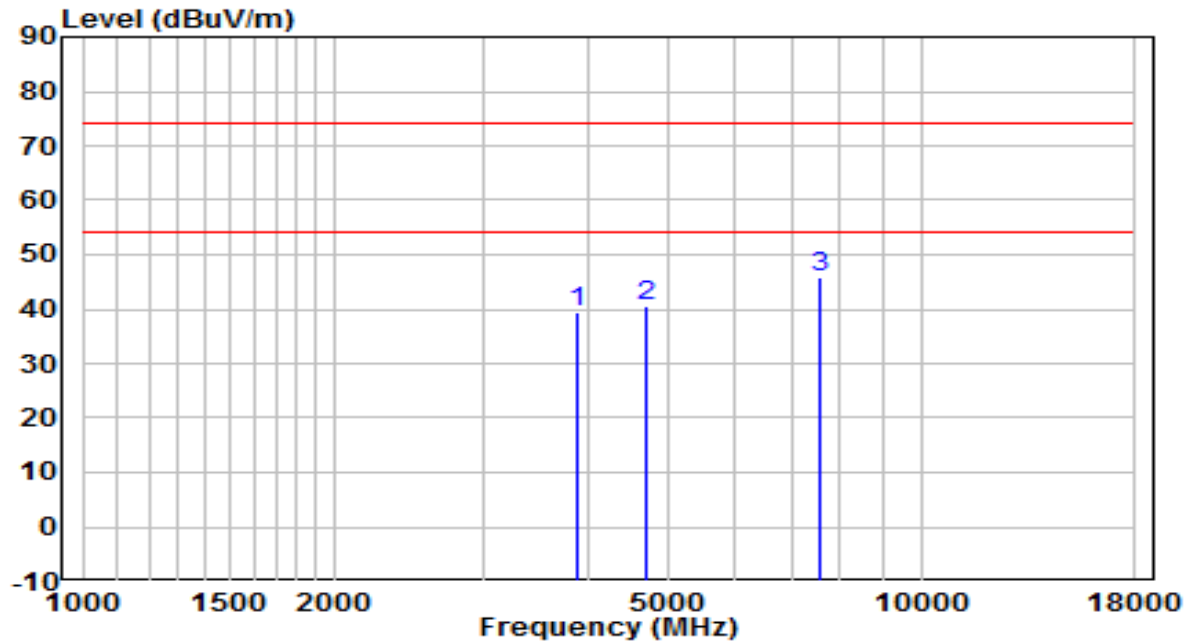


No	Frequency (MHz)	Reading (dB μ V)	C.F (dB/m)	Measurement (dB μ V/m)	Margin (dB)	Limit (dB μ V/m)	Remark (QP/PK/AV)
1	3983.500	38.98	1.13	40.11	-33.89	74.00	Peak
2	5020.500	37.60	3.98	41.58	-32.42	74.00	Peak
3	* 7400.500	33.78	12.57	46.36	-27.64	74.00	Peak

Note:

1. " *", means this data is the worst emission level.
2. C.F (Correction Factor) = Antenna Factor (dB/m) + Cable Loss (dB) – Preamplifier(dB).
3. Measurement(dB μ V/m) = Reading(dB μ V) + C.F (Correction Factor).

EUT	ACCESS POINT	Date of Test	2022-01-06
Factor	BBHA 9120D (1GHz~18GHz)_2021	Temp. / Humidity	26.7°C/52.5%
Polarity	Horizontal	Site / Test Engineer	AC1 / Jay Chu
Test Mode	Transmit by 802.11b at Channel 2437MHz	Test Voltage	120V/60Hz

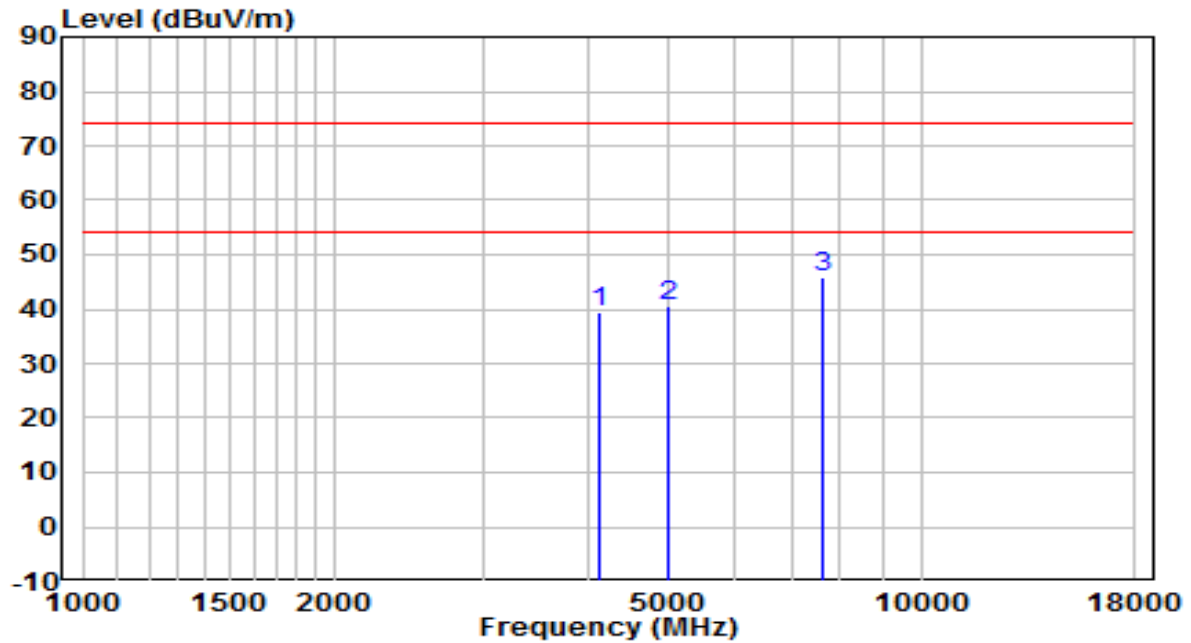


No	Frequency (MHz)	Reading (dB μ V)	C.F (dB/m)	Measurement (dB μ V/m)	Margin (dB)	Limit (dB μ V/m)	Remark (QP/PK/AV)
1	3890.000	38.46	0.85	39.31	-34.69	74.00	Peak
2	4714.500	37.23	3.44	40.67	-33.33	74.00	Peak
3	* 7553.500	32.76	13.06	45.82	-28.18	74.00	Peak

Note:

1. " *", means this data is the worst emission level.
2. C.F (Correction Factor) = Antenna Factor (dB/m) + Cable Loss (dB) – Preamplifier(dB).
3. Measurement(dB μ V/m) = Reading(dB μ V) + C.F (Correction Factor).

EUT	ACCESS POINT	Date of Test	2022-01-06
Factor	BBHA 9120D (1GHz~18GHz)_2021	Temp. / Humidity	26.7°C/52.5%
Polarity	Vertical	Site / Test Engineer	AC1 / Jay Chu
Test Mode	Transmit by 802.11b at Channel 2437MHz	Test Voltage	120V/60Hz

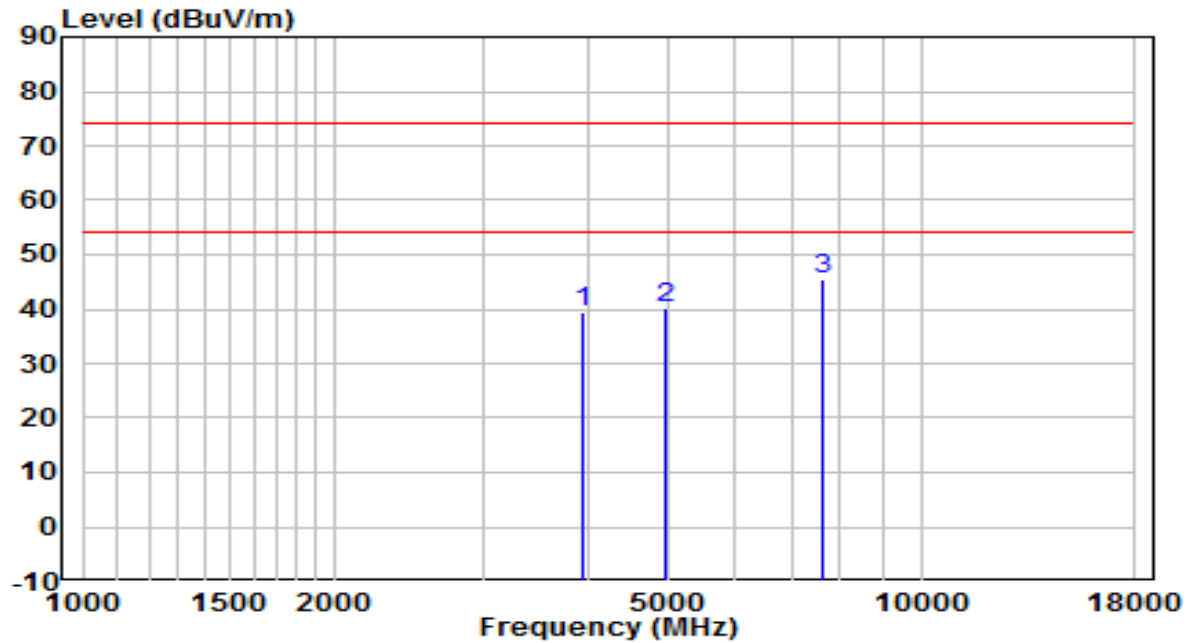


No	Frequency (MHz)	Reading (dB μ V)	C.F (dB/m)	Measurement (dB μ V/m)	Margin (dB)	Limit (dB μ V/m)	Remark (QP/PK/AV)
1	4119.500	37.69	1.63	39.32	-34.68	74.00	Peak
2	4978.000	36.73	3.91	40.64	-33.36	74.00	Peak
3	* 7613.000	32.83	13.11	45.94	-28.06	74.00	Peak

Note:

1. " *", means this data is the worst emission level.
2. C.F (Correction Factor) = Antenna Factor (dB/m) + Cable Loss (dB) – Preamplifier(dB).
3. Measurement(dB μ V/m) = Reading(dB μ V) + C.F (Correction Factor).

EUT	ACCESS POINT	Date of Test	2022-01-06
Factor	BBHA 9120D (1GHz~18GHz)_2021	Temp. / Humidity	26.7°C/52.5%
Polarity	Horizontal	Site / Test Engineer	AC1 / Jay Chu
Test Mode	Transmit by 802.11g at Channel 2412MHz	Test Voltage	120V/60Hz

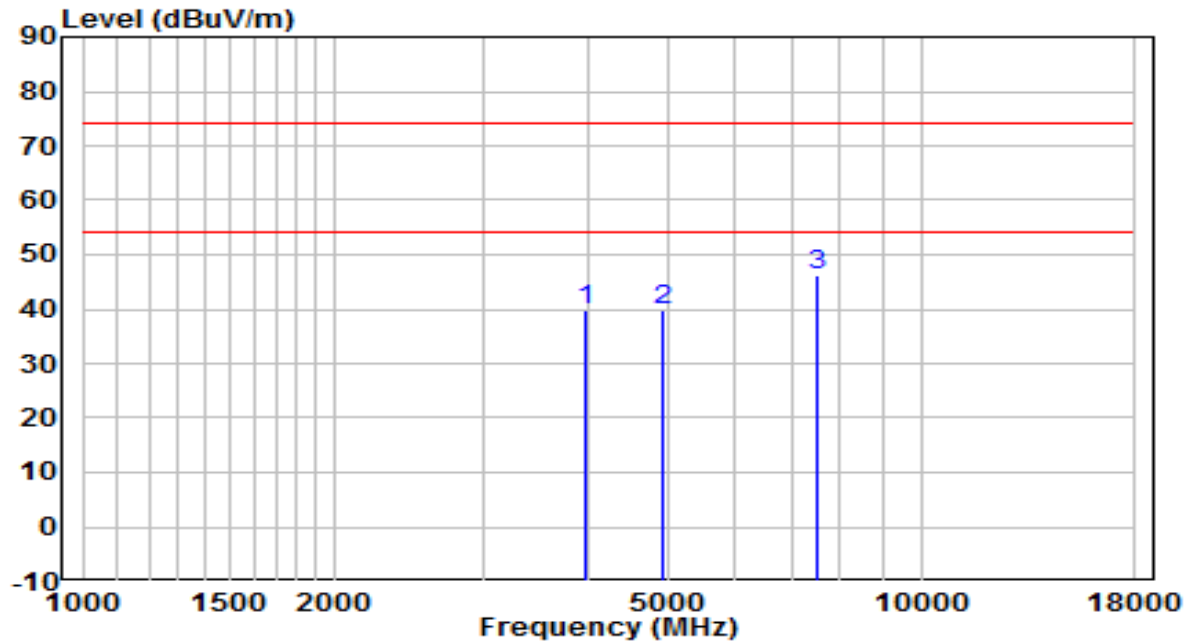


No	Frequency (MHz)	Reading (dB μ V)	C.F (dB/m)	Measurement (dB μ V/m)	Margin (dB)	Limit (dB μ V/m)	Remark (QP/PK/AV)
1	3958.000	38.25	1.05	39.30	-34.70	74.00	Peak
2	4961.000	36.28	3.88	40.16	-33.84	74.00	Peak
3	* 7613.000	32.50	13.11	45.61	-28.39	74.00	Peak

Note:

1. " *", means this data is the worst emission level.
2. C.F (Correction Factor) = Antenna Factor (dB/m) + Cable Loss (dB) – Preamplifier(dB).
3. Measurement(dB μ V/m) = Reading(dB μ V) + C.F (Correction Factor).

EUT	ACCESS POINT	Date of Test	2022-01-06
Factor	BBHA 9120D (1GHz~18GHz)_2021	Temp. / Humidity	26.7°C/52.5%
Polarity	Vertical	Site / Test Engineer	AC1 / Jay Chu
Test Mode	Transmit by 802.11g at Channel 2412MHz	Test Voltage	120V/60Hz

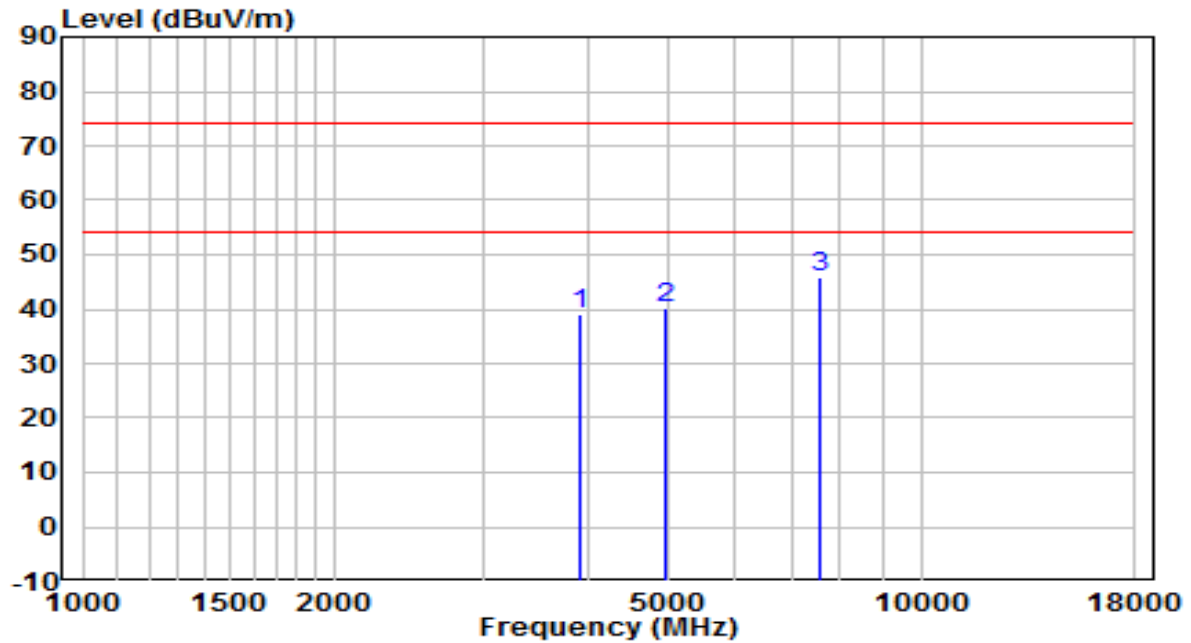


No	Frequency (MHz)	Reading (dB μ V)	C.F (dB/m)	Measurement (dB μ V/m)	Margin (dB)	Limit (dB μ V/m)	Remark (QP/PK/AV)
1	3992.000	38.78	1.16	39.93	-34.07	74.00	Peak
2	4918.500	35.83	3.80	39.63	-34.37	74.00	Peak
3	* 7511.000	33.04	13.02	46.06	-27.94	74.00	Peak

Note:

1. " *", means this data is the worst emission level.
2. C.F (Correction Factor) = Antenna Factor (dB/m) + Cable Loss (dB) – Preamplifier(dB).
3. Measurement(dB μ V/m) = Reading(dB μ V) + C.F (Correction Factor).

EUT	ACCESS POINT	Date of Test	2022-01-06
Factor	BBHA 9120D (1GHz~18GHz)_2021	Temp. / Humidity	26.7°C/52.5%
Polarity	Horizontal	Site / Test Engineer	AC1 / Jay Chu
Test Mode	Transmit by 802.11g at Channel 2437MHz	Test Voltage	120V/60Hz

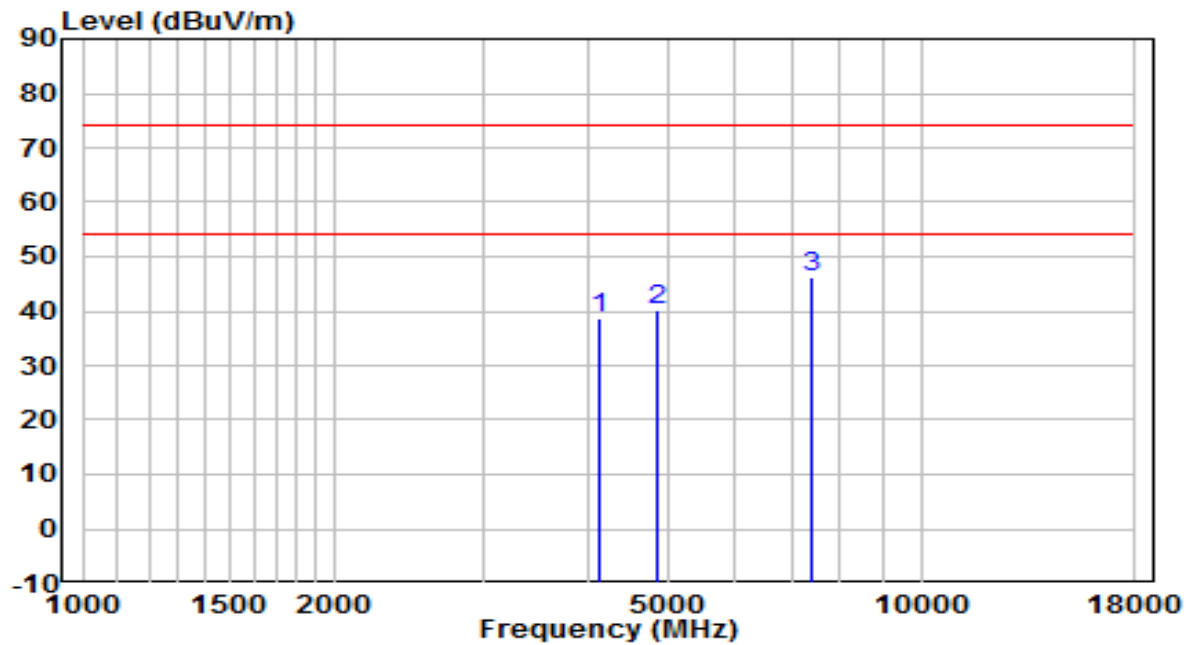


No	Frequency (MHz)	Reading (dBμV)	C.F (dB/m)	Measurement (dBμV/m)	Margin (dB)	Limit (dBμV/m)	Remark (QP/PK/AV)
1	3907.000	38.34	0.90	39.24	-34.76	74.00	Peak
2	4944.000	36.50	3.85	40.35	-33.65	74.00	Peak
3	* 7587.500	32.61	13.09	45.70	-28.30	74.00	Peak

Note:

1. " *", means this data is the worst emission level.
2. C.F (Correction Factor) = Antenna Factor (dB/m) + Cable Loss (dB) – Preamplifier(dB).
3. Measurement(dBμV/m) = Reading(dBμV) + C.F (Correction Factor).

EUT	ACCESS POINT	Date of Test	2022-01-06
Factor	BBHA 9120D (1GHz~18GHz)_2021	Temp. / Humidity	26.7°C/52.5%
Polarity	Vertical	Site / Test Engineer	AC1 / Jay Chu
Test Mode	Transmit by 802.11g at Channel 2437MHz	Test Voltage	120V/60Hz

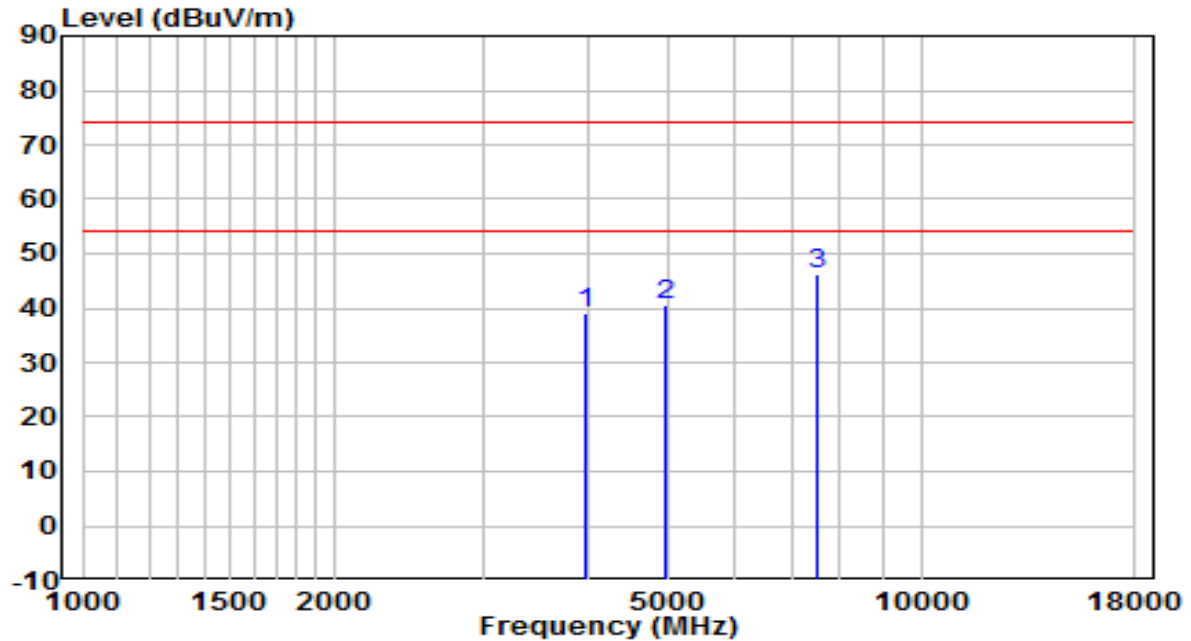


No	Frequency (MHz)	Reading (dB μ V)	C.F (dB/m)	Measurement (dB μ V/m)	Margin (dB)	Limit (dB μ V/m)	Remark (QP/PK/AV)
1	4119.500	37.09	1.63	38.72	-35.28	74.00	Peak
2	4842.000	36.45	3.67	40.11	-33.89	74.00	Peak
3	* 7383.500	33.72	12.50	46.22	-27.78	74.00	Peak

Note:

1. " *", means this data is the worst emission level.
2. C.F (Correction Factor) = Antenna Factor (dB/m) + Cable Loss (dB) – Preamplifier(dB).
3. Measurement(dB μ V/m) = Reading(dB μ V) + C.F (Correction Factor).

EUT	ACCESS POINT	Date of Test	2022-01-06
Factor	BBHA 9120D (1GHz~18GHz)_2021	Temp. / Humidity	26.7°C/52.5%
Polarity	Horizontal	Site / Test Engineer	AC1 / Jay Chu
Test Mode	Transmit by 802.11n-HT20 at Channel 2412MHz	Test Voltage	120V/60Hz

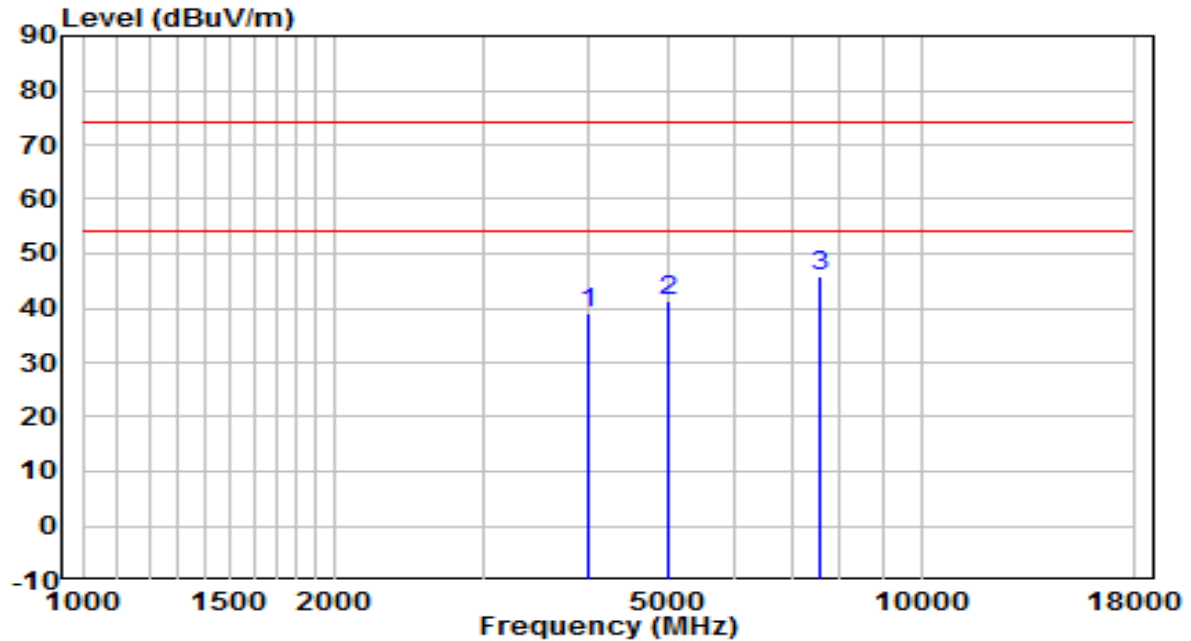


No	Frequency (MHz)	Reading (dB μ V)	C.F (dB/m)	Measurement (dB μ V/m)	Margin (dB)	Limit (dB μ V/m)	Remark (QP/PK/AV)
1	3966.500	37.89	1.08	38.97	-35.03	74.00	Peak
2	4952.500	36.53	3.86	40.39	-33.61	74.00	Peak
3	* 7519.500	33.22	13.03	46.25	-27.75	74.00	Peak

Note:

1. " *", means this data is the worst emission level.
2. C.F (Correction Factor) = Antenna Factor (dB/m) + Cable Loss (dB) – Pre-amplifier(dB).
3. Measurement(dB μ V/m) = Reading(dB μ V) + C.F (Correction Factor).

EUT	ACCESS POINT	Date of Test	2022-01-06
Factor	BBHA 9120D (1GHz~18GHz)_2021	Temp. / Humidity	26.7°C/52.5%
Polarity	Vertical	Site / Test Engineer	AC1 / Jay Chu
Test Mode	Transmit by 802.11n-HT20 at Channel 2412MHz	Test Voltage	120V/60Hz

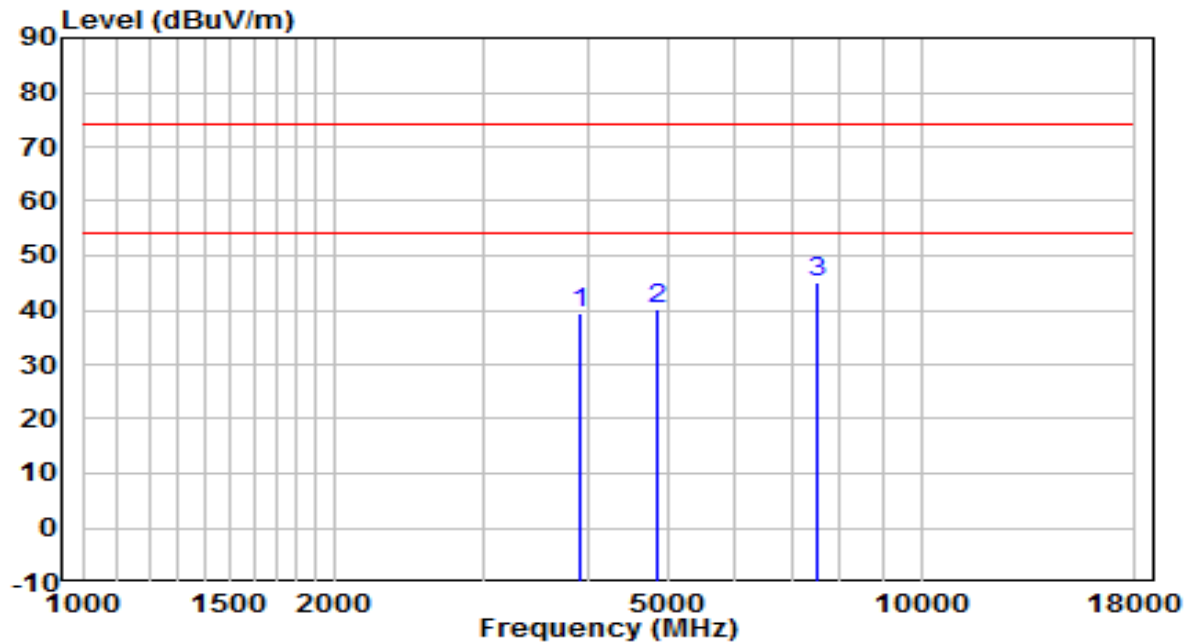


No	Frequency (MHz)	Reading (dB μ V)	C.F (dB/m)	Measurement (dB μ V/m)	Margin (dB)	Limit (dB μ V/m)	Remark (QP/PK/AV)
1	4017.500	37.66	1.25	38.91	-35.09	74.00	Peak
2	5003.500	37.46	3.96	41.42	-32.58	74.00	Peak
3	* 7570.500	32.67	13.07	45.74	-28.26	74.00	Peak

Note:

1. " *", means this data is the worst emission level.
2. C.F (Correction Factor) = Antenna Factor (dB/m) + Cable Loss (dB) – Pre-amplifier(dB).
3. Measurement(dB μ V/m) = Reading(dB μ V) + C.F (Correction Factor).

EUT	ACCESS POINT	Date of Test	2022-01-06
Factor	BBHA 9120D (1GHz~18GHz)_2021	Temp. / Humidity	26.7°C/52.5%
Polarity	Horizontal	Site / Test Engineer	AC1 / Jay Chu
Test Mode	Transmit by 802.11n-HT20 at Channel 2437MHz	Test Voltage	120V/60Hz

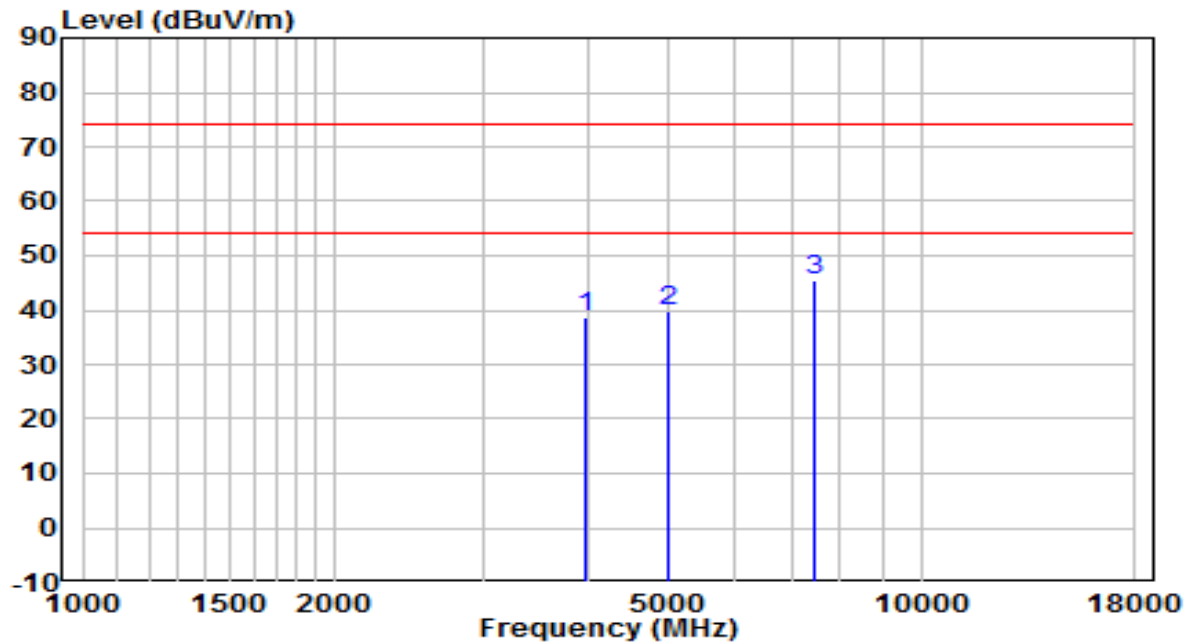


No	Frequency (MHz)	Reading (dB μ V)	C.F (dB/m)	Measurement (dB μ V/m)	Margin (dB)	Limit (dB μ V/m)	Remark (QP/PK/AV)
1	3915.500	38.65	0.92	39.57	-34.43	74.00	Peak
2	4833.500	36.65	3.65	40.30	-33.70	74.00	Peak
3	* 7502.500	32.20	13.02	45.21	-28.79	74.00	Peak

Note:

- "*" means this data is the worst emission level.
- C.F (Correction Factor) = Antenna Factor (dB/m) + Cable Loss (dB) – Pre-amplifier (dB).
- Measurement (dB μ V/m) = Reading (dB μ V) + C.F (Correction Factor).

EUT	ACCESS POINT	Date of Test	2022-01-06
Factor	BBHA 9120D (1GHz~18GHz)_2021	Temp. / Humidity	26.7°C/52.5%
Polarity	Vertical	Site / Test Engineer	AC1 / Jay Chu
Test Mode	Transmit by 802.11n-HT20 at Channel 2437MHz	Test Voltage	120V/60Hz

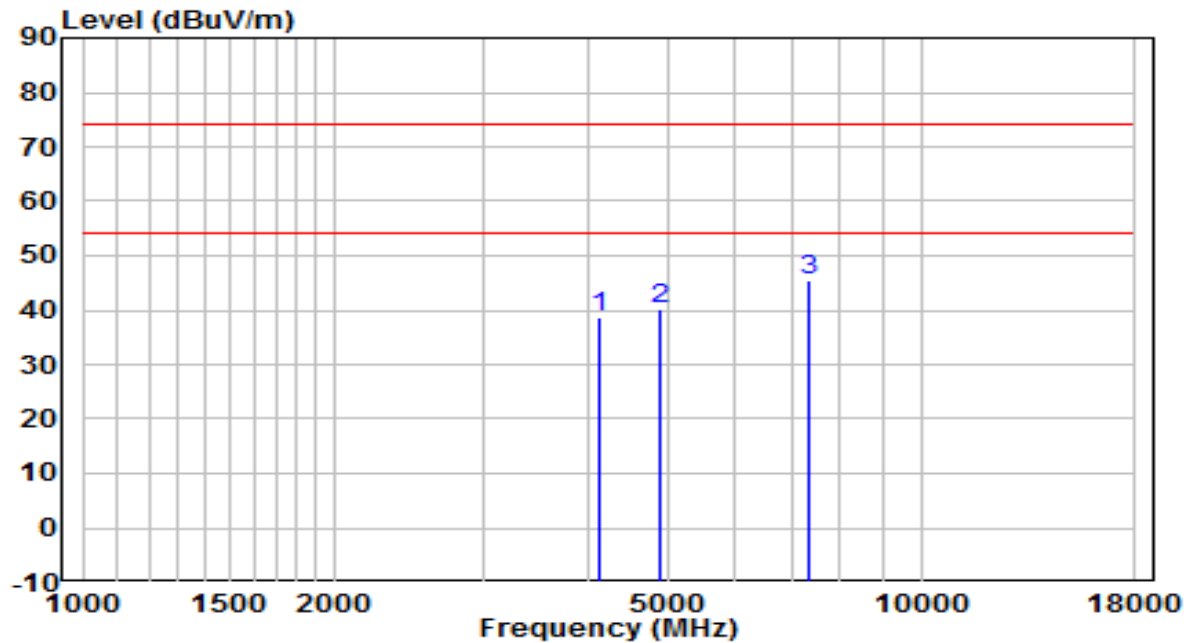


No	Frequency (MHz)	Reading (dB μ V)	C.F (dB/m)	Measurement (dB μ V/m)	Margin (dB)	Limit (dB μ V/m)	Remark (QP/PK/AV)
1	3975.000	37.72	1.10	38.83	-35.17	74.00	Peak
2	5003.500	35.92	3.96	39.88	-34.12	74.00	Peak
3	* 7434.500	32.62	12.72	45.34	-28.66	74.00	Peak

Note:

- "*" means this data is the worst emission level.
- C.F (Correction Factor) = Antenna Factor (dB/m) + Cable Loss (dB) – Pre-amplifier (dB).
- Measurement (dB μ V/m) = Reading (dB μ V) + C.F (Correction Factor).

EUT	ACCESS POINT	Date of Test	2022-01-06
Factor	BBHA 9120D (1GHz~18GHz)_2021	Temp. / Humidity	26.7°C/52.5%
Polarity	Horizontal	Site / Test Engineer	AC1 / Jay Chu
Test Mode	Transmit by 802.11n-HT40 at Channel 2422MHz	Test Voltage	120V/60Hz

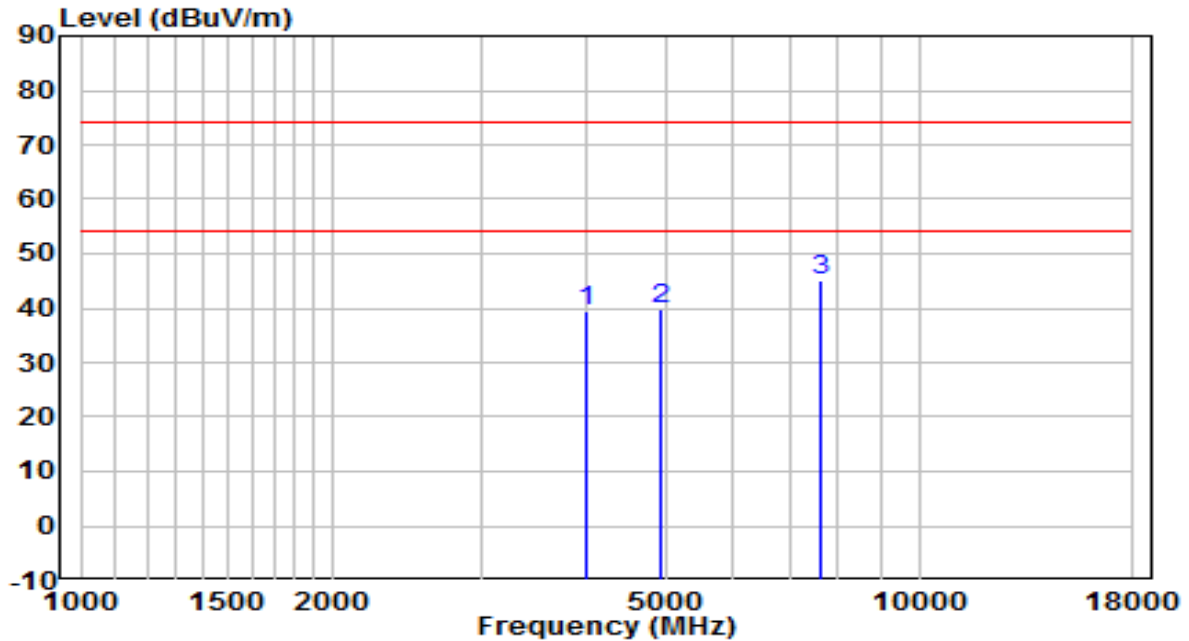


No	Frequency (MHz)	Reading (dB μ V)	C.F (dB/m)	Measurement (dB μ V/m)	Margin (dB)	Limit (dB μ V/m)	Remark (QP/PK/AV)
1	4145.000	37.12	1.72	38.85	-35.15	74.00	Peak
2	4876.000	36.59	3.73	40.32	-33.68	74.00	Peak
3	* 7324.000	33.39	12.24	45.63	-28.37	74.00	Peak

Note:

- "*" means this data is the worst emission level.
- C.F (Correction Factor) = Antenna Factor (dB/m) + Cable Loss (dB) – Pre-amplifier (dB).
- Measurement (dB μ V/m) = Reading (dB μ V) + C.F (Correction Factor).

EUT	ACCESS POINT	Date of Test	2022-01-06
Factor	BBHA 9120D (1GHz~18GHz)_2021	Temp. / Humidity	26.7°C/52.5%
Polarity	Vertical	Site / Test Engineer	AC1 / Jay Chu
Test Mode	Transmit by 802.11n-HT40 at Channel 2422MHz	Test Voltage	120V/60Hz

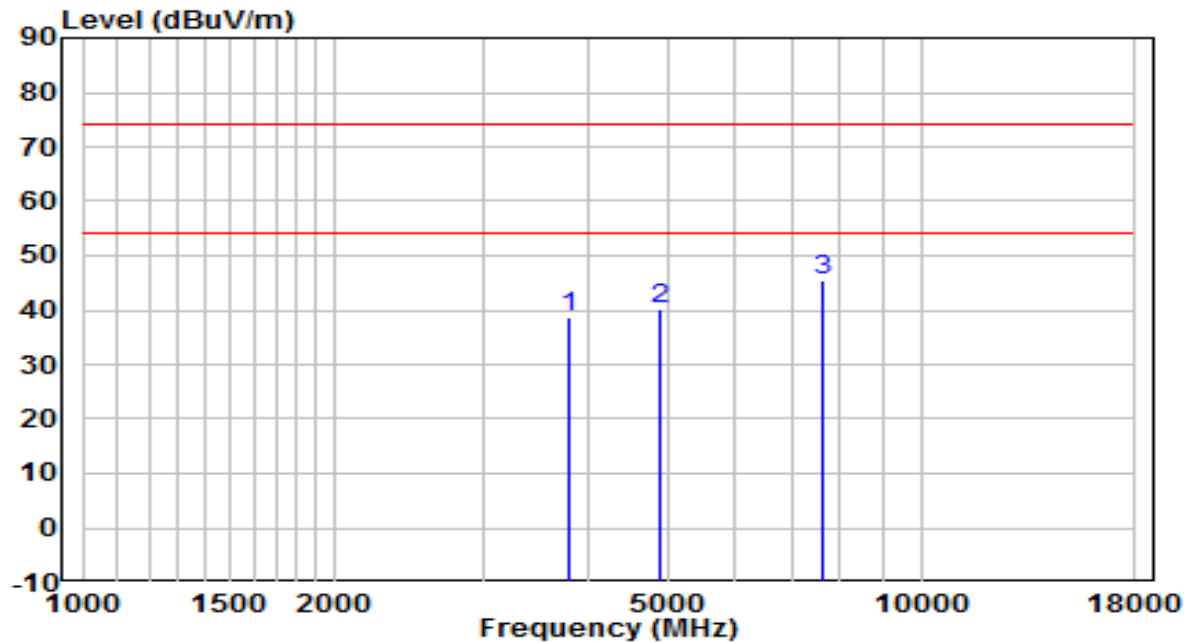


No	Frequency (MHz)	Reading (dBμV)	C.F (dB/m)	Measurement (dBμV/m)	Margin (dB)	Limit (dBμV/m)	Remark (QP/PK/AV)
1	4017.500	38.36	1.25	39.61	-34.39	74.00	Peak
2	4910.000	36.06	3.79	39.84	-34.16	74.00	Peak
3	* 7638.500	31.99	13.13	45.12	-28.88	74.00	Peak

Note:

1. " *", means this data is the worst emission level.
2. C.F (Correction Factor) = Antenna Factor (dB/m) + Cable Loss (dB) – Pre-amplifier(dB).
3. Measurement(dBμV/m) = Reading(dBμV) + C.F (Correction Factor).

EUT	ACCESS POINT	Date of Test	2022-01-06
Factor	BBHA 9120D (1GHz~18GHz)_2021	Temp. / Humidity	26.7°C/52.5%
Polarity	Horizontal	Site / Test Engineer	AC1 / Jay Chu
Test Mode	Transmit by 802.11n-HT40 at Channel 2437MHz	Test Voltage	120V/60Hz

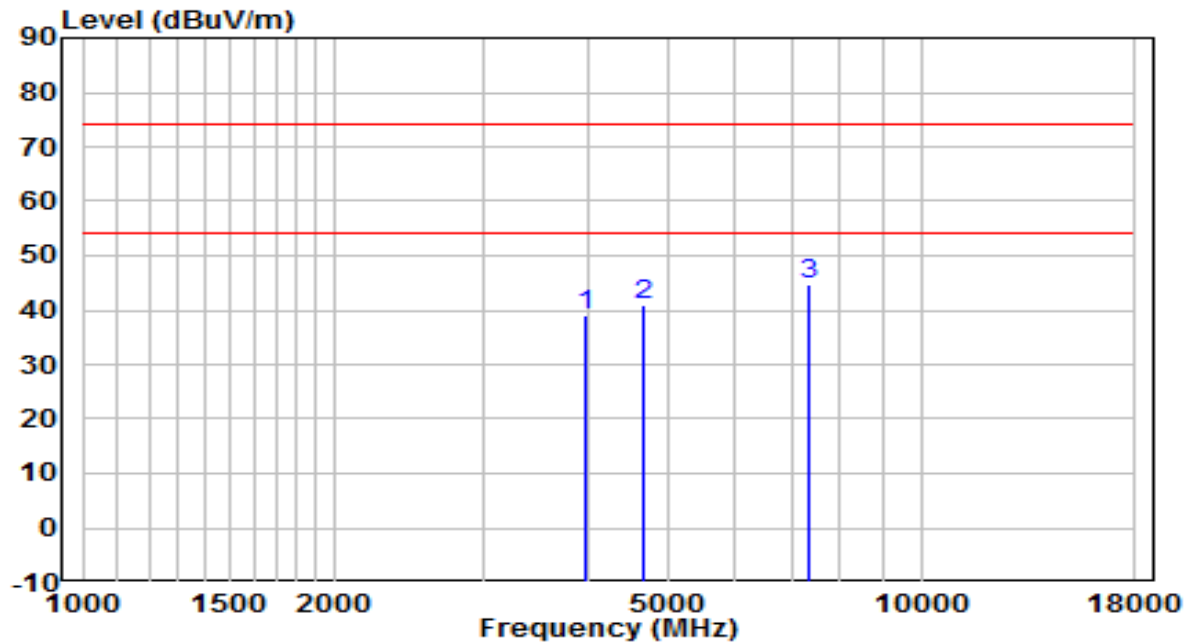


No	Frequency (MHz)	Reading (dB μ V)	C.F (dB/m)	Measurement (dB μ V/m)	Margin (dB)	Limit (dB μ V/m)	Remark (QP/PK/AV)
1	3813.500	38.25	0.61	38.86	-35.14	74.00	Peak
2	4893.000	36.32	3.76	40.08	-33.92	74.00	Peak
3	* 7621.500	32.51	13.12	45.63	-28.37	74.00	Peak

Note:

1. " *", means this data is the worst emission level.
2. C.F (Correction Factor) = Antenna Factor (dB/m) + Cable Loss (dB) – Pre-amplifier(dB).
3. Measurement(dB μ V/m) = Reading(dB μ V) + C.F (Correction Factor).

EUT	ACCESS POINT	Date of Test	2022-01-06
Factor	BBHA 9120D (1GHz~18GHz)_2021	Temp. / Humidity	26.7°C/52.5%
Polarity	Vertical	Site / Test Engineer	AC1 / Jay Chu
Test Mode	Transmit by 802.11n-HT40 at Channel 2437MHz	Test Voltage	120V/60Hz

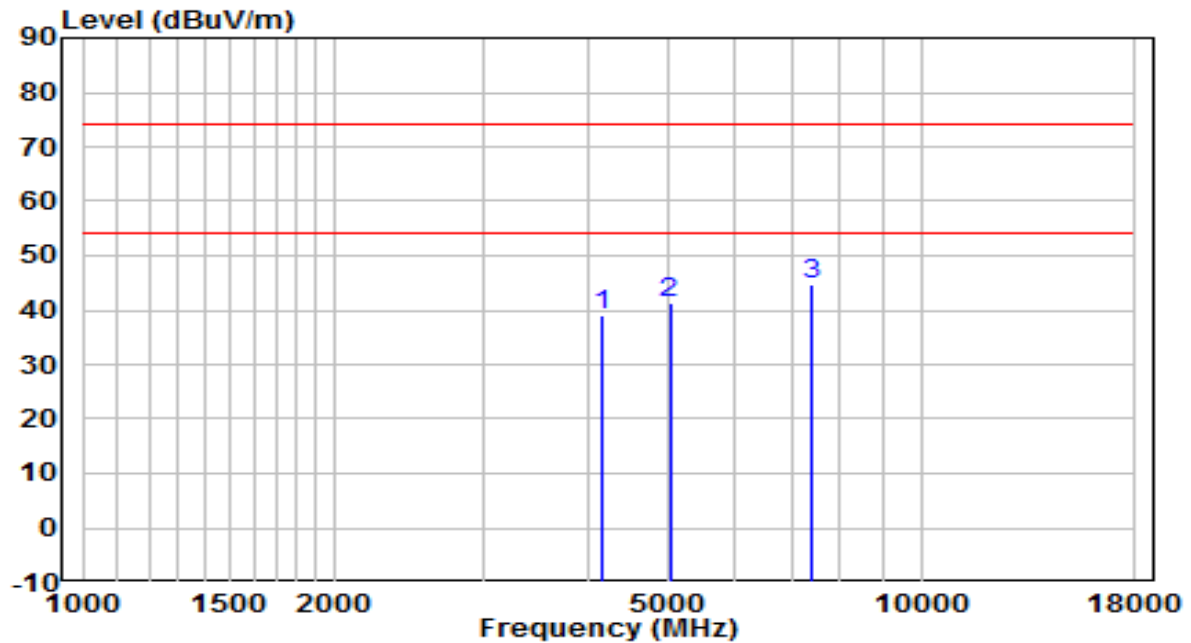


No	Frequency (MHz)	Reading (dB μ V)	C.F (dB/m)	Measurement (dB μ V/m)	Margin (dB)	Limit (dB μ V/m)	Remark (QP/PK/AV)
1	3966.500	38.10	1.08	39.18	-34.82	74.00	Peak
2	4655.000	37.54	3.33	40.87	-33.13	74.00	Peak
3	* 7324.000	32.55	12.24	44.79	-29.21	74.00	Peak

Note:

- "*" means this data is the worst emission level.
- C.F (Correction Factor) = Antenna Factor (dB/m) + Cable Loss (dB) – Pre-amplifier (dB).
- Measurement (dB μ V/m) = Reading (dB μ V) + C.F (Correction Factor).

EUT	ACCESS POINT	Date of Test	2022-01-06
Factor	BBHA 9120D (1GHz~18GHz)_2021	Temp. / Humidity	26.7°C/52.5%
Polarity	Horizontal	Site / Test Engineer	AC1 / Jay Chu
Test Mode	Transmit by 802.11ax-HE20 at Channel 2412MHz	Test Voltage	120V/60Hz

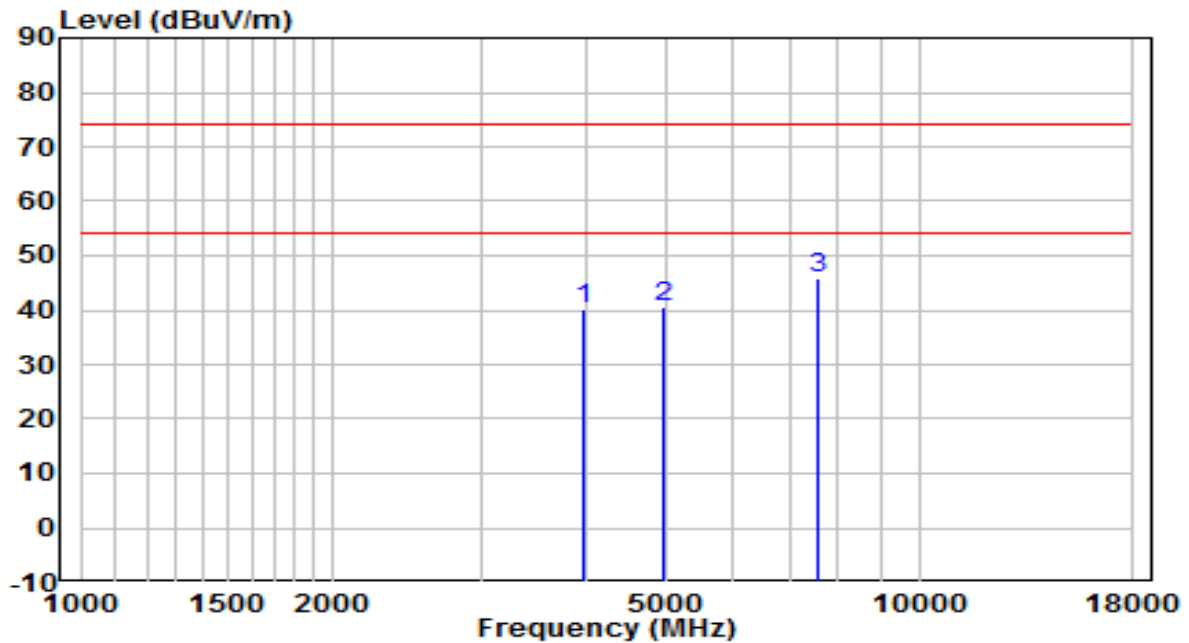


No	Frequency (MHz)	Reading (dB μ V)	C.F (dB/m)	Measurement (dB μ V/m)	Margin (dB)	Limit (dB μ V/m)	Remark (QP/PK/AV)
1	4162.000	37.10	1.79	38.89	-35.11	74.00	Peak
2	5012.000	37.20	3.97	41.17	-32.83	74.00	Peak
3	* 7383.500	32.34	12.50	44.84	-29.16	74.00	Peak

Note:

1. " *", means this data is the worst emission level.
2. C.F (Correction Factor) = Antenna Factor (dB/m) + Cable Loss (dB) – Pre-amplifier(dB).
3. Measurement(dB μ V/m) = Reading(dB μ V) + C.F (Correction Factor).

EUT	ACCESS POINT	Date of Test	2022-01-06
Factor	BBHA 9120D (1GHz~18GHz)_2021	Temp. / Humidity	26.7°C/52.5%
Polarity	Vertical	Site / Test Engineer	AC1 / Jay Chu
Test Mode	Transmit by 802.11ax-HE20 at Channel 2412MHz	Test Voltage	120V/60Hz

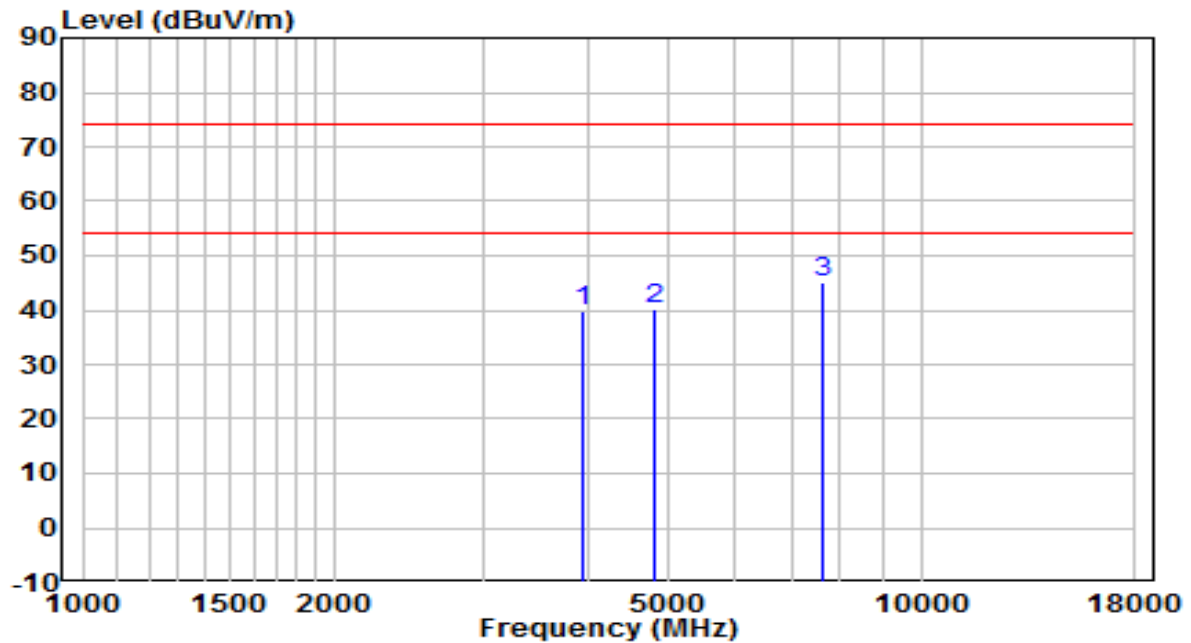


No	Frequency (MHz)	Reading (dB μ V)	C.F (dB/m)	Measurement (dB μ V/m)	Margin (dB)	Limit (dB μ V/m)	Remark (QP/PK/AV)
1	3983.500	39.15	1.13	40.28	-33.72	74.00	Peak
2	4952.500	36.83	3.86	40.70	-33.30	74.00	Peak
3	* 7570.500	32.73	13.07	45.80	-28.20	74.00	Peak

Note:

1. " *", means this data is the worst emission level.
2. C.F (Correction Factor) = Antenna Factor (dB/m) + Cable Loss (dB) – Pre-amplifier(dB).
3. Measurement(dB μ V/m) = Reading(dB μ V) + C.F (Correction Factor).

EUT	ACCESS POINT	Date of Test	2022-01-06
Factor	BBHA 9120D (1GHz~18GHz)_2021	Temp. / Humidity	26.7°C/52.5%
Polarity	Horizontal	Site / Test Engineer	AC1 / Jay Chu
Test Mode	Transmit by 802.11ax-HE20 at Channel 2437MHz	Test Voltage	120V/60Hz

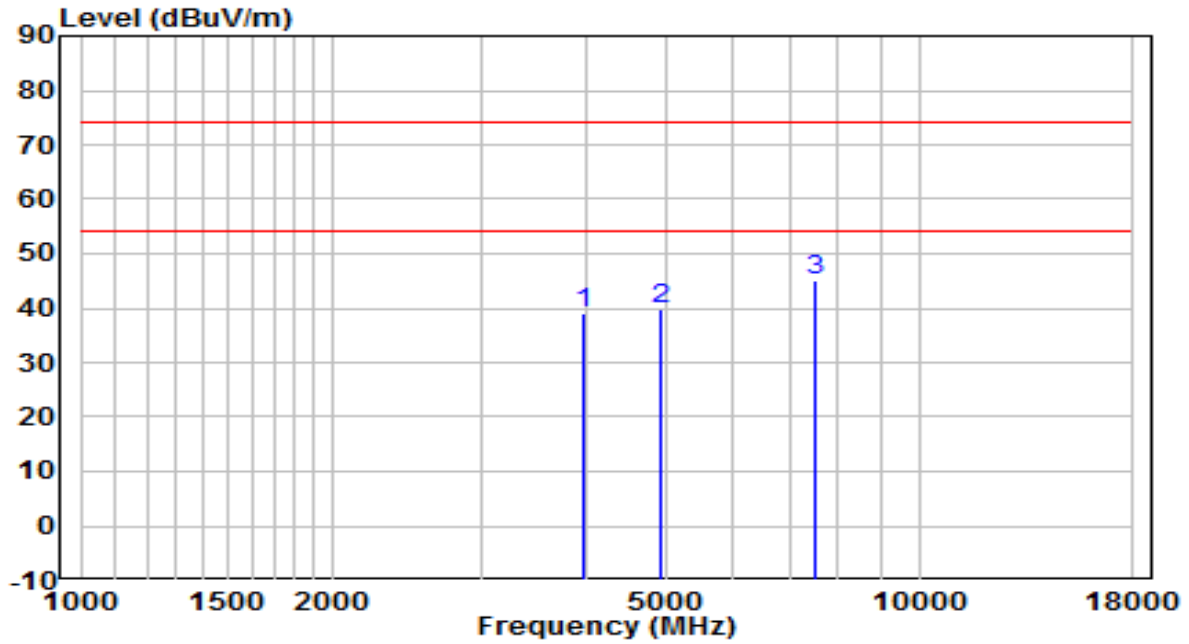


No	Frequency (MHz)	Reading (dB μ V)	C.F (dB/m)	Measurement (dB μ V/m)	Margin (dB)	Limit (dB μ V/m)	Remark (QP/PK/AV)
1	3958.000	38.74	1.05	39.79	-34.21	74.00	Peak
2	4825.000	36.45	3.64	40.08	-33.92	74.00	Peak
3	* 7638.500	31.97	13.13	45.10	-28.90	74.00	Peak

Note:

- "*" means this data is the worst emission level.
- C.F (Correction Factor) = Antenna Factor (dB/m) + Cable Loss (dB) – Preamplifier(dB).
- Measurement(dB μ V/m) = Reading(dB μ V) + C.F (Correction Factor).

EUT	ACCESS POINT	Date of Test	2022-01-06
Factor	BBHA 9120D (1GHz~18GHz)_2021	Temp. / Humidity	26.7°C/52.5%
Polarity	Vertical	Site / Test Engineer	AC1 / Jay Chu
Test Mode	Transmit by 802.11ax-HE20 at Channel 2437MHz	Test Voltage	120V/60Hz

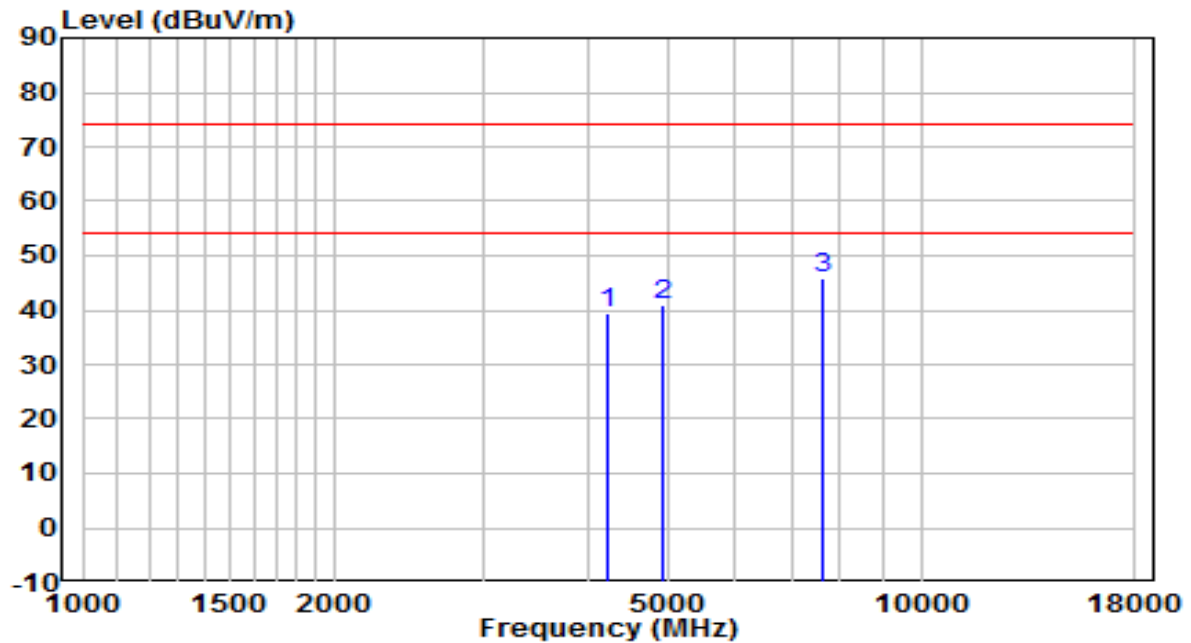


No	Frequency (MHz)	Reading (dBμV)	C.F (dB/m)	Measurement (dBμV/m)	Margin (dB)	Limit (dBμV/m)	Remark (QP/PK/AV)
1	3983.500	37.91	1.13	39.04	-34.96	74.00	Peak
2	4927.000	36.10	3.82	39.92	-34.08	74.00	Peak
3	* 7528.000	32.12	13.04	45.15	-28.85	74.00	Peak

Note:

1. " *", means this data is the worst emission level.
2. C.F (Correction Factor) = Antenna Factor (dB/m) + Cable Loss (dB) – Preamplifier(dB).
3. Measurement(dBμV/m) = Reading(dBμV) + C.F (Correction Factor).

EUT	ACCESS POINT	Date of Test	2022-01-06
Factor	BBHA 9120D (1GHz~18GHz)_2021	Temp. / Humidity	26.7°C/52.5%
Polarity	Horizontal	Site / Test Engineer	AC1 / Jay Chu
Test Mode	Transmit by 802.11ax-HE40 at Channel 2422MHz	Test Voltage	120V/60Hz

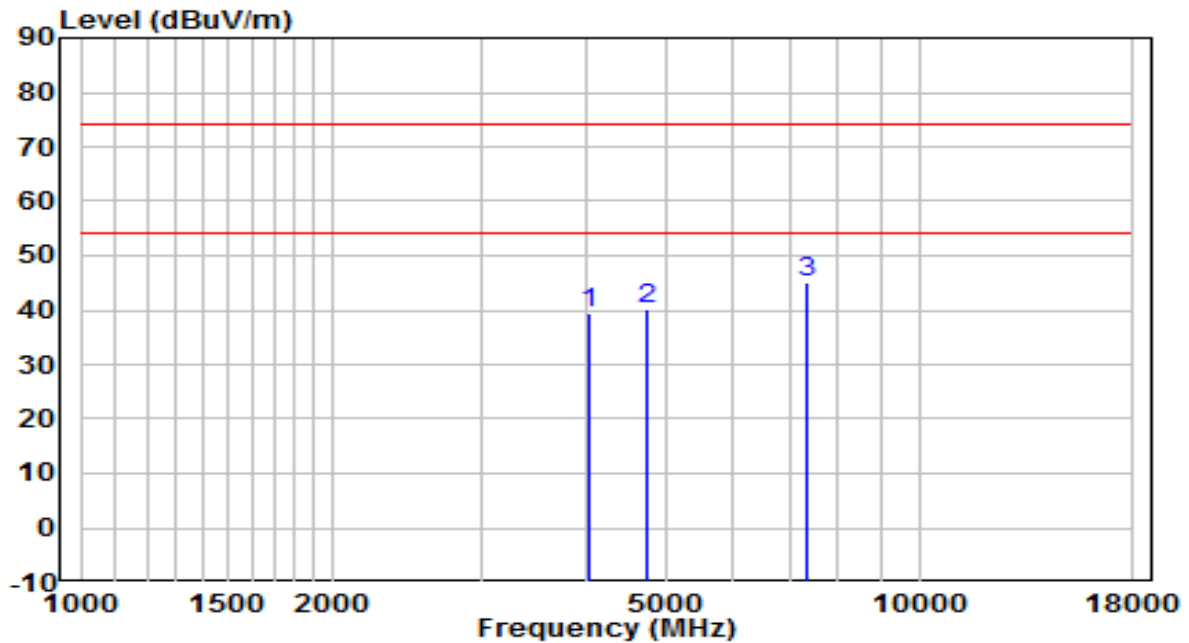


No	Frequency (MHz)	Reading (dB μ V)	C.F (dB/m)	Measurement (dB μ V/m)	Margin (dB)	Limit (dB μ V/m)	Remark (QP/PK/AV)
1	4221.500	37.38	2.01	39.39	-34.61	74.00	Peak
2	4910.000	36.98	3.79	40.77	-33.23	74.00	Peak
3	* 7621.500	32.64	13.12	45.76	-28.24	74.00	Peak

Note:

1. " *", means this data is the worst emission level.
2. C.F (Correction Factor) = Antenna Factor (dB/m) + Cable Loss (dB) – Pre-amplifier(dB).
3. Measurement(dB μ V/m) = Reading(dB μ V) + C.F (Correction Factor).

EUT	ACCESS POINT	Date of Test	2022-01-06
Factor	BBHA 9120D (1GHz~18GHz)_2021	Temp. / Humidity	26.7°C/52.5%
Polarity	Vertical	Site / Test Engineer	AC1 / Jay Chu
Test Mode	Transmit by 802.11ax-HE40 at Channel 2422MHz	Test Voltage	120V/60Hz

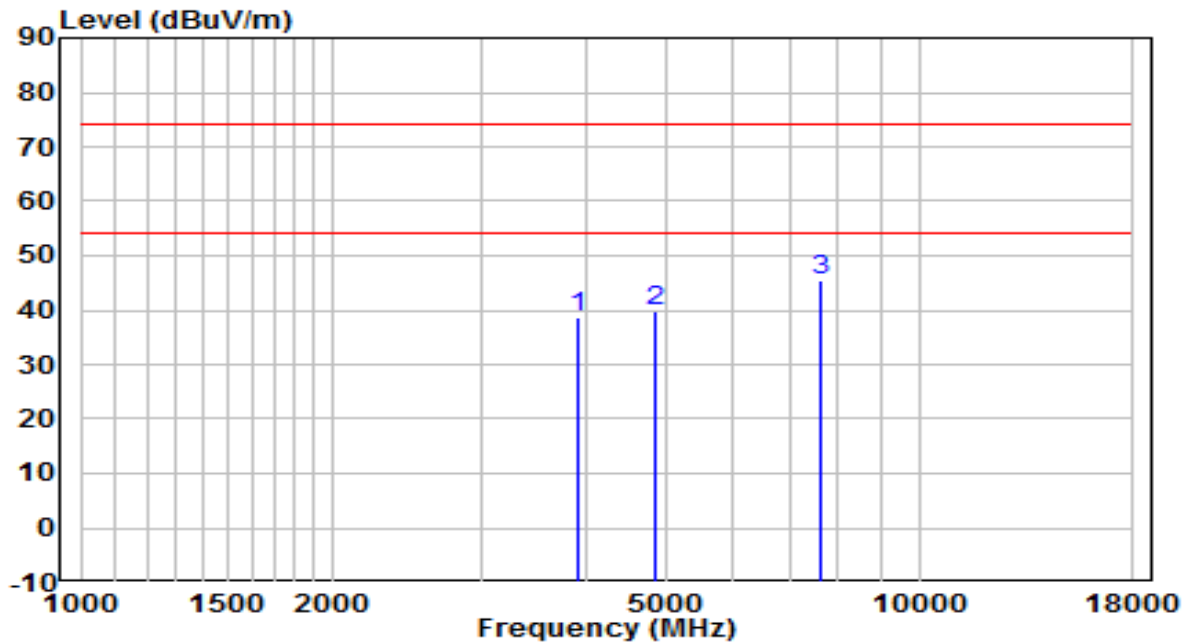


No	Frequency (MHz)	Reading (dBμV)	C.F (dB/m)	Measurement (dBμV/m)	Margin (dB)	Limit (dBμV/m)	Remark (QP/PK/AV)
1	4051.500	37.93	1.37	39.30	-34.70	74.00	Peak
2	4731.500	36.55	3.47	40.01	-33.99	74.00	Peak
3	* 7366.500	32.77	12.42	45.19	-28.81	74.00	Peak

Note:

1. " *", means this data is the worst emission level.
2. C.F (Correction Factor) = Antenna Factor (dB/m) + Cable Loss (dB) – Pre-amplifier(dB).
3. Measurement(dBμV/m) = Reading(dBμV) + C.F (Correction Factor).

EUT	ACCESS POINT	Date of Test	2022-01-06
Factor	BBHA 9120D (1GHz~18GHz)_2021	Temp. / Humidity	26.7°C/52.5%
Polarity	Horizontal	Site / Test Engineer	AC1 / Jay Chu
Test Mode	Transmit by 802.11ax-HE40 at Channel 2437MHz	Test Voltage	120V/60Hz

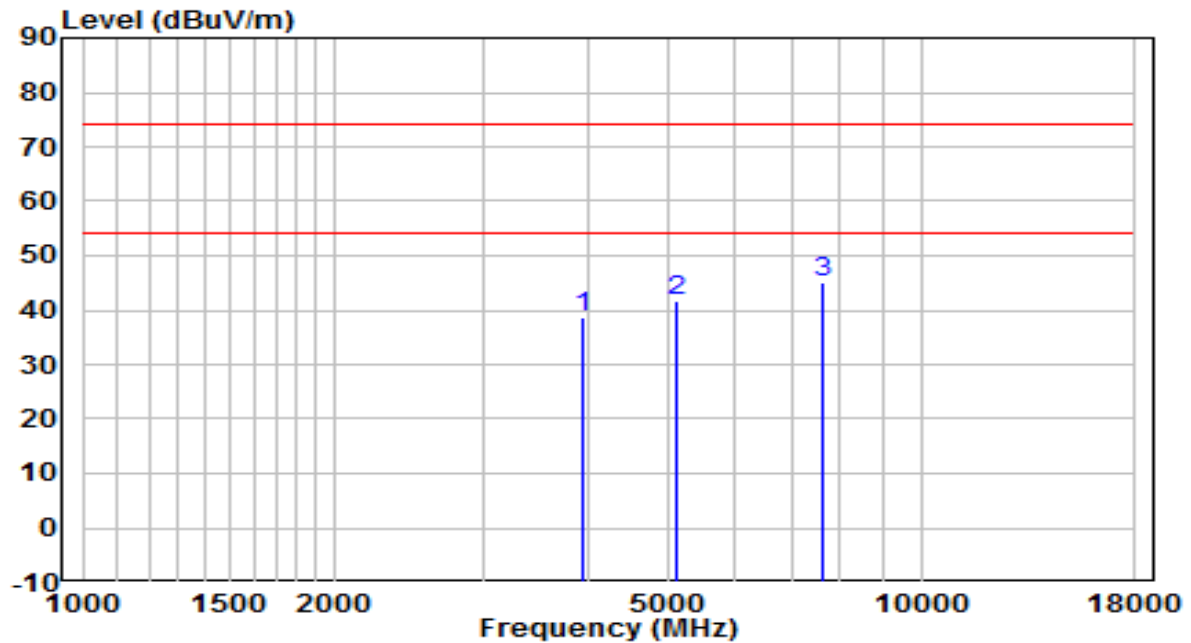


No	Frequency (MHz)	Reading (dBμV)	C.F (dB/m)	Measurement (dBμV/m)	Margin (dB)	Limit (dBμV/m)	Remark (QP/PK/AV)
1	3915.500	37.80	0.92	38.72	-35.28	74.00	Peak
2	4859.000	36.17	3.70	39.87	-34.13	74.00	Peak
3	* 7638.500	32.16	13.13	45.29	-28.71	74.00	Peak

Note:

1. " *", means this data is the worst emission level.
2. C.F (Correction Factor) = Antenna Factor (dB/m) + Cable Loss (dB) – Pre-amplifier(dB).
3. Measurement(dBμV/m) = Reading(dBμV) + C.F (Correction Factor).

EUT	ACCESS POINT	Date of Test	2022-01-06
Factor	BBHA 9120D (1GHz~18GHz)_2021	Temp. / Humidity	26.7°C/52.5%
Polarity	Vertical	Site / Test Engineer	AC1 / Jay Chu
Test Mode	Transmit by 802.11ax-HE40 at Channel 2437MHz	Test Voltage	120V/60Hz



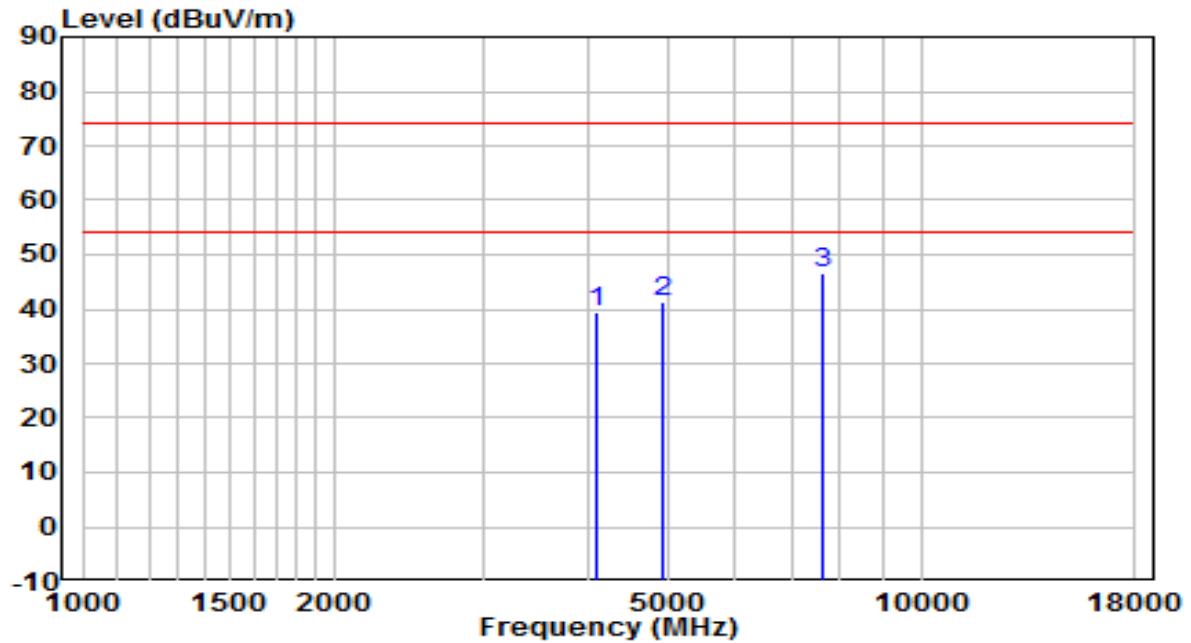
No	Frequency (MHz)	Reading (dB μ V)	C.F (dB/m)	Measurement (dB μ V/m)	Margin (dB)	Limit (dB μ V/m)	Remark (QP/PK/AV)
1	3949.500	37.80	1.03	38.83	-35.17	74.00	Peak
2	5097.000	37.46	4.11	41.56	-32.44	74.00	Peak
3	* 7647.000	31.80	13.14	44.93	-29.07	74.00	Peak

Note:

1. " *", means this data is the worst emission level.
2. C.F (Correction Factor) = Antenna Factor (dB/m) + Cable Loss (dB) – Pre-amplifier(dB).
3. Measurement(dB μ V/m) = Reading(dB μ V) + C.F (Correction Factor).

Filter Configuration 3#

EUT	ACCESS POINT	Date of Test	2022-01-06
Factor	BBHA 9120D (1GHz~18GHz)_2021	Temp. / Humidity	26.7°C/52.5%
Polarity	Horizontal	Site / Test Engineer	AC1 / Jay Chu
Test Mode	Transmit by 802.11b at Channel 2462MHz	Test Voltage	120V/60Hz

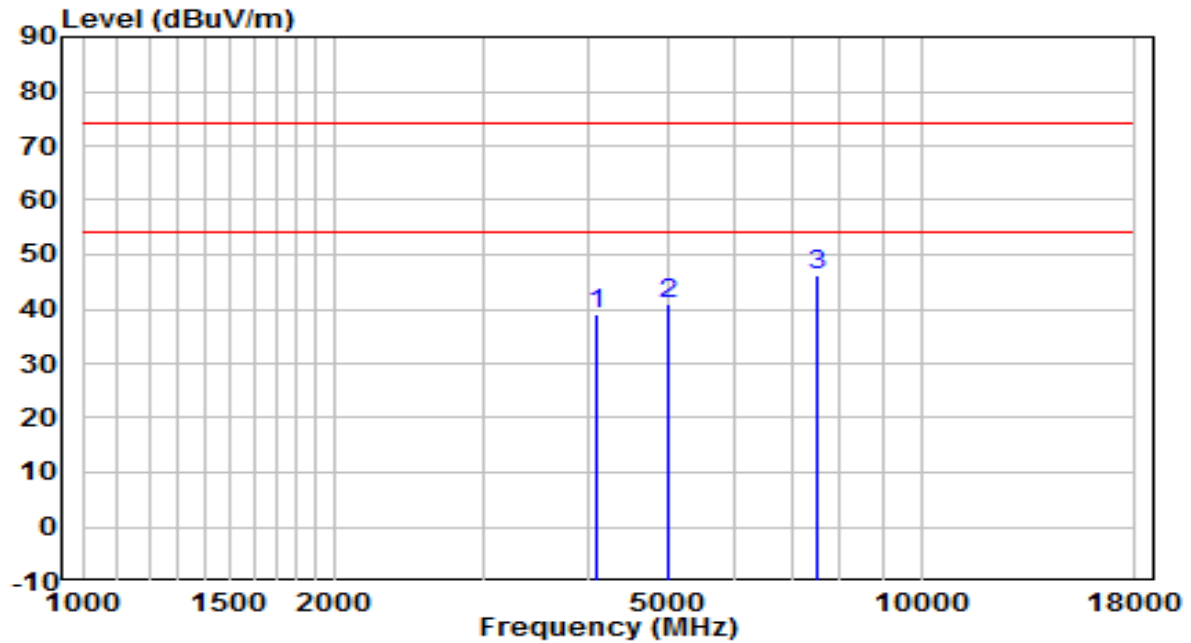


No	Frequency (MHz)	Reading (dB μ V)	C.F (dB/m)	Measurement (dB μ V/m)	Margin (dB)	Limit (dB μ V/m)	Remark (QP/PK/AV)
1	4111.000	37.71	1.60	39.31	-34.69	74.00	Peak
2	4935.500	37.40	3.83	41.24	-32.76	74.00	Peak
3	* 7638.500	33.57	13.13	46.70	-27.30	74.00	Peak

Note:

1. " *", means this data is the worst emission level.
2. C.F (Correction Factor) = Antenna Factor (dB/m) + Cable Loss (dB) – Preamplifier(dB).
3. Measurement(dB μ V/m) = Reading(dB μ V) + C.F (Correction Factor).

EUT	ACCESS POINT	Date of Test	2022-01-06
Factor	BBHA 9120D (1GHz~18GHz)_2021	Temp. / Humidity	26.7°C/52.5%
Polarity	Vertical	Site / Test Engineer	AC1 / Jay Chu
Test Mode	Transmit by 802.11b at Channel 2462MHz	Test Voltage	120V/60Hz

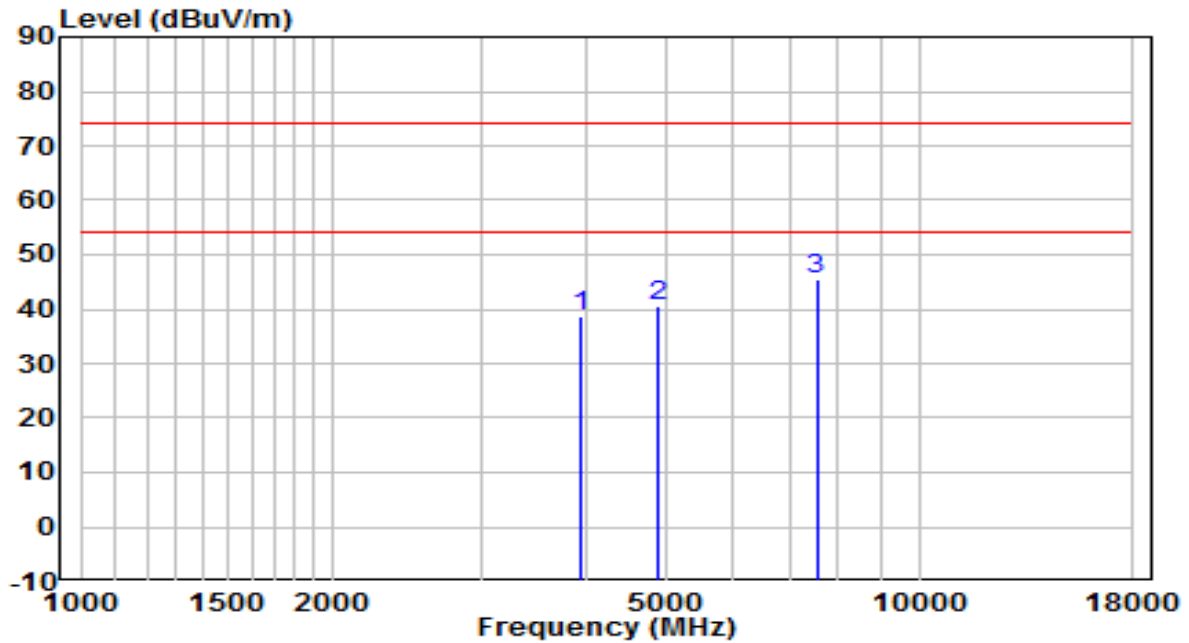


No	Frequency (MHz)	Reading (dB μ V)	C.F (dB/m)	Measurement (dB μ V/m)	Margin (dB)	Limit (dB μ V/m)	Remark (QP/PK/AV)
1	4111.000	37.63	1.60	39.23	-34.77	74.00	Peak
2	5003.500	37.07	3.96	41.03	-32.97	74.00	Peak
3	* 7536.500	33.07	13.05	46.12	-27.88	74.00	Peak

Note:

1. " *", means this data is the worst emission level.
2. C.F (Correction Factor) = Antenna Factor (dB/m) + Cable Loss (dB) – Preamplifier(dB).
3. Measurement(dB μ V/m) = Reading(dB μ V) + C.F (Correction Factor).

EUT	ACCESS POINT	Date of Test	2022-01-06
Factor	BBHA 9120D (1GHz~18GHz)_2021	Temp. / Humidity	26.7°C/52.5%
Polarity	Horizontal	Site / Test Engineer	AC1 / Jay Chu
Test Mode	Transmit by 802.11g at Channel 2462MHz	Test Voltage	120V/60Hz

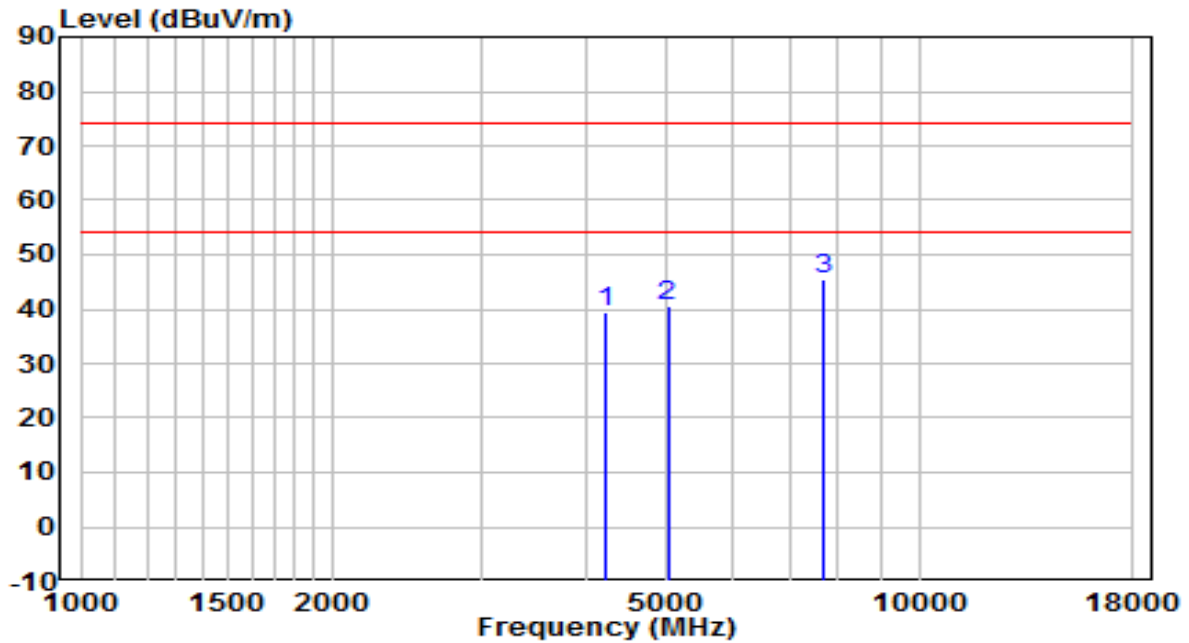


No	Frequency (MHz)	Reading (dBμV)	C.F (dB/m)	Measurement (dBμV/m)	Margin (dB)	Limit (dBμV/m)	Remark (QP/PK/AV)
1	3949.500	37.74	1.03	38.76	-35.24	74.00	Peak
2	4884.500	36.77	3.74	40.51	-33.49	74.00	Peak
3	* 7545.000	32.47	13.05	45.52	-28.48	74.00	Peak

Note:

1. " *", means this data is the worst emission level.
2. C.F (Correction Factor) = Antenna Factor (dB/m) + Cable Loss (dB) – Preamplifier(dB).
3. Measurement(dBμV/m) = Reading(dBμV) + C.F (Correction Factor).

EUT	ACCESS POINT	Date of Test	2022-01-06
Factor	BBHA 9120D (1GHz~18GHz)_2021	Temp. / Humidity	26.7°C/52.5%
Polarity	Vertical	Site / Test Engineer	AC1 / Jay Chu
Test Mode	Transmit by 802.11g at Channel 2462MHz	Test Voltage	120V/60Hz

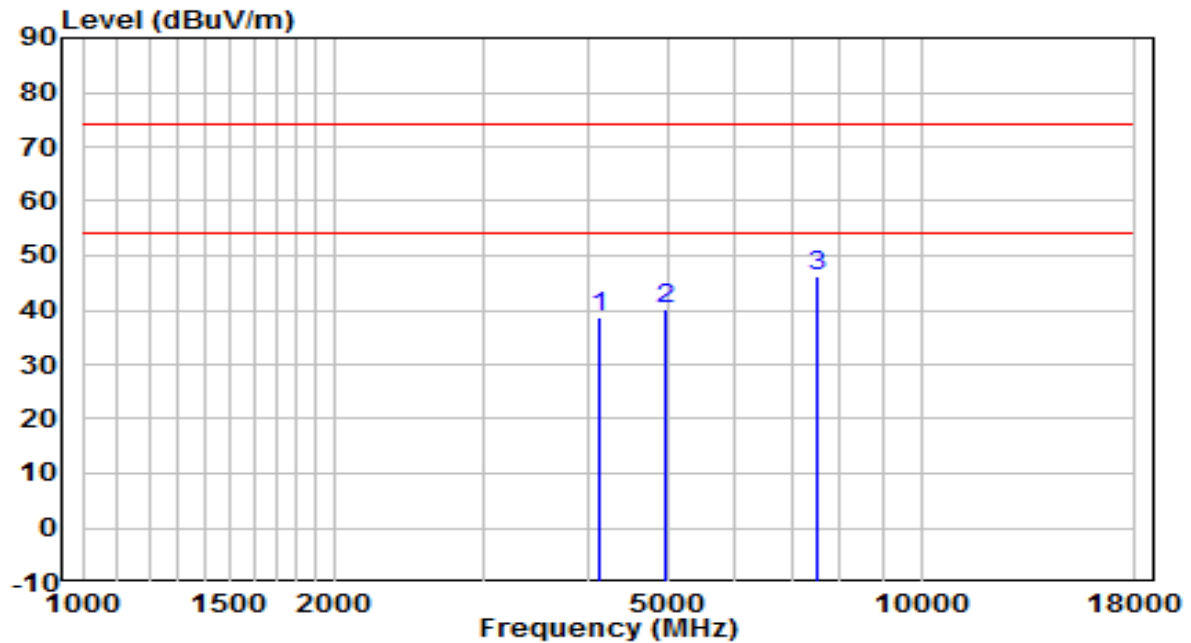


No	Frequency (MHz)	Reading (dBμV)	C.F (dB/m)	Measurement (dBμV/m)	Margin (dB)	Limit (dBμV/m)	Remark (QP/PK/AV)
1	4213.000	37.46	1.98	39.44	-34.56	74.00	Peak
2	5012.000	36.60	3.97	40.57	-33.43	74.00	Peak
3	* 7672.500	32.16	13.16	45.32	-28.68	74.00	Peak

Note:

1. " *", means this data is the worst emission level.
2. C.F (Correction Factor) = Antenna Factor (dB/m) + Cable Loss (dB) – Preamplifier(dB).
3. Measurement(dBμV/m) = Reading(dBμV) + C.F (Correction Factor).

EUT	ACCESS POINT	Date of Test	2022-01-06
Factor	BBHA 9120D (1GHz~18GHz)_2021	Temp. / Humidity	26.7°C/52.5%
Polarity	Horizontal	Site / Test Engineer	AC1 / Jay Chu
Test Mode	Transmit by 802.11n-HT20 at Channel 2462MHz	Test Voltage	120V/60Hz

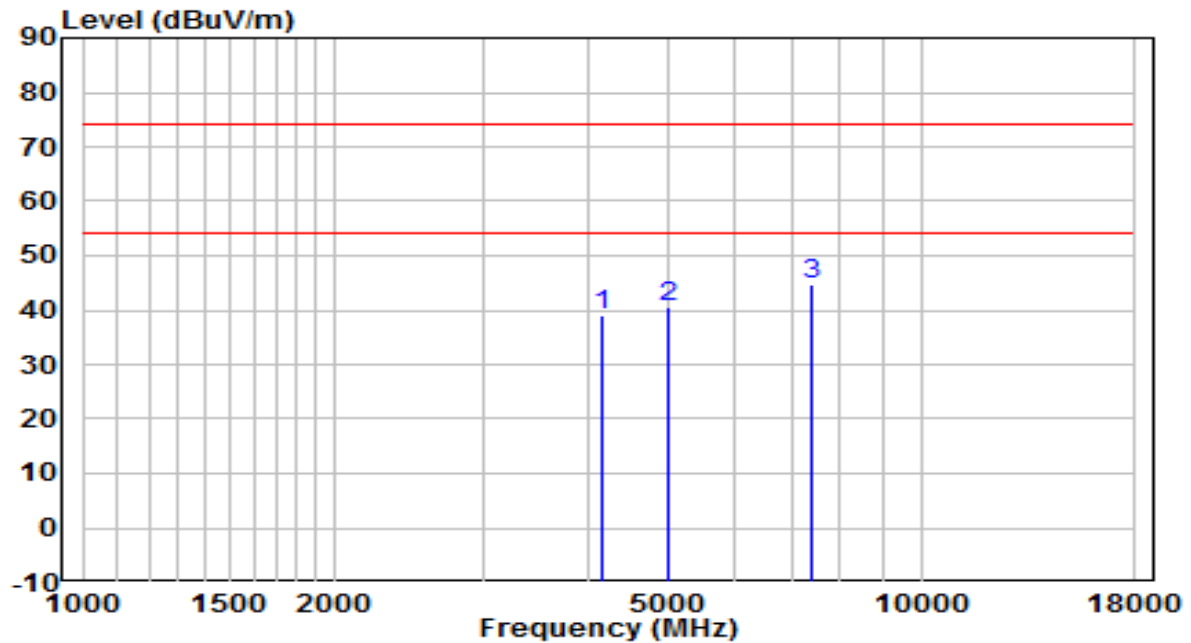


No	Frequency (MHz)	Reading (dB μ V)	C.F (dB/m)	Measurement (dB μ V/m)	Margin (dB)	Limit (dB μ V/m)	Remark (QP/PK/AV)
1	4128.000	36.91	1.66	38.57	-35.43	74.00	Peak
2	4944.000	36.44	3.85	40.29	-33.71	74.00	Peak
3	* 7494.000	33.10	12.99	46.09	-27.91	74.00	Peak

Note:

1. " *", means this data is the worst emission level.
2. C.F (Correction Factor) = Antenna Factor (dB/m) + Cable Loss (dB) – Preamplifier(dB).
3. Measurement(dB μ V/m) = Reading(dB μ V) + C.F (Correction Factor).

EUT	ACCESS POINT	Date of Test	2022-01-06
Factor	BBHA 9120D (1GHz~18GHz)_2021	Temp. / Humidity	26.7°C/52.5%
Polarity	Vertical	Site / Test Engineer	AC1 / Jay Chu
Test Mode	Transmit by 802.11n-HT20 at Channel 2462MHz	Test Voltage	120V/60Hz

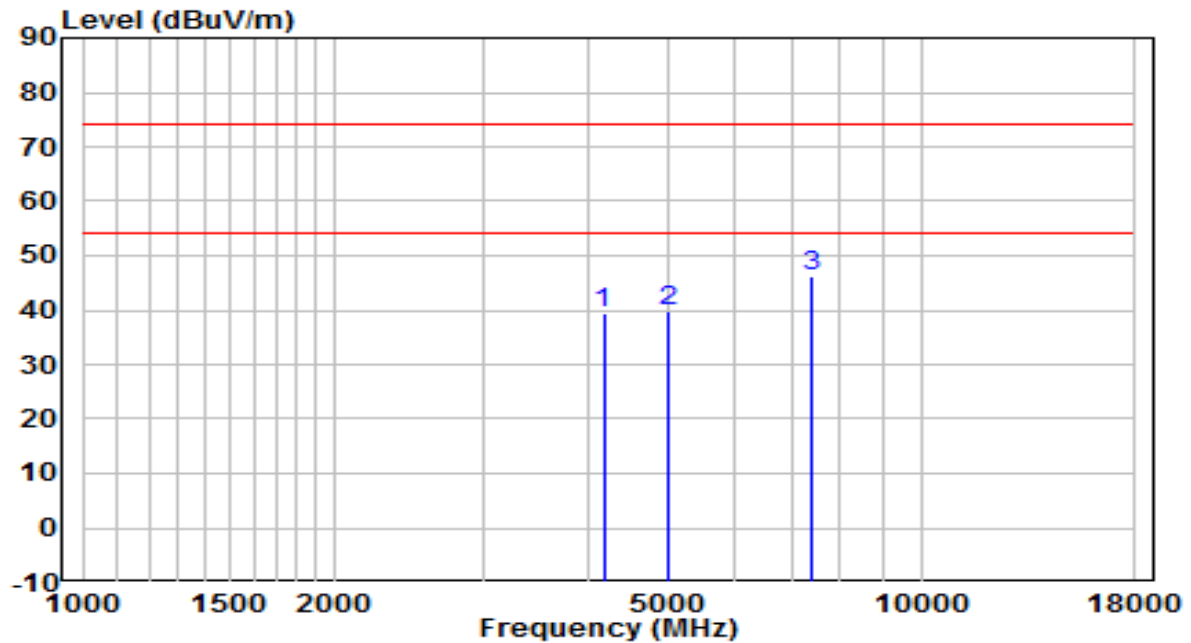


No	Frequency (MHz)	Reading (dB μ V)	C.F (dB/m)	Measurement (dB μ V/m)	Margin (dB)	Limit (dB μ V/m)	Remark (QP/PK/AV)
1	4162.000	37.10	1.79	38.89	-35.11	74.00	Peak
2	4978.000	36.65	3.91	40.56	-33.44	74.00	Peak
3	* 7400.500	32.33	12.57	44.90	-29.10	74.00	Peak

Note:

1. " *", means this data is the worst emission level.
2. C.F (Correction Factor) = Antenna Factor (dB/m) + Cable Loss (dB) – Pre-amplifier(dB).
3. Measurement(dB μ V/m) = Reading(dB μ V) + C.F (Correction Factor).

EUT	ACCESS POINT	Date of Test	2022-01-06
Factor	BBHA 9120D (1GHz~18GHz)_2021	Temp. / Humidity	26.7°C/52.5%
Polarity	Horizontal	Site / Test Engineer	AC1 / Jay Chu
Test Mode	Transmit by 802.11n-HT40 at Channel 2452MHz	Test Voltage	120V/60Hz

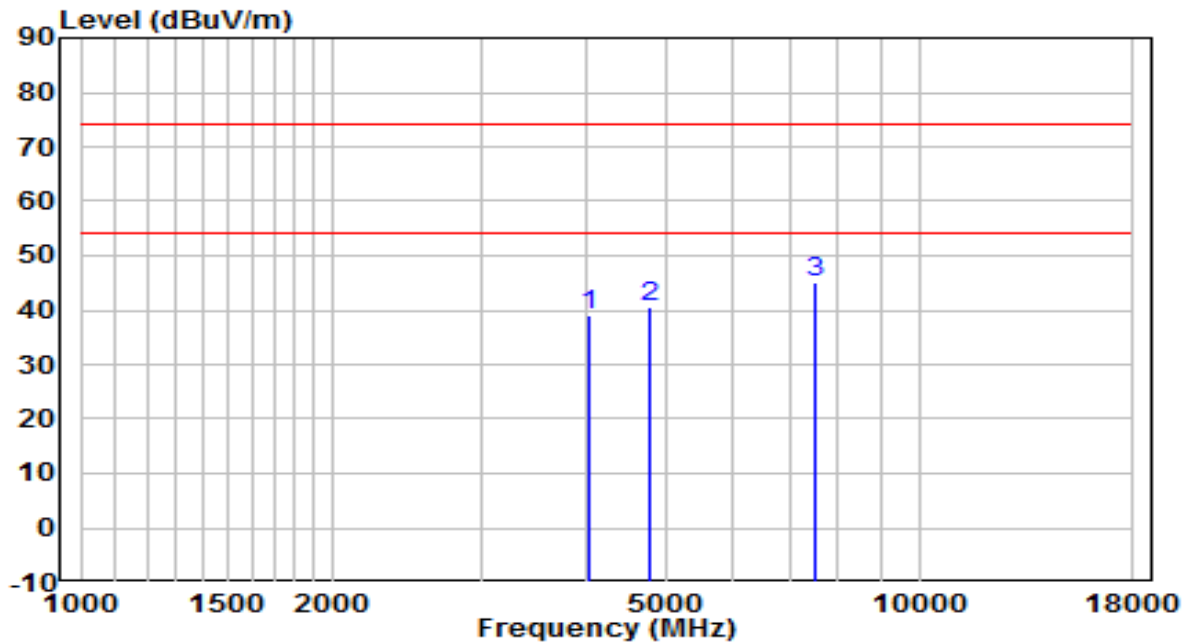


No	Frequency (MHz)	Reading (dB μ V)	C.F (dB/m)	Measurement (dB μ V/m)	Margin (dB)	Limit (dB μ V/m)	Remark (QP/PK/AV)
1	4179.000	37.71	1.85	39.56	-34.44	74.00	Peak
2	4978.000	35.94	3.91	39.85	-34.15	74.00	Peak
3	* 7392.000	33.85	12.54	46.39	-27.61	74.00	Peak

Note:

1. " *", means this data is the worst emission level.
2. C.F (Correction Factor) = Antenna Factor (dB/m) + Cable Loss (dB) – Pre-amplifier(dB).
3. Measurement(dB μ V/m) = Reading(dB μ V) + C.F (Correction Factor).

EUT	ACCESS POINT	Date of Test	2022-01-06
Factor	BBHA 9120D (1GHz~18GHz)_2021	Temp. / Humidity	26.7°C/52.5%
Polarity	Vertical	Site / Test Engineer	AC1 / Jay Chu
Test Mode	Transmit by 802.11n-HT40 at Channel 2452MHz	Test Voltage	120V/60Hz

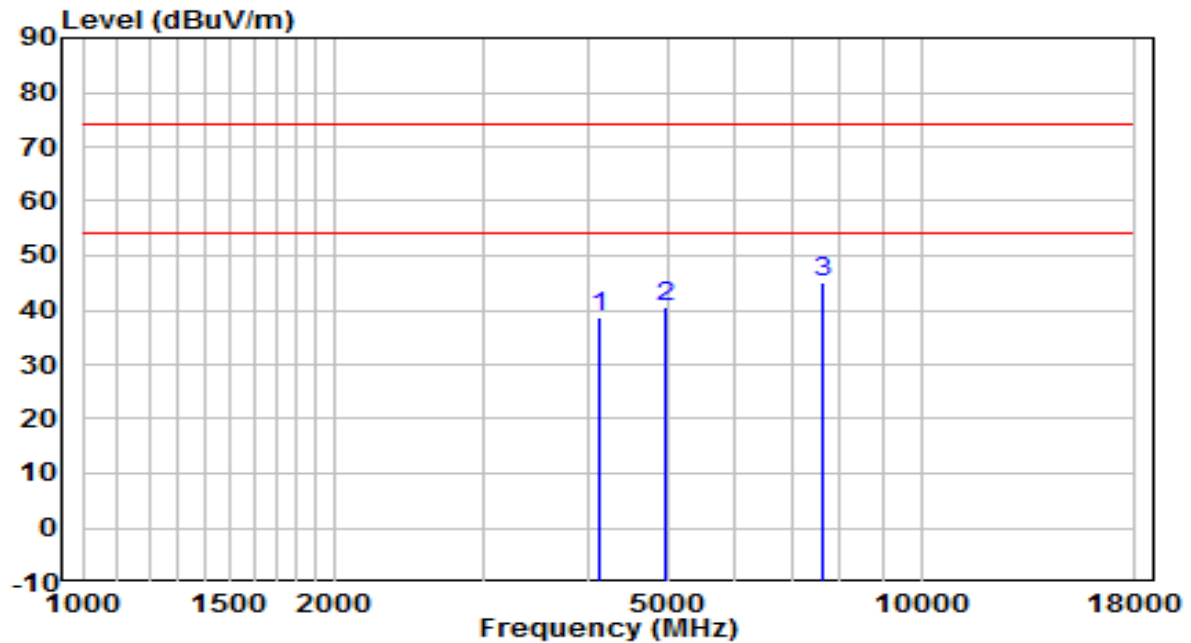


No	Frequency (MHz)	Reading (dBμV)	C.F (dB/m)	Measurement (dBμV/m)	Margin (dB)	Limit (dBμV/m)	Remark (QP/PK/AV)
1	4026.000	37.84	1.28	39.12	-34.88	74.00	Peak
2	4757.000	36.90	3.51	40.42	-33.58	74.00	Peak
3	* 7519.500	31.95	13.03	44.98	-29.02	74.00	Peak

Note:

1. " *", means this data is the worst emission level.
2. C.F (Correction Factor) = Antenna Factor (dB/m) + Cable Loss (dB) – Pre-amplifier(dB).
3. Measurement(dBμV/m) = Reading(dBμV) + C.F (Correction Factor).

EUT	ACCESS POINT	Date of Test	2022-01-06
Factor	BBHA 9120D (1GHz~18GHz)_2021	Temp. / Humidity	26.7°C/52.5%
Polarity	Horizontal	Site / Test Engineer	AC1 / Jay Chu
Test Mode	Transmit by 802.11ax-HE20 at Channel 2462MHz	Test Voltage	120V/60Hz

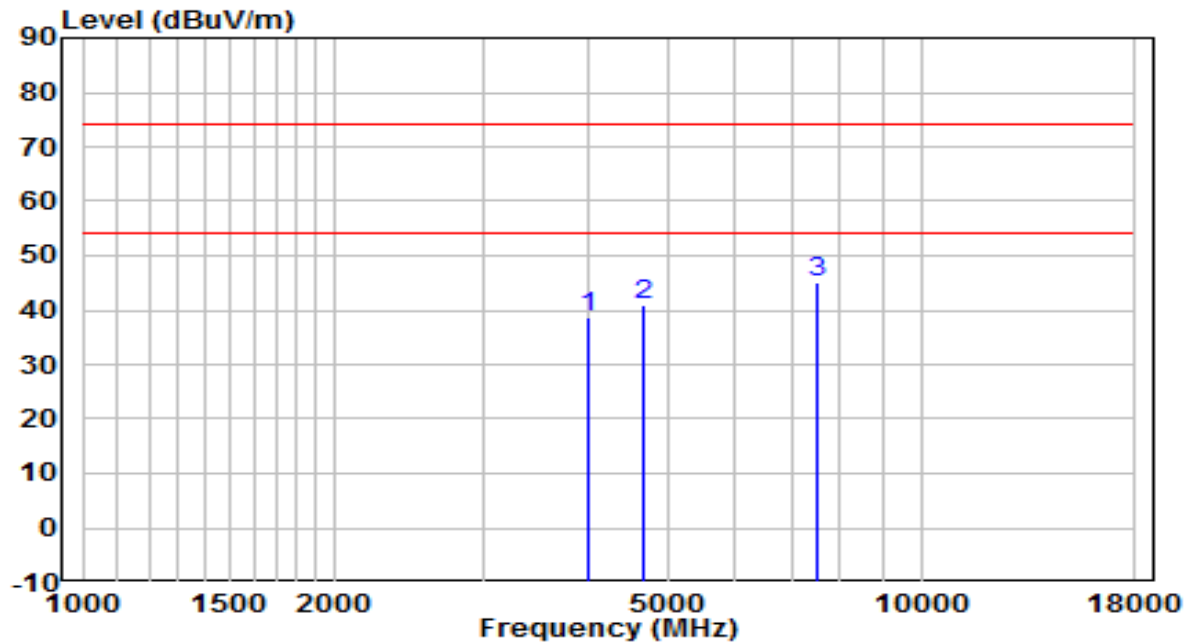


No	Frequency (MHz)	Reading (dB μ V)	C.F (dB/m)	Measurement (dB μ V/m)	Margin (dB)	Limit (dB μ V/m)	Remark (QP/PK/AV)
1	4119.500	37.00	1.63	38.62	-35.38	74.00	Peak
2	4952.500	36.65	3.86	40.52	-33.48	74.00	Peak
3	* 7630.000	32.07	13.12	45.19	-28.81	74.00	Peak

Note:

1. " *", means this data is the worst emission level.
2. C.F (Correction Factor) = Antenna Factor (dB/m) + Cable Loss (dB) – Pre-amplifier(dB).
3. Measurement(dB μ V/m) = Reading(dB μ V) + C.F (Correction Factor).

EUT	ACCESS POINT	Date of Test	2022-01-06
Factor	BBHA 9120D (1GHz~18GHz)_2021	Temp. / Humidity	26.7°C/52.5%
Polarity	Vertical	Site / Test Engineer	AC1 / Jay Chu
Test Mode	Transmit by 802.11ax-HE20 at Channel 2462MHz	Test Voltage	120V/60Hz

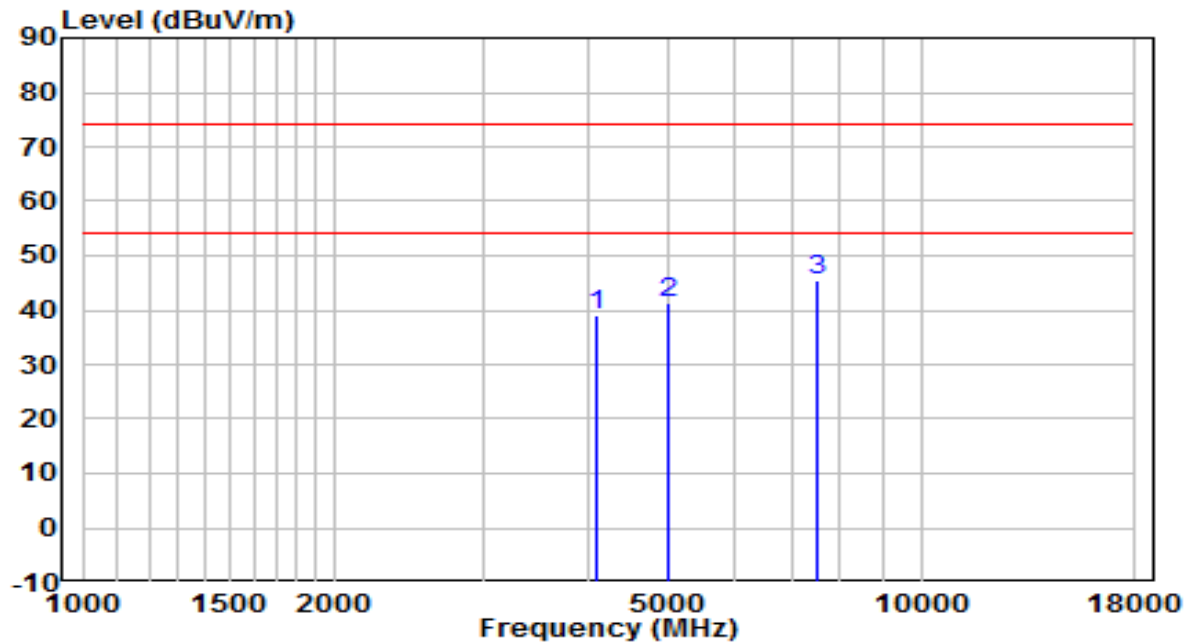


No	Frequency (MHz)	Reading (dB μ V)	C.F (dB/m)	Measurement (dB μ V/m)	Margin (dB)	Limit (dB μ V/m)	Remark (QP/PK/AV)
1	4017.500	37.57	1.25	38.81	-35.19	74.00	Peak
2	4672.000	37.67	3.36	41.03	-32.97	74.00	Peak
3	* 7519.500	32.12	13.03	45.15	-28.85	74.00	Peak

Note:

1. " *", means this data is the worst emission level.
2. C.F (Correction Factor) = Antenna Factor (dB/m) + Cable Loss (dB) – Pre-amplifier(dB).
3. Measurement(dB μ V/m) = Reading(dB μ V) + C.F (Correction Factor).

EUT	ACCESS POINT	Date of Test	2022-01-06
Factor	BBHA 9120D (1GHz~18GHz)_2021	Temp. / Humidity	26.7°C/52.5%
Polarity	Horizontal	Site / Test Engineer	AC1 / Jay Chu
Test Mode	Transmit by 802.11ax-HE40 at Channel 2452MHz	Test Voltage	120V/60Hz

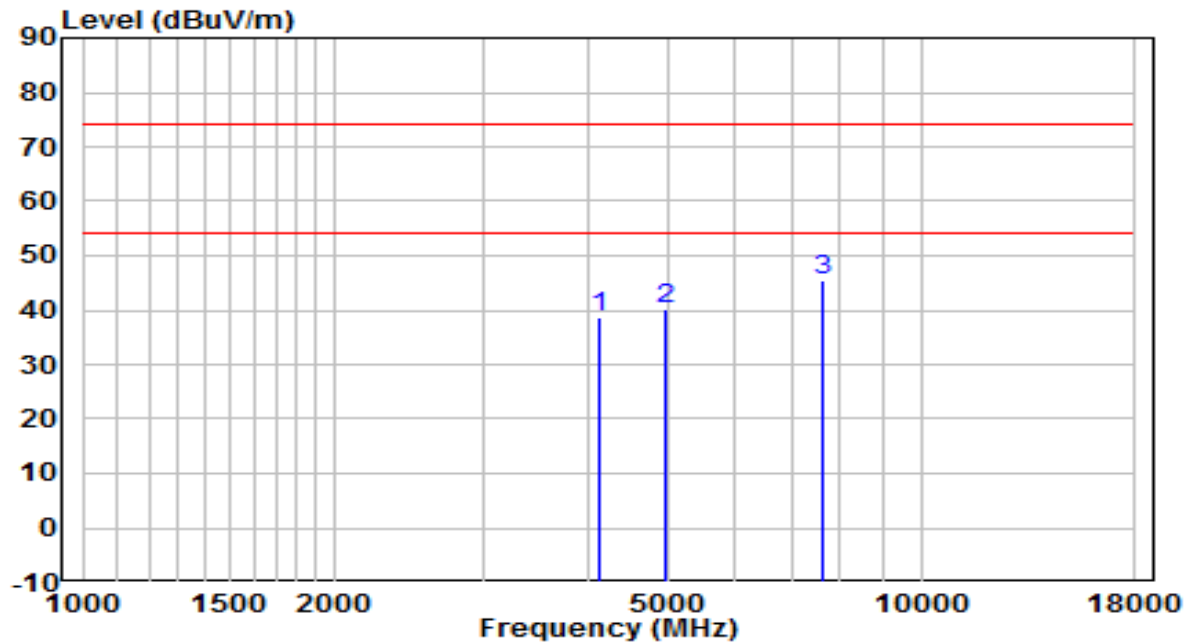


No	Frequency (MHz)	Reading (dB μ V)	C.F (dB/m)	Measurement (dB μ V/m)	Margin (dB)	Limit (dB μ V/m)	Remark (QP/PK/AV)
1	4094.000	37.38	1.53	38.91	-35.09	74.00	Peak
2	5003.500	37.35	3.96	41.31	-32.69	74.00	Peak
3	* 7511.000	32.52	13.02	45.54	-28.46	74.00	Peak

Note:

- "*" means this data is the worst emission level.
- C.F (Correction Factor) = Antenna Factor (dB/m) + Cable Loss (dB) – Pre-amplifier(dB).
- Measurement(dB μ V/m) = Reading(dB μ V) + C.F (Correction Factor).

EUT	ACCESS POINT	Date of Test	2022-01-06
Factor	BBHA 9120D (1GHz~18GHz)_2021	Temp. / Humidity	26.7°C/52.5%
Polarity	Vertical	Site / Test Engineer	AC1 / Jay Chu
Test Mode	Transmit by 802.11ax-HE40 at Channel 2452MHz	Test Voltage	120V/60Hz



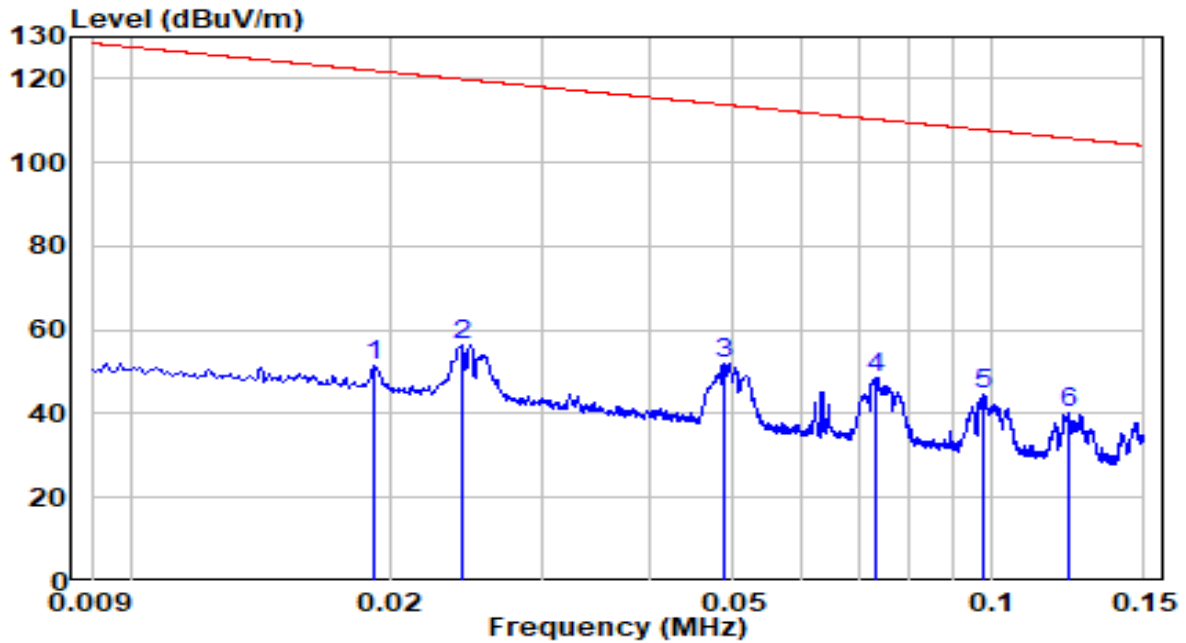
No	Frequency (MHz)	Reading (dB μ V)	C.F (dB/m)	Measurement (dB μ V/m)	Margin (dB)	Limit (dB μ V/m)	Remark (QP/PK/AV)
1	4145.000	37.04	1.72	38.76	-35.24	74.00	Peak
2	4969.500	36.15	3.90	40.04	-33.96	74.00	Peak
3	* 7630.000	32.22	13.12	45.35	-28.65	74.00	Peak

Note:

1. " *", means this data is the worst emission level.
2. C.F (Correction Factor) = Antenna Factor (dB/m) + Cable Loss (dB) – Pre-amplifier(dB).
3. Measurement(dB μ V/m) = Reading(dB μ V) + C.F (Correction Factor).

The Result of Radiated Emission below 1GHz:

EUT	ACCESS POINT	Date of Test	2022-03-22
Factor	FMZB 1519B (9KHz~30MHz)_2021	Temp. / Humidity	24.3°C /44.5%
Polarity	face on	Site / Test Engineer	AC1 / Jay
Test Mode	Transmit by 802.11b at Channel 2437MHz	Test Voltage	120V/60Hz

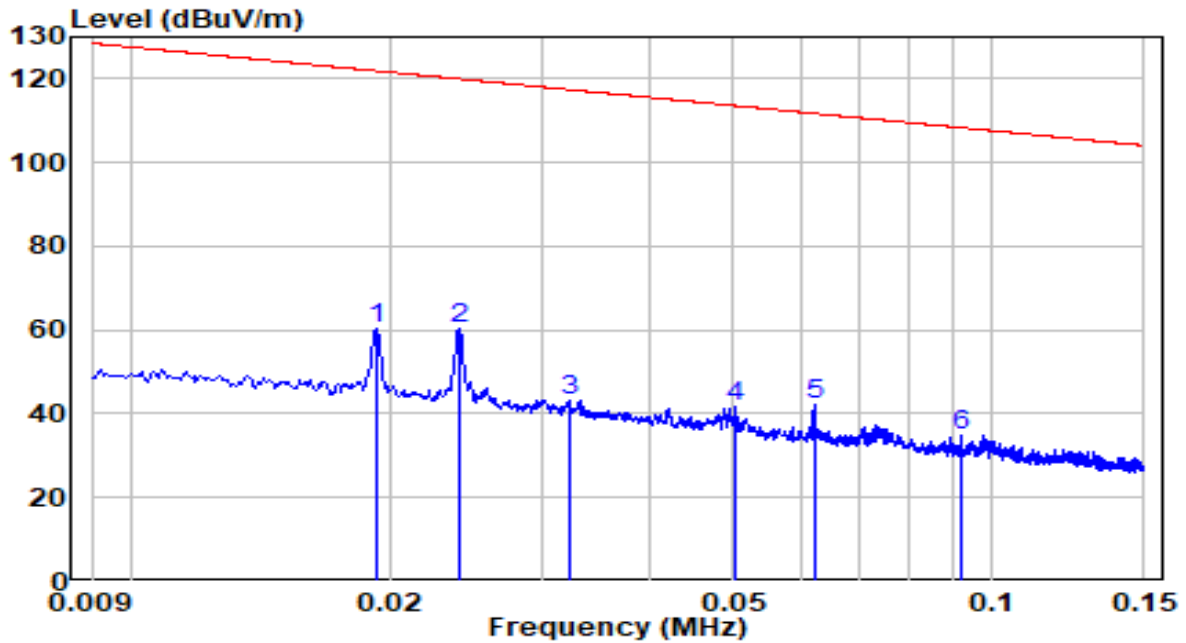


No	Frequency (MHz)	Reading (dBμV)	C.F (dB/m)	Measurement (dBμV/m)	Margin (dB)	Limit (dBμV/m)	Remark (QP/PK/AV)
1	0.019	32.84	18.47	51.31	-70.67	121.98	Peak
2	0.024	37.67	18.96	56.63	-63.27	119.90	Peak
3	* 0.049	32.78	19.42	52.20	-61.60	113.79	Peak
4	0.073	29.72	18.89	48.61	-61.66	110.28	Peak
5	0.098	26.30	18.36	44.66	-63.14	107.80	Peak
6	0.123	22.08	18.38	40.46	-65.38	105.83	Peak

Note:

1. " *", means this data is the worst emission level.
2. C.F (Correction Factor) = Antenna Factor (dB/m) + Cable Loss (dB).
3. Measurement(dBμV/m) = Reading(dBμV) + C.F (Correction Factor).

EUT	ACCESS POINT	Date of Test	2022-03-22
Factor	FMZB 1519B (9KHz~30MHz)_2021	Temp. / Humidity	24.3°C /44.5%
Polarity	face off	Site / Test Engineer	AC1 / Jay
Test Mode	Transmit by 802.11b at Channel 2437MHz	Test Voltage	120V/60Hz

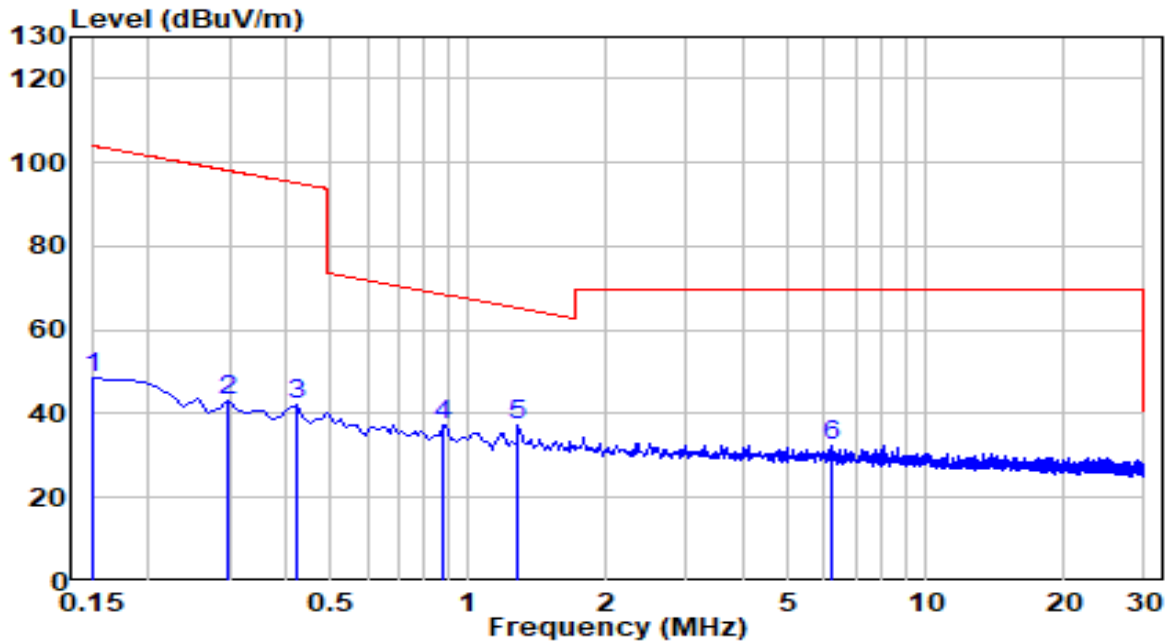


No	Frequency (MHz)	Reading (dB μ V)	C.F (dB/m)	Measurement (dB μ V/m)	Margin (dB)	Limit (dB μ V/m)	Remark (QP/PK/AV)
1	0.019	41.66	18.49	60.15	-61.76	121.91	Peak
2	* 0.024	41.17	18.94	60.12	-59.86	119.98	Peak
3	0.032	23.91	19.50	43.41	-74.02	117.44	Peak
4	0.050	22.33	19.40	41.73	-71.84	113.57	Peak
5	0.062	22.94	19.14	42.08	-69.64	111.72	Peak
6	0.092	16.59	18.48	35.07	-73.23	108.30	Peak

Note:

1. " *", means this data is the worst emission level.
2. C.F (Correction Factor) = Antenna Factor (dB/m) + Cable Loss (dB).
3. Measurement(dB μ V/m) = Reading(dB μ V) + C.F (Correction Factor).

EUT	ACCESS POINT	Date of Test	2022-03-22
Factor	FMZB 1519B (9KHz~30MHz)_2021	Temp. / Humidity	24.3°C /44.5%
Polarity	face on	Site / Test Engineer	AC1 / Jay
Test Mode	Transmit by 802.11b at Channel 2437MHz	Test Voltage	120V/60Hz

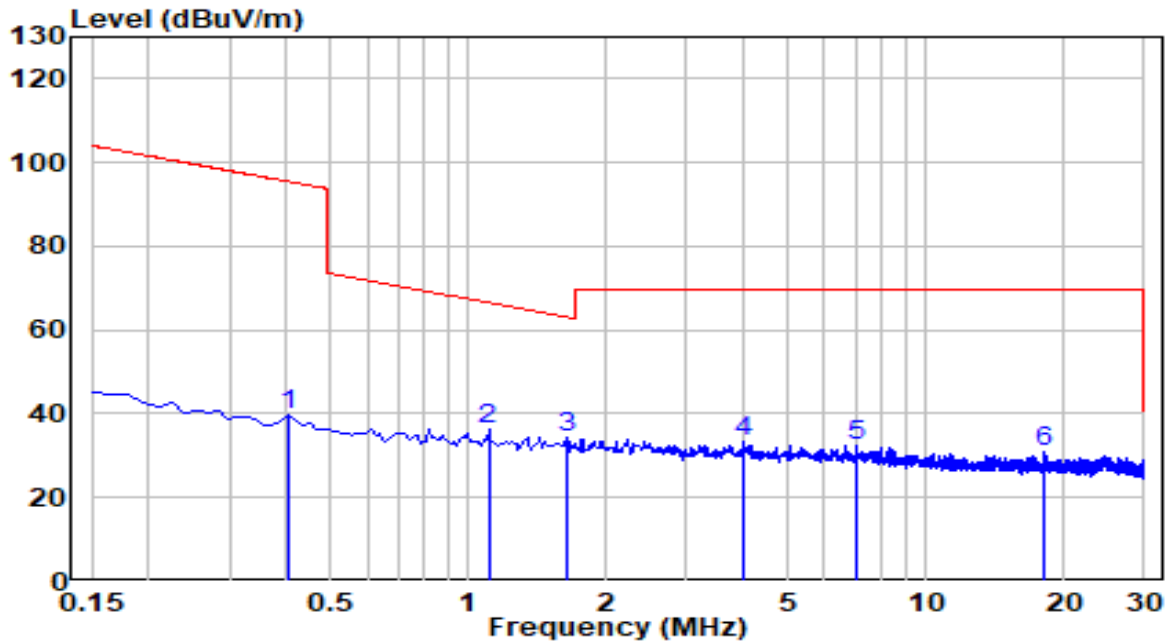


No	Frequency (MHz)	Reading (dB μ V)	C.F (dB/m)	Measurement (dB μ V/m)	Margin (dB)	Limit (dB μ V/m)	Remark (QP/PK/AV)
1	0.150	30.04	18.46	48.50	-55.58	104.08	Peak
2	0.299	24.17	18.92	43.09	-54.99	98.08	Peak
3	0.419	23.33	18.93	42.26	-52.90	95.17	Peak
4	0.881	18.25	19.04	37.29	-31.43	68.72	Peak
5	* 1.284	18.07	19.04	37.11	-28.34	65.45	Peak
6	6.254	12.59	19.84	32.44	-37.06	69.50	Peak

Note:

1. " *", means this data is the worst emission level.
2. C.F (Correction Factor) = Antenna Factor (dB/m) + Cable Loss (dB).
3. Measurement(dB μ V/m) = Reading(dB μ V) + C.F (Correction Factor).

EUT	ACCESS POINT	Date of Test	2022-03-22
Factor	FMZB 1519B (9KHz~30MHz)_2021	Temp. / Humidity	24.3°C /44.5%
Polarity	face off	Site / Test Engineer	AC1 / Jay
Test Mode	Transmit by 802.11b at Channel 2437MHz	Test Voltage	120V/60Hz

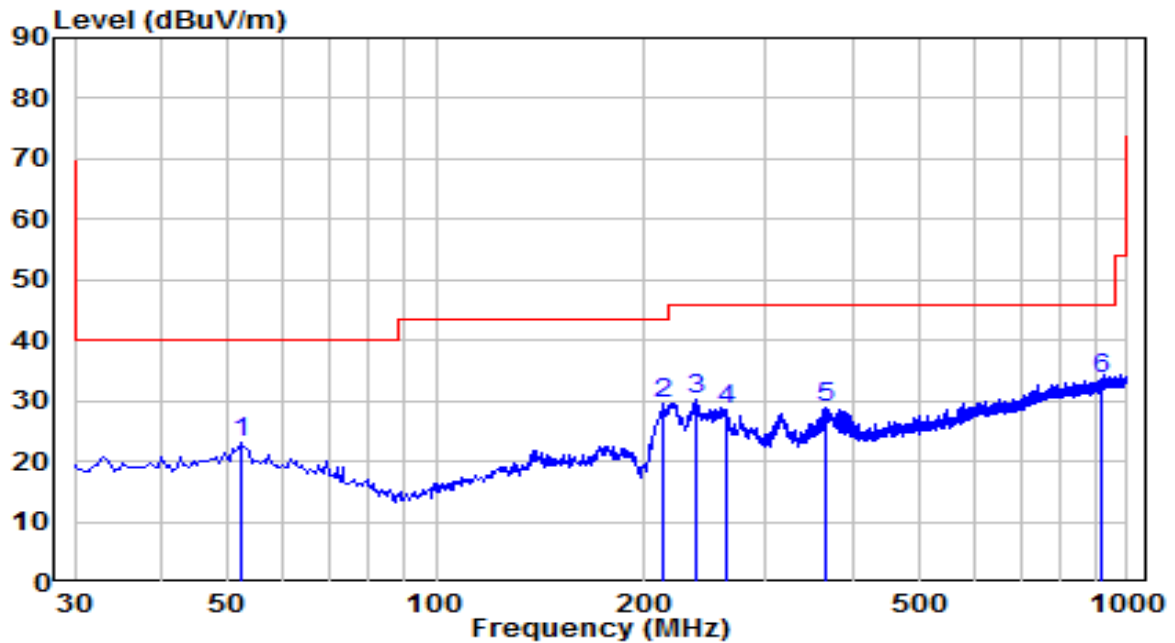


No	Frequency (MHz)	Reading (dB μ V)	C.F (dB/m)	Measurement (dB μ V/m)	Margin (dB)	Limit (dB μ V/m)	Remark (QP/PK/AV)
1	0.404	20.62	18.93	39.55	-55.93	95.48	Peak
2	1.105	17.22	19.06	36.27	-30.48	66.76	Peak
3	* 1.643	15.18	18.99	34.18	-29.15	63.32	Peak
4	3.986	14.12	19.11	33.23	-36.27	69.50	Peak
5	7.030	12.18	20.13	32.30	-37.20	69.50	Peak
6	18.000	8.77	22.01	30.78	-38.72	69.50	Peak

Note:

1. " *", means this data is the worst emission level.
2. C.F (Correction Factor) = Antenna Factor (dB/m) + Cable Loss (dB).
3. Measurement(dB μ V/m) = Reading(dB μ V) + C.F (Correction Factor).

EUT	ACCESS POINT	Date of Test	2022-01-06
Factor	VULB 9162 (30MHz~8GHz) + 6dB Attenuator_2020	Temp. / Humidity	22.2°C /39.5%
Polarity	Horizontal	Site / Test Engineer	AC1 / Jay Chu
Test Mode	Transmit by 802.11b at channel 2437MHz	Test Voltage	120V/60Hz

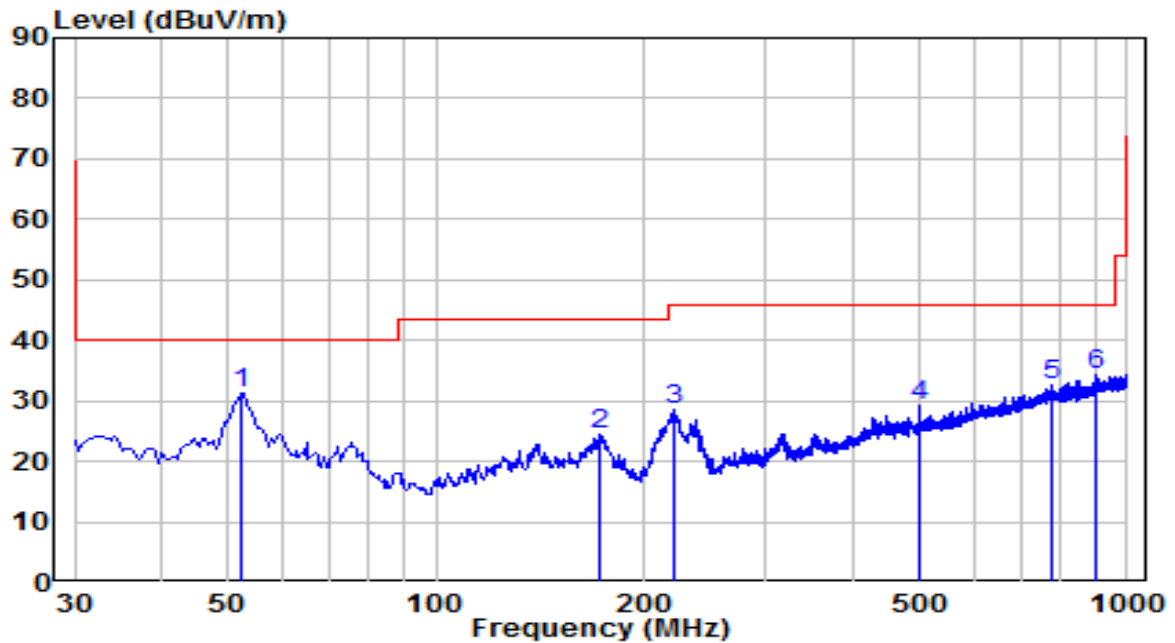


No	Frequency (MHz)	Reading (dB μ V)	C.F (dB/m)	Measurement (dB μ V/m)	Margin (dB)	Limit (dB μ V/m)	Remark (QP/PK/AV)
1	52.310	1.60	21.62	23.22	-16.78	40.00	Peak
2	213.815	10.58	18.96	29.53	-13.97	43.50	Peak
3	238.065	10.10	20.10	30.20	-15.80	46.00	Peak
4	262.315	8.04	20.60	28.64	-17.36	46.00	Peak
5	366.590	5.40	23.51	28.91	-17.09	46.00	Peak
6	* 916.095	1.84	31.90	33.73	-12.27	46.00	Peak

Note:

- "*" means this data is the worst emission level.
- C.F (Correction Factor) = Antenna Factor (dB/m) + Cable Loss (dB).
- Measurement(dB μ V/m) = Reading(dB μ V) + C.F (Correction Factor).

EUT	ACCESS POINT	Date of Test	2022-01-06
Factor	VULB 9162 (30MHz~8GHz) + 6dB Attenuator_2020	Temp. / Humidity	22.2°C /39.5%
Polarity	Vertical	Site / Test Engineer	AC1 / Jay Chu
Test Mode	Transmit by 802.11b at channel 2437MHz	Test Voltage	120V/60Hz



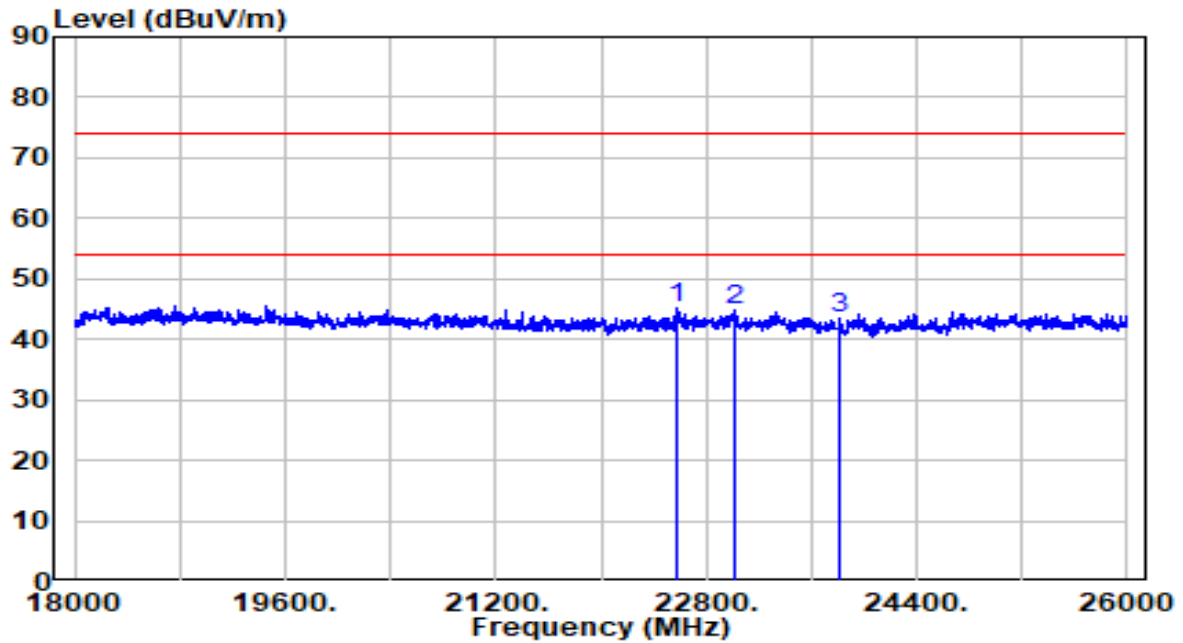
No	Frequency (MHz)	Reading (dB μ V)	C.F (dB/m)	Measurement (dB μ V/m)	Margin (dB)	Limit (dB μ V/m)	Remark (QP/PK/AV)	
1	*	52.310	9.52	21.62	31.15	-8.85	40.00	Peak
2		173.075	7.74	16.87	24.61	-18.89	43.50	Peak
3		220.605	9.30	19.25	28.55	-17.45	46.00	Peak
4		499.965	2.97	26.22	29.19	-16.81	46.00	Peak
5		777.385	2.33	30.32	32.65	-13.35	46.00	Peak
6		904.455	2.39	31.80	34.20	-11.80	46.00	Peak

Note:

- "*", means this data is the worst emission level.
- C.F (Correction Factor) = Antenna Factor (dB/m) + Cable Loss (dB).
- Measurement(dB μ V/m) = Reading(dB μ V) + C.F (Correction Factor).

The Result of Radiated Spurious Emission above 18GHz:

EUT	ACCESS POINT	Date of Test	2022-01-25
Factor	BBHA 9170 (15GHz~40GHz)_2021	Temp. / Humidity	19.5°C/37.2%
Polarity	Horizontal	Site / Test Engineer	AC1 / Jay Chu
Test Mode	Transmit by 802.11b at Channel 2437MHz	Test Voltage	120V / 60Hz

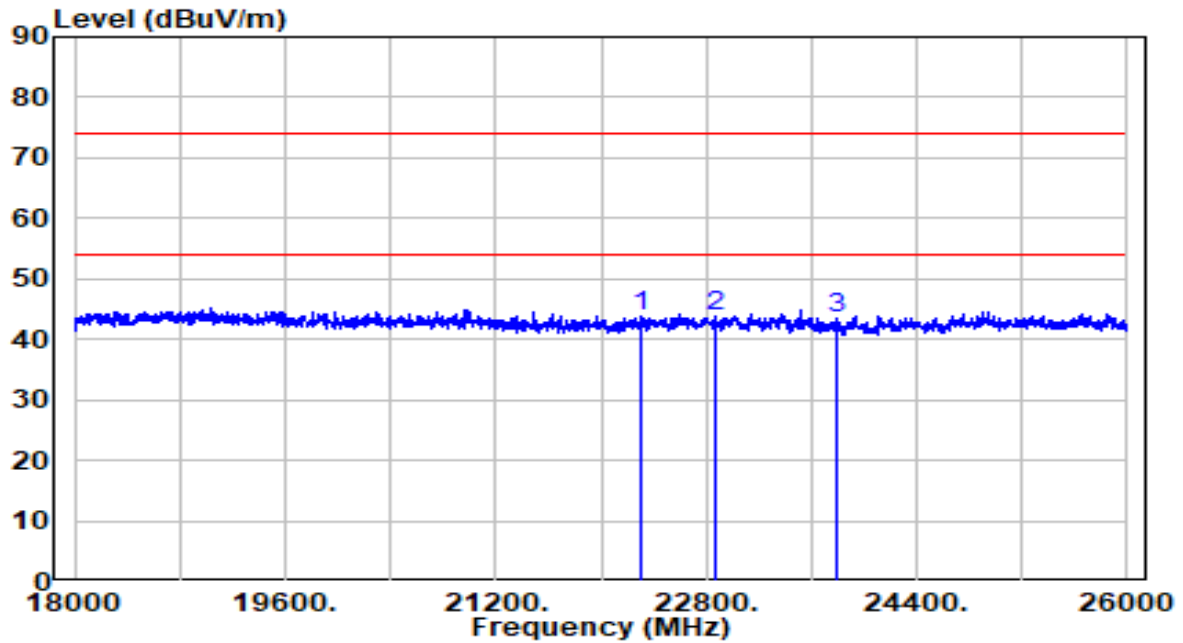


No	Frequency (MHz)	Reading (dB μ V)	C.F (dB/m)	Measurement (dB μ V/m)	Margin (dB)	Limit (dB μ V/m)	Remark (QP/PK/AV)	
1	*	22568.000	41.21	3.84	45.05	-28.95	74.00	Peak
2		23008.000	40.66	4.10	44.77	-29.23	74.00	Peak
3		23808.000	39.32	4.08	43.40	-30.60	74.00	Peak

Note:

1. " *", means this data is the worst emission level.
2. C.F (Correction Factor) = Antenna Factor (dB/m) + Cable Loss (dB) – Preamplifier(dB).
3. Measurement(dB μ V/m) = Reading(dB μ V) + C.F (Correction Factor).

EUT	ACCESS POINT	Date of Test	2022-01-25
Factor	BBHA 9170 (15GHz~40GHz)_2021	Temp. / Humidity	19.5°C/37.2%
Polarity	Vertical	Site / Test Engineer	AC1 / Jay Chu
Test Mode	Transmit by 802.11b at Channel 2437MHz	Test Voltage	120V / 60Hz



No	Frequency (MHz)	Reading (dB μ V)	C.F (dB/m)	Measurement (dB μ V/m)	Margin (dB)	Limit (dB μ V/m)	Remark (QP/PK/AV)
1	22304.000	40.05	3.64	43.69	-30.31	74.00	Peak
2	* 22872.000	39.75	4.02	43.78	-30.22	74.00	Peak
3	23800.000	39.26	4.08	43.34	-30.66	74.00	Peak

Note:

1. " *", means this data is the worst emission level.
2. C.F (Correction Factor) = Antenna Factor (dB/m) + Cable Loss (dB) – Preamplifier(dB).
3. Measurement(dB μ V/m) = Reading(dB μ V) + C.F (Correction Factor).

7.7. Radiated Restricted Band Edge Measurement

7.7.1. Test Limit

For 15.205 requirement:

Radiated emissions which fall in the restricted bands, as defined in Section 15.205(a) of FCC part 15, must also comply with the radiated emission limits specified in Section 15.209(a).

Frequency (MHz)	Frequency (MHz)	Frequency (MHz)	Frequency (GHz)
0.090 - 0.110	16.42 - 16.423	399.9 - 410	4.5 - 5.15
¹ 0.495 - 0.505	16.69475 - 16.69525	608 - 614	5.35 - 5.46
2.1735 - 2.1905	16.80425 - 16.80475	960 - 1240	7.25 - 7.75
4.125 - 4.128	25.5 - 25.67	1300 - 1427	8.025 - 8.5
4.17725 - 4.17775	37.5 - 38.25	1435 - 1626.5	9.0 - 9.2
4.20725 - 4.20775	73 - 74.6	1645.5 - 1646.5	9.3 - 9.5
6.215 - 6.218	74.8 - 75.2	1660 - 1710	10.6 - 12.7
6.26775 - 6.26825	108 - 121.94	1718.8 - 1722.2	13.25 - 13.4
6.31175 - 6.31225	123 - 138	2200 - 2300	14.47 - 14.5
8.291 - 8.294	149.9 - 150.05	2310 - 2390	15.35 - 16.2
8.362 - 8.366	156.52475 - 156.52525	2483.5 - 2500	17.7 - 21.4
8.37625 - 8.38675	156.7 - 156.9	2690 - 2900	22.01 - 23.12
8.41425 - 8.41475	162.0125 - 167.17	3260 - 3267	23.6 - 24.0
12.29 - 12.293	167.72 - 173.2	3332 - 3339	31.2 - 31.8
12.51975 - 12.52025	240 - 285	3345.8 - 3358	36.43 - 36.5
12.57675 - 12.57725	322 - 335.4	3600 - 4400	(²)
13.36 - 13.41	--	--	--

All out of band emissions appearing in a restricted band as specified in Section 15.205 of the Title 47CFR must not exceed the limits shown in Table per Section 15.209.

FCC Part 15 Subpart C Paragraph 15.209 Limits		
Frequency [MHz]	Field Strength [uV/m]	Measured Distance [Meters]
0.009 - 0.490	2400/F (kHz)	300
0.490 - 1.705	24000/F (kHz)	30
1.705 - 30	30	30
30 - 88	100	3
88 - 216	150	3
216 - 960	200	3
Above 960	500	3

7.7.2. Test Procedure Used

ANSI C63.10 Section 6.3 (General Requirements)

ANSI C63.10 Section 6.6 (Standard test method above 1GHz)

7.7.3. Test Setting

Peak Field Strength Measurements

1. Analyzer center frequency was set to the frequency of the radiated spurious emission of interest
2. RBW = 1MHz
3. VBW = 3MHz
4. Detector = peak
5. Sweep time = auto couple
6. Trace mode = max hold
7. Trace was allowed to stabilize

Average Measurements above 1GHz (Method VB)

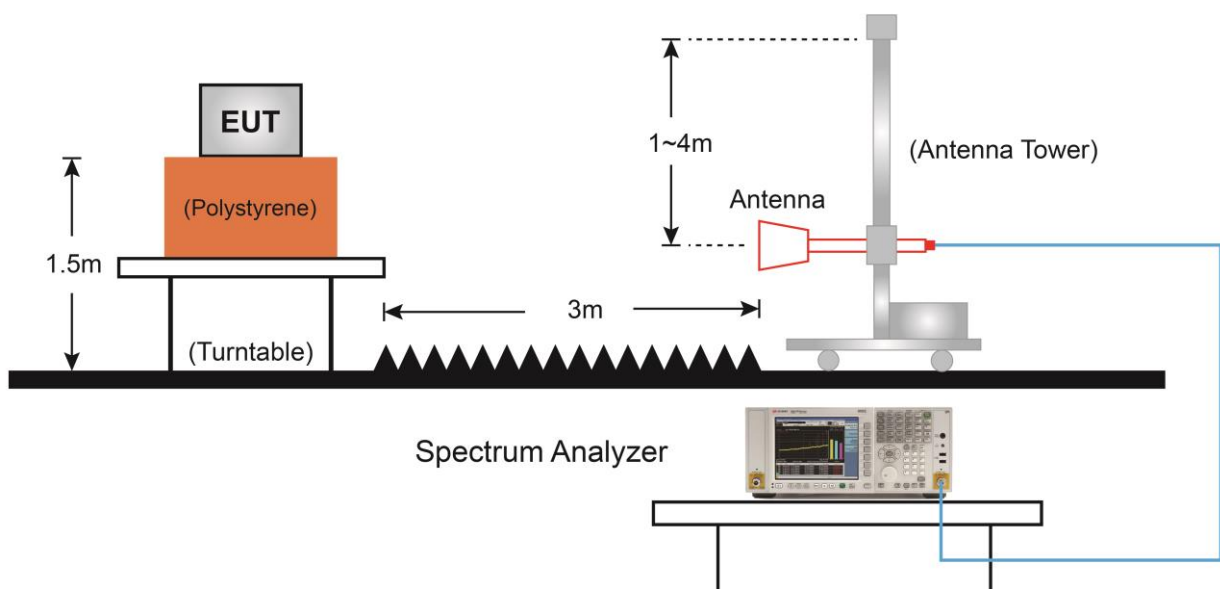
1. Analyzer center frequency was set to the frequency of the radiated spurious emission of interest
2. RBW = 1MHz
3. VBW; If the EUT is configured to transmit with duty cycle $\geq 98\%$, set VBW = 10 Hz.

If the EUT duty cycle is $< 98\%$, set $VBW \geq 1/T$. T is the minimum transmission duration.

802.11b	82 Hz	802.11n-HT20	180 Hz	802.11ax-HE20	180 Hz
802.11g	510 Hz	802.11n-HT40	180 Hz	802.11ax-HE20	180 Hz

4. Average Type = Voltage
5. Detector = Peak
6. Sweep time = auto
7. Trace mode = max hold
8. Trace was allowed to stabilize

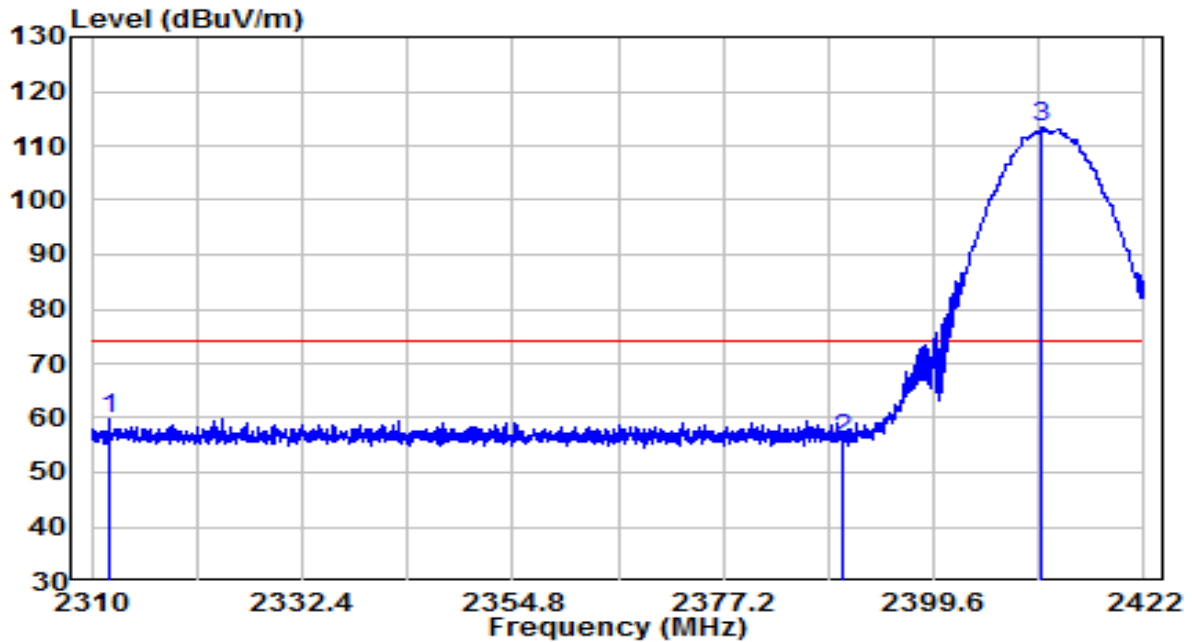
7.7.4. Test Setup



7.7.5. Test Result

Filter Configuration 1#

EUT	ACCESS POINT	Date of Test	2021-12-28
Factor	BBHA 9120D (1GHz~18GHz)_2021	Temp. / Humidity	25.4°C/58.2%
Polarity	Horizontal	Site / Test Engineer	AC1 / Jay Chu
Test Mode	Transmit by 802.11b at Channel 2412MHz	Test Voltage	120V/60Hz

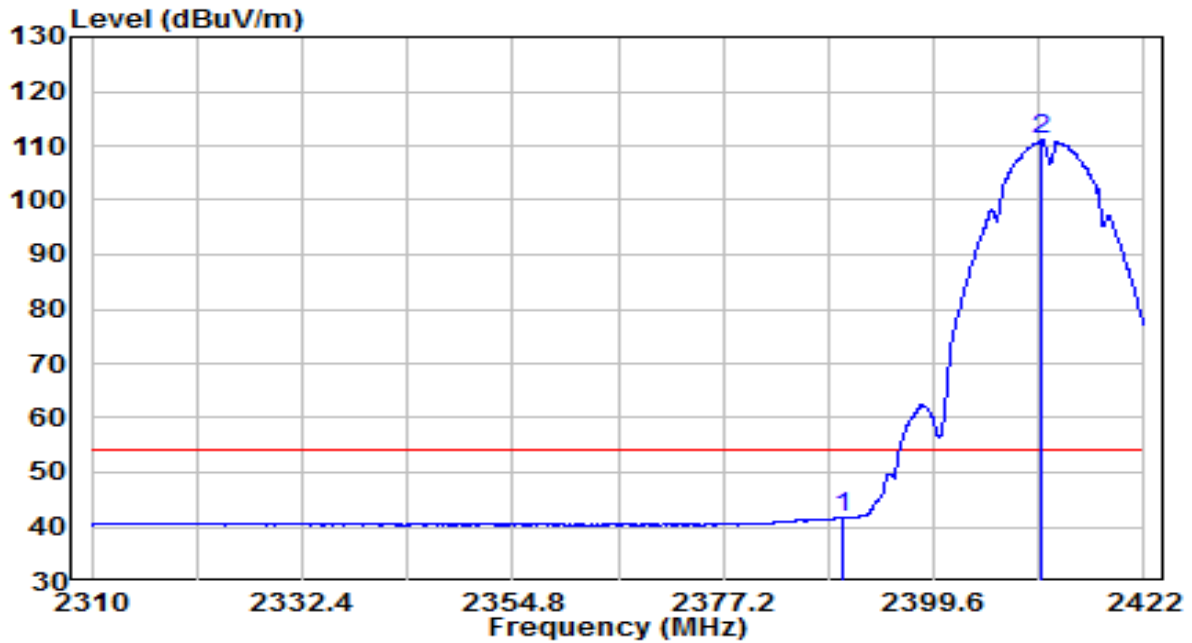


No	Frequency (MHz)	Reading (dB μ V)	C.F (dB/m)	Measurement (dB μ V/m)	Margin (dB)	Limit (dB μ V/m)	Remark (QP/PK/AV)
1	2311.792	27.98	31.89	59.87	-14.13	74.00	Peak
2	2390.000	23.68	32.22	55.90	-18.10	74.00	Peak
3	* 2411.136	81.02	32.31	113.32	N/A	N/A	Peak

Note:

1. " *", means this data is the worst emission level.
2. C.F (Correction Factor) = Antenna Factor (dB/m) + Cable Loss (dB).
3. Measurement(dB μ V/m) = Reading(dB μ V) + C.F (Correction Factor).

EUT	ACCESS POINT	Date of Test	2021-12-28
Factor	BBHA 9120D (1GHz~18GHz)_2021	Temp. / Humidity	25.4°C/58.2%
Polarity	Horizontal	Site / Test Engineer	AC1 / Jay Chu
Test Mode	Transmit by 802.11b at Channel 2412MHz	Test Voltage	120V/60Hz

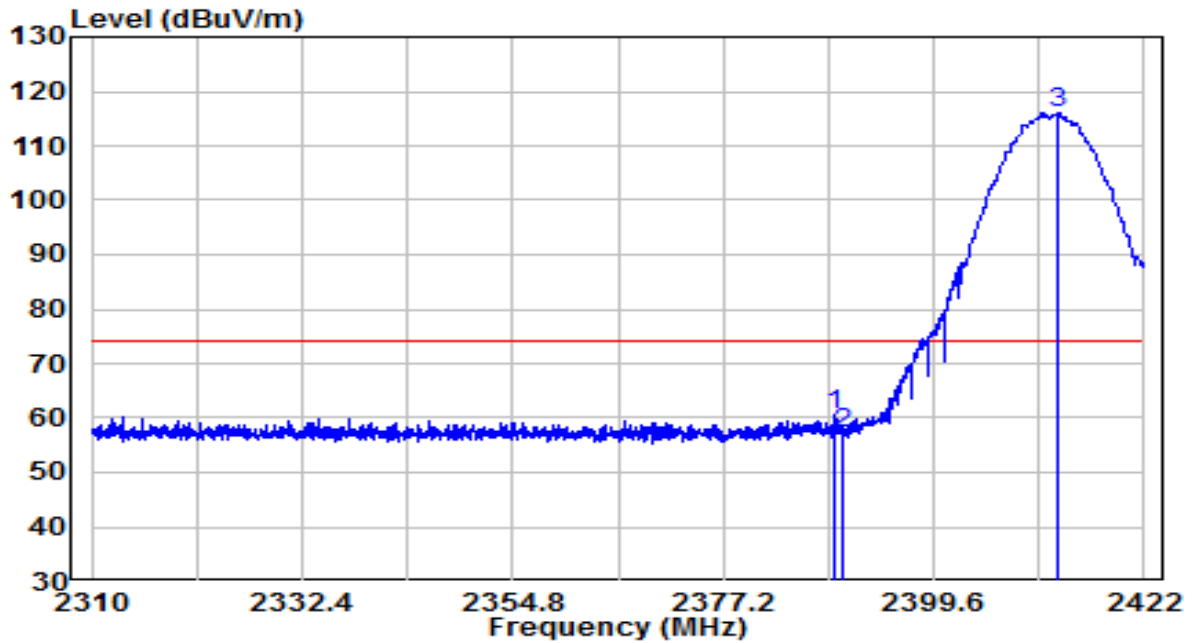


No	Frequency (MHz)	Reading (dB μ V)	C.F (dB/m)	Measurement (dB μ V/m)	Margin (dB)	Limit (dB μ V/m)	Remark (QP/PK/AV)
1	2390.000	9.55	32.22	41.77	-12.23	54.00	Average
2	* 2411.136	78.79	32.31	111.10	N/A	N/A	Average

Note:

1. " *", means this data is the worst emission level.
2. C.F (Correction Factor) = Antenna Factor (dB/m) + Cable Loss (dB).
3. Measurement(dB μ V/m) = Reading(dB μ V) + C.F (Correction Factor).

EUT	ACCESS POINT	Date of Test	2021-12-28
Factor	BBHA 9120D (1GHz~18GHz)_2021	Temp. / Humidity	25.4°C/58.2%
Polarity	Vertical	Site / Test Engineer	AC1 / Jay Chu
Test Mode	Transmit by 802.11b at Channel 2412MHz	Test Voltage	120V/60Hz

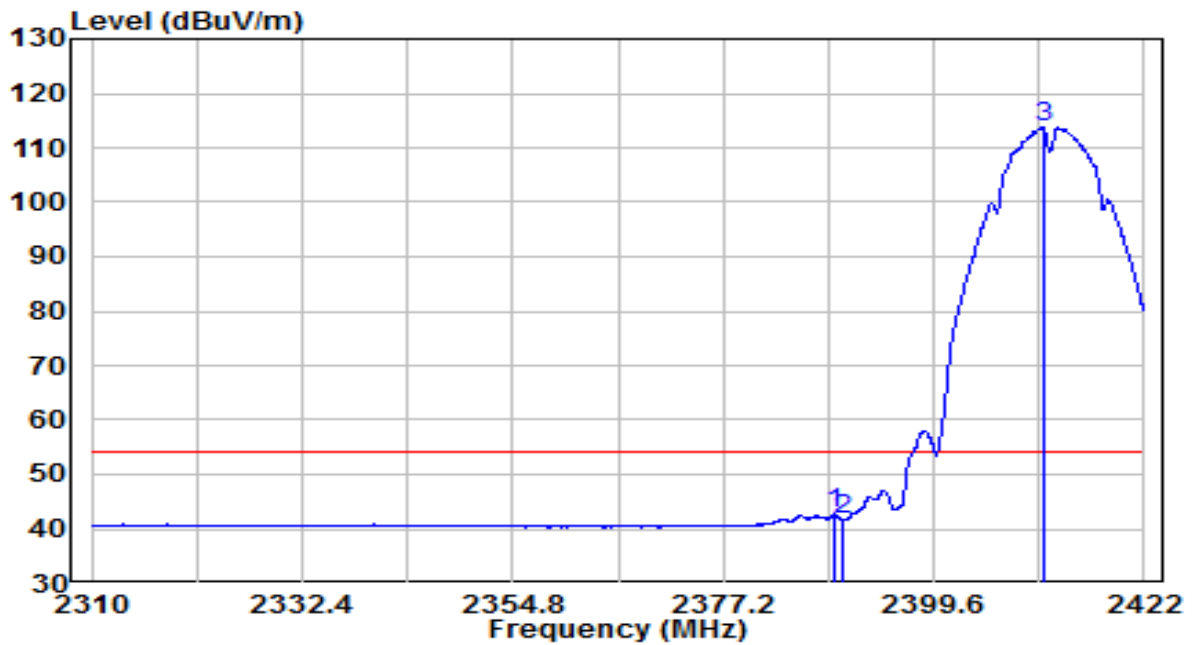


No	Frequency (MHz)	Reading (dB μ V)	C.F (dB/m)	Measurement (dB μ V/m)	Margin (dB)	Limit (dB μ V/m)	Remark (QP/PK/AV)
1	2389.072	28.30	32.21	60.51	-13.49	74.00	Peak
2	2390.000	25.06	32.22	57.28	-16.72	74.00	Peak
3	* 2412.872	83.71	32.31	116.02	N/A	N/A	Peak

Note:

1. " *", means this data is the worst emission level.
2. C.F (Correction Factor) = Antenna Factor (dB/m) + Cable Loss (dB).
3. Measurement(dB μ V/m) = Reading(dB μ V) + C.F (Correction Factor).

EUT	ACCESS POINT	Date of Test	2021-12-28
Factor	BBHA 9120D (1GHz~18GHz)_2021	Temp. / Humidity	25.4°C/58.2%
Polarity	Vertical	Site / Test Engineer	AC1 / Jay Chu
Test Mode	Transmit by 802.11b at Channel 2412MHz	Test Voltage	120V/60Hz

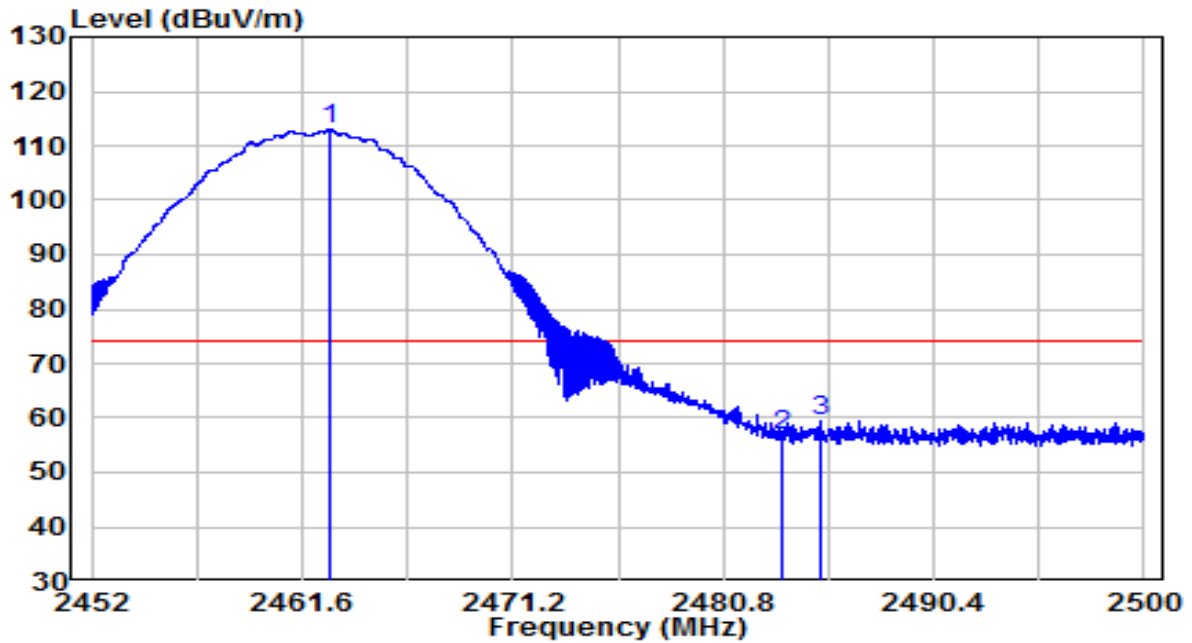


No	Frequency (MHz)	Reading (dB μ V)	C.F (dB/m)	Measurement (dB μ V/m)	Margin (dB)	Limit (dB μ V/m)	Remark (QP/PK/AV)
1	2388.960	10.44	32.21	42.65	-11.35	54.00	Average
2	2390.000	9.56	32.22	41.78	-12.22	54.00	Average
3	* 2411.248	81.44	32.31	113.75	N/A	N/A	Average

Note:

1. " *", means this data is the worst emission level.
2. C.F (Correction Factor) = Antenna Factor (dB/m) + Cable Loss (dB).
3. Measurement(dB μ V/m) = Reading(dB μ V) + C.F (Correction Factor).

EUT	ACCESS POINT	Date of Test	2021-12-28
Factor	BBHA 9120D (1GHz~18GHz)_2021	Temp. / Humidity	25.4°C/58.2%
Polarity	Horizontal	Site / Test Engineer	AC1 / Jay Chu
Test Mode	Transmit by 802.11b at Channel 2462MHz	Test Voltage	120V/60Hz

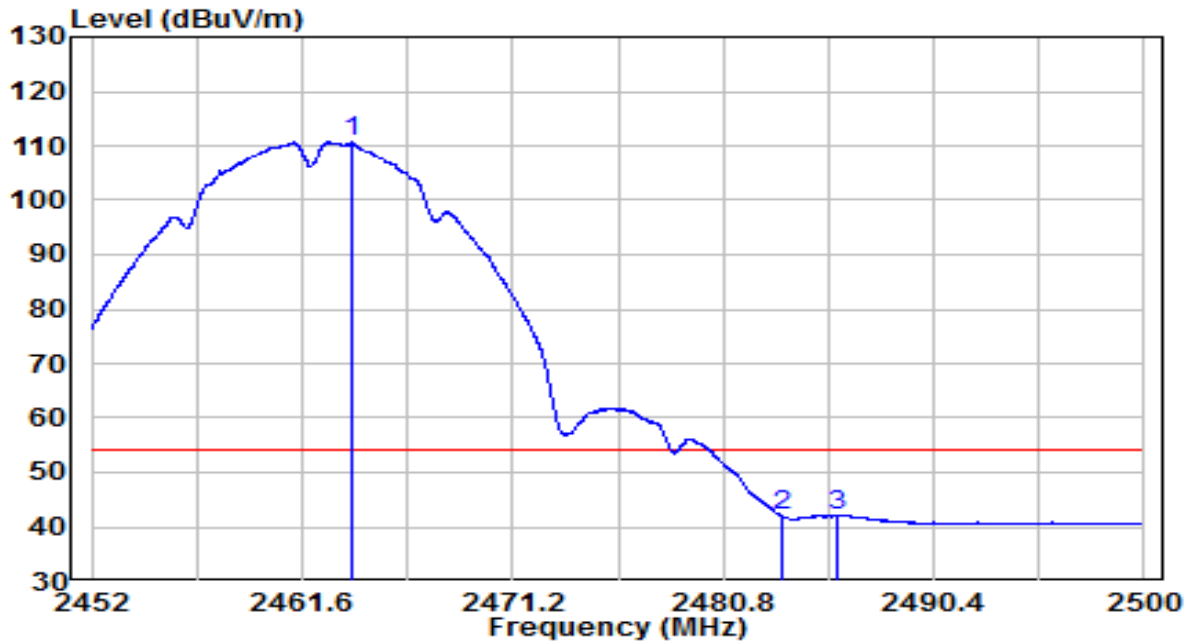


No	Frequency (MHz)	Reading (dB μ V)	C.F (dB/m)	Measurement (dB μ V/m)	Margin (dB)	Limit (dB μ V/m)	Remark (QP/PK/AV)	
1	*	2462.872	80.47	32.52	112.99	N/A	N/A	Peak
2		2483.500	24.13	32.61	56.74	-17.26	74.00	Peak
3		2485.240	26.70	32.62	59.32	-14.68	74.00	Peak

Note:

1. " *", means this data is the worst emission level.
2. C.F (Correction Factor) = Antenna Factor (dB/m) + Cable Loss (dB).
3. Measurement(dB μ V/m) = Reading(dB μ V) + C.F (Correction Factor).

EUT	ACCESS POINT	Date of Test	2021-12-28
Factor	BBHA 9120D (1GHz~18GHz)_2021	Temp. / Humidity	25.4°C/58.2%
Polarity	Horizontal	Site / Test Engineer	AC1 / Jay Chu
Test Mode	Transmit by 802.11b at Channel 2462MHz	Test Voltage	120V/60Hz

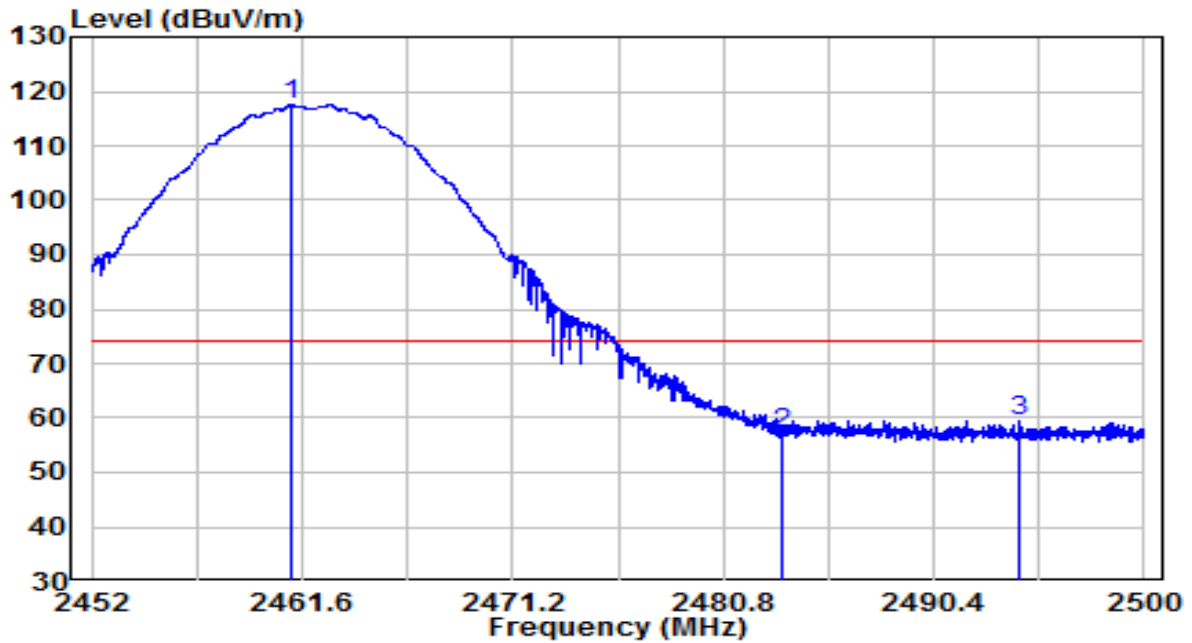


No	Frequency (MHz)	Reading (dB μ V)	C.F (dB/m)	Measurement (dB μ V/m)	Margin (dB)	Limit (dB μ V/m)	Remark (QP/PK/AV)
1	* 2463.928	78.23	32.53	110.76	N/A	N/A	Average
2	2483.500	9.29	32.61	41.90	-12.10	54.00	Average
3	2485.984	9.49	32.62	42.12	-11.88	54.00	Average

Note:

1. " *", means this data is the worst emission level.
2. C.F (Correction Factor) = Antenna Factor (dB/m) + Cable Loss (dB).
3. Measurement(dB μ V/m) = Reading(dB μ V) + C.F (Correction Factor).

EUT	ACCESS POINT	Date of Test	2021-12-28
Factor	BBHA 9120D (1GHz~18GHz)_2021	Temp. / Humidity	25.4°C/58.2%
Polarity	Vertical	Site / Test Engineer	AC1 / Jay Chu
Test Mode	Transmit by 802.11b at Channel 2462MHz	Test Voltage	120V/60Hz

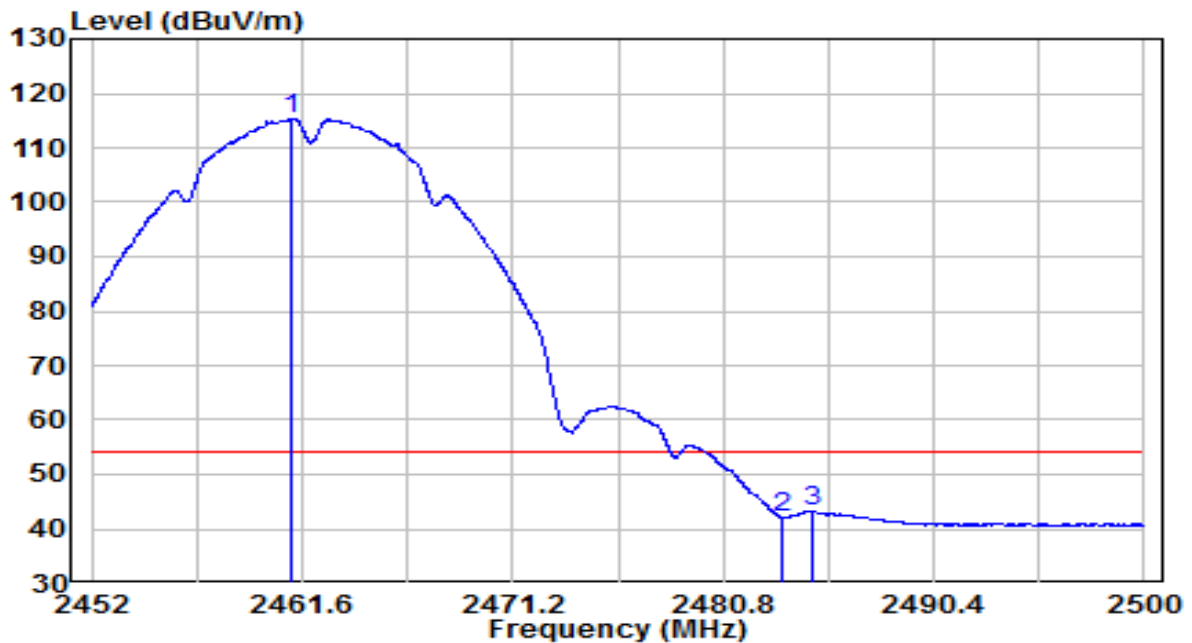


No	Frequency (MHz)	Reading (dBμV)	C.F (dB/m)	Measurement (dBμV/m)	Margin (dB)	Limit (dBμV/m)	Remark (QP/PK/AV)
1	*	85.06	32.52	117.58	N/A	N/A	Peak
2		24.73	32.61	57.34	-16.66	74.00	Peak
3		26.83	32.66	59.49	-14.51	74.00	Peak

Note:

1. "*" means this data is the worst emission level.
2. C.F (Correction Factor) = Antenna Factor (dB/m) + Cable Loss (dB).
3. Measurement(dBμV/m) = Reading(dBμV) + C.F (Correction Factor).

EUT	ACCESS POINT	Date of Test	2021-12-28
Factor	BBHA 9120D (1GHz~18GHz)_2021	Temp. / Humidity	25.4°C/58.2%
Polarity	Vertical	Site / Test Engineer	AC1 / Jay Chu
Test Mode	Transmit by 802.11b at Channel 2462MHz	Test Voltage	120V/60Hz

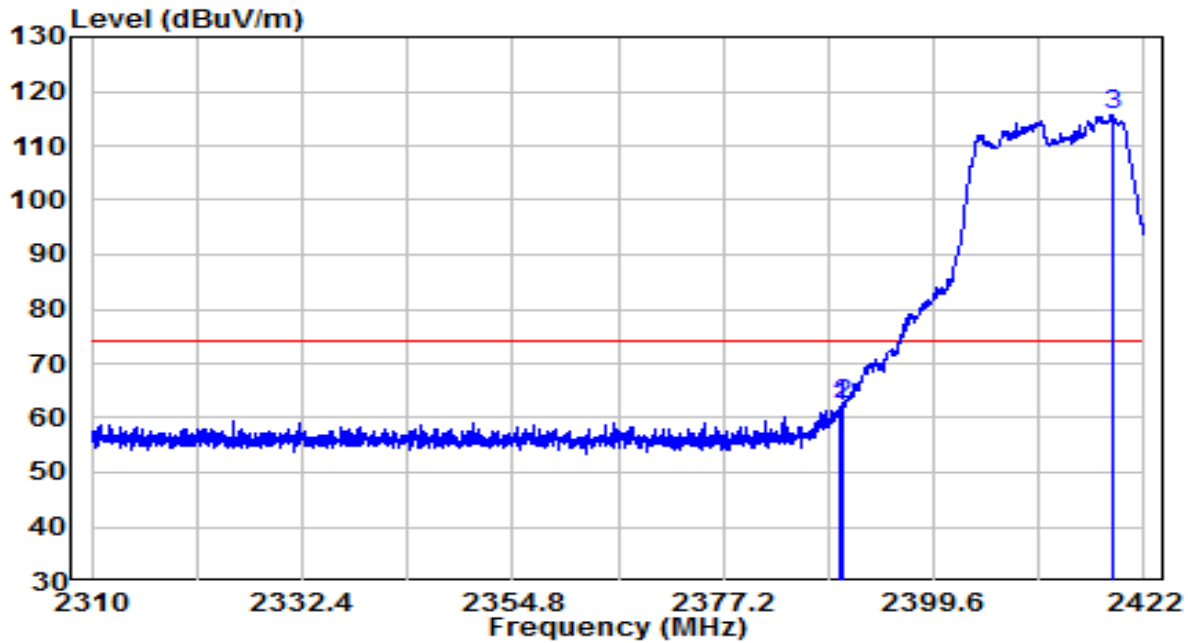


No	Frequency (MHz)	Reading (dB μ V)	C.F (dB/m)	Measurement (dB μ V/m)	Margin (dB)	Limit (dB μ V/m)	Remark (QP/PK/AV)	
1	*	2461.144	82.85	32.52	115.37	N/A	N/A	Average
2		2483.500	9.52	32.61	42.13	-11.87	54.00	Average
3		2484.808	10.72	32.62	43.34	-10.66	54.00	Average

Note:

1. " *", means this data is the worst emission level.
2. C.F (Correction Factor) = Antenna Factor (dB/m) + Cable Loss (dB).
3. Measurement(dB μ V/m) = Reading(dB μ V) + C.F (Correction Factor).

EUT	ACCESS POINT	Date of Test	2021-12-28
Factor	BBHA 9120D (1GHz~18GHz)_2021	Temp. / Humidity	25.4°C/58.2%
Polarity	Horizontal	Site / Test Engineer	AC1 / Jay Chu
Test Mode	Transmit by 802.11g at Channel 2412MHz	Test Voltage	120V/60Hz

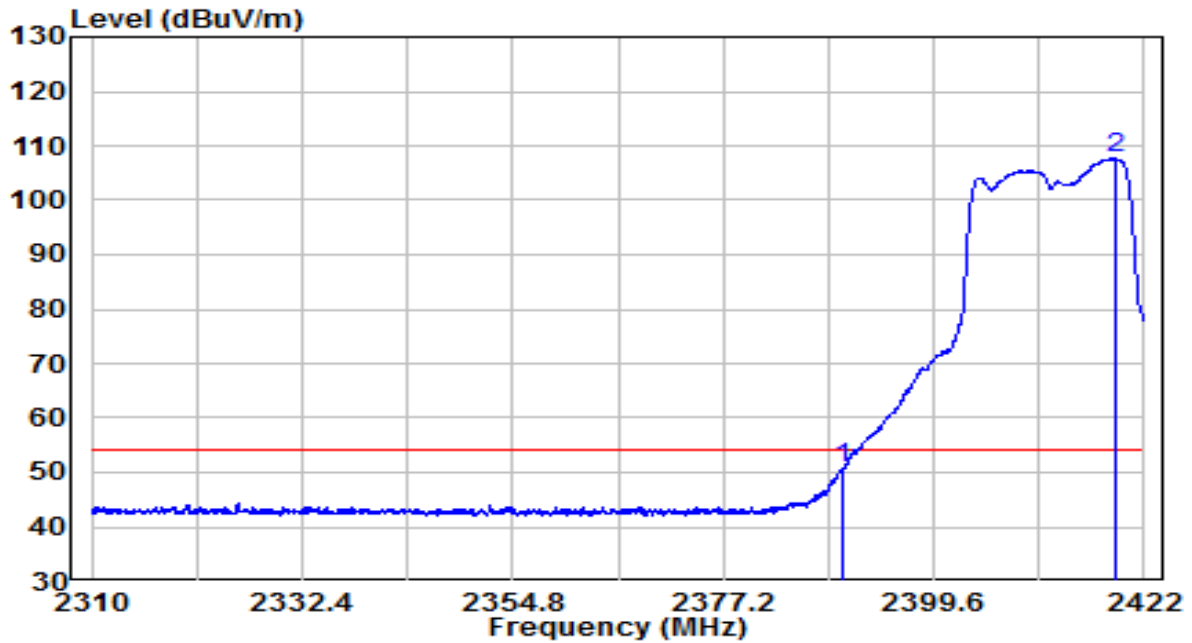


No	Frequency (MHz)	Reading (dBμV)	C.F (dB/m)	Measurement (dBμV/m)	Margin (dB)	Limit (dBμV/m)	Remark (QP/PK/AV)
1	2389.520	29.77	32.22	61.99	-12.01	74.00	Peak
2	2390.000	30.19	32.22	62.41	-11.59	74.00	Peak
3	* 2418.696	83.49	32.34	115.83	N/A	N/A	Peak

Note:

1. " *", means this data is the worst emission level.
2. C.F (Correction Factor) = Antenna Factor (dB/m) + Cable Loss (dB).
3. Measurement(dBμV/m) = Reading(dBμV) + C.F (Correction Factor).

EUT	ACCESS POINT	Date of Test	2021-12-28
Factor	BBHA 9120D (1GHz~18GHz)_2021	Temp. / Humidity	25.4°C/58.2%
Polarity	Horizontal	Site / Test Engineer	AC1 / Jay Chu
Test Mode	Transmit by 802.11g at Channel 2412MHz	Test Voltage	120V/60Hz

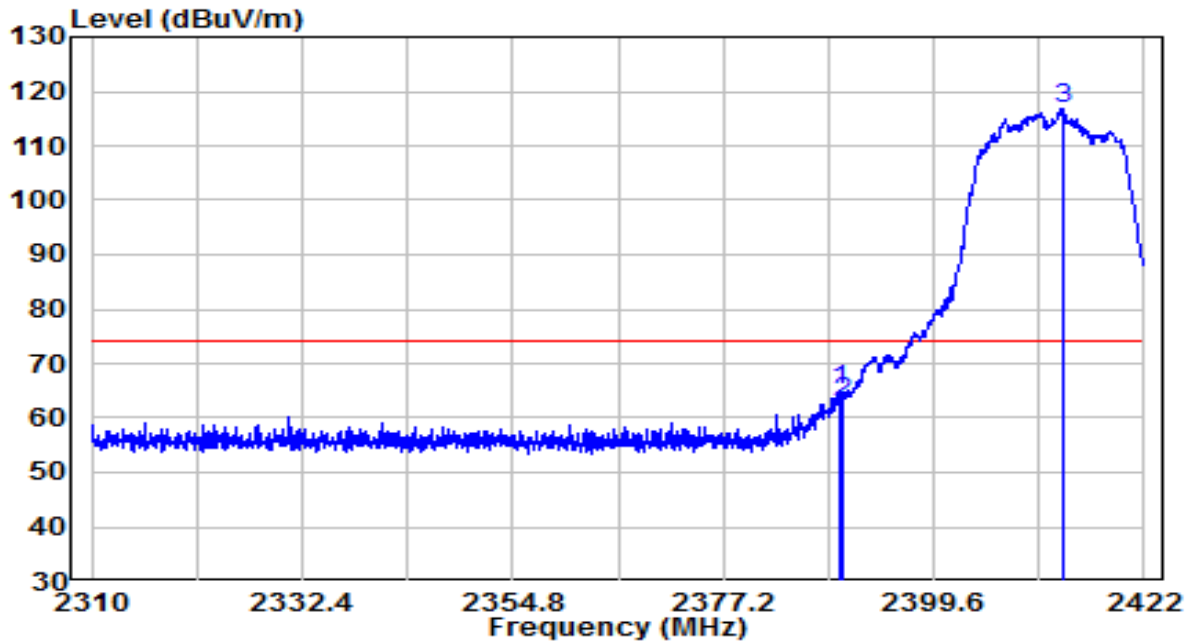


No	Frequency (MHz)	Reading (dB μ V)	C.F (dB/m)	Measurement (dB μ V/m)	Margin (dB)	Limit (dB μ V/m)	Remark (QP/PK/AV)
1	2390.000	18.72	32.22	50.93	-3.07	54.00	Average
2	* 2418.920	75.28	32.34	107.62	N/A	N/A	Average

Note:

1. " *", means this data is the worst emission level.
2. C.F (Correction Factor) = Antenna Factor (dB/m) + Cable Loss (dB).
3. Measurement(dB μ V/m) = Reading(dB μ V) + C.F (Correction Factor).

EUT	ACCESS POINT	Date of Test	2021-12-28
Factor	BBHA 9120D (1GHz~18GHz)_2021	Temp. / Humidity	25.4°C/58.2%
Polarity	Vertical	Site / Test Engineer	AC1 / Jay Chu
Test Mode	Transmit by 802.11g at Channel 2412MHz	Test Voltage	120V/60Hz

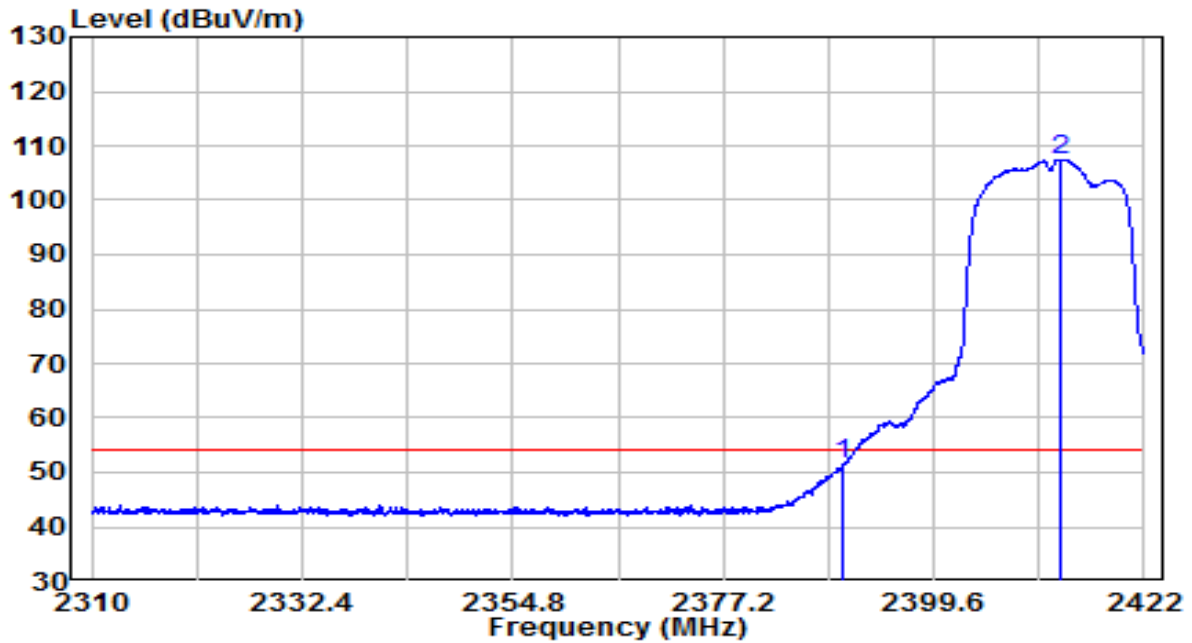


No	Frequency (MHz)	Reading (dBμV)	C.F (dB/m)	Measurement (dBμV/m)	Margin (dB)	Limit (dBμV/m)	Remark (QP/PK/AV)
1	2389.632	32.70	32.22	64.92	-9.08	74.00	Peak
2	2390.000	30.69	32.22	62.91	-11.09	74.00	Peak
3	* 2413.264	84.56	32.32	116.88	N/A	N/A	Peak

Note:

1. " *", means this data is the worst emission level.
2. C.F (Correction Factor) = Antenna Factor (dB/m) + Cable Loss (dB).
3. Measurement(dBμV/m) = Reading(dBμV) + C.F (Correction Factor).

EUT	ACCESS POINT	Date of Test	2021-12-28
Factor	BBHA 9120D (1GHz~18GHz)_2021	Temp. / Humidity	25.4°C/58.2%
Polarity	Vertical	Site / Test Engineer	AC1 / Jay Chu
Test Mode	Transmit by 802.11g at Channel 2412MHz	Test Voltage	120V/60Hz

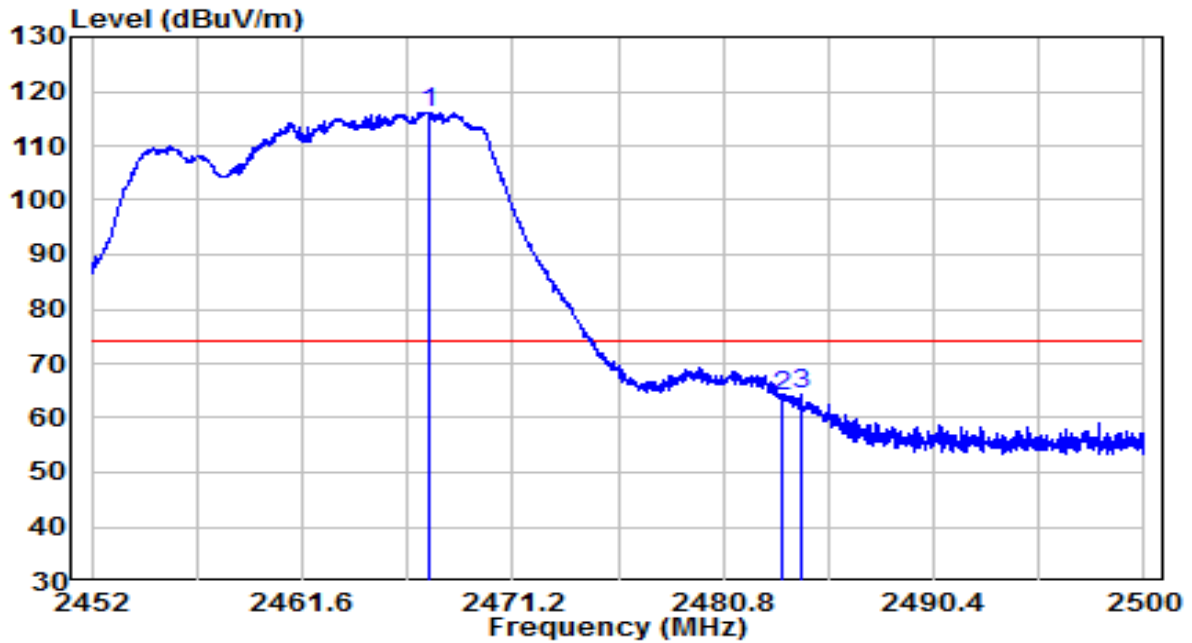


No	Frequency (MHz)	Reading (dB μ V)	C.F (dB/m)	Measurement (dB μ V/m)	Margin (dB)	Limit (dB μ V/m)	Remark (QP/PK/AV)
1	2390.000	19.34	32.22	51.56	-2.44	54.00	Average
2	* 2413.040	75.18	32.31	107.49	N/A	N/A	Average

Note:

1. " *", means this data is the worst emission level.
2. C.F (Correction Factor) = Antenna Factor (dB/m) + Cable Loss (dB).
3. Measurement(dB μ V/m) = Reading(dB μ V) + C.F (Correction Factor).

EUT	ACCESS POINT	Date of Test	2021-12-28
Factor	BBHA 9120D (1GHz~18GHz)_2021	Temp. / Humidity	25.4°C/58.2%
Polarity	Horizontal	Site / Test Engineer	AC1 / Jay Chu
Test Mode	Transmit by 802.11g at Channel 2462MHz	Test Voltage	120V/60Hz

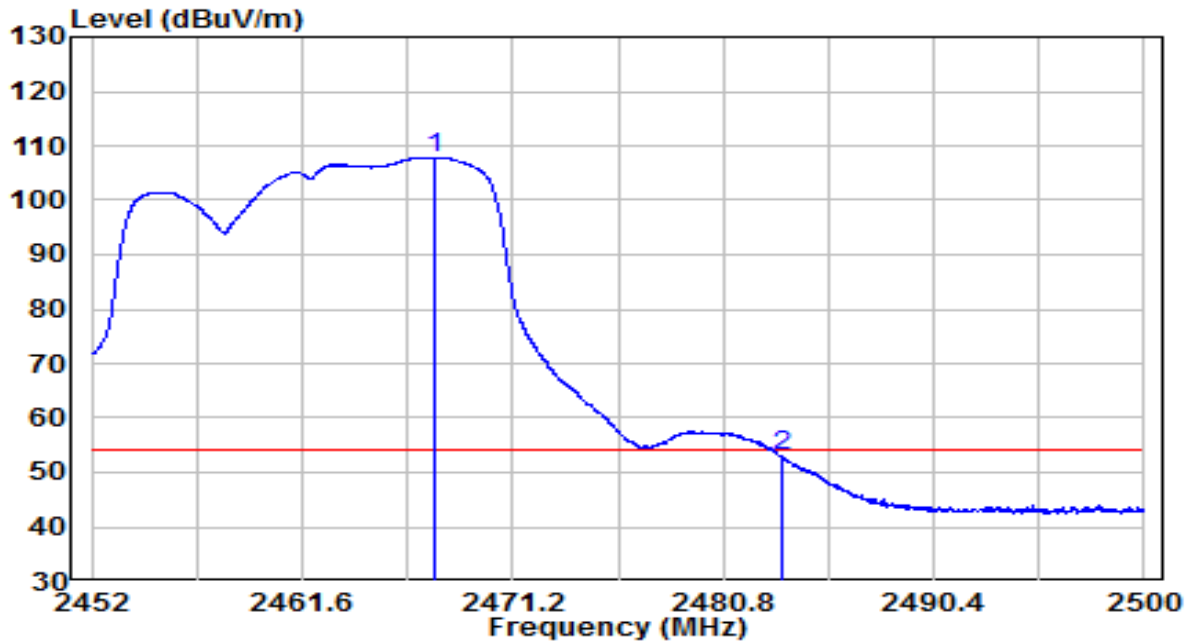


No	Frequency (MHz)	Reading (dB μ V)	C.F (dB/m)	Measurement (dB μ V/m)	Margin (dB)	Limit (dB μ V/m)	Remark (QP/PK/AV)	
1	*	2467.336	83.68	32.54	116.22	N/A	N/A	Peak
2		2483.500	31.32	32.61	63.93	-10.07	74.00	Peak
3		2484.400	31.65	32.61	64.26	-9.74	74.00	Peak

Note:

1. " *", means this data is the worst emission level.
2. C.F (Correction Factor) = Antenna Factor (dB/m) + Cable Loss (dB).
3. Measurement(dB μ V/m) = Reading(dB μ V) + C.F (Correction Factor).

EUT	ACCESS POINT	Date of Test	2021-12-28
Factor	BBHA 9120D (1GHz~18GHz)_2021	Temp. / Humidity	25.4°C/58.2%
Polarity	Horizontal	Site / Test Engineer	AC1 / Jay Chu
Test Mode	Transmit by 802.11g at Channel 2462MHz	Test Voltage	120V/60Hz

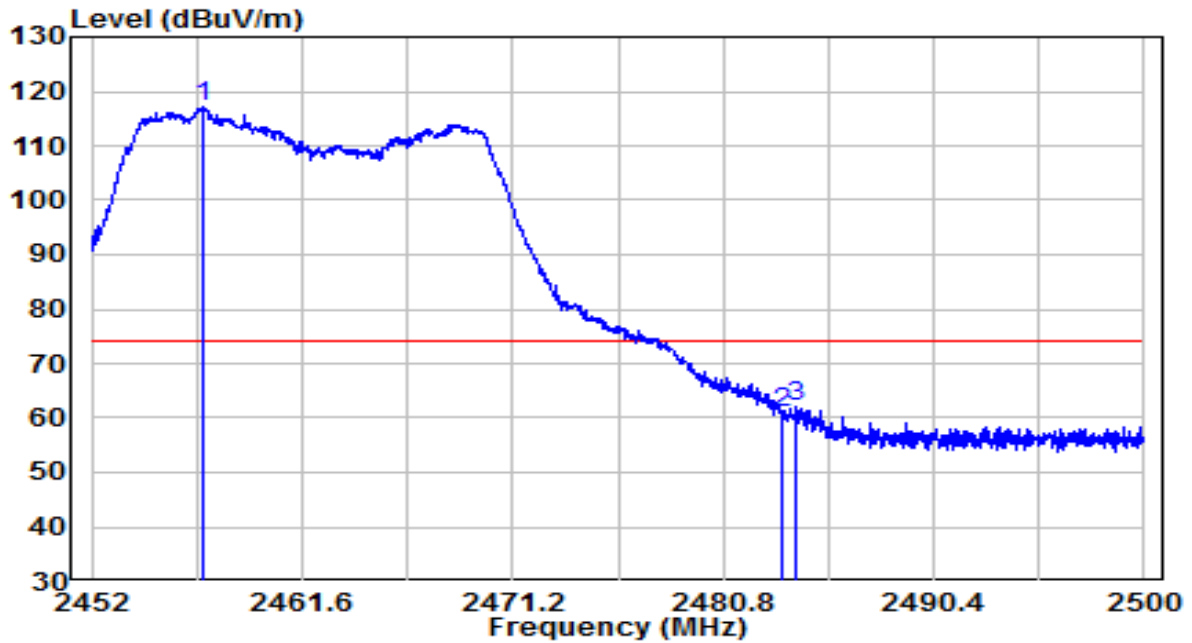


No	Frequency (MHz)	Reading (dB μ V)	C.F (dB/m)	Measurement (dB μ V/m)	Margin (dB)	Limit (dB μ V/m)	Remark (QP/PK/AV)
1	*	75.36	32.54	107.90	N/A	N/A	Average
2		20.24	32.61	52.85	-1.15	54.00	Average

Note:

1. " *", means this data is the worst emission level.
2. C.F (Correction Factor) = Antenna Factor (dB/m) + Cable Loss (dB).
3. Measurement(dB μ V/m) = Reading(dB μ V) + C.F (Correction Factor).

EUT	ACCESS POINT	Date of Test	2021-12-28
Factor	BBHA 9120D (1GHz~18GHz)_2021	Temp. / Humidity	25.4°C/58.2%
Polarity	Vertical	Site / Test Engineer	AC1 / Jay Chu
Test Mode	Transmit by 802.11g at Channel 2462MHz	Test Voltage	120V/60Hz

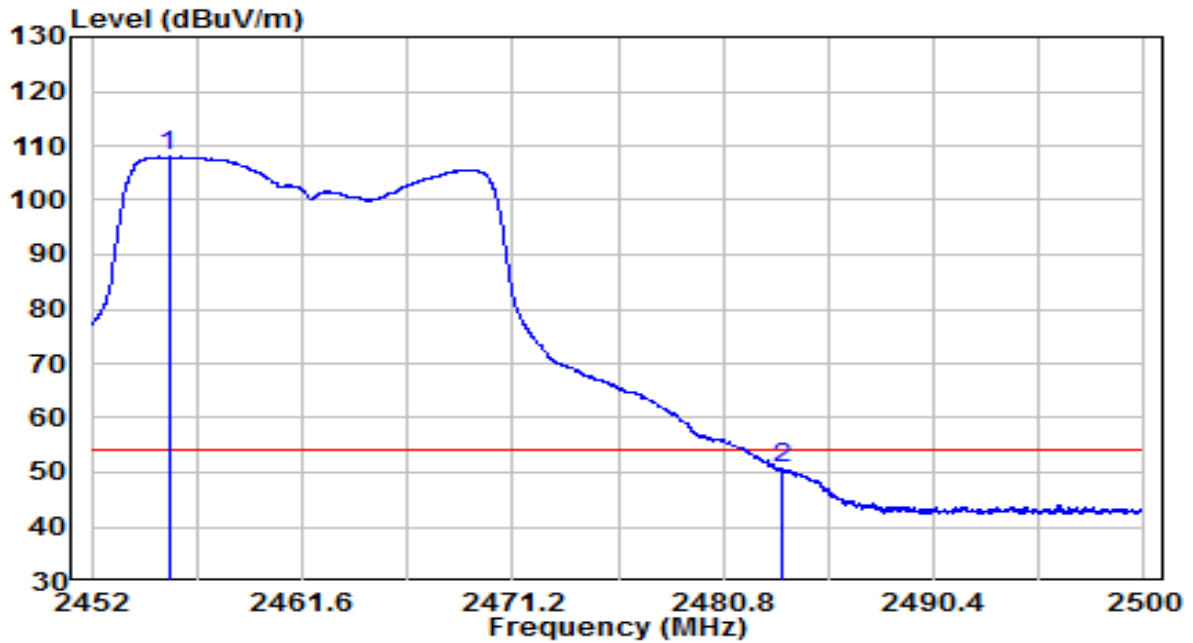


No	Frequency (MHz)	Reading (dBμV)	C.F (dB/m)	Measurement (dBμV/m)	Margin (dB)	Limit (dBμV/m)	Remark (QP/PK/AV)
1	*	84.55	32.50	117.05	N/A	N/A	Peak
2		28.22	32.61	60.83	-13.17	74.00	Peak
3		29.53	32.61	62.15	-11.85	74.00	Peak

Note:

1. " *", means this data is the worst emission level.
2. C.F (Correction Factor) = Antenna Factor (dB/m) + Cable Loss (dB).
3. Measurement(dBμV/m) = Reading(dBμV) + C.F (Correction Factor).

EUT	ACCESS POINT	Date of Test	2021-12-28
Factor	BBHA 9120D (1GHz~18GHz)_2021	Temp. / Humidity	25.4°C/58.2%
Polarity	Vertical	Site / Test Engineer	AC1 / Jay Chu
Test Mode	Transmit by 802.11g at Channel 2462MHz	Test Voltage	120V/60Hz

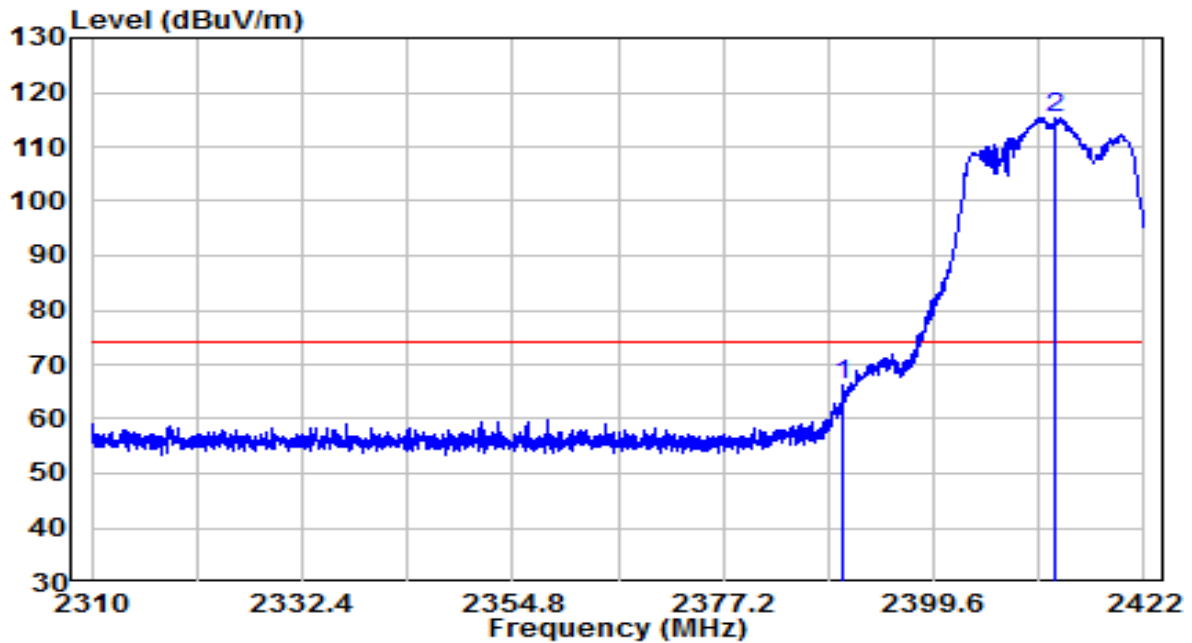


No	Frequency (MHz)	Reading (dBμV)	C.F (dB/m)	Measurement (dBμV/m)	Margin (dB)	Limit (dBμV/m)	Remark (QP/PK/AV)
1	* 2455.504	75.47	32.49	107.96	N/A	N/A	Average
2	2483.488	17.96	32.61	50.58	-3.42	54.00	Average

Note:

1. " *", means this data is the worst emission level.
2. C.F (Correction Factor) = Antenna Factor (dB/m) + Cable Loss (dB).
3. Measurement(dBμV/m) = Reading(dBμV) + C.F (Correction Factor).

EUT	ACCESS POINT	Date of Test	2021-12-28
Factor	BBHA 9120D (1GHz~18GHz)_2021	Temp. / Humidity	23.6°C/41.4%
Polarity	Vertical	Site / Test Engineer	AC1 / Jay Chu
Test Mode	Transmit by 802.11n-HT20 at Channel 2412MHz	Test Voltage	120V/60Hz

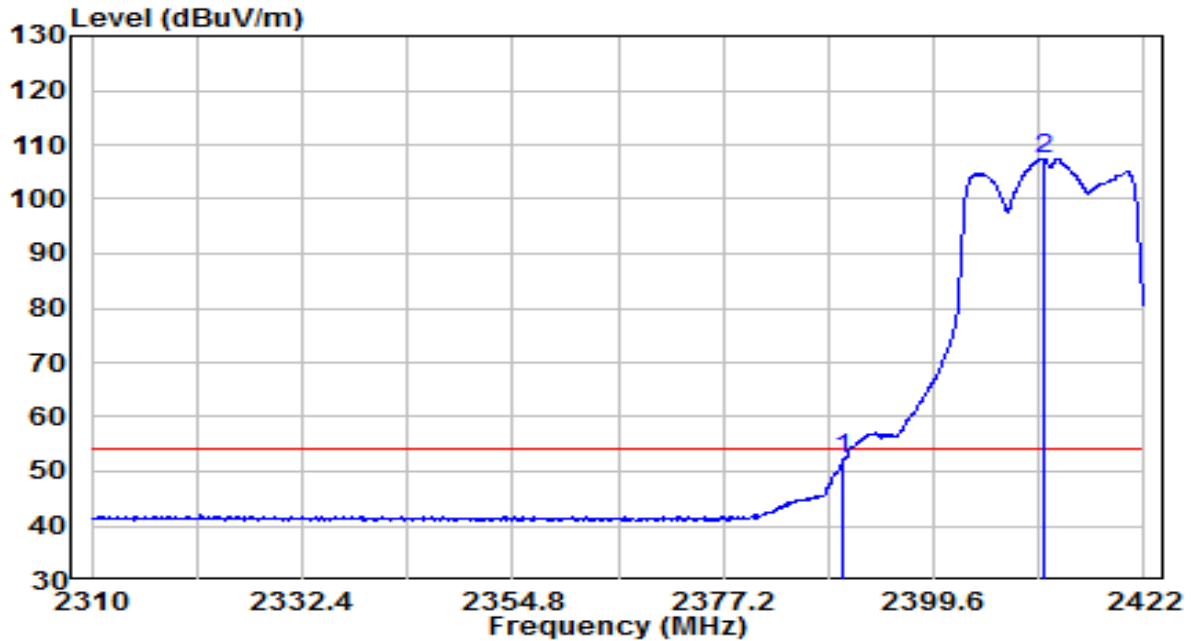


No	Frequency (MHz)	Reading (dB μ V)	C.F (dB/m)	Measurement (dB μ V/m)	Margin (dB)	Limit (dB μ V/m)	Remark (QP/PK/AV)
1	2390.000	33.98	32.22	66.20	-7.80	74.00	Peak
2	* 2412.536	83.15	32.31	115.46	N/A	N/A	Peak

Note:

1. " *", means this data is the worst emission level.
2. C.F (Correction Factor) = Antenna Factor (dB/m) + Cable Loss (dB).
3. Measurement(dB μ V/m) = Reading(dB μ V) + C.F (Correction Factor).

EUT	ACCESS POINT	Date of Test	2021-12-28
Factor	BBHA 9120D (1GHz~18GHz)_2021	Temp. / Humidity	23.6°C/41.4%
Polarity	Vertical	Site / Test Engineer	AC1 / Jay Chu
Test Mode	Transmit by 802.11n-HT20 at Channel 2412MHz	Test Voltage	120V/60Hz

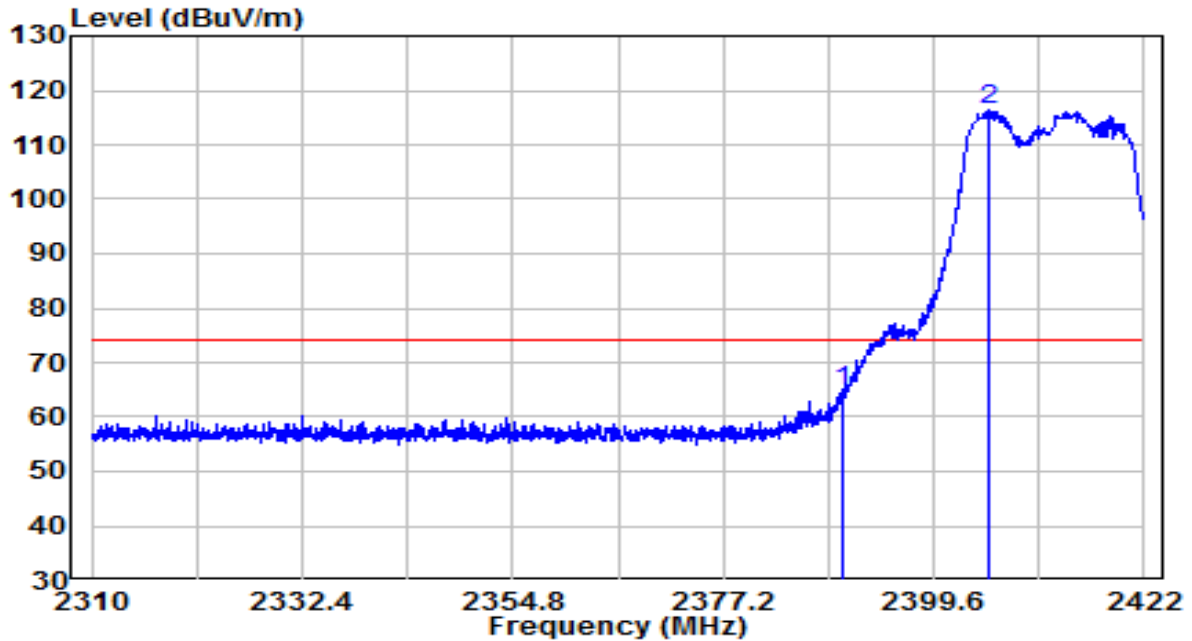


No	Frequency (MHz)	Reading (dB μ V)	C.F (dB/m)	Measurement (dB μ V/m)	Margin (dB)	Limit (dB μ V/m)	Remark (QP/PK/AV)
1	2390.000	19.92	32.22	52.14	-1.86	54.00	Average
2	* 2411.360	75.11	32.31	107.42	N/A	N/A	Average

Note:

1. " *", means this data is the worst emission level.
2. C.F (Correction Factor) = Antenna Factor (dB/m) + Cable Loss (dB).
3. Measurement(dB μ V/m) = Reading(dB μ V) + C.F (Correction Factor).

EUT	ACCESS POINT	Date of Test	2021-12-28
Factor	BBHA 9120D (1GHz~18GHz)_2021	Temp. / Humidity	23.6°C/41.4%
Polarity	Horizontal	Site / Test Engineer	AC1 / Jay Chu
Test Mode	Transmit by 802.11n-HT20 at Channel 2412MHz	Test Voltage	120V/60Hz

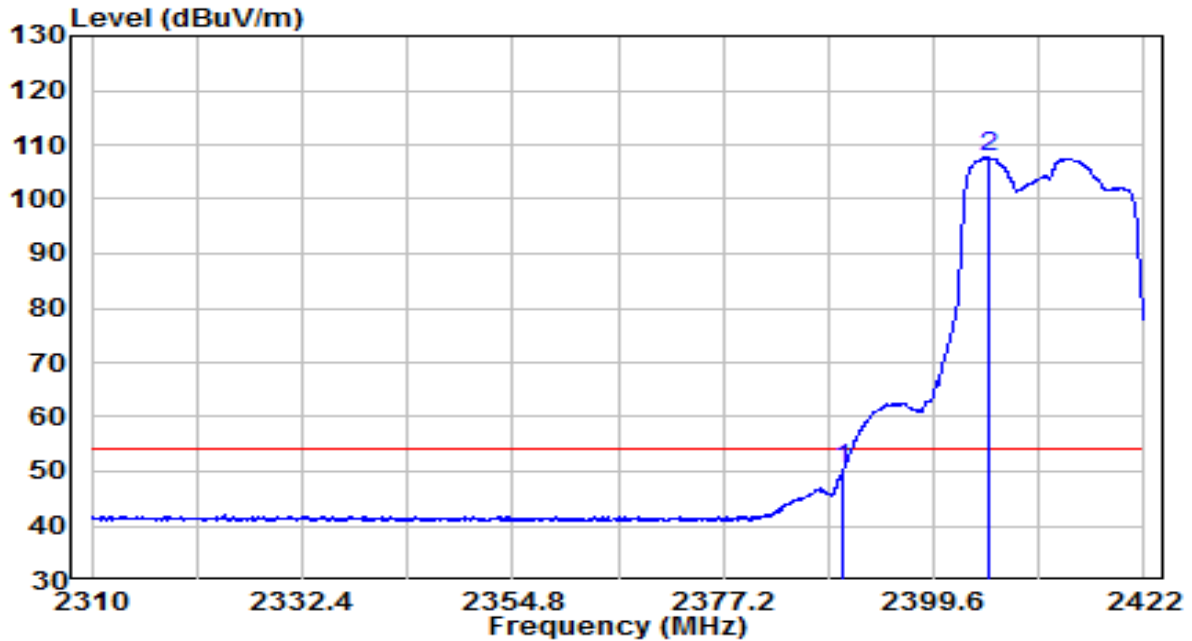


No	Frequency (MHz)	Reading (dB μ V)	C.F (dB/m)	Measurement (dB μ V/m)	Margin (dB)	Limit (dB μ V/m)	Remark (QP/PK/AV)
1	2390.000	32.55	32.22	64.77	-9.23	74.00	Peak
2	* 2405.536	84.08	32.28	116.36	N/A	N/A	Peak

Note:

1. " *", means this data is the worst emission level.
2. C.F (Correction Factor) = Antenna Factor (dB/m) + Cable Loss (dB).
3. Measurement(dB μ V/m) = Reading(dB μ V) + C.F (Correction Factor).

EUT	ACCESS POINT	Date of Test	2021-12-28
Factor	BBHA 9120D (1GHz~18GHz)_2021	Temp. / Humidity	23.6°C/41.4%
Polarity	Horizontal	Site / Test Engineer	AC1 / Jay Chu
Test Mode	Transmit by 802.11n-HT20 at Channel 2412MHz	Test Voltage	120V/60Hz

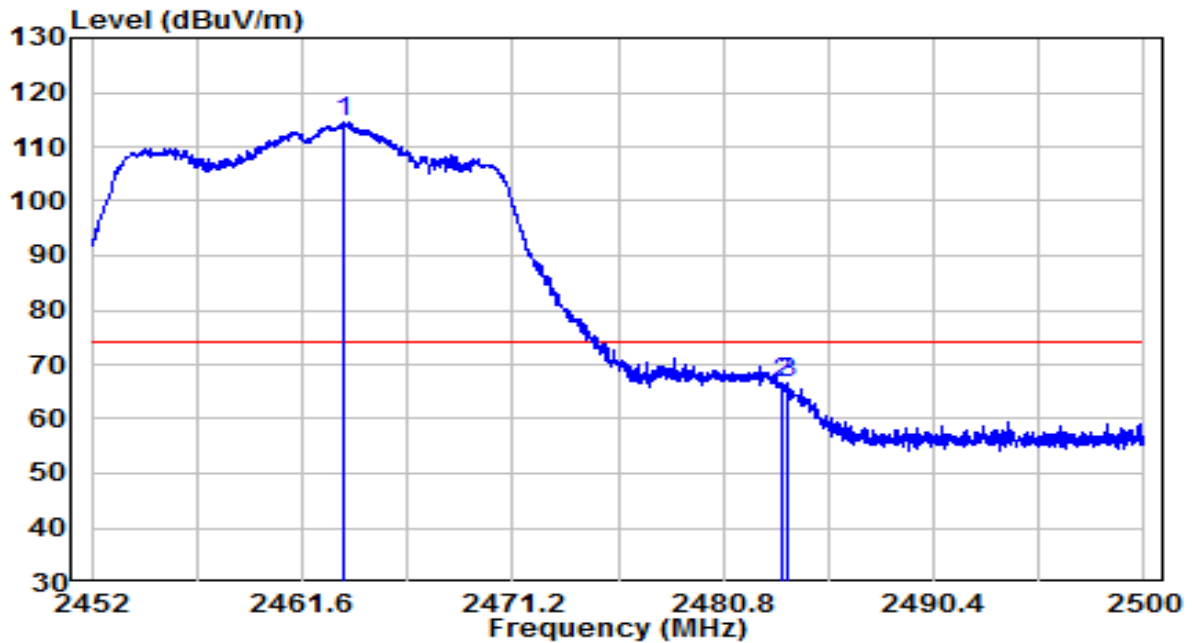


No	Frequency (MHz)	Reading (dBμV)	C.F (dB/m)	Measurement (dBμV/m)	Margin (dB)	Limit (dBμV/m)	Remark (QP/PK/AV)
1	2390.000	18.16	32.22	50.38	-3.62	54.00	Average
2	* 2405.424	75.32	32.28	107.61	N/A	N/A	Average

Note:

1. " *", means this data is the worst emission level.
2. C.F (Correction Factor) = Antenna Factor (dB/m) + Cable Loss (dB).
3. Measurement(dBμV/m) = Reading(dBμV) + C.F (Correction Factor).

EUT	ACCESS POINT	Date of Test	2021-12-28
Factor	BBHA 9120D (1GHz~18GHz)_2021	Temp. / Humidity	23.6°C/41.4%
Polarity	Horizontal	Site / Test Engineer	AC1 / Jay Chu
Test Mode	Transmit by 802.11n-HT20 at Channel 2462MHz	Test Voltage	120V/60Hz

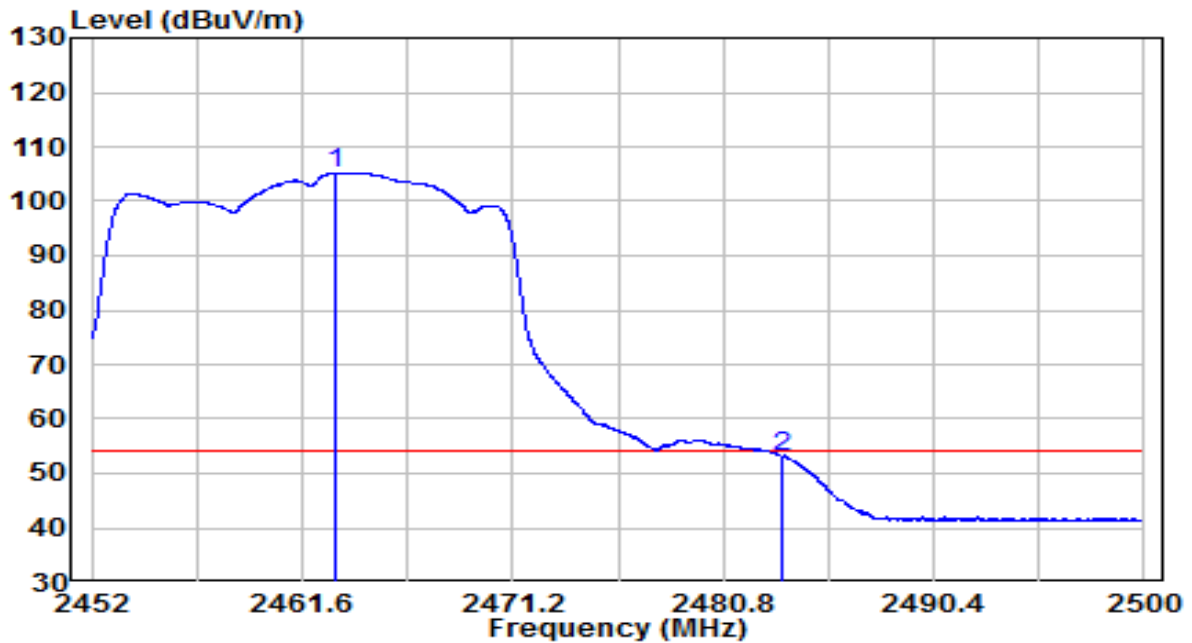


No	Frequency (MHz)	Reading (dB μ V)	C.F (dB/m)	Measurement (dB μ V/m)	Margin (dB)	Limit (dB μ V/m)	Remark (QP/PK/AV)
1	* 2463.520	81.93	32.53	114.46	N/A	N/A	Peak
2	2483.500	33.80	32.61	66.42	-7.58	74.00	Peak
3	2483.728	33.85	32.61	66.47	-7.53	74.00	Peak

Note:

1. " *", means this data is the worst emission level.
2. C.F (Correction Factor) = Antenna Factor (dB/m) + Cable Loss (dB).
3. Measurement(dB μ V/m) = Reading(dB μ V) + C.F (Correction Factor).

EUT	ACCESS POINT	Date of Test	2021-12-28
Factor	BBHA 9120D (1GHz~18GHz)_2021	Temp. / Humidity	23.6°C/41.4%
Polarity	Horizontal	Site / Test Engineer	AC1 / Jay Chu
Test Mode	Transmit by 802.11n-HT20 at Channel 2462MHz	Test Voltage	120V/60Hz

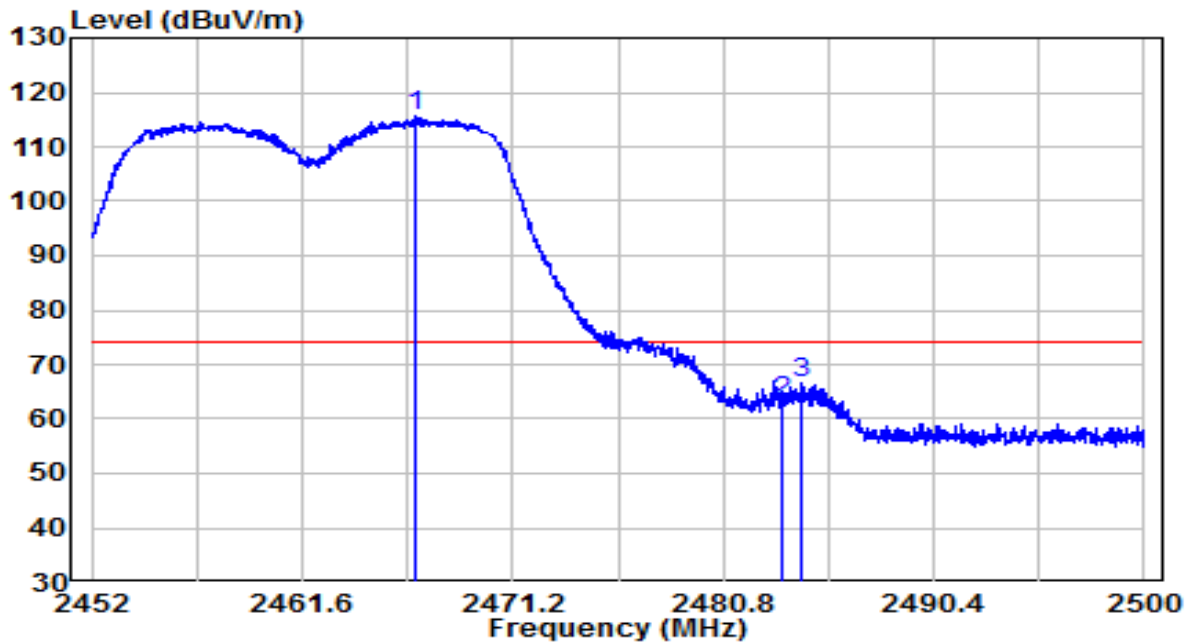


No	Frequency (MHz)	Reading (dB μ V)	C.F (dB/m)	Measurement (dB μ V/m)	Margin (dB)	Limit (dB μ V/m)	Remark (QP/PK/AV)	
1	*	2463.136	72.70	32.53	105.23	N/A	N/A	Average
2		2483.500	20.46	32.61	53.07	-0.93	54.00	Average

Note:

1. " *", means this data is the worst emission level.
2. C.F (Correction Factor) = Antenna Factor (dB/m) + Cable Loss (dB).
3. Measurement(dB μ V/m) = Reading(dB μ V) + C.F (Correction Factor).

EUT	ACCESS POINT	Date of Test	2021-12-28
Factor	BBHA 9120D (1GHz~18GHz)_2021	Temp. / Humidity	23.6°C/41.4%
Polarity	Vertical	Site / Test Engineer	AC1 / Jay Chu
Test Mode	Transmit by 802.11n-HT20 at Channel 2462MHz	Test Voltage	120V/60Hz

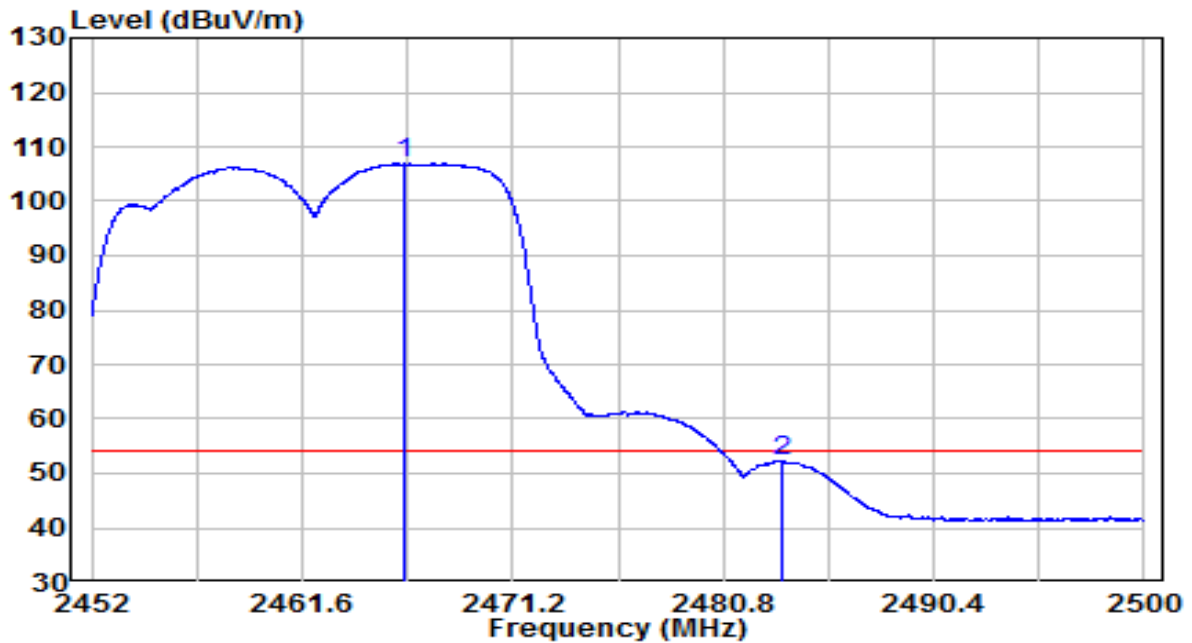


No	Frequency (MHz)	Reading (dB μ V)	C.F (dB/m)	Measurement (dB μ V/m)	Margin (dB)	Limit (dB μ V/m)	Remark (QP/PK/AV)	
1	*	2466.808	83.18	32.54	115.72	N/A	N/A	Peak
2		2483.500	30.78	32.61	63.39	-10.61	74.00	Peak
3		2484.424	33.92	32.61	66.53	-7.47	74.00	Peak

Note:

1. " *", means this data is the worst emission level.
2. C.F (Correction Factor) = Antenna Factor (dB/m) + Cable Loss (dB).
3. Measurement(dB μ V/m) = Reading(dB μ V) + C.F (Correction Factor).

EUT	ACCESS POINT	Date of Test	2021-12-28
Factor	BBHA 9120D (1GHz~18GHz)_2021	Temp. / Humidity	23.6°C/41.4%
Polarity	Vertical	Site / Test Engineer	AC1 / Jay Chu
Test Mode	Transmit by 802.11n-HT20 at Channel 2462MHz	Test Voltage	120V/60Hz

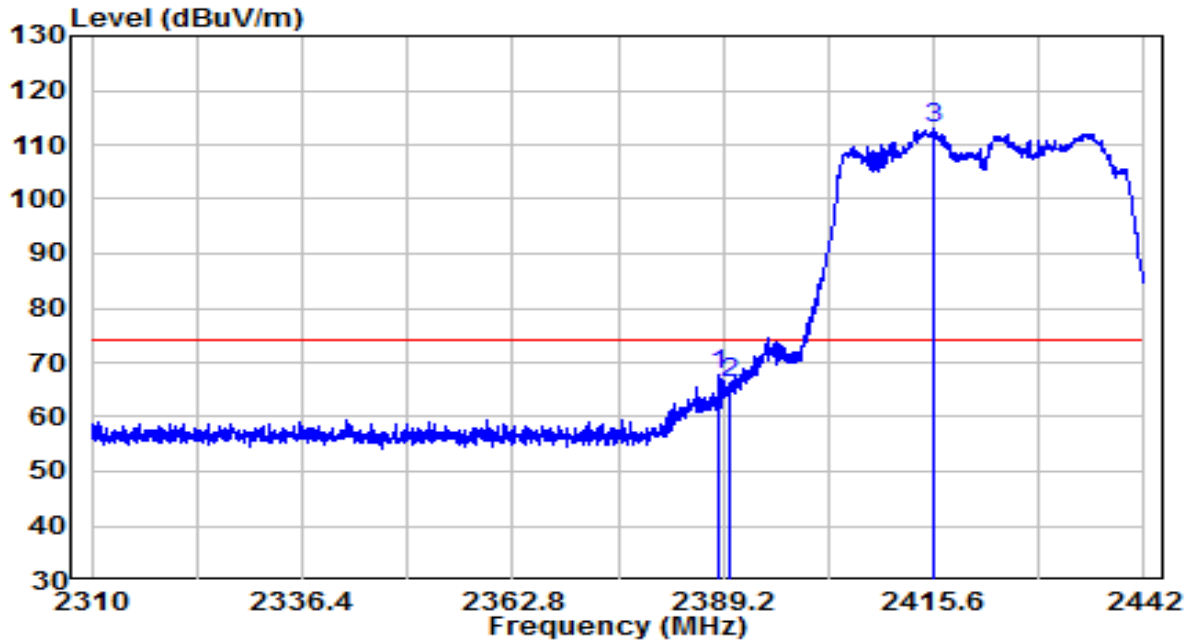


No	Frequency (MHz)	Reading (dB μ V)	C.F (dB/m)	Measurement (dB μ V/m)	Margin (dB)	Limit (dB μ V/m)	Remark (QP/PK/AV)	
1	*	2466.232	74.34	32.54	106.88	N/A	N/A	Average
2		2483.500	19.52	32.61	52.13	-1.87	54.00	Average

Note:

1. " *", means this data is the worst emission level.
2. C.F (Correction Factor) = Antenna Factor (dB/m) + Cable Loss (dB).
3. Measurement(dB μ V/m) = Reading(dB μ V) + C.F (Correction Factor).

EUT	ACCESS POINT	Date of Test	2021-12-28
Factor	BBHA 9120D (1GHz~18GHz)_2021	Temp. / Humidity	23.6°C/41.4%
Polarity	Horizontal	Site / Test Engineer	AC1 / Jay Chu
Test Mode	Transmit by 802.11n-HT40 at Channel 2422MHz	Test Voltage	120V/60Hz

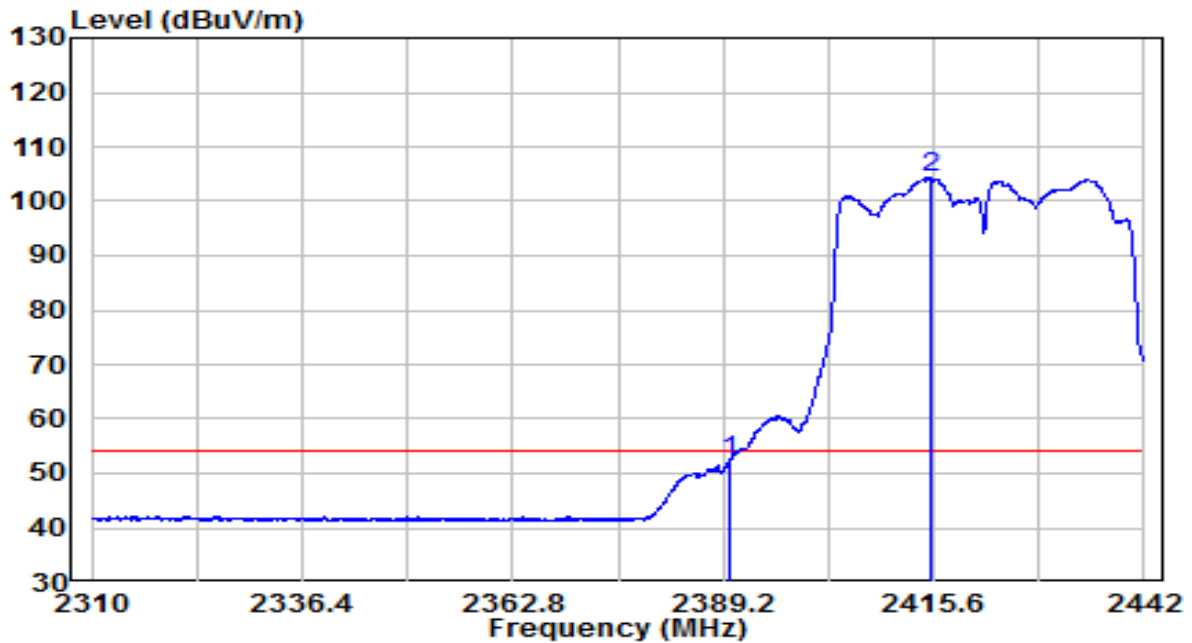


No	Frequency (MHz)	Reading (dB μ V)	C.F (dB/m)	Measurement (dB μ V/m)	Margin (dB)	Limit (dB μ V/m)	Remark (QP/PK/AV)
1	2388.672	35.37	32.21	67.58	-6.42	74.00	Peak
2	2390.000	33.85	32.22	66.07	-7.93	74.00	Peak
3	* 2415.732	80.81	32.33	113.14	N/A	N/A	Peak

Note:

1. " *", means this data is the worst emission level.
2. C.F (Correction Factor) = Antenna Factor (dB/m) + Cable Loss (dB).
3. Measurement(dB μ V/m) = Reading(dB μ V) + C.F (Correction Factor).

EUT	ACCESS POINT	Date of Test	2021-12-28
Factor	BBHA 9120D (1GHz~18GHz)_2021	Temp. / Humidity	23.6°C/41.4%
Polarity	Horizontal	Site / Test Engineer	AC1 / Jay Chu
Test Mode	Transmit by 802.11n-HT40 at Channel 2422MHz	Test Voltage	120V/60Hz

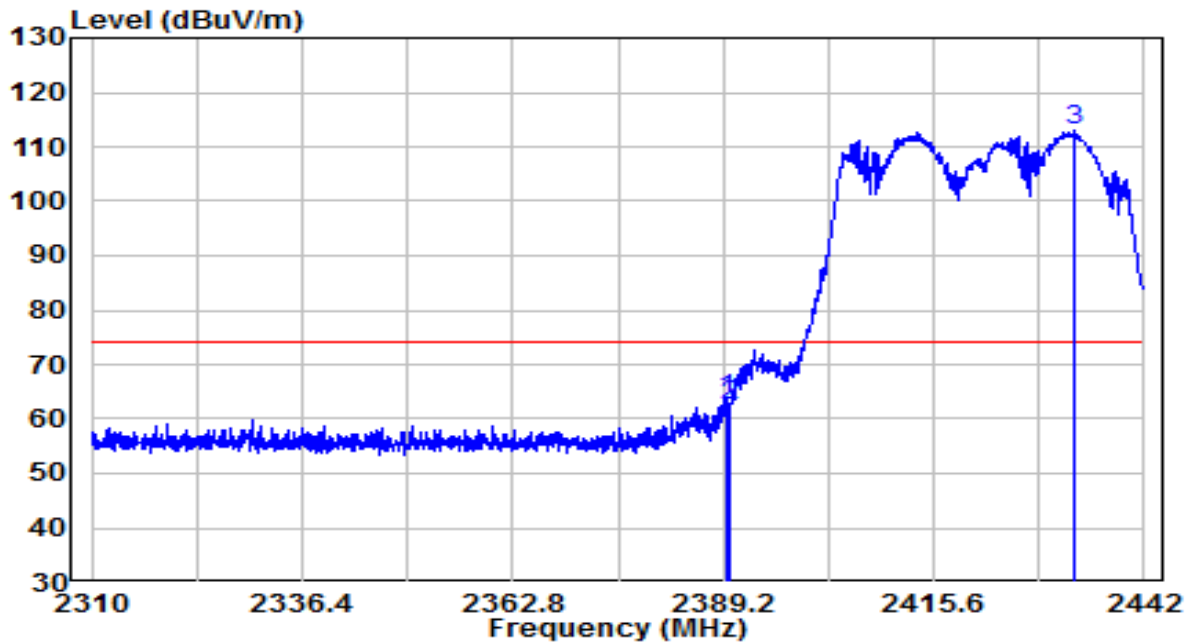


No	Frequency (MHz)	Reading (dB μ V)	C.F (dB/m)	Measurement (dB μ V/m)	Margin (dB)	Limit (dB μ V/m)	Remark (QP/PK/AV)
1	2390.000	20.11	32.22	52.33	-1.67	54.00	Average
2	* 2415.270	72.05	32.32	104.37	N/A	N/A	Average

Note:

1. " *", means this data is the worst emission level.
2. C.F (Correction Factor) = Antenna Factor (dB/m) + Cable Loss (dB).
3. Measurement(dB μ V/m) = Reading(dB μ V) + C.F (Correction Factor).

EUT	ACCESS POINT	Date of Test	2021-12-28
Factor	BBHA 9120D (1GHz~18GHz)_2021	Temp. / Humidity	23.6°C/41.4%
Polarity	Vertical	Site / Test Engineer	AC1 / Jay Chu
Test Mode	Transmit by 802.11n-HT40 at Channel 2422MHz	Test Voltage	120V/60Hz

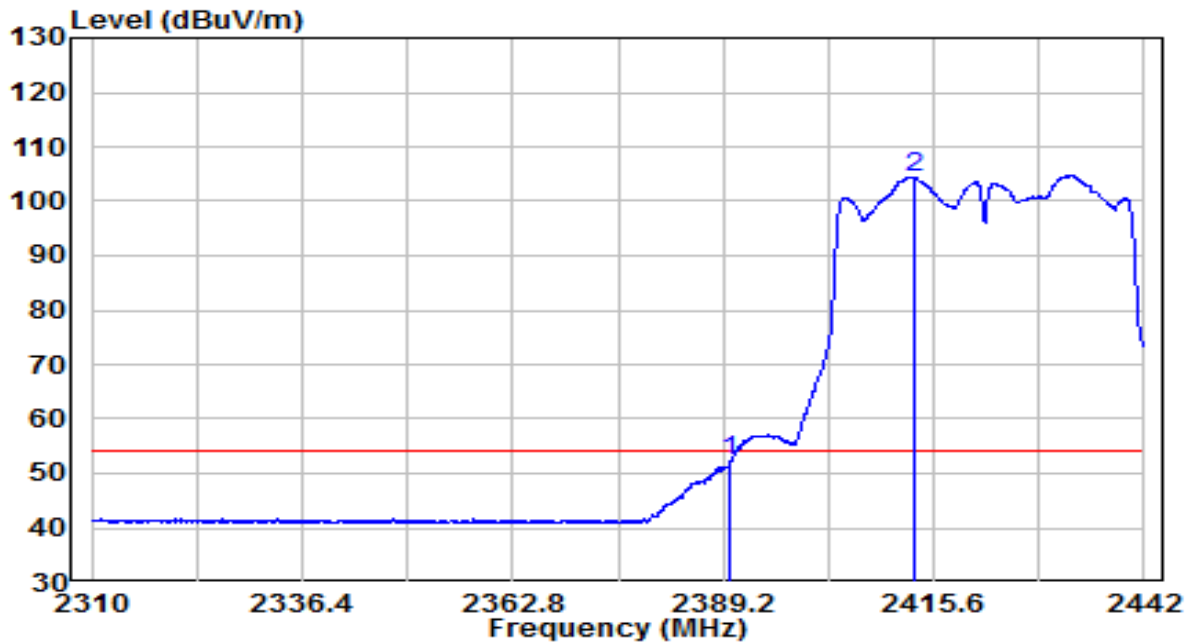


No	Frequency (MHz)	Reading (dBμV)	C.F (dB/m)	Measurement (dBμV/m)	Margin (dB)	Limit (dBμV/m)	Remark (QP/PK/AV)
1	2389.530	31.54	32.22	63.76	-10.24	74.00	Peak
2	2390.000	30.08	32.22	62.30	-11.70	74.00	Peak
3	* 2433.354	80.55	32.40	112.95	N/A	N/A	Peak

Note:

1. " *", means this data is the worst emission level.
2. C.F (Correction Factor) = Antenna Factor (dB/m) + Cable Loss (dB).
3. Measurement(dBμV/m) = Reading(dBμV) + C.F (Correction Factor).

EUT	ACCESS POINT	Date of Test	2021-12-28
Factor	BBHA 9120D (1GHz~18GHz)_2021	Temp. / Humidity	23.6°C/41.4%
Polarity	Vertical	Site / Test Engineer	AC1 / Jay Chu
Test Mode	Transmit by 802.11n-HT40 at Channel 2422MHz	Test Voltage	120V/60Hz

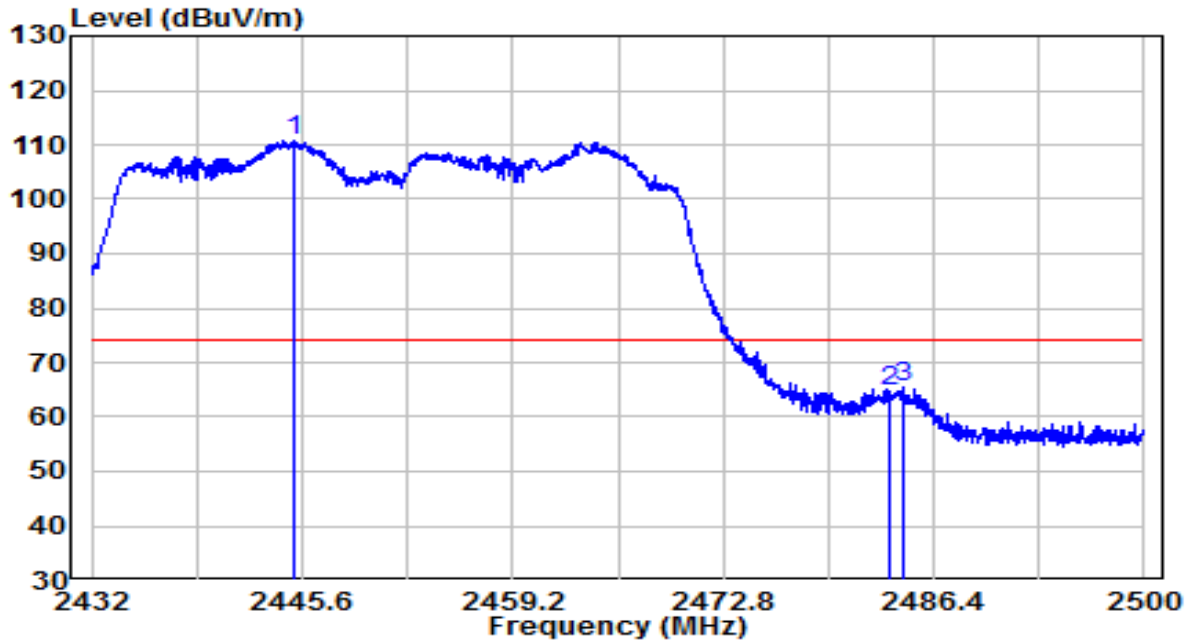


No	Frequency (MHz)	Reading (dB μ V)	C.F (dB/m)	Measurement (dB μ V/m)	Margin (dB)	Limit (dB μ V/m)	Remark (QP/PK/AV)
1	2390.000	19.87	32.22	52.08	-1.92	54.00	Average
2	* 2413.158	72.07	32.32	104.39	N/A	N/A	Average

Note:

1. " *", means this data is the worst emission level.
2. C.F (Correction Factor) = Antenna Factor (dB/m) + Cable Loss (dB).
3. Measurement(dB μ V/m) = Reading(dB μ V) + C.F (Correction Factor).

EUT	ACCESS POINT	Date of Test	2021-12-28
Factor	BBHA 9120D (1GHz~18GHz)_2021	Temp. / Humidity	23.6°C/41.4%
Polarity	Horizontal	Site / Test Engineer	AC1 / Jay Chu
Test Mode	Transmit by 802.11n-HT40 at Channel 2452MHz	Test Voltage	120V/60Hz

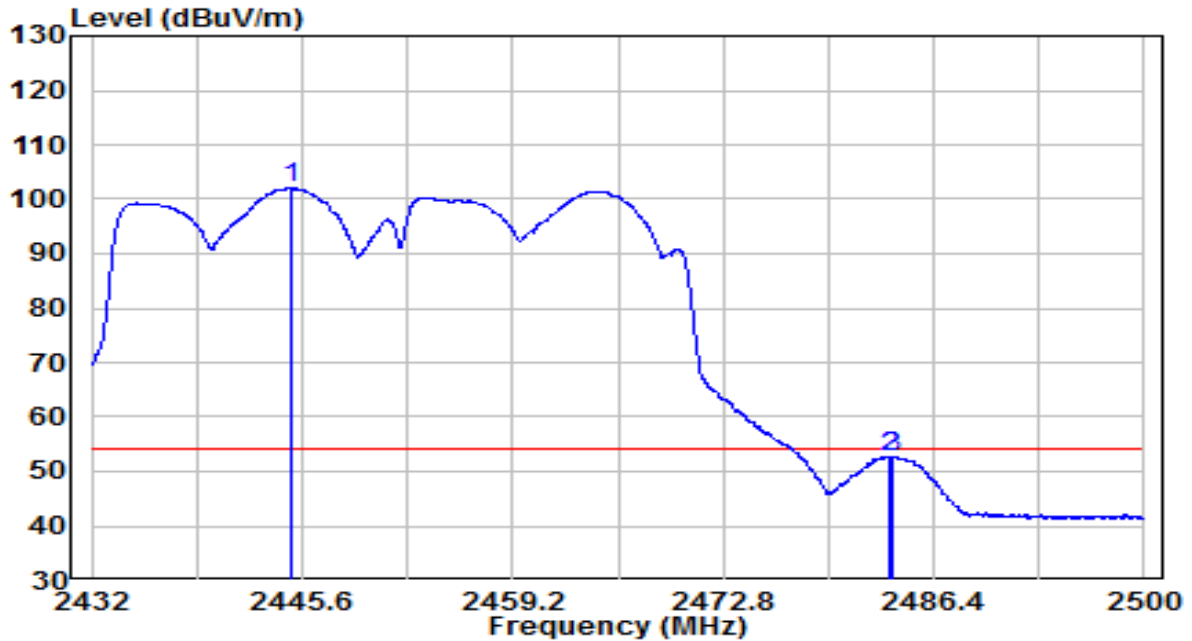


No	Frequency (MHz)	Reading (dB μ V)	C.F (dB/m)	Measurement (dB μ V/m)	Margin (dB)	Limit (dB μ V/m)	Remark (QP/PK/AV)
1	* 2445.090	78.34	32.45	110.79	N/A	N/A	Peak
2	2483.500	32.18	32.61	64.79	-9.21	74.00	Peak
3	2484.394	32.73	32.61	65.35	-8.65	74.00	Peak

Note:

1. " *", means this data is the worst emission level.
2. C.F (Correction Factor) = Antenna Factor (dB/m) + Cable Loss (dB).
3. Measurement(dB μ V/m) = Reading(dB μ V) + C.F (Correction Factor).

EUT	ACCESS POINT	Date of Test	2021-12-28
Factor	BBHA 9120D (1GHz~18GHz)_2021	Temp. / Humidity	23.6°C/41.4%
Polarity	Horizontal	Site / Test Engineer	AC1 / Jay Chu
Test Mode	Transmit by 802.11n-HT40 at Channel 2452MHz	Test Voltage	120V/60Hz

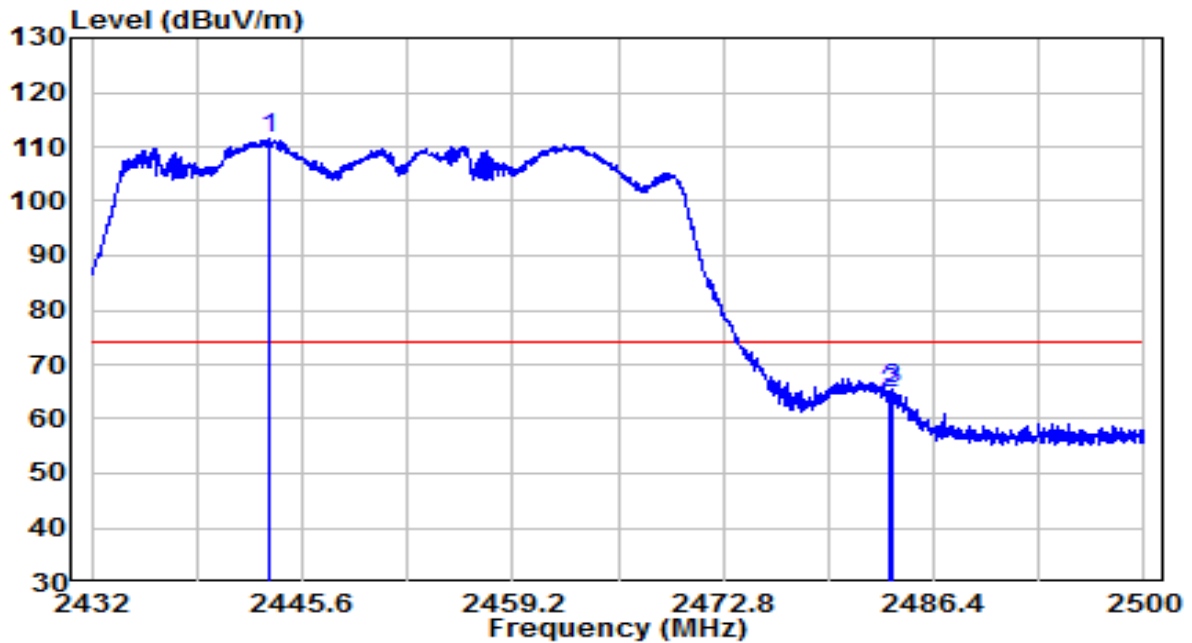


No	Frequency (MHz)	Reading (dB μ V)	C.F (dB/m)	Measurement (dB μ V/m)	Margin (dB)	Limit (dB μ V/m)	Remark (QP/PK/AV)
1	* 2444.886	69.61	32.45	102.06	N/A	N/A	Average
2	2483.500	19.98	32.61	52.59	-1.41	54.00	Average
3	2483.714	20.07	32.61	52.68	-1.32	54.00	Average

Note:

1. " *", means this data is the worst emission level.
2. C.F (Correction Factor) = Antenna Factor (dB/m) + Cable Loss (dB).
3. Measurement(dB μ V/m) = Reading(dB μ V) + C.F (Correction Factor).

EUT	ACCESS POINT	Date of Test	2021-12-28
Factor	BBHA 9120D (1GHz~18GHz)_2021	Temp. / Humidity	23.6°C/41.4%
Polarity	Vertical	Site / Test Engineer	AC1 / Jay Chu
Test Mode	Transmit by 802.11n-HT40 at Channel 2452MHz	Test Voltage	120V/60Hz

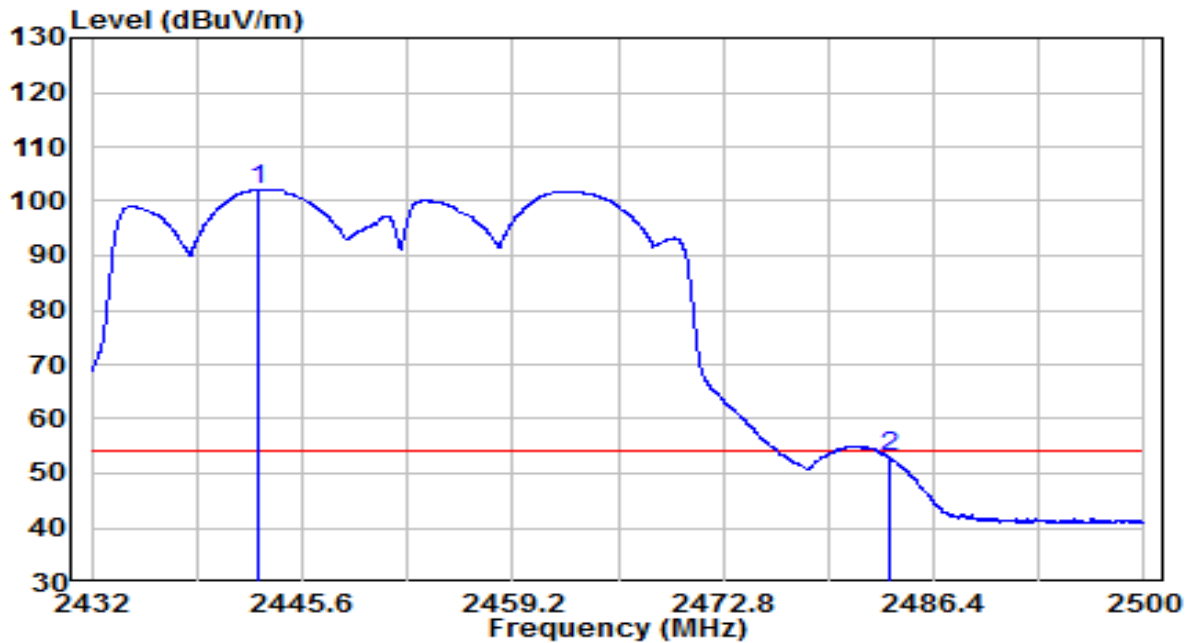


No	Frequency (MHz)	Reading (dBμV)	C.F (dB/m)	Measurement (dBμV/m)	Margin (dB)	Limit (dBμV/m)	Remark (QP/PK/AV)
1	* 2443.424	79.21	32.44	111.66	N/A	N/A	Peak
2	2483.500	32.22	32.61	64.83	-9.17	74.00	Peak
3	2483.714	32.92	32.61	65.53	-8.47	74.00	Peak

Note:

1. " *", means this data is the worst emission level.
2. C.F (Correction Factor) = Antenna Factor (dB/m) + Cable Loss (dB).
3. Measurement(dBμV/m) = Reading(dBμV) + C.F (Correction Factor).

EUT	ACCESS POINT	Date of Test	2021-12-28
Factor	BBHA 9120D (1GHz~18GHz)_2021	Temp. / Humidity	23.6°C/41.4%
Polarity	Vertical	Site / Test Engineer	AC1 / Jay Chu
Test Mode	Transmit by 802.11n-HT40 at Channel 2452MHz	Test Voltage	120V/60Hz

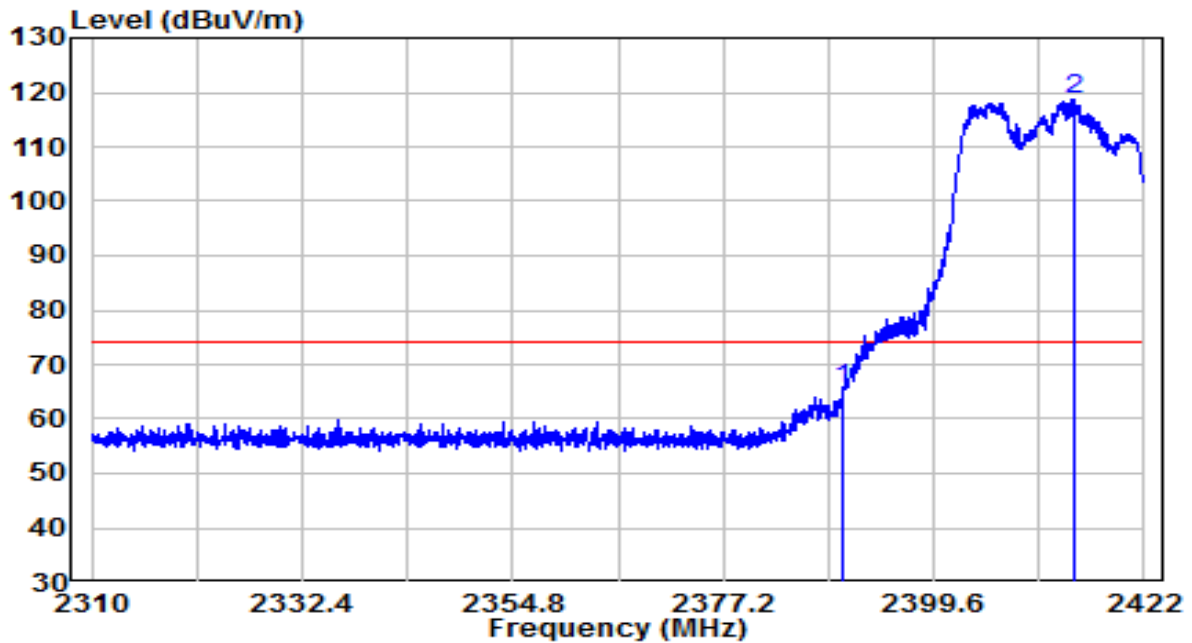


No	Frequency (MHz)	Reading (dB μ V)	C.F (dB/m)	Measurement (dB μ V/m)	Margin (dB)	Limit (dB μ V/m)	Remark (QP/PK/AV)
1	* 2442.812	69.78	32.44	102.22	N/A	N/A	Average
2	2483.500	20.23	32.61	52.84	-1.16	54.00	Average

Note:

1. " *", means this data is the worst emission level.
2. C.F (Correction Factor) = Antenna Factor (dB/m) + Cable Loss (dB).
3. Measurement(dB μ V/m) = Reading(dB μ V) + C.F (Correction Factor).

EUT	ACCESS POINT	Date of Test	2021-12-28
Factor	BBHA 9120D (1GHz~18GHz)_2021	Temp. / Humidity	23.6°C/41.4%
Polarity	Horizontal	Site / Test Engineer	AC1 / Jay Chu
Test Mode	Transmit by 802.11ax-HE20 at Channel 2412MHz	Test Voltage	120V/60Hz

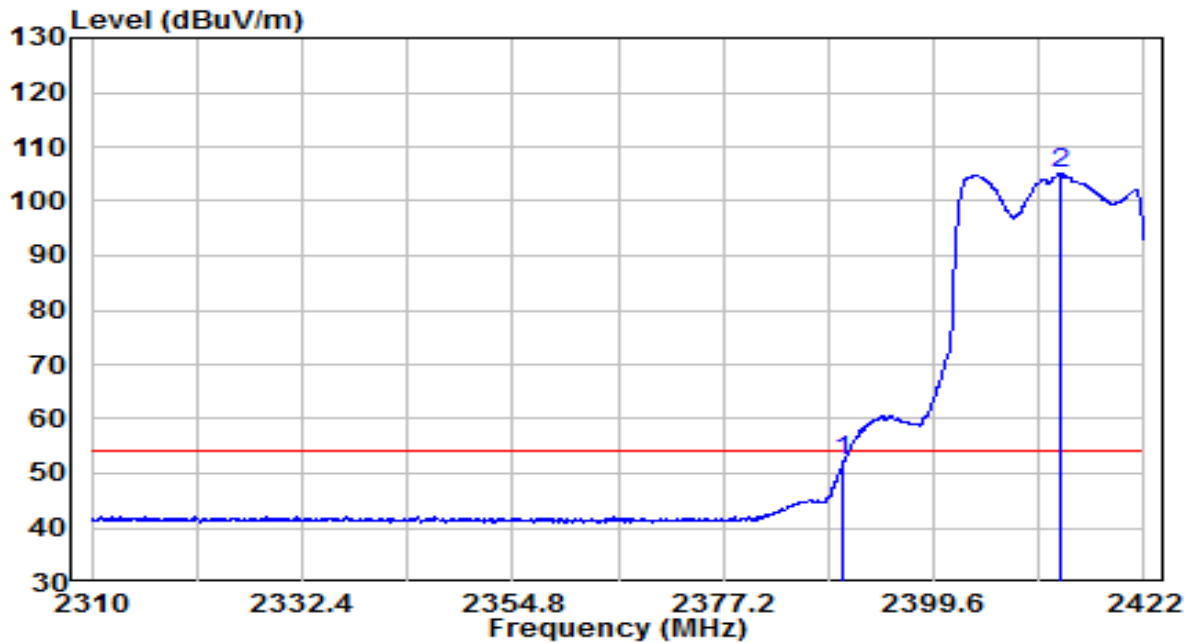


No	Frequency (MHz)	Reading (dB μ V)	C.F (dB/m)	Measurement (dB μ V/m)	Margin (dB)	Limit (dB μ V/m)	Remark (QP/PK/AV)
1	2390.000	33.33	32.22	65.55	-8.45	74.00	Peak
2	* 2414.552	86.28	32.32	118.60	N/A	N/A	Peak

Note:

1. " *", means this data is the worst emission level.
2. C.F (Correction Factor) = Antenna Factor (dB/m) + Cable Loss (dB).
3. Measurement(dB μ V/m) = Reading(dB μ V) + C.F (Correction Factor).

EUT	ACCESS POINT	Date of Test	2022-01-06
Factor	BBHA 9120D (1GHz~18GHz)_2021	Temp. / Humidity	23.6°C/41.4%
Polarity	Horizontal	Site / Test Engineer	AC1 / Jay Chu
Test Mode	Transmit by 802.11ax-HE20 at Channel 2412MHz	Test Voltage	120V/60Hz

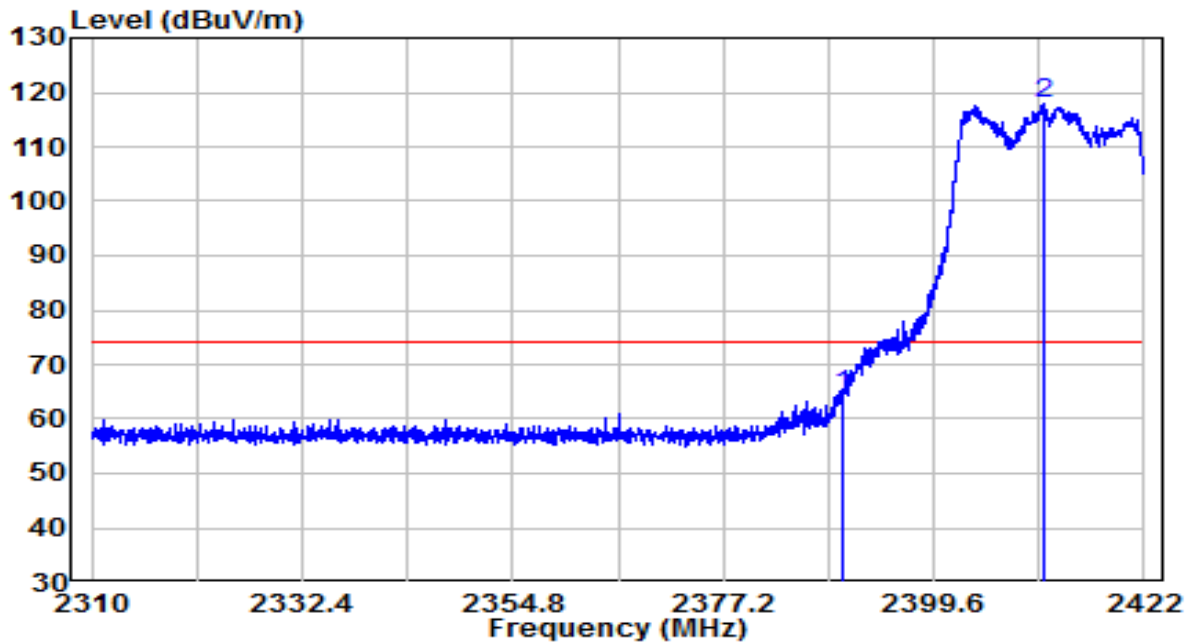


No	Frequency (MHz)	Reading (dB μ V)	C.F (dB/m)	Measurement (dB μ V/m)	Margin (dB)	Limit (dB μ V/m)	Remark (QP/PK/AV)
1	*	20.00	32.22	52.22	-1.78	54.00	Average
2	*	72.69	32.32	105.00	N/A	N/A	Average

Note:

1. " *", means this data is the worst emission level.
2. C.F (Correction Factor) = Antenna Factor (dB/m) + Cable Loss (dB)
3. Measurement(dB μ V/m) = Reading(dB μ V) + C.F (Correction Factor).

EUT	ACCESS POINT	Date of Test	2021-12-28
Factor	BBHA 9120D (1GHz~18GHz)_2021	Temp. / Humidity	23.6°C/41.4%
Polarity	Vertical	Site / Test Engineer	AC1 / Jay Chu
Test Mode	Transmit by 802.11ax-HE20 at Channel 2412MHz	Test Voltage	120V/60Hz

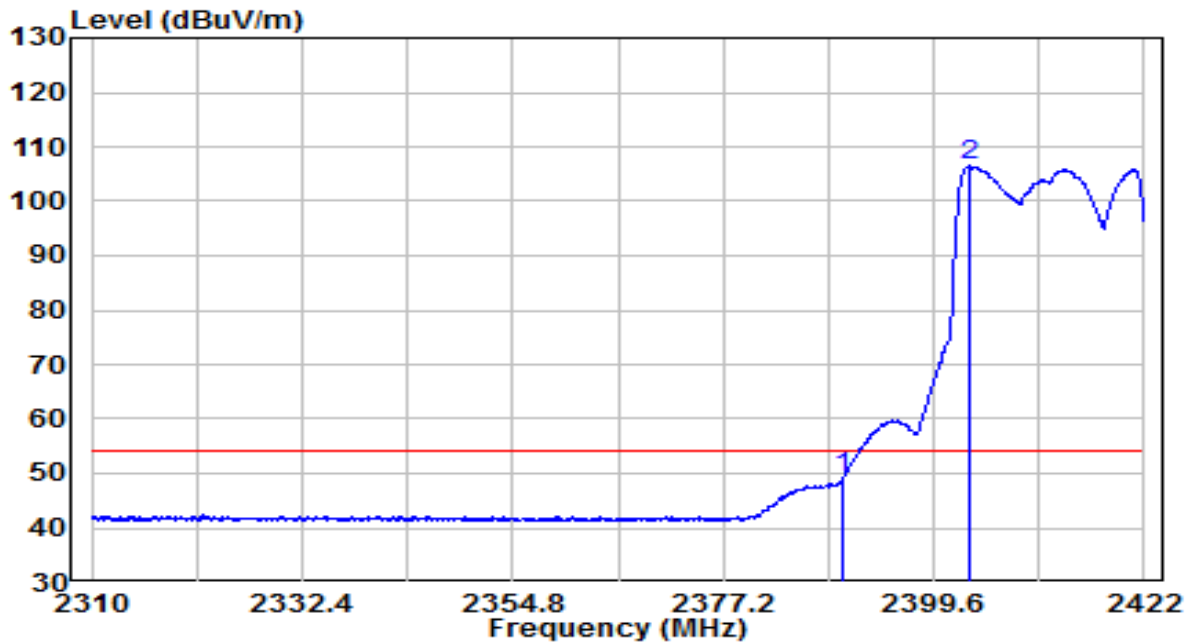


No	Frequency (MHz)	Reading (dBμV)	C.F (dB/m)	Measurement (dBμV/m)	Margin (dB)	Limit (dBμV/m)	Remark (QP/PK/AV)
1	2390.000	32.16	32.22	64.37	-9.63	74.00	Peak
2	* 2411.360	85.45	32.31	117.76	N/A	N/A	Peak

Note:

1. " *", means this data is the worst emission level.
2. C.F (Correction Factor) = Antenna Factor (dB/m) + Cable Loss (dB).
3. Measurement(dBμV/m) = Reading(dBμV) + C.F (Correction Factor).

EUT	ACCESS POINT	Date of Test	2021-12-28
Factor	BBHA 9120D (1GHz~18GHz)_2021	Temp. / Humidity	23.6°C/41.4%
Polarity	Vertical	Site / Test Engineer	AC1 / Jay Chu
Test Mode	Transmit by 802.11ax-HE20 at Channel 2412MHz	Test Voltage	120V/60Hz

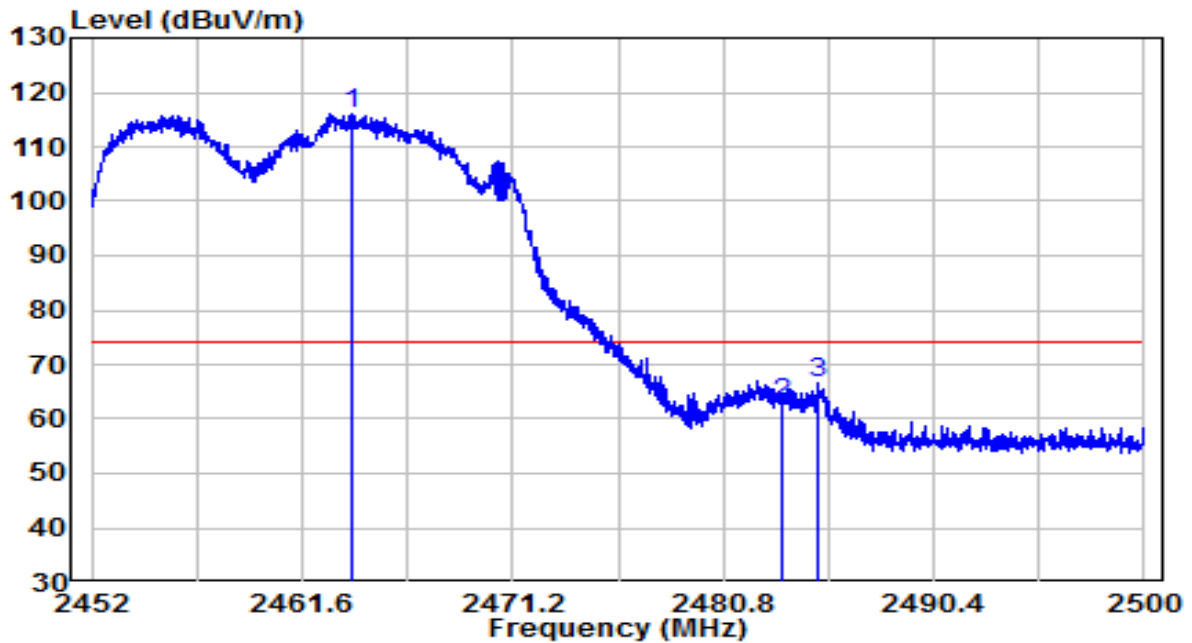


No	Frequency (MHz)	Reading (dBμV)	C.F (dB/m)	Measurement (dBμV/m)	Margin (dB)	Limit (dBμV/m)	Remark (QP/PK/AV)
1	2390.000	17.04	32.22	49.26	-4.74	54.00	Average
2	* 2403.464	74.15	32.27	106.42	N/A	N/A	Average

Note:

1. " *", means this data is the worst emission level.
2. C.F (Correction Factor) = Antenna Factor (dB/m) + Cable Loss (dB).
3. Measurement(dBμV/m) = Reading(dBμV) + C.F (Correction Factor).

EUT	ACCESS POINT	Date of Test	2021-12-28
Factor	BBHA 9120D (1GHz~18GHz)_2021	Temp. / Humidity	23.6°C/41.4%
Polarity	Horizontal	Site / Test Engineer	AC1 / Jay Chu
Test Mode	Transmit by 802.11ax-HE20 at Channel 2462MHz	Test Voltage	120V/60Hz

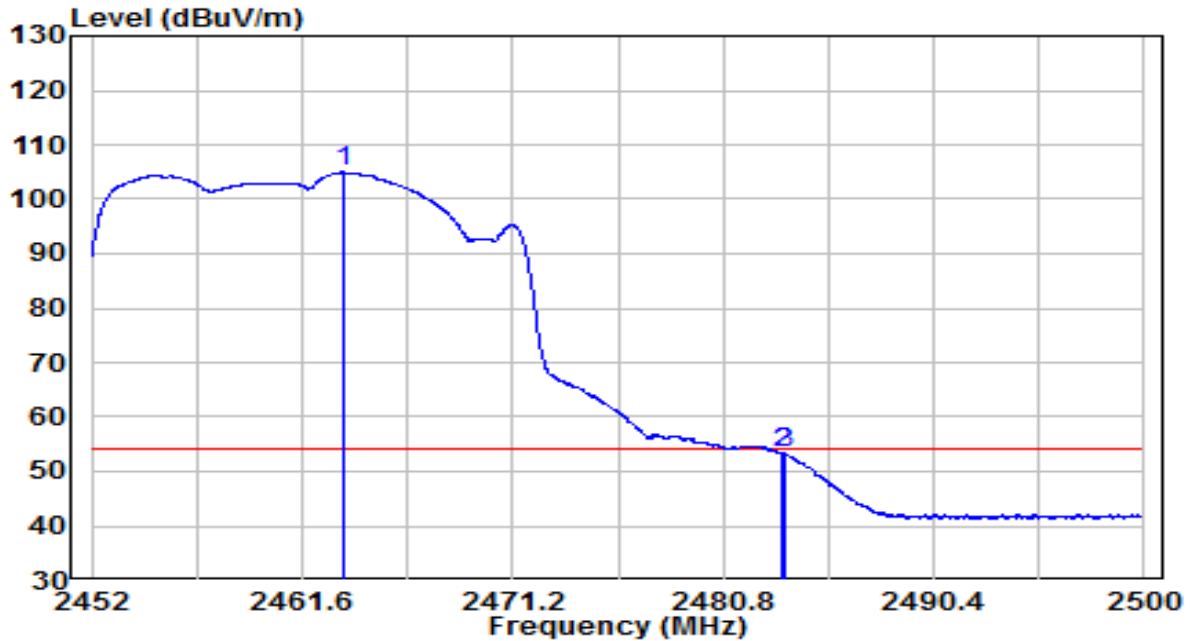


No	Frequency (MHz)	Reading (dB μ V)	C.F (dB/m)	Measurement (dB μ V/m)	Margin (dB)	Limit (dB μ V/m)	Remark (QP/PK/AV)
1	* 2463.880	83.64	32.53	116.16	N/A	N/A	Peak
2	2483.500	30.28	32.61	62.89	-11.11	74.00	Peak
3	2485.144	33.82	32.62	66.44	-7.56	74.00	Peak

Note:

1. " *", means this data is the worst emission level.
2. C.F (Correction Factor) = Antenna Factor (dB/m) + Cable Loss (dB).
3. Measurement(dB μ V/m) = Reading(dB μ V) + C.F (Correction Factor).

EUT	ACCESS POINT	Date of Test	2021-12-28
Factor	BBHA 9120D (1GHz~18GHz)_2021	Temp. / Humidity	23.6°C/41.4%
Polarity	Horizontal	Site / Test Engineer	AC1 / Jay Chu
Test Mode	Transmit by 802.11ax-HE20 at Channel 2462MHz	Test Voltage	120V/60Hz

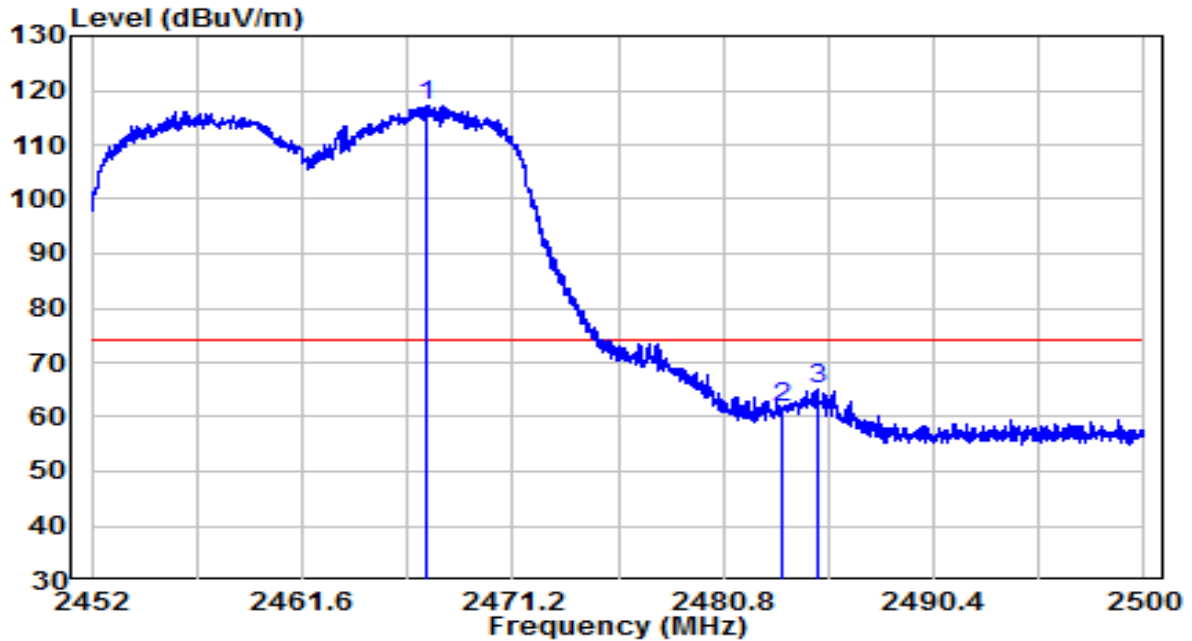


No	Frequency (MHz)	Reading (dB μ V)	C.F (dB/m)	Measurement (dB μ V/m)	Margin (dB)	Limit (dB μ V/m)	Remark (QP/PK/AV)
1	* 2463.448	72.41	32.53	104.93	N/A	N/A	Average
2	2483.500	20.72	32.61	53.33	-0.67	54.00	Average
3	2483.560	20.82	32.61	53.43	-0.57	54.00	Average

Note:

1. " *", means this data is the worst emission level.
2. C.F (Correction Factor) = Antenna Factor (dB/m) + Cable Loss (dB).
3. Measurement(dB μ V/m) = Reading(dB μ V) + C.F (Correction Factor).

EUT	ACCESS POINT	Date of Test	2021-12-28
Factor	BBHA 9120D (1GHz~18GHz)_2021	Temp. / Humidity	23.6°C/41.4%
Polarity	Vertical	Site / Test Engineer	AC1 / Jay Chu
Test Mode	Transmit by 802.11ax-HE20 at Channel 2462MHz	Test Voltage	120V/60Hz

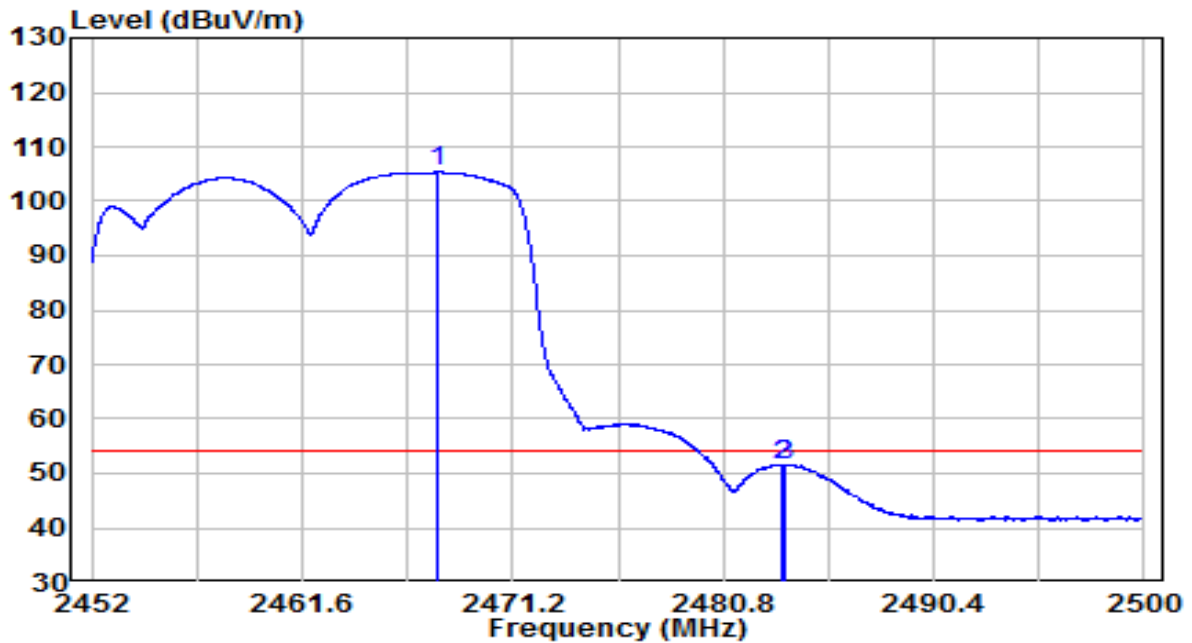


No	Frequency (MHz)	Reading (dB μ V)	C.F (dB/m)	Measurement (dB μ V/m)	Margin (dB)	Limit (dB μ V/m)	Remark (QP/PK/AV)
1	*	84.69	32.54	117.23	N/A	N/A	Peak
2		29.05	32.61	61.66	-12.34	74.00	Peak
3		32.34	32.62	64.96	-9.04	74.00	Peak

Note:

1. " *", means this data is the worst emission level.
2. C.F (Correction Factor) = Antenna Factor (dB/m) + Cable Loss (dB).
3. Measurement(dB μ V/m) = Reading(dB μ V) + C.F (Correction Factor).

EUT	ACCESS POINT	Date of Test	2021-12-28
Factor	BBHA 9120D (1GHz~18GHz)_2021	Temp. / Humidity	23.6°C/41.4%
Polarity	Vertical	Site / Test Engineer	AC1 / Jay Chu
Test Mode	Transmit by 802.11ax-HE20 at Channel 2462MHz	Test Voltage	120V/60Hz

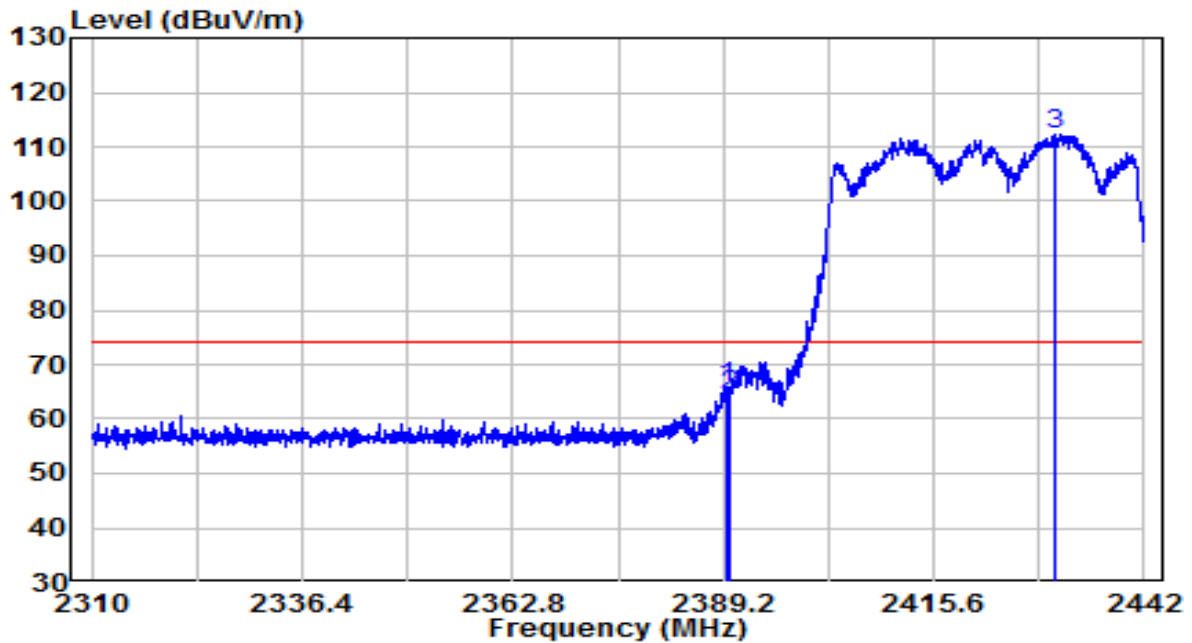


No	Frequency (MHz)	Reading (dB μ V)	C.F (dB/m)	Measurement (dB μ V/m)	Margin (dB)	Limit (dB μ V/m)	Remark (QP/PK/AV)
1	* 2467.816	72.77	32.54	105.32	N/A	N/A	Average
2	2483.500	18.99	32.61	51.60	-2.40	54.00	Average
3	2483.608	19.04	32.61	51.65	-2.35	54.00	Average

Note:

1. " *", means this data is the worst emission level.
2. C.F (Correction Factor) = Antenna Factor (dB/m) + Cable Loss (dB).
3. Measurement(dB μ V/m) = Reading(dB μ V) + C.F (Correction Factor).

EUT	ACCESS POINT	Date of Test	2021-12-28
Factor	BBHA 9120D (1GHz~18GHz)_2021	Temp. / Humidity	23.6°C/41.4%
Polarity	Horizontal	Site / Test Engineer	AC1 / Jay Chu
Test Mode	Transmit by 802.11ax-HE40 at Channel 2422MHz	Test Voltage	120V/60Hz

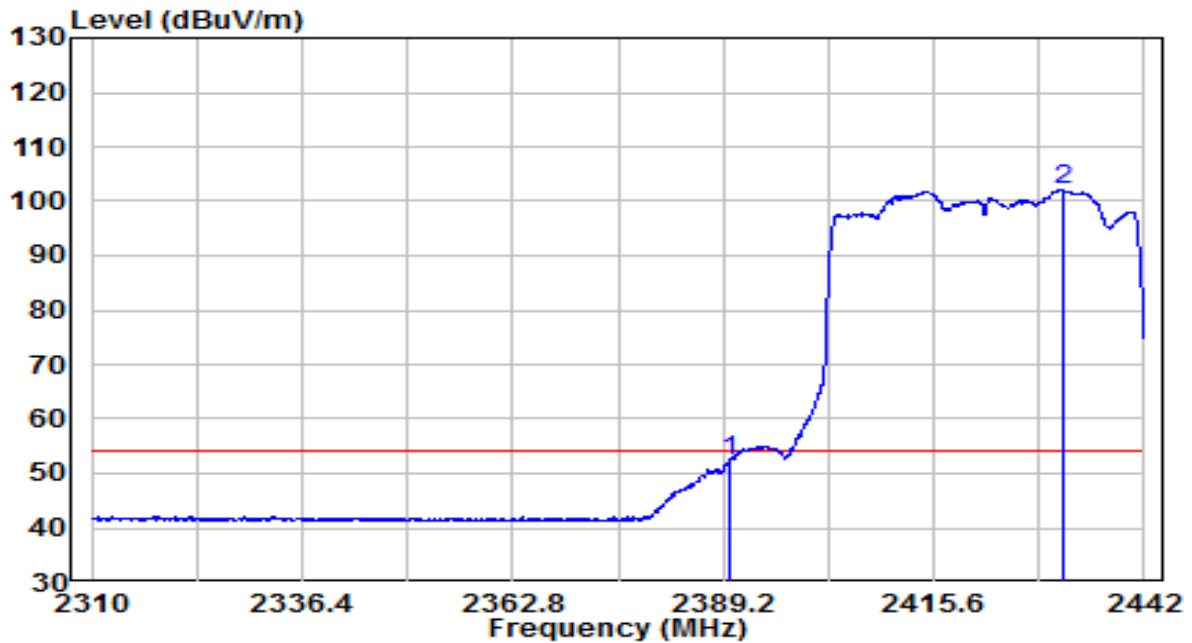


No	Frequency (MHz)	Reading (dB μ V)	C.F (dB/m)	Measurement (dB μ V/m)	Margin (dB)	Limit (dB μ V/m)	Remark (QP/PK/AV)
1	2389.530	33.47	32.22	65.69	-8.31	74.00	Peak
2	2390.000	32.13	32.22	64.35	-9.65	74.00	Peak
3	* 2430.846	79.87	32.39	112.26	N/A	N/A	Peak

Note:

1. " *", means this data is the worst emission level.
2. C.F (Correction Factor) = Antenna Factor (dB/m) + Cable Loss (dB).
3. Measurement(dB μ V/m) = Reading(dB μ V) + C.F (Correction Factor).

EUT	ACCESS POINT	Date of Test	2021-12-28
Factor	BBHA 9120D (1GHz~18GHz)_2021	Temp. / Humidity	23.6°C/41.4%
Polarity	Horizontal	Site / Test Engineer	AC1 / Jay Chu
Test Mode	Transmit by 802.11ax-HE40 at Channel 2422MHz	Test Voltage	120V/60Hz

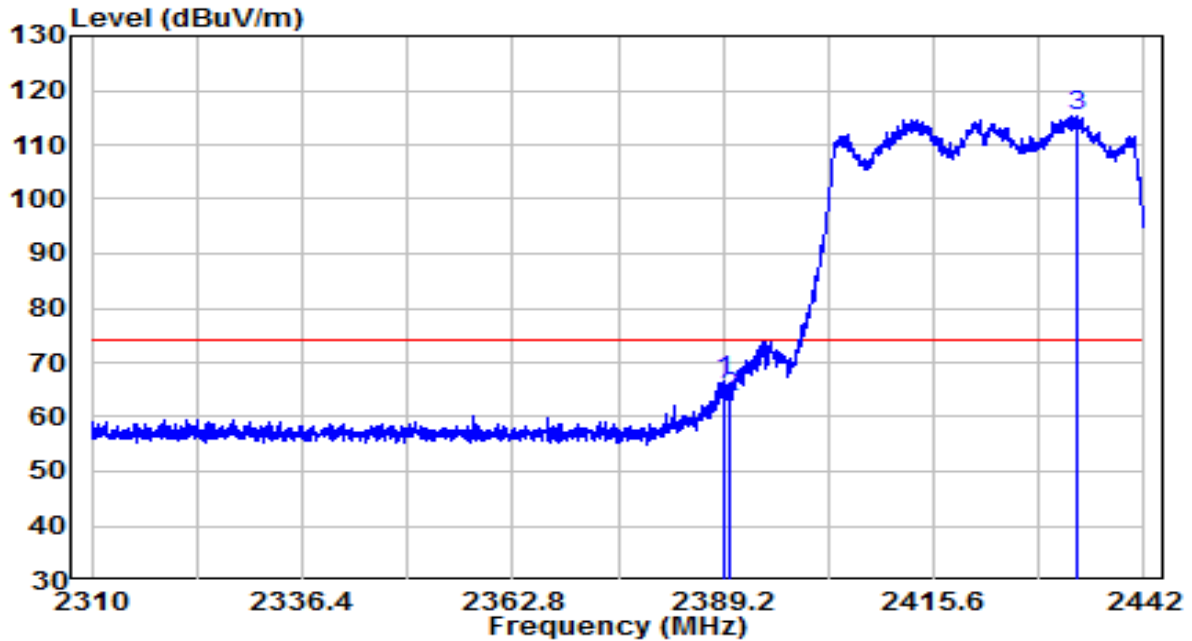


No	Frequency (MHz)	Reading (dB μ V)	C.F (dB/m)	Measurement (dB μ V/m)	Margin (dB)	Limit (dB μ V/m)	Remark (QP/PK/AV)
1	2390.000	20.13	32.22	52.34	-1.66	54.00	Average
2	* 2431.704	69.69	32.39	102.08	N/A	N/A	Average

Note:

1. " *", means this data is the worst emission level.
2. C.F (Correction Factor) = Antenna Factor (dB/m) + Cable Loss (dB).
3. Measurement(dB μ V/m) = Reading(dB μ V) + C.F (Correction Factor).

EUT	ACCESS POINT	Date of Test	2021-12-28
Factor	BBHA 9120D (1GHz~18GHz)_2021	Temp. / Humidity	23.6°C/41.4%
Polarity	Vertical	Site / Test Engineer	AC1 / Jay Chu
Test Mode	Transmit by 802.11ax-HE40 at Channel 2422MHz	Test Voltage	120V/60Hz

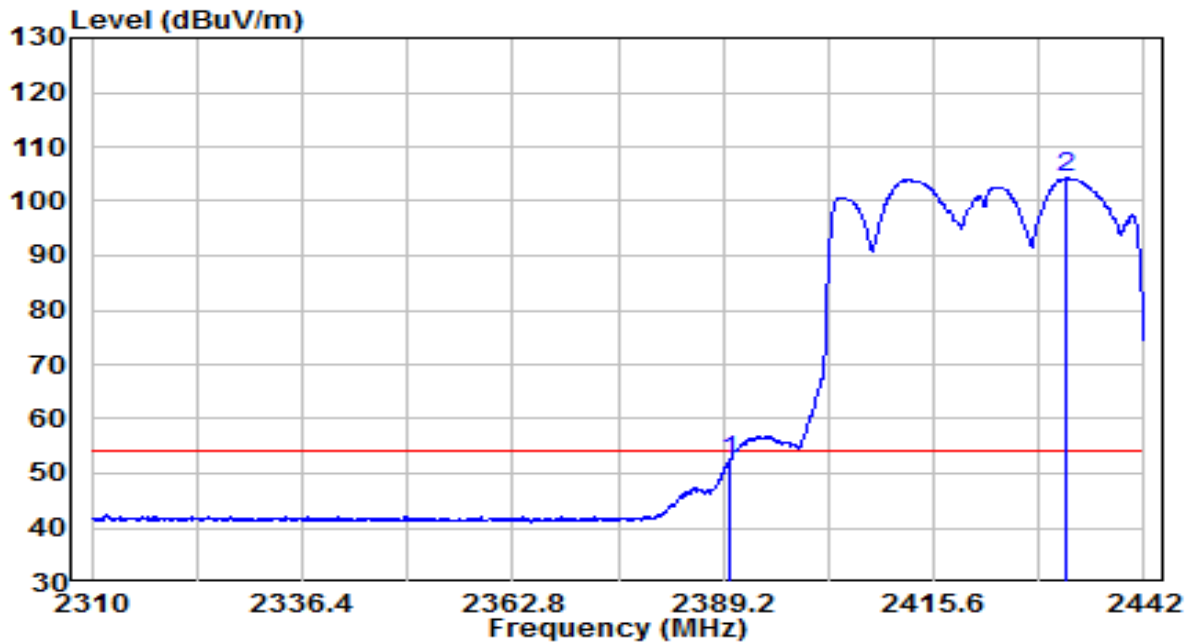


No	Frequency (MHz)	Reading (dBμV)	C.F (dB/m)	Measurement (dBμV/m)	Margin (dB)	Limit (dBμV/m)	Remark (QP/PK/AV)
1	2389.200	34.52	32.21	66.73	-7.27	74.00	Peak
2	2390.000	31.22	32.22	63.44	-10.56	74.00	Peak
3	* 2433.552	82.71	32.40	115.12	N/A	N/A	Peak

Note:

1. " *", means this data is the worst emission level.
2. C.F (Correction Factor) = Antenna Factor (dB/m) + Cable Loss (dB).
3. Measurement(dBμV/m) = Reading(dBμV) + C.F (Correction Factor).

EUT	ACCESS POINT	Date of Test	2021-12-28
Factor	BBHA 9120D (1GHz~18GHz)_2021	Temp. / Humidity	23.6°C/41.4%
Polarity	Vertical	Site / Test Engineer	AC1 / Jay Chu
Test Mode	Transmit by 802.11ax-HE40 at Channel 2422MHz	Test Voltage	120V/60Hz

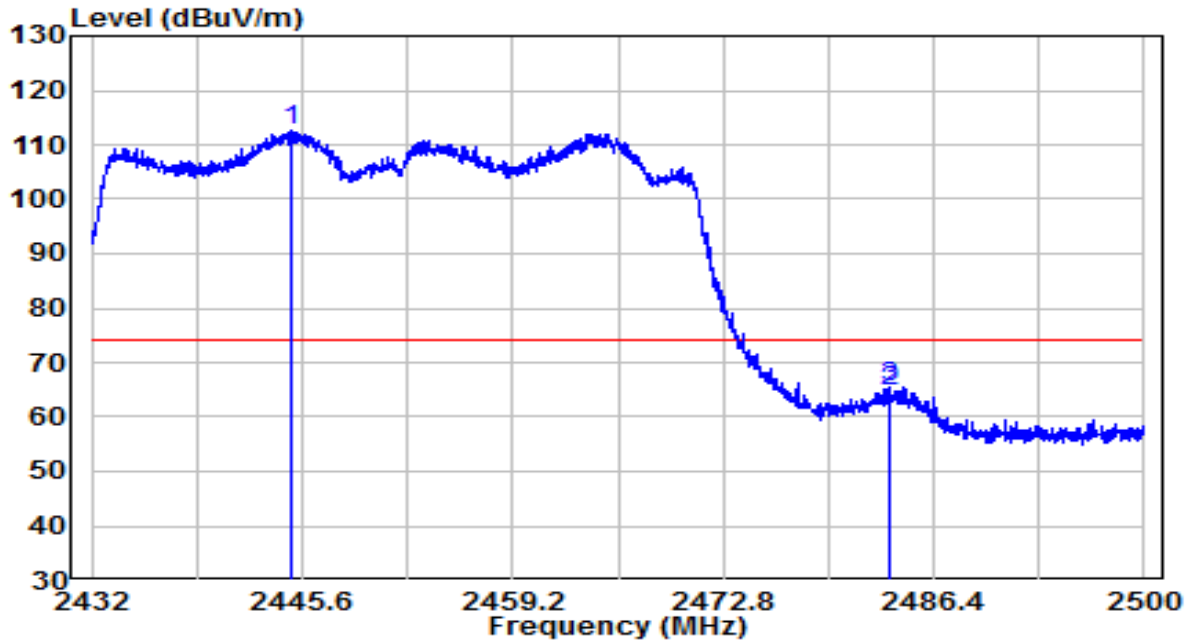


No	Frequency (MHz)	Reading (dB μ V)	C.F (dB/m)	Measurement (dB μ V/m)	Margin (dB)	Limit (dB μ V/m)	Remark (QP/PK/AV)
1	2390.000	20.15	32.22	52.37	-1.63	54.00	Average
2	* 2432.364	71.92	32.40	104.32	N/A	N/A	Average

Note:

1. " *", means this data is the worst emission level.
2. C.F (Correction Factor) = Antenna Factor (dB/m) + Cable Loss (dB).
3. Measurement(dB μ V/m) = Reading(dB μ V) + C.F (Correction Factor).

EUT	ACCESS POINT	Date of Test	2021-12-28
Factor	BBHA 9120D (1GHz~18GHz)_2021	Temp. / Humidity	23.6°C/41.4%
Polarity	Horizontal	Site / Test Engineer	AC1 / Jay Chu
Test Mode	Transmit by 802.11ax-HE40 at Channel 2452MHz	Test Voltage	120V/60Hz

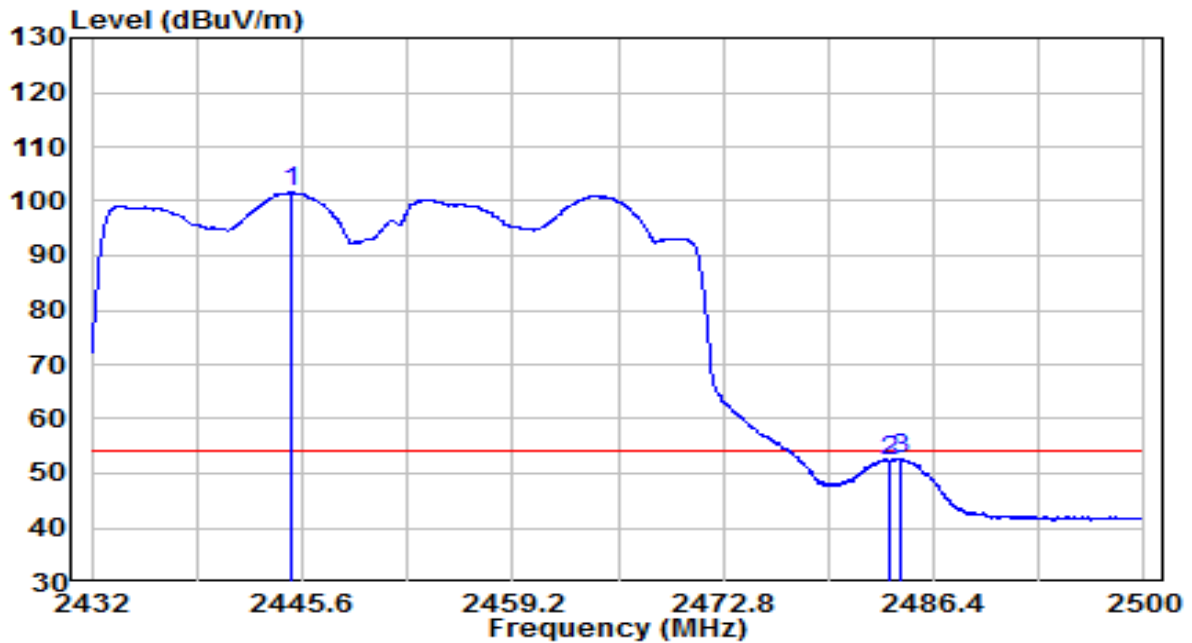


No	Frequency (MHz)	Reading (dB μ V)	C.F (dB/m)	Measurement (dB μ V/m)	Margin (dB)	Limit (dB μ V/m)	Remark (QP/PK/AV)
1	* 2444.818	80.21	32.45	112.66	N/A	N/A	Peak
2	2483.500	32.04	32.61	64.65	-9.35	74.00	Peak
3	2483.612	32.77	32.61	65.38	-8.62	74.00	Peak

Note:

1. " *", means this data is the worst emission level.
2. C.F (Correction Factor) = Antenna Factor (dB/m) + Cable Loss (dB).
3. Measurement(dB μ V/m) = Reading(dB μ V) + C.F (Correction Factor).

EUT	ACCESS POINT	Date of Test	2021-12-28
Factor	BBHA 9120D (1GHz~18GHz)_2021	Temp. / Humidity	23.6°C/41.4%
Polarity	Horizontal	Site / Test Engineer	AC1 / Jay Chu
Test Mode	Transmit by 802.11ax-HE40 at Channel 2452MHz	Test Voltage	120V/60Hz

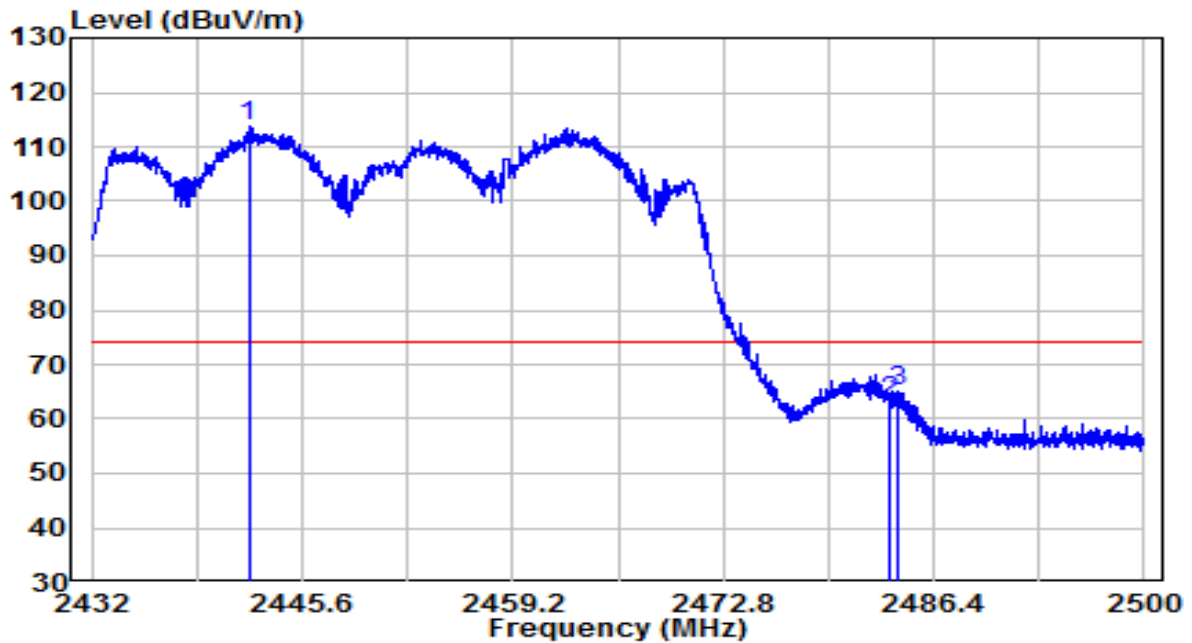


No	Frequency (MHz)	Reading (dB μ V)	C.F (dB/m)	Measurement (dB μ V/m)	Margin (dB)	Limit (dB μ V/m)	Remark (QP/PK/AV)
1	* 2444.818	69.14	32.45	101.59	N/A	N/A	Average
2	2483.500	19.66	32.61	52.27	-1.73	54.00	Average
3	2484.224	20.12	32.61	52.74	-1.26	54.00	Average

Note:

1. " *", means this data is the worst emission level.
2. C.F (Correction Factor) = Antenna Factor (dB/m) + Cable Loss (dB).
3. Measurement(dB μ V/m) = Reading(dB μ V) + C.F (Correction Factor).

EUT	ACCESS POINT	Date of Test	2021-12-28
Factor	BBHA 9120D (1GHz~18GHz)_2021	Temp. / Humidity	23.6°C/41.4%
Polarity	Vertical	Site / Test Engineer	AC1 / Jay Chu
Test Mode	Transmit by 802.11ax-HE40 at Channel 2452MHz	Test Voltage	120V/60Hz

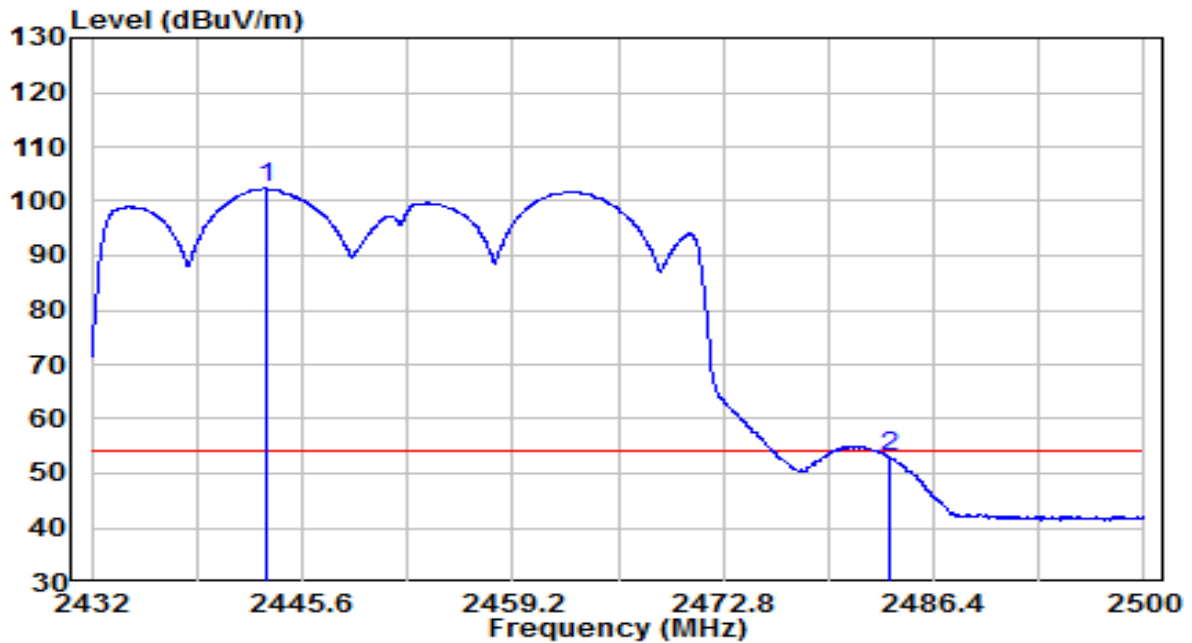


No	Frequency (MHz)	Reading (dB μ V)	C.F (dB/m)	Measurement (dB μ V/m)	Margin (dB)	Limit (dB μ V/m)	Remark (QP/PK/AV)
1	* 2442.132	81.16	32.44	113.59	N/A	N/A	Peak
2	2483.500	30.43	32.61	63.04	-10.96	74.00	Peak
3	2484.122	32.60	32.61	65.22	-8.78	74.00	Peak

Note:

1. " *", means this data is the worst emission level.
2. C.F (Correction Factor) = Antenna Factor (dB/m) + Cable Loss (dB).
3. Measurement(dB μ V/m) = Reading(dB μ V) + C.F (Correction Factor).

EUT	ACCESS POINT	Date of Test	2021-12-28
Factor	BBHA 9120D (1GHz~18GHz)_2021	Temp. / Humidity	23.6°C/41.4%
Polarity	Vertical	Site / Test Engineer	AC1 / Jay Chu
Test Mode	Transmit by 802.11ax-HE40 at Channel 2452MHz	Test Voltage	120V/60Hz



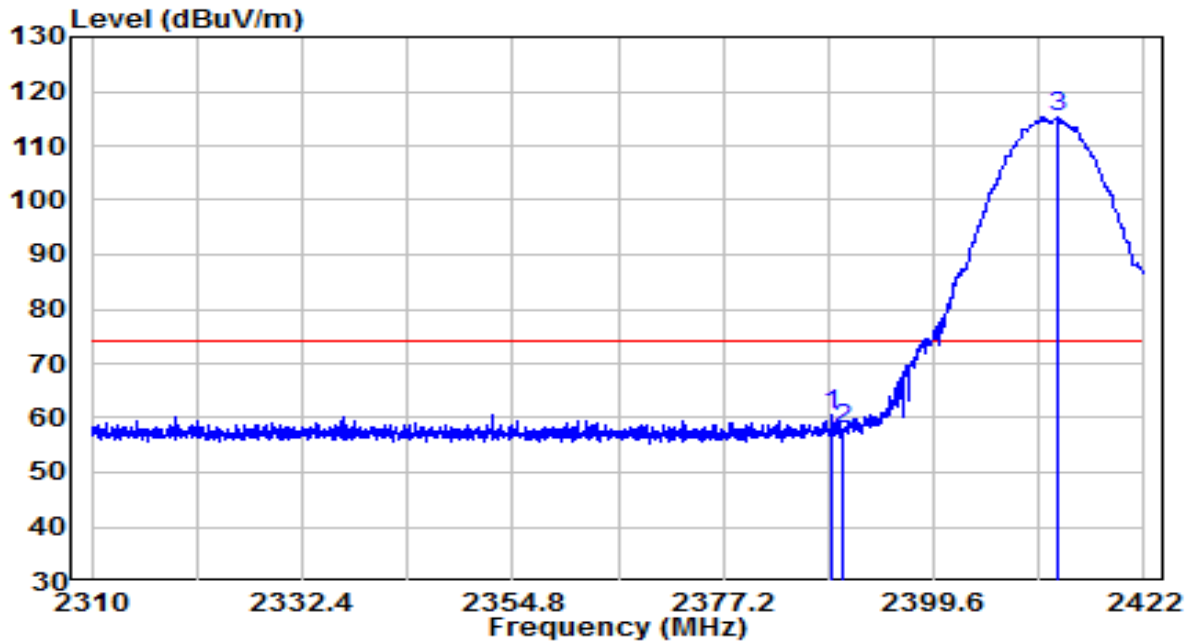
No	Frequency (MHz)	Reading (dB μ V)	C.F (dB/m)	Measurement (dB μ V/m)	Margin (dB)	Limit (dB μ V/m)	Remark (QP/PK/AV)
1	* 2443.356	70.00	32.44	102.45	N/A	N/A	Average
2	2483.500	20.46	32.61	53.07	-0.93	54.00	Average

Note:

1. " *", means this data is the worst emission level.
2. C.F (Correction Factor) = Antenna Factor (dB/m) + Cable Loss (dB).
3. Measurement(dB μ V/m) = Reading(dB μ V) + C.F (Correction Factor).

Filter Configuration 2#

EUT	ACCESS POINT	Date of Test	2022-01-06
Factor	BBHA 9120D (1GHz~18GHz)_2021	Temp. / Humidity	23.6°C/41.4%
Polarity	Horizontal	Site / Test Engineer	AC1 / Jay Chu
Test Mode	Transmit by 802.11b at Channel 2412MHz	Test Voltage	120V/60Hz

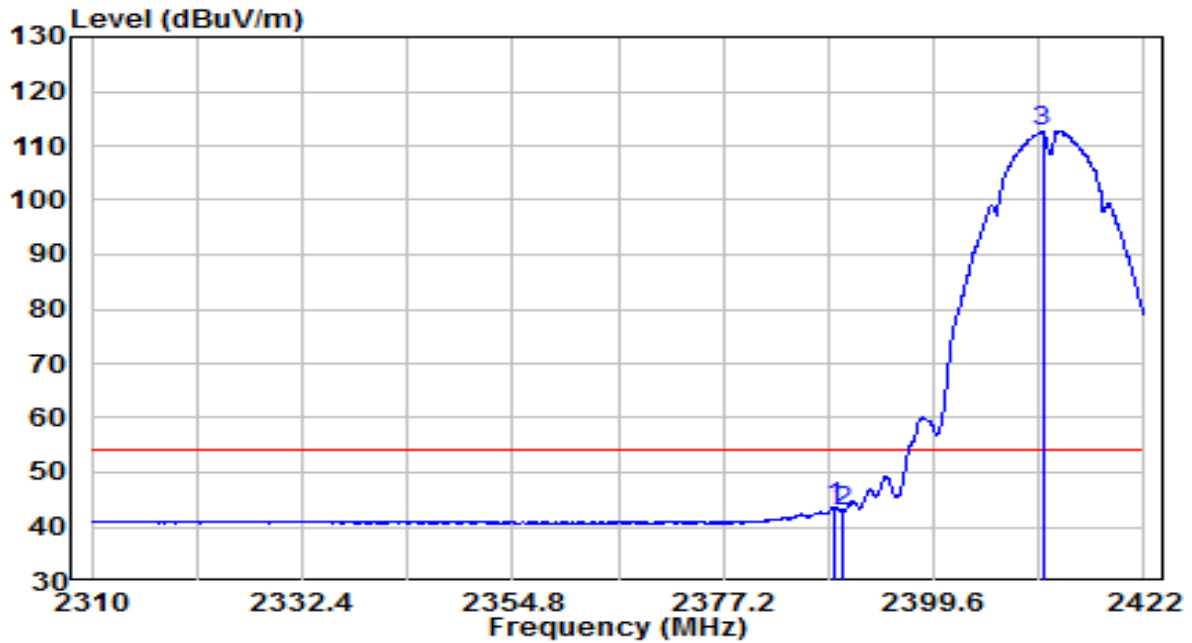


No	Frequency (MHz)	Reading (dB μ V)	C.F (dB/m)	Measurement (dB μ V/m)	Margin (dB)	Limit (dB μ V/m)	Remark (QP/PK/AV)
1	2388.792	28.50	32.21	60.71	-13.29	74.00	Peak
2	2390.000	25.72	32.22	57.94	-16.06	74.00	Peak
3	* 2412.872	82.88	32.31	115.19	N/A	N/A	Peak

Note:

1. " *", means this data is the worst emission level.
2. C.F (Correction Factor) = Antenna Factor (dB/m) + Cable Loss (dB).
3. Measurement(dB μ V/m) = Reading(dB μ V) + C.F (Correction Factor).

EUT	ACCESS POINT	Date of Test	2022-01-06
Factor	BBHA 9120D (1GHz~18GHz)_2021	Temp. / Humidity	23.6°C/41.4%
Polarity	Horizontal	Site / Test Engineer	AC1 / Jay Chu
Test Mode	Transmit by 802.11b at Channel 2412MHz	Test Voltage	120V/60Hz

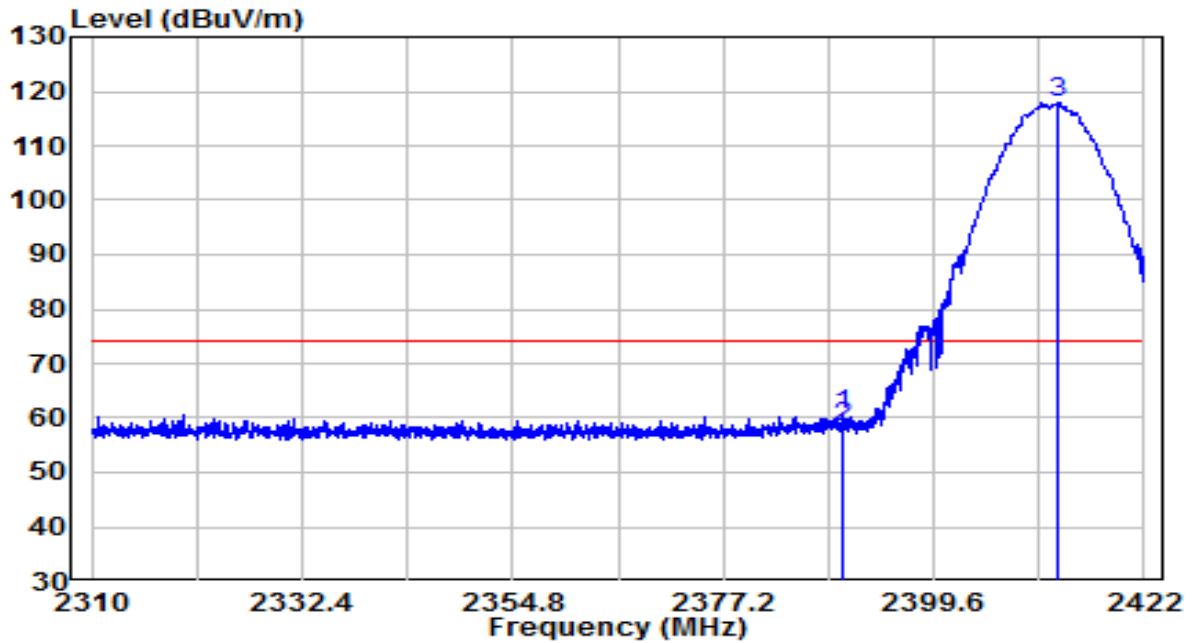


No	Frequency (MHz)	Reading (dB μ V)	C.F (dB/m)	Measurement (dB μ V/m)	Margin (dB)	Limit (dB μ V/m)	Remark (QP/PK/AV)
1	2389.016	11.42	32.21	43.64	-10.36	54.00	Average
2	2390.000	10.63	32.22	42.85	-11.15	54.00	Average
3	* 2411.192	80.45	32.31	112.76	N/A	N/A	Average

Note:

1. " *", means this data is the worst emission level.
2. C.F (Correction Factor) = Antenna Factor (dB/m) + Cable Loss (dB).
3. Measurement(dB μ V/m) = Reading(dB μ V) + C.F (Correction Factor).

EUT	ACCESS POINT	Date of Test	2022-01-06
Factor	BBHA 9120D (1GHz~18GHz)_2021	Temp. / Humidity	23.6°C/41.4%
Polarity	Vertical	Site / Test Engineer	AC1 / Jay Chu
Test Mode	Transmit by 802.11b at Channel 2412MHz	Test Voltage	120V/60Hz

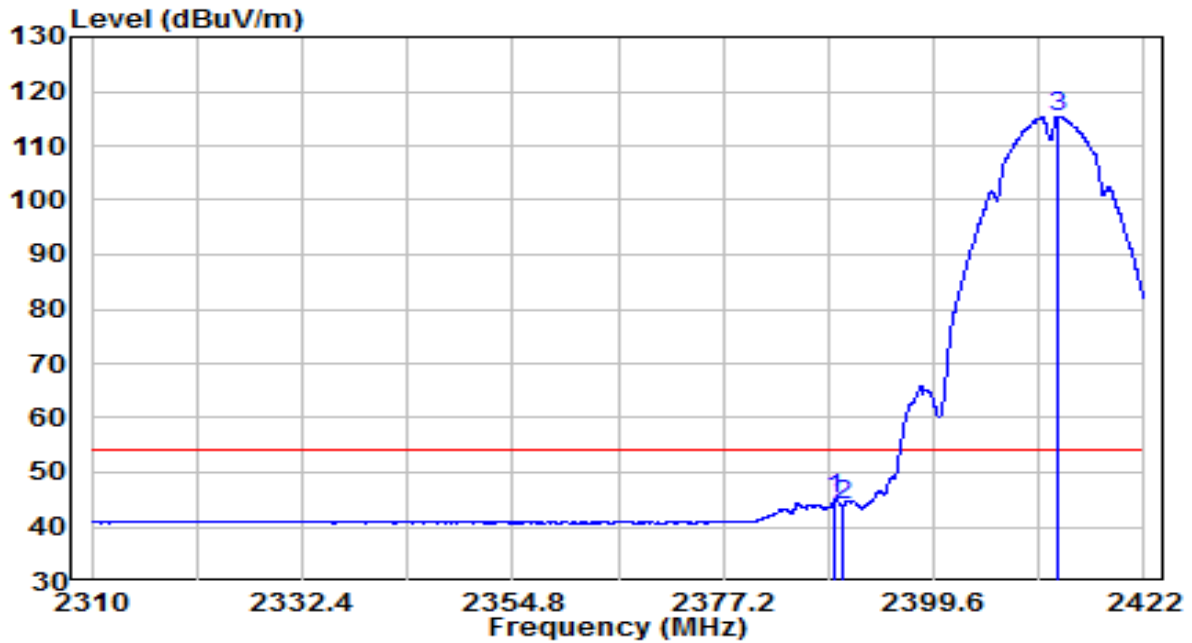


No	Frequency (MHz)	Reading (dBμV)	C.F (dB/m)	Measurement (dBμV/m)	Margin (dB)	Limit (dBμV/m)	Remark (QP/PK/AV)
1	2389.856	28.18	32.22	60.40	-13.60	74.00	Peak
2	2390.000	26.03	32.22	58.25	-15.75	74.00	Peak
3	* 2412.872	85.67	32.31	117.98	N/A	N/A	Peak

Note:

1. " *", means this data is the worst emission level.
2. C.F (Correction Factor) = Antenna Factor (dB/m) + Cable Loss (dB).
3. Measurement(dBμV/m) = Reading(dBμV) + C.F (Correction Factor).

EUT	ACCESS POINT	Date of Test	2022-01-06
Factor	BBHA 9120D (1GHz~18GHz)_2021	Temp. / Humidity	23.6°C/41.4%
Polarity	Vertical	Site / Test Engineer	AC1 / Jay Chu
Test Mode	Transmit by 802.11b at Channel 2412MHz	Test Voltage	120V/60Hz

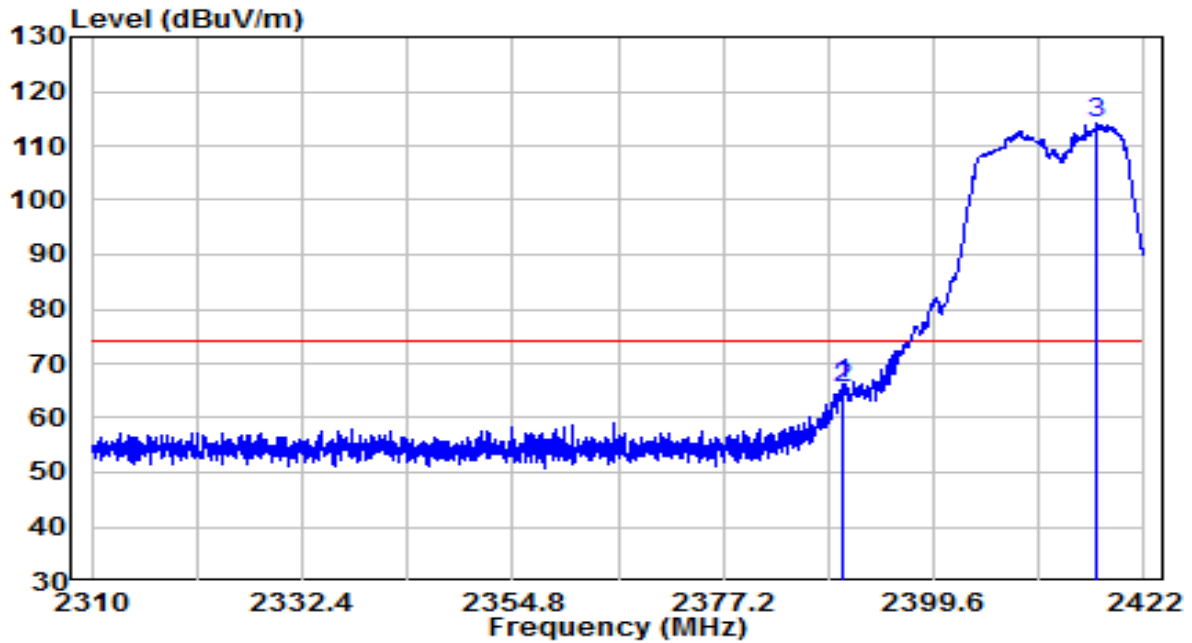


No	Frequency (MHz)	Reading (dB μ V)	C.F (dB/m)	Measurement (dB μ V/m)	Margin (dB)	Limit (dB μ V/m)	Remark (QP/PK/AV)
1	2389.128	12.71	32.21	44.92	-9.08	54.00	Average
2	2390.000	11.80	32.22	44.02	-9.98	54.00	Average
3	* 2412.704	83.13	32.31	115.44	N/A	N/A	Average

Note:

1. " *", means this data is the worst emission level.
2. C.F (Correction Factor) = Antenna Factor (dB/m) + Cable Loss (dB).
3. Measurement(dB μ V/m) = Reading(dB μ V) + C.F (Correction Factor).

EUT	ACCESS POINT	Date of Test	2022-01-06
Factor	BBHA 9120D (1GHz~18GHz)_2021	Temp. / Humidity	23.6°C/41.4%
Polarity	Horizontal	Site / Test Engineer	AC1 / Jay Chu
Test Mode	Transmit by 802.11g at Channel 2412MHz	Test Voltage	120V/60Hz

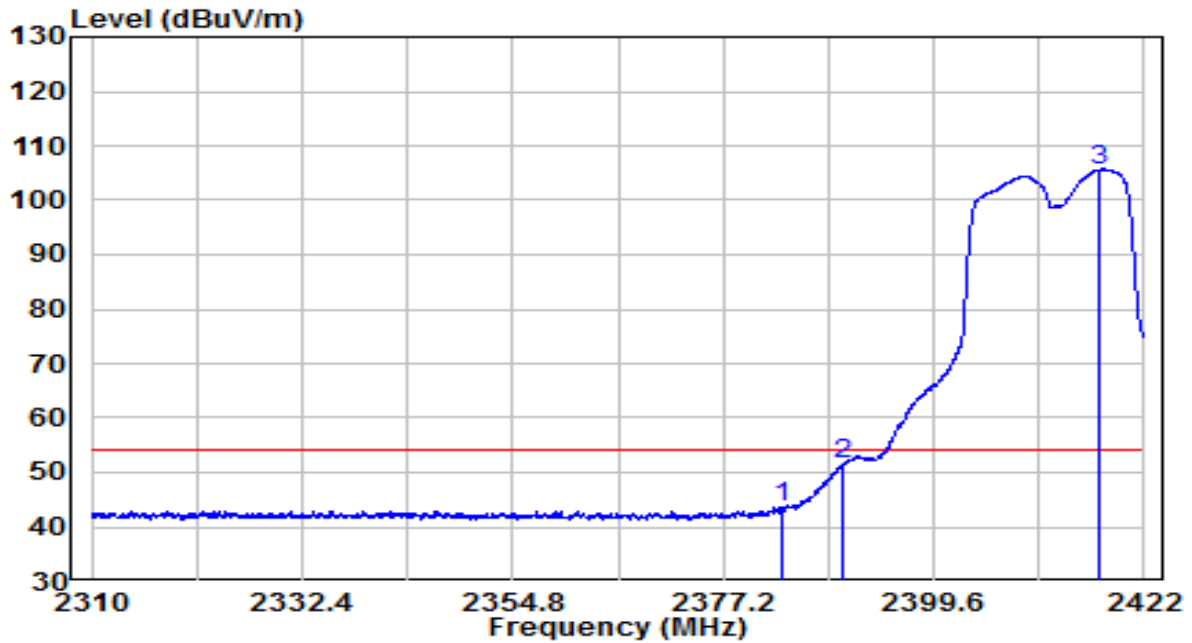


No	Frequency (MHz)	Reading (dB μ V)	C.F (dB/m)	Measurement (dB μ V/m)	Margin (dB)	Limit (dB μ V/m)	Remark (QP/PK/AV)
1	2389.968	33.86	32.22	66.07	-7.93	74.00	Peak
2	2390.000	33.19	32.22	65.41	-8.59	74.00	Peak
3	* 2417.016	81.68	32.33	114.01	N/A	N/A	Peak

Note:

1. " *", means this data is the worst emission level.
2. C.F (Correction Factor) = Antenna Factor (dB/m) + Cable Loss (dB).
3. Measurement(dB μ V/m) = Reading(dB μ V) + C.F (Correction Factor).

EUT	ACCESS POINT	Date of Test	2022-01-06
Factor	BBHA 9120D (1GHz~18GHz)_2021	Temp. / Humidity	23.6°C/41.4%
Polarity	Horizontal	Site / Test Engineer	AC1 / Jay Chu
Test Mode	Transmit by 802.11g at Channel 2412MHz	Test Voltage	120V/60Hz

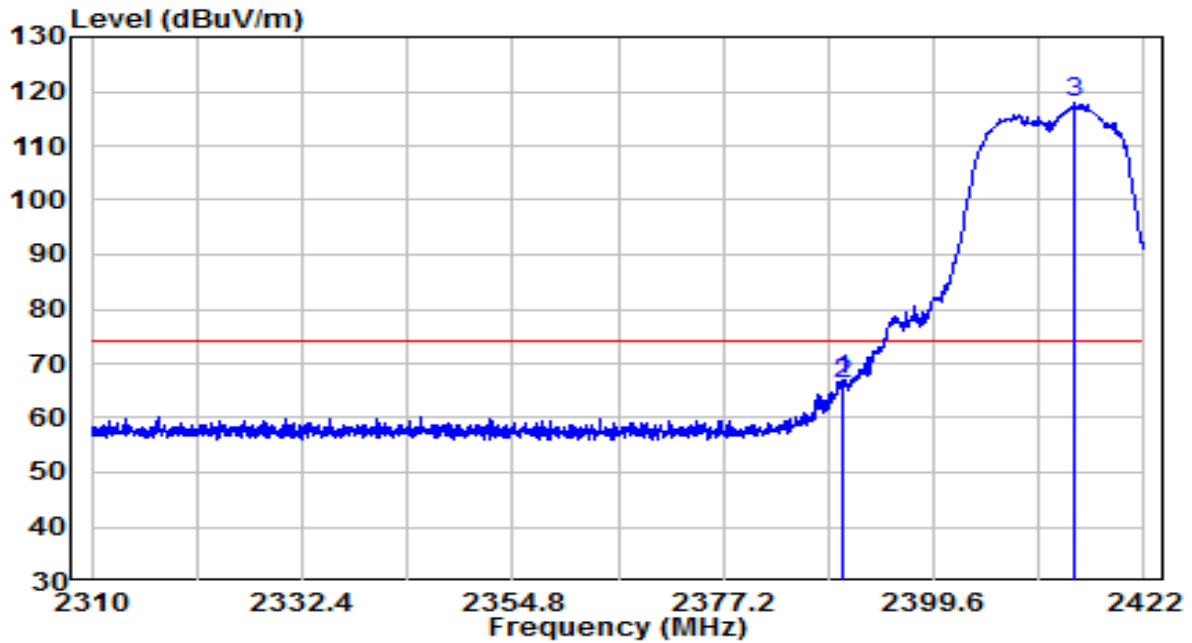


No	Frequency (MHz)	Reading (dB μ V)	C.F (dB/m)	Measurement (dB μ V/m)	Margin (dB)	Limit (dB μ V/m)	Remark (QP/PK/AV)
1	2383.528	11.49	32.19	43.68	-10.32	54.00	Average
2	2390.000	19.33	32.22	51.55	-2.45	54.00	Average
3	* 2417.296	73.29	32.33	105.63	N/A	N/A	Average

Note:

1. " *", means this data is the worst emission level.
2. C.F (Correction Factor) = Antenna Factor (dB/m) + Cable Loss (dB).
3. Measurement(dB μ V/m) = Reading(dB μ V) + C.F (Correction Factor).

EUT	ACCESS POINT	Date of Test	2022-01-06
Factor	BBHA 9120D (1GHz~18GHz)_2021	Temp. / Humidity	23.6°C/41.4%
Polarity	Vertical	Site / Test Engineer	AC1 / Jay Chu
Test Mode	Transmit by 802.11g at Channel 2412MHz	Test Voltage	120V/60Hz

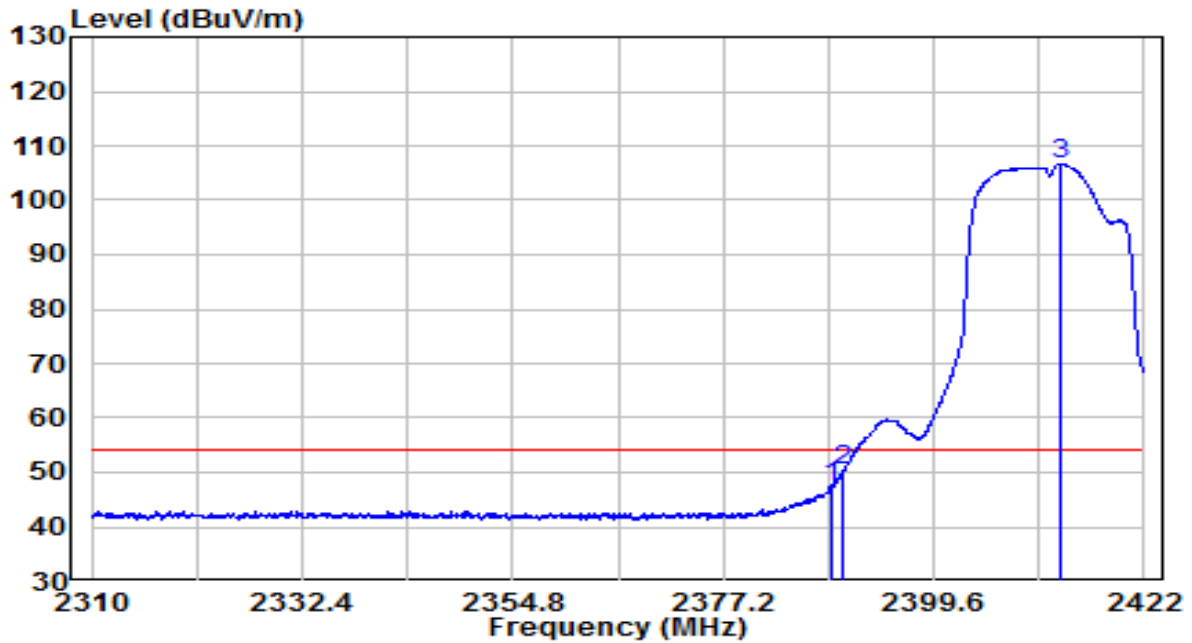


No	Frequency (MHz)	Reading (dB μ V)	C.F (dB/m)	Measurement (dB μ V/m)	Margin (dB)	Limit (dB μ V/m)	Remark (QP/PK/AV)
1	2389.800	34.70	32.22	66.91	-7.09	74.00	Peak
2	2390.000	34.17	32.22	66.38	-7.62	74.00	Peak
3	* 2414.608	85.49	32.32	117.81	N/A	N/A	Peak

Note:

1. " *", means this data is the worst emission level.
2. C.F (Correction Factor) = Antenna Factor (dB/m) + Cable Loss (dB).
3. Measurement(dB μ V/m) = Reading(dB μ V) + C.F (Correction Factor).

EUT	ACCESS POINT	Date of Test	2022-01-06
Factor	BBHA 9120D (1GHz~18GHz)_2021	Temp. / Humidity	23.6°C/41.4%
Polarity	Vertical	Site / Test Engineer	AC1 / Jay Chu
Test Mode	Transmit by 802.11g at Channel 2412MHz	Test Voltage	120V/60Hz

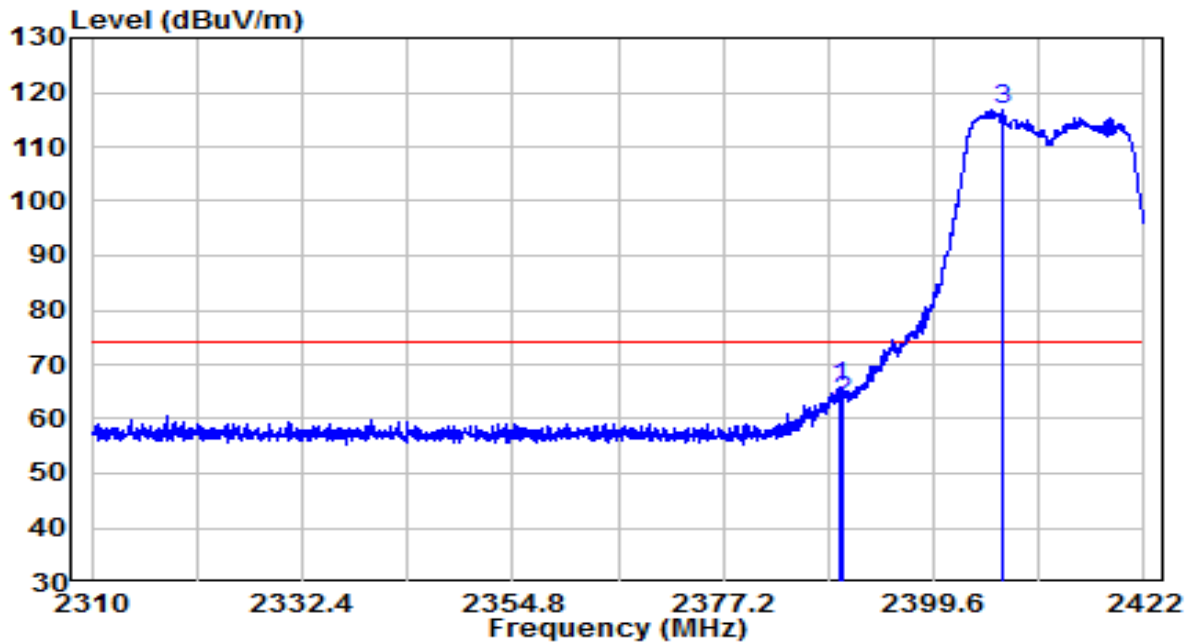


No	Frequency (MHz)	Reading (dBμV)	C.F (dB/m)	Measurement (dBμV/m)	Margin (dB)	Limit (dBμV/m)	Remark (QP/PK/AV)
1	2388.624	15.24	32.21	47.45	-6.55	54.00	Average
2	2390.000	18.13	32.22	50.35	-3.65	54.00	Average
3	* 2413.152	74.30	32.32	106.62	N/A	N/A	Average

Note:

1. " *", means this data is the worst emission level.
2. C.F (Correction Factor) = Antenna Factor (dB/m) + Cable Loss (dB).
3. Measurement(dBμV/m) = Reading(dBμV) + C.F (Correction Factor).

EUT	ACCESS POINT	Date of Test	2022-01-06
Factor	BBHA 9120D (1GHz~18GHz)_2021	Temp. / Humidity	23.6°C/41.4%
Polarity	Horizontal	Site / Test Engineer	AC1 / Jay Chu
Test Mode	Transmit by 802.11n-HT20 at Channel 2412MHz	Test Voltage	120V/60Hz

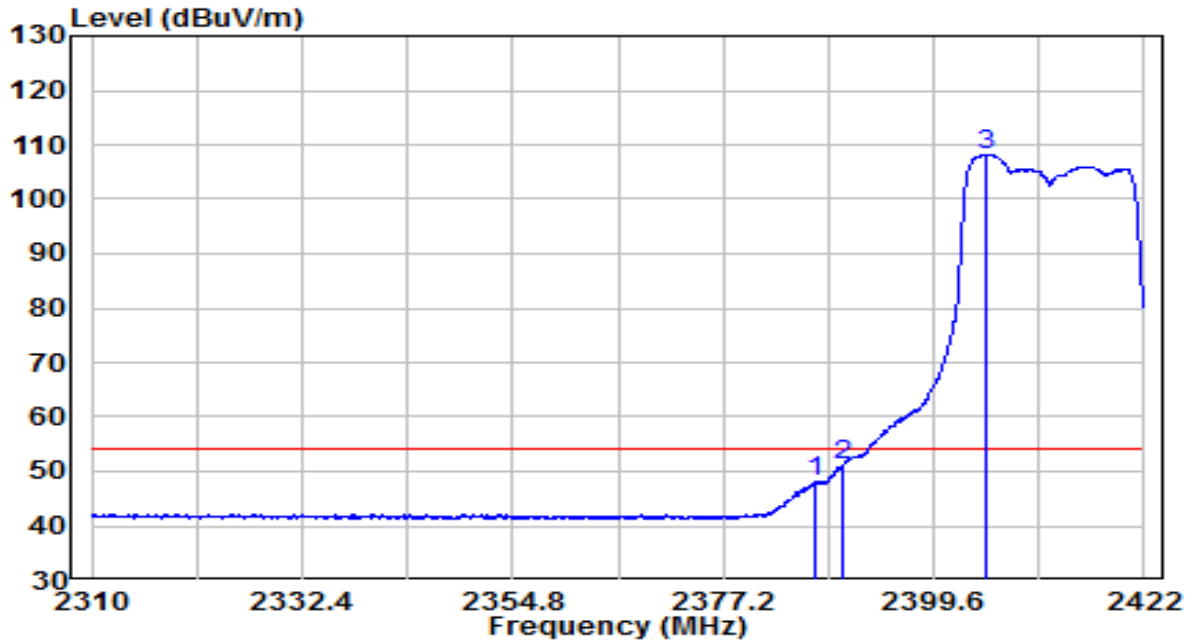


No	Frequency (MHz)	Reading (dB μ V)	C.F (dB/m)	Measurement (dB μ V/m)	Margin (dB)	Limit (dB μ V/m)	Remark (QP/PK/AV)
1	2389.632	33.46	32.22	65.67	-8.33	74.00	Peak
2	2390.000	30.82	32.22	63.04	-10.96	74.00	Peak
3	* 2407.048	84.48	32.29	116.76	N/A	N/A	Peak

Note:

1. " *", means this data is the worst emission level.
2. C.F (Correction Factor) = Antenna Factor (dB/m) + Cable Loss (dB).
3. Measurement(dB μ V/m) = Reading(dB μ V) + C.F (Correction Factor).

EUT	ACCESS POINT	Date of Test	2022-01-06
Factor	BBHA 9120D (1GHz~18GHz)_2021	Temp. / Humidity	23.6°C/41.4%
Polarity	Horizontal	Site / Test Engineer	AC1 / Jay Chu
Test Mode	Transmit by 802.11n-HT20 at Channel 2412MHz	Test Voltage	120V/60Hz

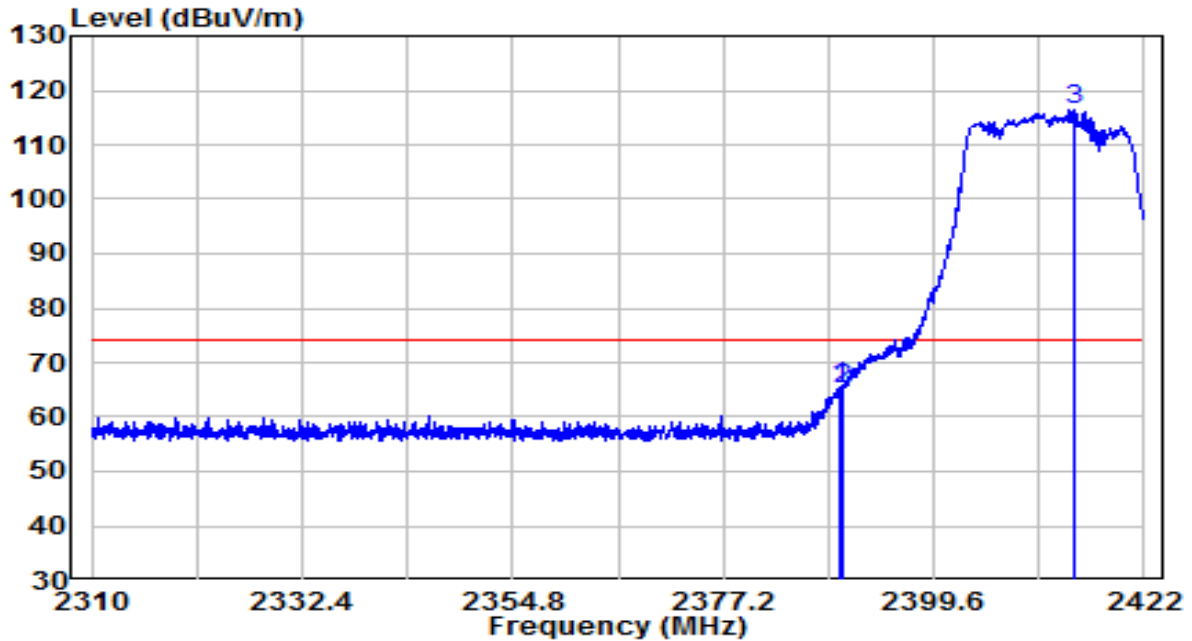


No	Frequency (MHz)	Reading (dB μ V)	C.F (dB/m)	Measurement (dB μ V/m)	Margin (dB)	Limit (dB μ V/m)	Remark (QP/PK/AV)
1	2387.112	15.92	32.21	48.13	-5.87	54.00	Average
2	2390.000	18.96	32.22	51.18	-2.82	54.00	Average
3	* 2405.088	75.93	32.28	108.21	N/A	N/A	Average

Note:

1. " *", means this data is the worst emission level.
2. C.F (Correction Factor) = Antenna Factor (dB/m) + Cable Loss (dB).
3. Measurement(dB μ V/m) = Reading(dB μ V) + C.F (Correction Factor).

EUT	ACCESS POINT	Date of Test	2022-01-06
Factor	BBHA 9120D (1GHz~18GHz)_2021	Temp. / Humidity	23.6°C/41.4%
Polarity	Vertical	Site / Test Engineer	AC1 / Jay Chu
Test Mode	Transmit by 802.11n-HT20 at Channel 2412MHz	Test Voltage	120V/60Hz

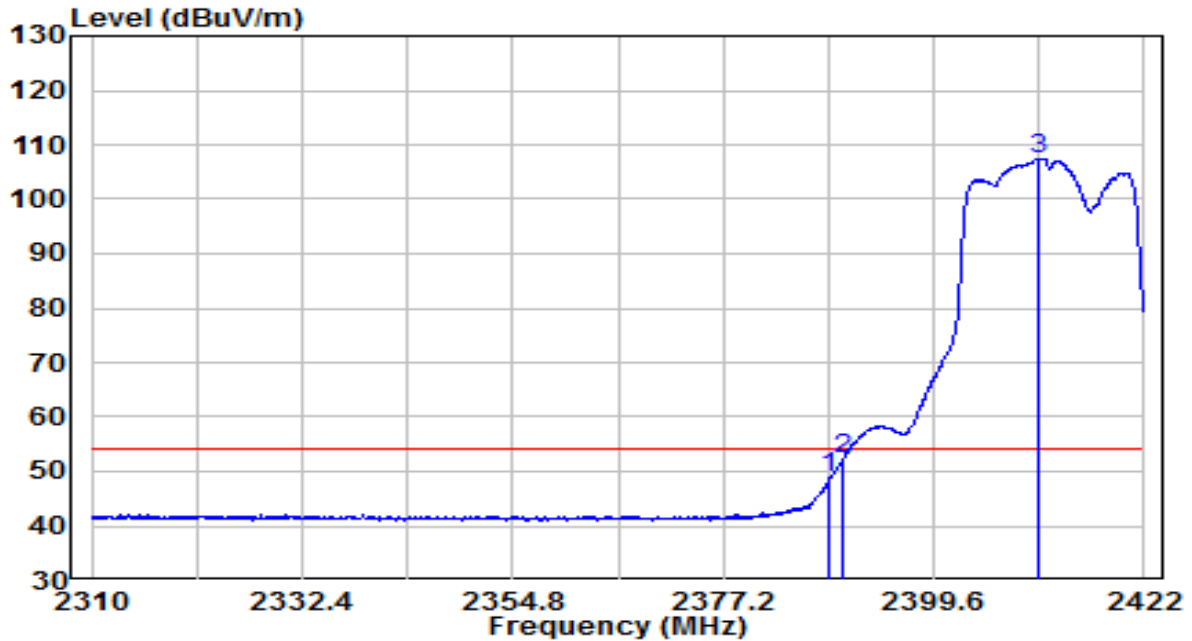


No	Frequency (MHz)	Reading (dB μ V)	C.F (dB/m)	Measurement (dB μ V/m)	Margin (dB)	Limit (dB μ V/m)	Remark (QP/PK/AV)
1	2389.576	33.24	32.22	65.46	-8.54	74.00	Peak
2	2390.000	32.99	32.22	65.21	-8.79	74.00	Peak
3	* 2414.440	84.14	32.32	116.46	N/A	N/A	Peak

Note:

1. " *", means this data is the worst emission level.
2. C.F (Correction Factor) = Antenna Factor (dB/m) + Cable Loss (dB).
3. Measurement(dB μ V/m) = Reading(dB μ V) + C.F (Correction Factor).

EUT	ACCESS POINT	Date of Test	2022-01-06
Factor	BBHA 9120D (1GHz~18GHz)_2021	Temp. / Humidity	23.6°C/41.4%
Polarity	Vertical	Site / Test Engineer	AC1 / Jay Chu
Test Mode	Transmit by 802.11n-HT20 at Channel 2412MHz	Test Voltage	120V/60Hz

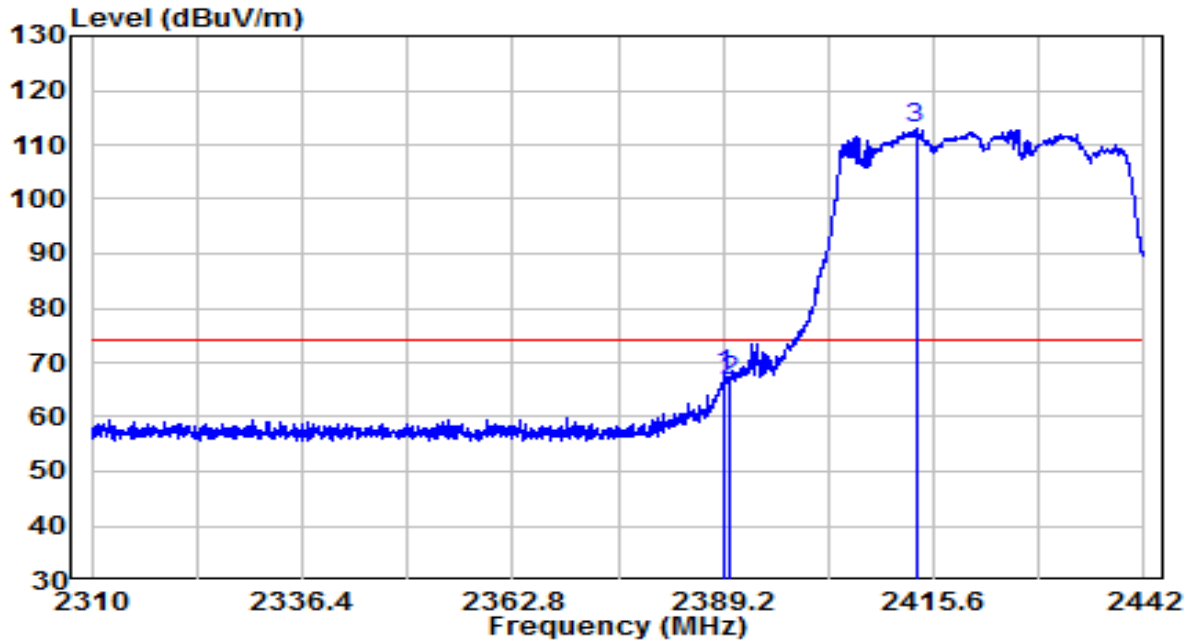


No	Frequency (MHz)	Reading (dB μ V)	C.F (dB/m)	Measurement (dB μ V/m)	Margin (dB)	Limit (dB μ V/m)	Remark (QP/PK/AV)
1	2388.512	16.72	32.21	48.93	-5.07	54.00	Average
2	2390.000	19.96	32.22	52.18	-1.82	54.00	Average
3	* 2410.688	75.16	32.30	107.47	N/A	N/A	Average

Note:

1. " *", means this data is the worst emission level.
2. C.F (Correction Factor) = Antenna Factor (dB/m) + Cable Loss (dB).
3. Measurement(dB μ V/m) = Reading(dB μ V) + C.F (Correction Factor).

EUT	ACCESS POINT	Date of Test	2022-01-06
Factor	BBHA 9120D (1GHz~18GHz)_2021	Temp. / Humidity	23.6°C/41.4%
Polarity	Horizontal	Site / Test Engineer	AC1 / Jay Chu
Test Mode	Transmit by 802.11n-HT40 at Channel 2422MHz	Test Voltage	120V/60Hz

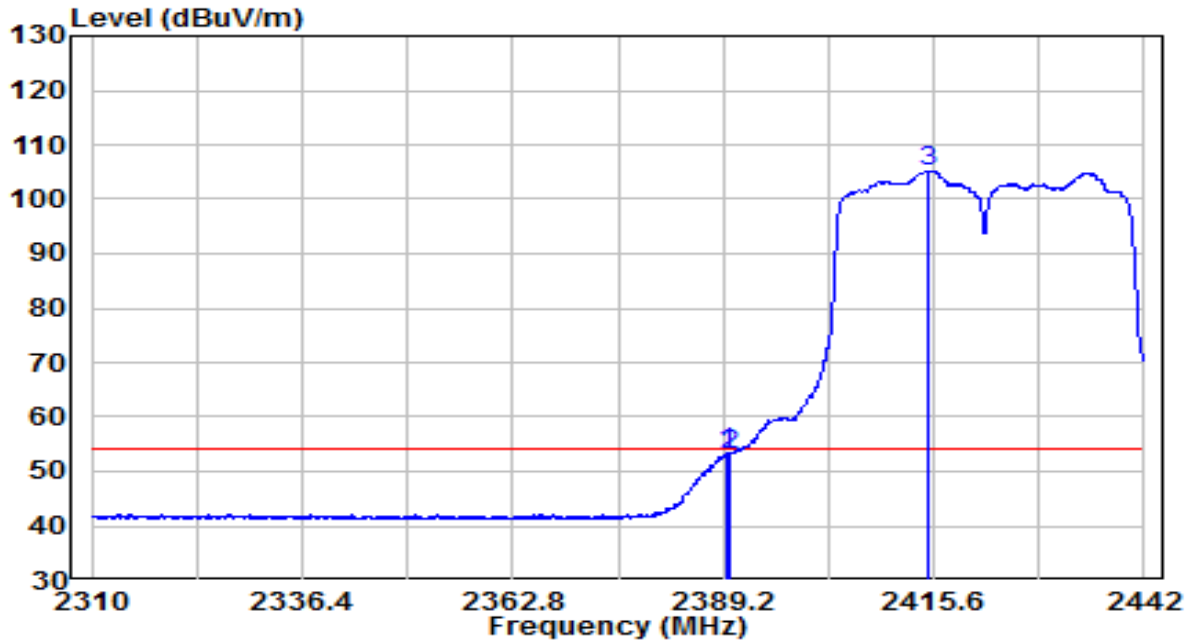


No	Frequency (MHz)	Reading (dBμV)	C.F (dB/m)	Measurement (dBμV/m)	Margin (dB)	Limit (dBμV/m)	Remark (QP/PK/AV)
1	2389.332	35.52	32.22	67.74	-6.26	74.00	Peak
2	2390.000	34.57	32.22	66.79	-7.21	74.00	Peak
3	* 2413.356	80.70	32.32	113.02	N/A	N/A	Peak

Note:

1. " *", means this data is the worst emission level.
2. C.F (Correction Factor) = Antenna Factor (dB/m) + Cable Loss (dB).
3. Measurement(dBμV/m) = Reading(dBμV) + C.F (Correction Factor).

EUT	ACCESS POINT	Date of Test	2022-01-06
Factor	BBHA 9120D (1GHz~18GHz)_2021	Temp. / Humidity	23.6°C/41.4%
Polarity	Horizontal	Site / Test Engineer	AC1 / Jay Chu
Test Mode	Transmit by 802.11n-HT40 at Channel 2422MHz	Test Voltage	120V/60Hz

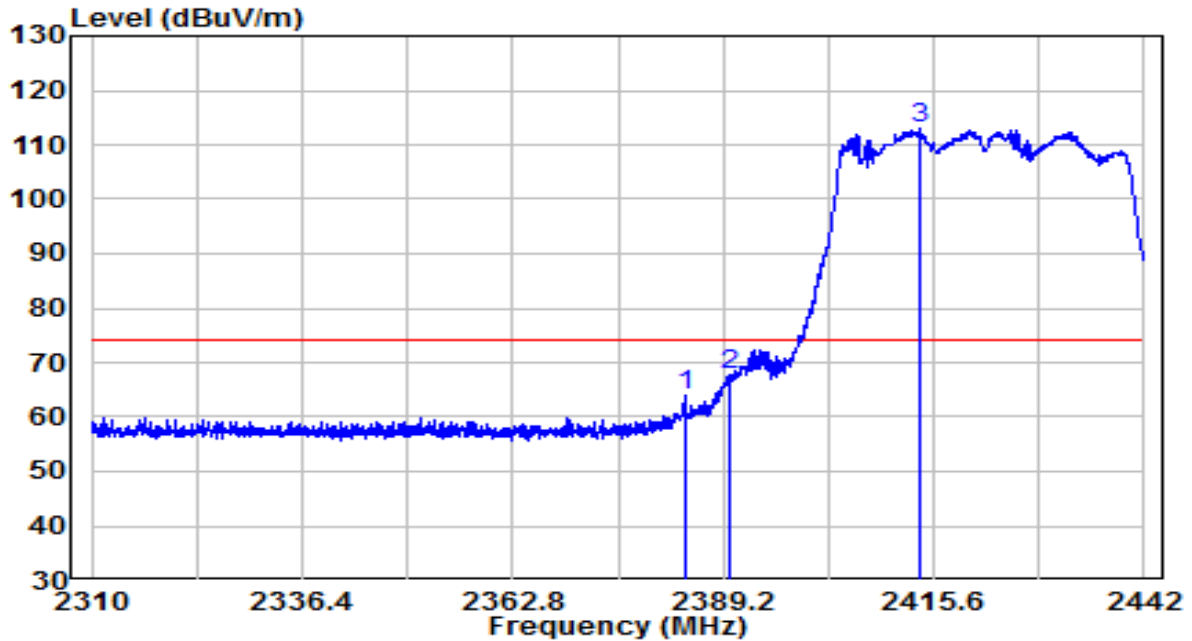


No	Frequency (MHz)	Reading (dB μ V)	C.F (dB/m)	Measurement (dB μ V/m)	Margin (dB)	Limit (dB μ V/m)	Remark (QP/PK/AV)
1	2389.596	21.04	32.22	53.26	-0.74	54.00	Average
2	2390.000	20.98	32.22	53.20	-0.80	54.00	Average
3	* 2414.940	72.94	32.32	105.26	N/A	N/A	Average

Note:

1. " *", means this data is the worst emission level.
2. C.F (Correction Factor) = Antenna Factor (dB/m) + Cable Loss (dB).
3. Measurement(dB μ V/m) = Reading(dB μ V) + C.F (Correction Factor).

EUT	ACCESS POINT	Date of Test	2022-01-06
Factor	BBHA 9120D (1GHz~18GHz)_2021	Temp. / Humidity	23.6°C/41.4%
Polarity	Vertical	Site / Test Engineer	AC1 / Jay Chu
Test Mode	Transmit by 802.11n-HT40 at Channel 2422MHz	Test Voltage	120V/60Hz

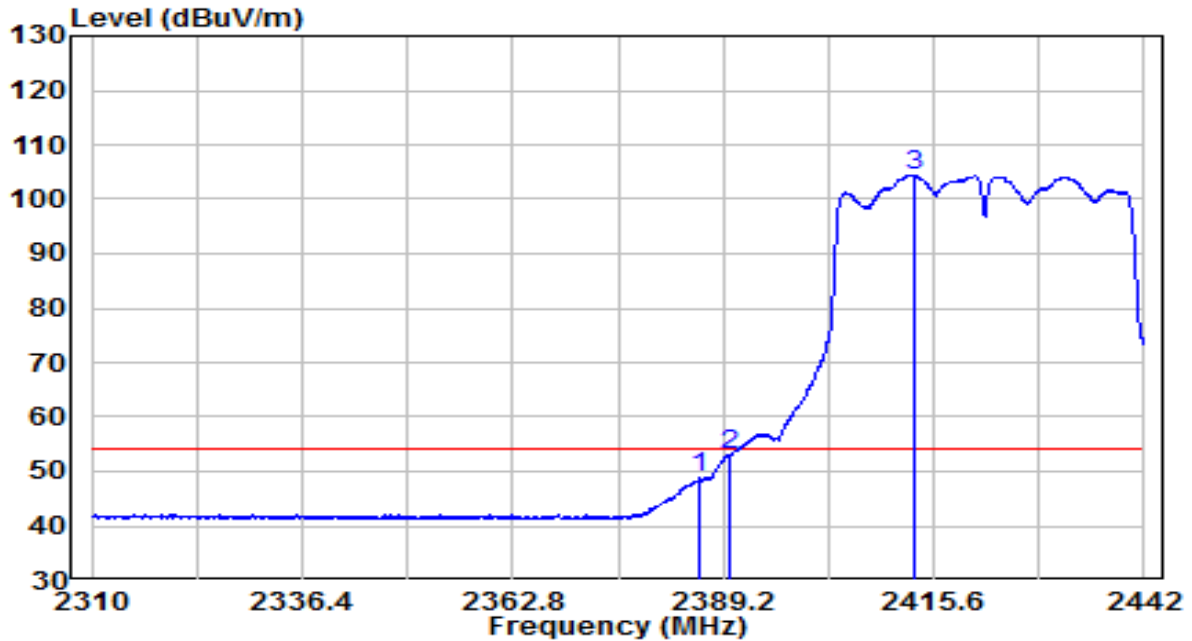


No	Frequency (MHz)	Reading (dB μ V)	C.F (dB/m)	Measurement (dB μ V/m)	Margin (dB)	Limit (dB μ V/m)	Remark (QP/PK/AV)
1	2384.316	31.64	32.19	63.83	-10.17	74.00	Peak
2	2390.000	35.54	32.22	67.76	-6.24	74.00	Peak
3	* 2413.884	80.60	32.32	112.91	N/A	N/A	Peak

Note:

1. " *", means this data is the worst emission level.
2. C.F (Correction Factor) = Antenna Factor (dB/m) + Cable Loss (dB).
3. Measurement(dB μ V/m) = Reading(dB μ V) + C.F (Correction Factor).

EUT	ACCESS POINT	Date of Test	2022-01-06
Factor	BBHA 9120D (1GHz~18GHz)_2021	Temp. / Humidity	23.6°C/41.4%
Polarity	Vertical	Site / Test Engineer	AC1 / Jay Chu
Test Mode	Transmit by 802.11n-HT40 at Channel 2422MHz	Test Voltage	120V/60Hz

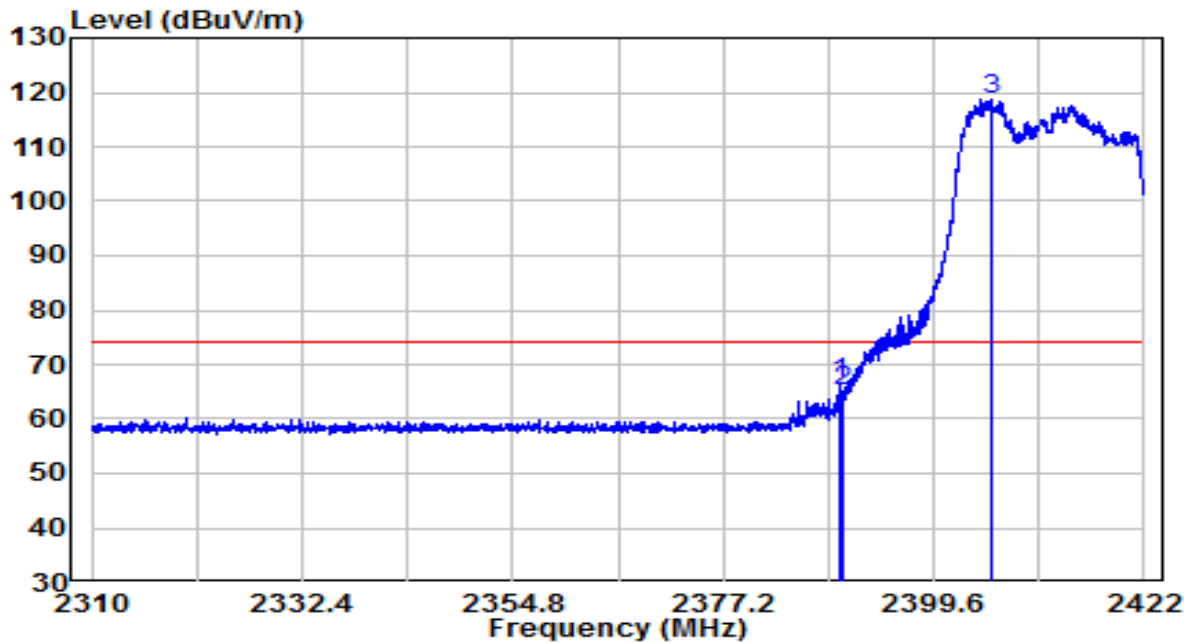


No	Frequency (MHz)	Reading (dB μ V)	C.F (dB/m)	Measurement (dB μ V/m)	Margin (dB)	Limit (dB μ V/m)	Remark (QP/PK/AV)
1	2386.230	16.58	32.20	48.78	-5.22	54.00	Average
2	2390.000	20.84	32.22	53.06	-0.94	54.00	Average
3	* 2413.026	71.98	32.31	104.29	N/A	N/A	Average

Note:

1. " *", means this data is the worst emission level.
2. C.F (Correction Factor) = Antenna Factor (dB/m) + Cable Loss (dB).
3. Measurement(dB μ V/m) = Reading(dB μ V) + C.F (Correction Factor).

EUT	ACCESS POINT	Date of Test	2022-01-06
Factor	BBHA 9120D (1GHz~18GHz)_2021	Temp. / Humidity	23.6°C/41.4%
Polarity	Horizontal	Site / Test Engineer	AC1 / Jay Chu
Test Mode	Transmit by 802.11ax-HE20 at Channel 2412MHz	Test Voltage	120V/60Hz

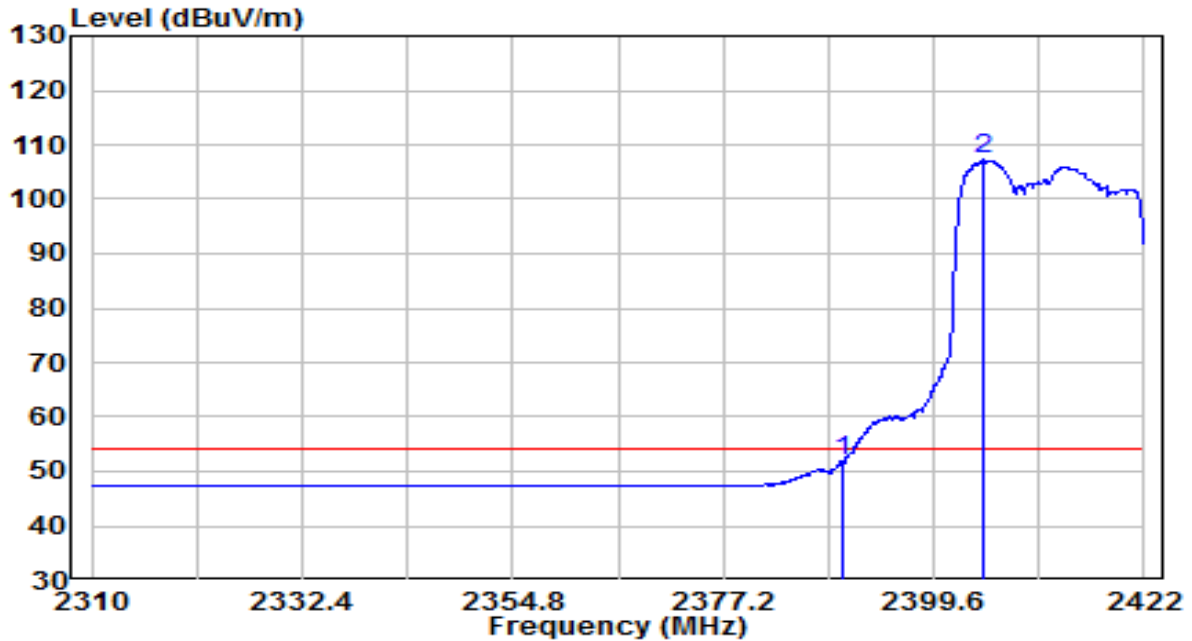


No	Frequency (MHz)	Reading (dB μ V)	C.F (dB/m)	Measurement (dB μ V/m)	Margin (dB)	Limit (dB μ V/m)	Remark (QP/PK/AV)
1	2389.688	34.26	32.22	66.47	-7.53	74.00	Peak
2	2390.000	32.97	32.22	65.19	-8.81	74.00	Peak
3	* 2405.760	86.36	32.28	118.64	N/A	N/A	Peak

Note:

1. " *", means this data is the worst emission level.
2. C.F (Correction Factor) = Antenna Factor (dB/m) + Cable Loss (dB).
3. Measurement(dB μ V/m) = Reading(dB μ V) + C.F (Correction Factor).

EUT	ACCESS POINT	Date of Test	2022-01-06
Factor	BBHA 9120D (1GHz~18GHz)_2021	Temp. / Humidity	23.6°C/41.4%
Polarity	Horizontal	Site / Test Engineer	AC1 / Jay Chu
Test Mode	Transmit by 802.11ax-HE20 at Channel 2412MHz	Test Voltage	120V/60Hz

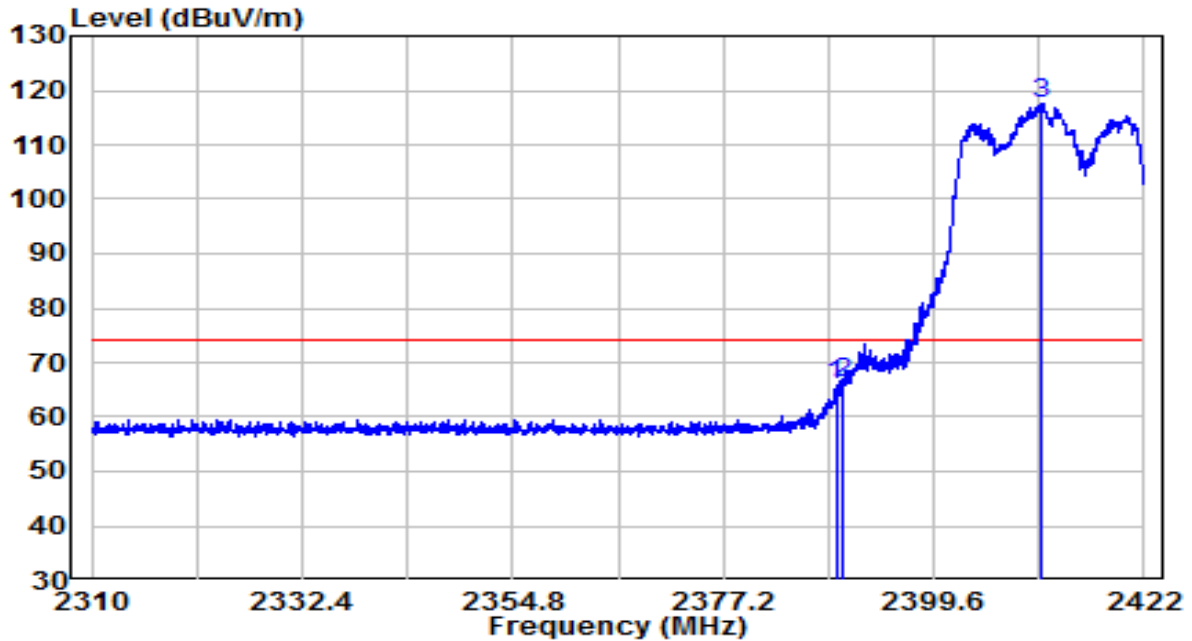


No	Frequency (MHz)	Reading (dB μ V)	C.F (dB/m)	Measurement (dB μ V/m)	Margin (dB)	Limit (dB μ V/m)	Remark (QP/PK/AV)
1	2390.000	19.65	32.22	51.87	-2.13	54.00	Average
2	* 2404.976	74.90	32.28	107.18	N/A	N/A	Average

Note:

1. " *", means this data is the worst emission level.
2. C.F (Correction Factor) = Antenna Factor (dB/m) + Cable Loss (dB).
3. Measurement(dB μ V/m) = Reading(dB μ V) + C.F (Correction Factor).

EUT	ACCESS POINT	Date of Test	2022-01-06
Factor	BBHA 9120D (1GHz~18GHz)_2021	Temp. / Humidity	23.6°C/41.4%
Polarity	Vertical	Site / Test Engineer	AC1 / Jay Chu
Test Mode	Transmit by 802.11ax-HE20 at Channel 2412MHz	Test Voltage	120V/60Hz

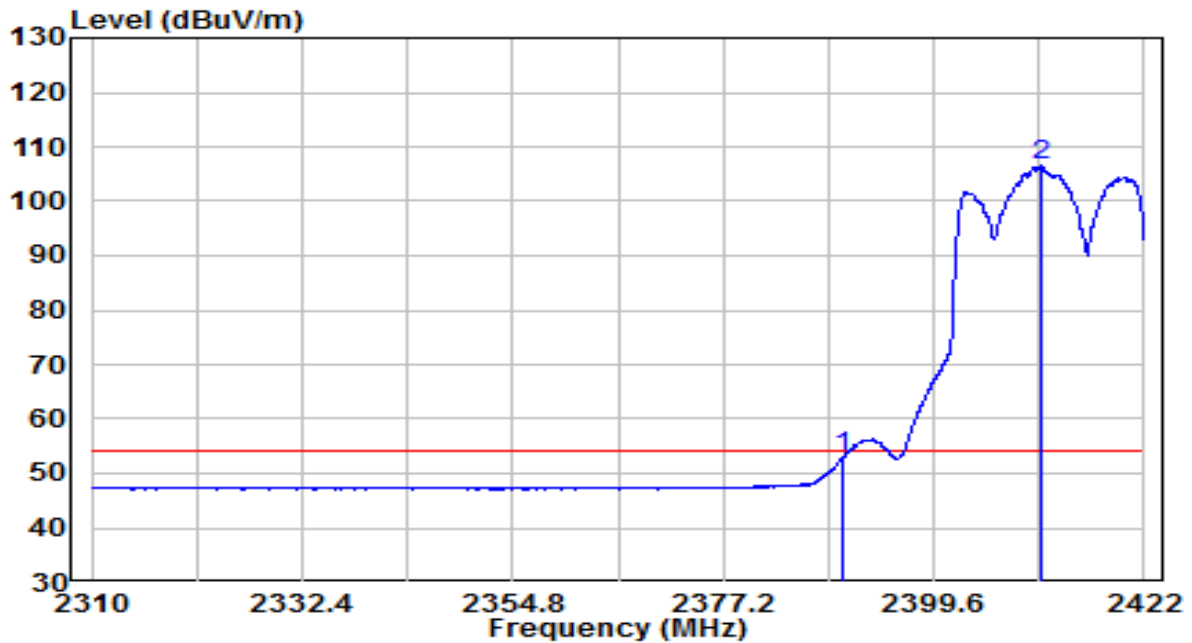


No	Frequency (MHz)	Reading (dB μ V)	C.F (dB/m)	Measurement (dB μ V/m)	Margin (dB)	Limit (dB μ V/m)	Remark (QP/PK/AV)
1	2389.184	33.45	32.21	65.67	-8.33	74.00	Peak
2	2390.000	34.08	32.22	66.30	-7.70	74.00	Peak
3	* 2410.968	85.31	32.31	117.62	N/A	N/A	Peak

Note:

1. " *", means this data is the worst emission level.
2. C.F (Correction Factor) = Antenna Factor (dB/m) + Cable Loss (dB).
3. Measurement(dB μ V/m) = Reading(dB μ V) + C.F (Correction Factor).

EUT	ACCESS POINT	Date of Test	2022-01-06
Factor	BBHA 9120D (1GHz~18GHz)_2021	Temp. / Humidity	23.6°C/41.4%
Polarity	Vertical	Site / Test Engineer	AC1 / Jay Chu
Test Mode	Transmit by 802.11ax-HE20 at Channel 2412MHz	Test Voltage	120V/60Hz

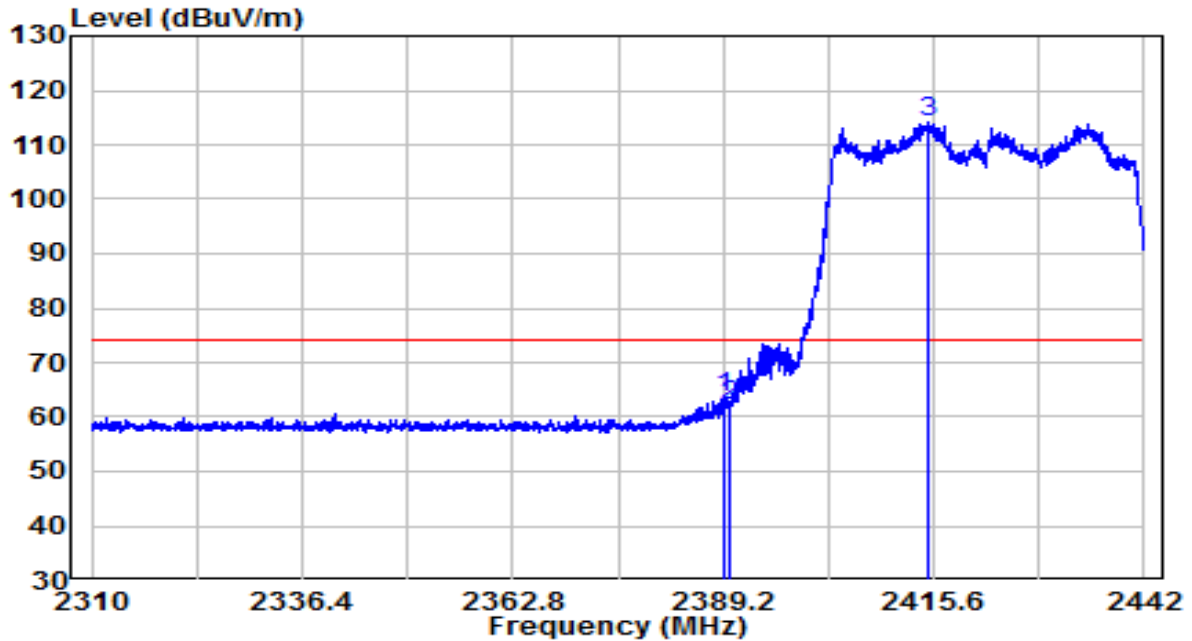


No	Frequency (MHz)	Reading (dBμV)	C.F (dB/m)	Measurement (dBμV/m)	Margin (dB)	Limit (dBμV/m)	Remark (QP/PK/AV)
1	2390.000	20.88	32.22	53.10	-0.90	54.00	Average
2	* 2411.080	74.17	32.31	106.47	N/A	N/A	Average

Note:

1. " *", means this data is the worst emission level.
2. C.F (Correction Factor) = Antenna Factor (dB/m) + Cable Loss (dB).
3. Measurement(dBμV/m) = Reading(dBμV) + C.F (Correction Factor).

EUT	ACCESS POINT	Date of Test	2022-01-06
Factor	BBHA 9120D (1GHz~18GHz)_2021	Temp. / Humidity	23.6°C/41.4%
Polarity	Horizontal	Site / Test Engineer	AC1 / Jay Chu
Test Mode	Transmit by 802.11ax-HE40 at Channel 2422MHz	Test Voltage	120V/60Hz

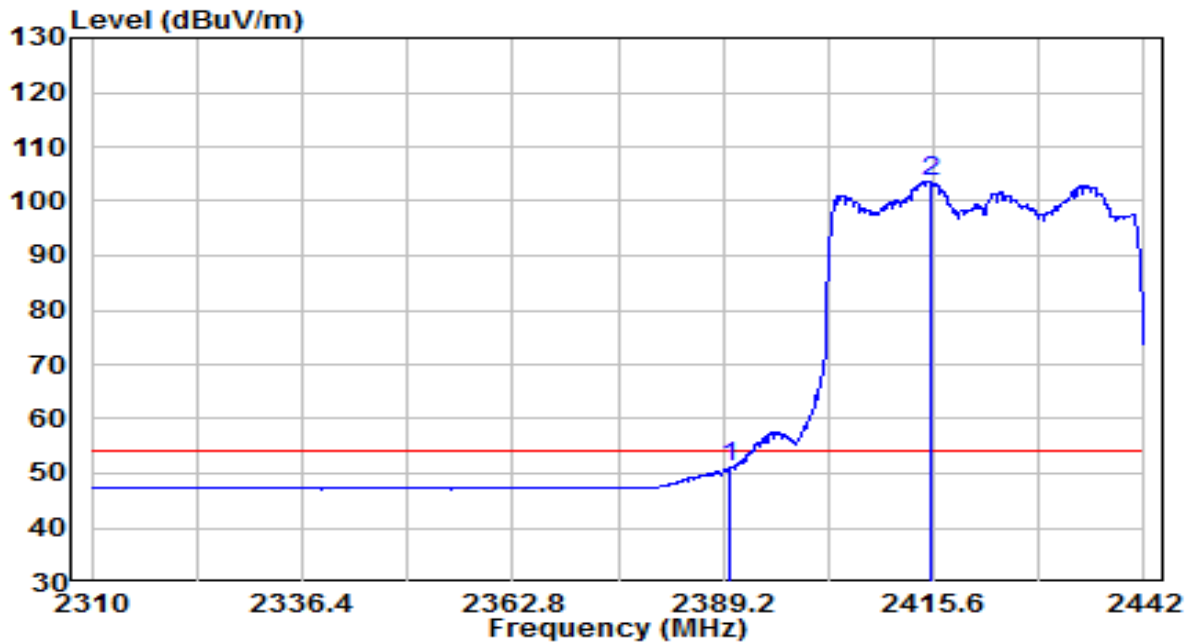


No	Frequency (MHz)	Reading (dBμV)	C.F (dB/m)	Measurement (dBμV/m)	Margin (dB)	Limit (dBμV/m)	Remark (QP/PK/AV)
1	2389.332	31.31	32.22	63.53	-10.47	74.00	Peak
2	2390.000	29.93	32.22	62.15	-11.85	74.00	Peak
3	* 2414.874	81.88	32.32	114.20	N/A	N/A	Peak

Note:

1. " *", means this data is the worst emission level.
2. C.F (Correction Factor) = Antenna Factor (dB/m) + Cable Loss (dB).
3. Measurement(dBμV/m) = Reading(dBμV) + C.F (Correction Factor).

EUT	ACCESS POINT	Date of Test	2022-01-06
Factor	BBHA 9120D (1GHz~18GHz)_2021	Temp. / Humidity	23.6°C/41.4%
Polarity	Horizontal	Site / Test Engineer	AC1 / Jay Chu
Test Mode	Transmit by 802.11ax-HE40 at Channel 2422MHz	Test Voltage	120V/60Hz

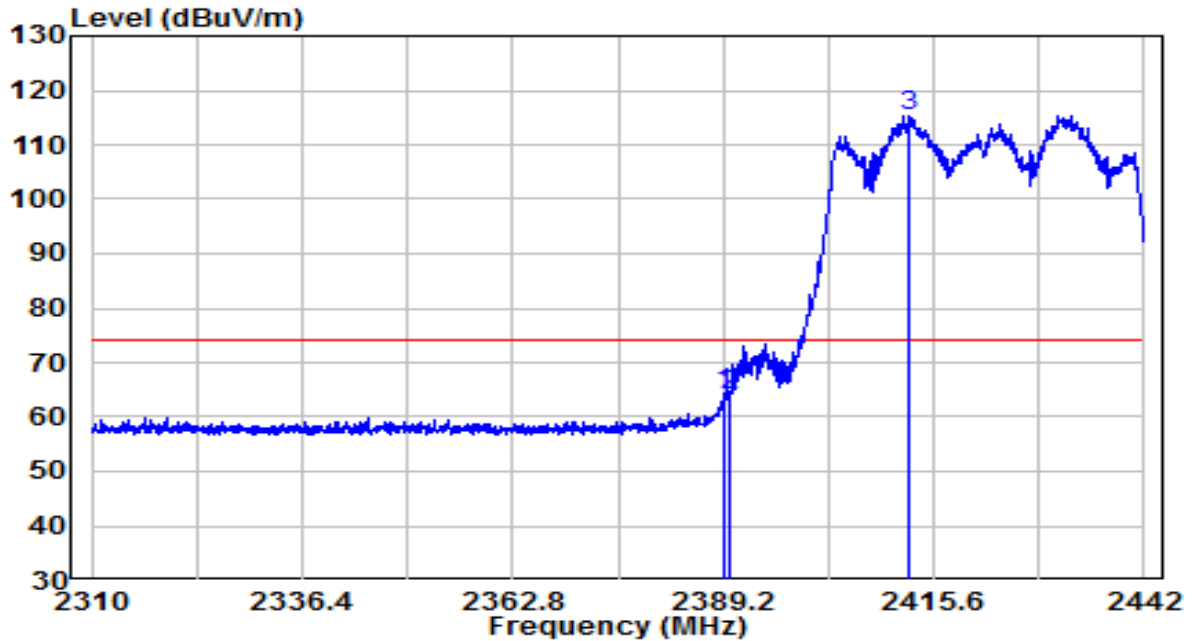


No	Frequency (MHz)	Reading (dB μ V)	C.F (dB/m)	Measurement (dB μ V/m)	Margin (dB)	Limit (dB μ V/m)	Remark (QP/PK/AV)
1	2390.000	18.83	32.22	51.04	-2.96	54.00	Average
2	* 2415.204	71.30	32.32	103.62	N/A	N/A	Average

Note:

1. " *", means this data is the worst emission level.
2. C.F (Correction Factor) = Antenna Factor (dB/m) + Cable Loss (dB).
3. Measurement(dB μ V/m) = Reading(dB μ V) + C.F (Correction Factor).

EUT	ACCESS POINT	Date of Test	2022-01-06
Factor	BBHA 9120D (1GHz~18GHz)_2021	Temp. / Humidity	23.6°C/41.4%
Polarity	Vertical	Site / Test Engineer	AC1 / Jay Chu
Test Mode	Transmit by 802.11ax-HE40 at Channel 2422MHz	Test Voltage	120V/60Hz

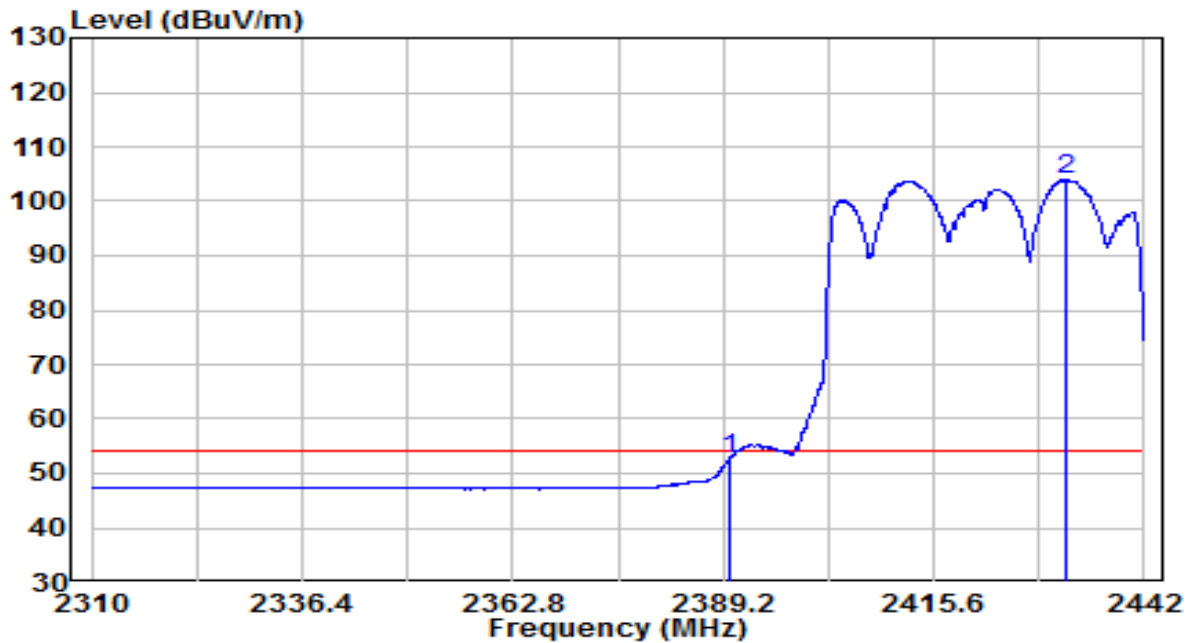


No	Frequency (MHz)	Reading (dB μ V)	C.F (dB/m)	Measurement (dB μ V/m)	Margin (dB)	Limit (dB μ V/m)	Remark (QP/PK/AV)
1	2389.332	32.00	32.22	64.21	-9.79	74.00	Peak
2	2390.000	31.63	32.22	63.85	-10.15	74.00	Peak
3	* 2412.564	83.14	32.31	115.46	N/A	N/A	Peak

Note:

1. " *", means this data is the worst emission level.
2. C.F (Correction Factor) = Antenna Factor (dB/m) + Cable Loss (dB).
3. Measurement(dB μ V/m) = Reading(dB μ V) + C.F (Correction Factor).

EUT	ACCESS POINT	Date of Test	2022-01-06
Factor	BBHA 9120D (1GHz~18GHz)_2021	Temp. / Humidity	23.6°C/41.4%
Polarity	Vertical	Site / Test Engineer	AC1 / Jay Chu
Test Mode	Transmit by 802.11ax-HE40 at Channel 2422MHz	Test Voltage	120V/60Hz



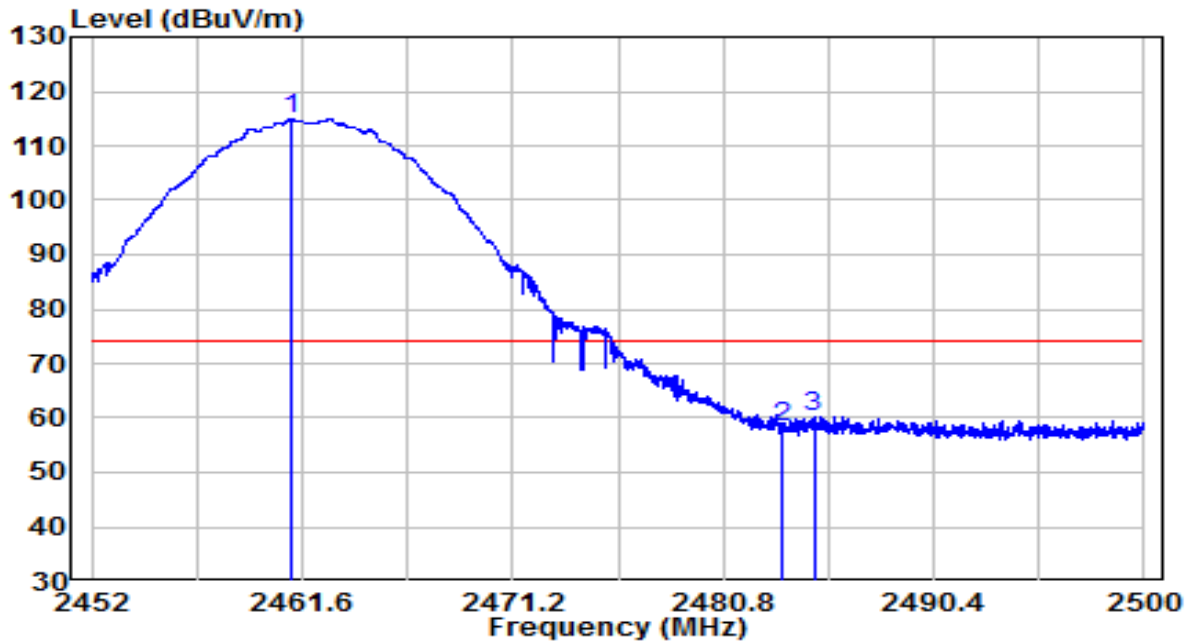
No	Frequency (MHz)	Reading (dB μ V)	C.F (dB/m)	Measurement (dB μ V/m)	Margin (dB)	Limit (dB μ V/m)	Remark (QP/PK/AV)
1	2389.992	20.46	32.22	52.68	-1.32	54.00	Average
2	* 2432.232	71.60	32.40	104.00	N/A	N/A	Average

Note:

1. " *", means this data is the worst emission level.
2. C.F (Correction Factor) = Antenna Factor (dB/m) + Cable Loss (dB).
3. Measurement(dB μ V/m) = Reading(dB μ V) + C.F (Correction Factor).

Filter Configuration 3#

EUT	ACCESS POINT	Date of Test	2022-01-06
Factor	BBHA 9120D (1GHz~18GHz)_2021	Temp. / Humidity	23.6°C/41.4%
Polarity	Horizontal	Site / Test Engineer	AC1 / Jay Chu
Test Mode	Transmit by 802.11b at Channel 2462MHz	Test Voltage	120V/60Hz

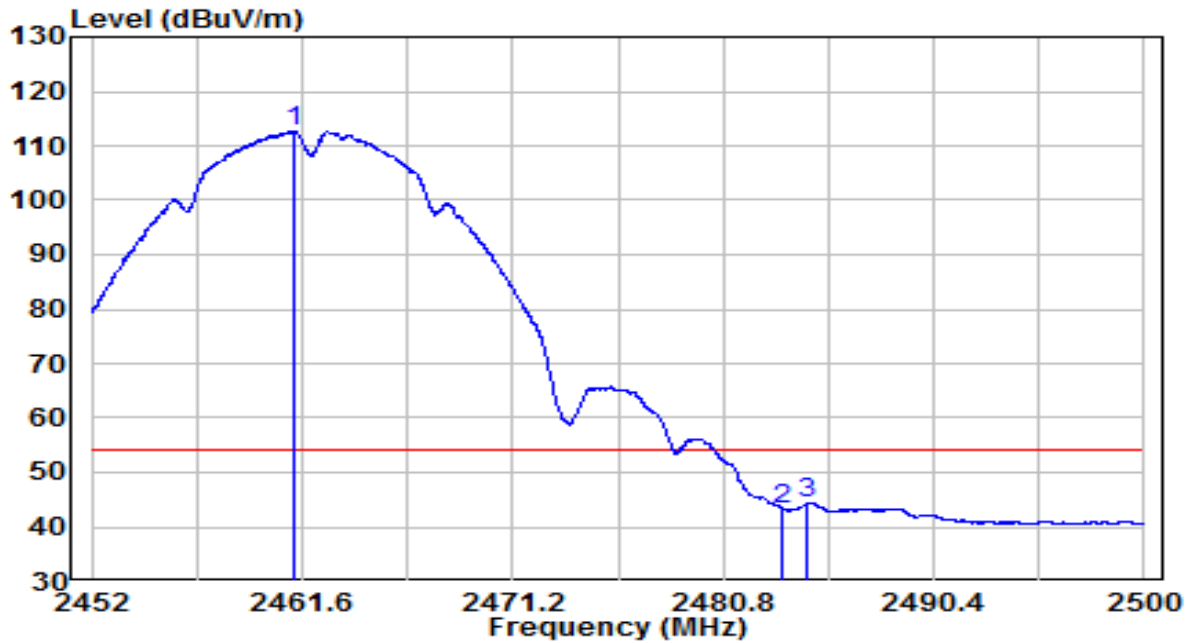


No	Frequency (MHz)	Reading (dBμV)	C.F (dB/m)	Measurement (dBμV/m)	Margin (dB)	Limit (dBμV/m)	Remark (QP/PK/AV)
1	*	82.40	32.52	114.92	N/A	N/A	Peak
2		25.57	32.61	58.18	-15.82	74.00	Peak
3		27.56	32.62	60.18	-13.82	74.00	Peak

Note:

1. " *", means this data is the worst emission level.
2. C.F (Correction Factor) = Antenna Factor (dB/m) + Cable Loss (dB).
3. Measurement(dBμV/m) = Reading(dBμV) + C.F (Correction Factor).

EUT	ACCESS POINT	Date of Test	2022-01-06
Factor	BBHA 9120D (1GHz~18GHz)_2021	Temp. / Humidity	23.6°C/41.4%
Polarity	Horizontal	Site / Test Engineer	AC1 / Jay Chu
Test Mode	Transmit by 802.11b at Channel 2462MHz	Test Voltage	120V/60Hz

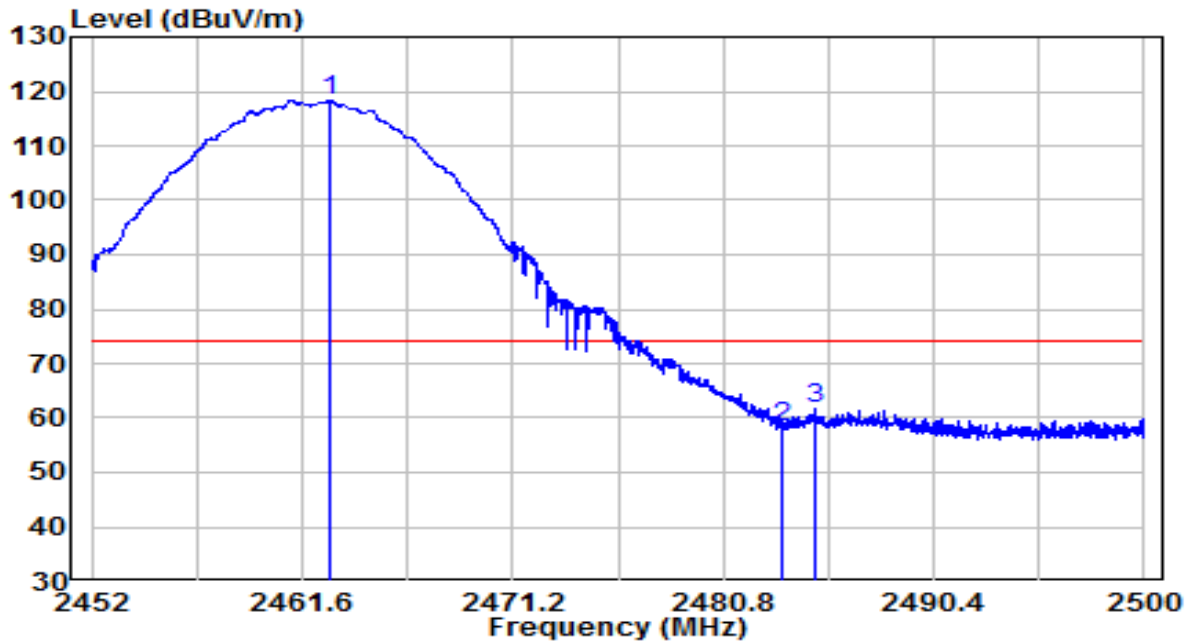


No	Frequency (MHz)	Reading (dB μ V)	C.F (dB/m)	Measurement (dB μ V/m)	Margin (dB)	Limit (dB μ V/m)	Remark (QP/PK/AV)	
1	*	2461.264	80.20	32.52	112.72	N/A	N/A	Average
2		2483.500	10.78	32.61	43.39	-10.61	54.00	Average
3		2484.664	11.76	32.62	44.37	-9.63	54.00	Average

Note:

1. " *", means this data is the worst emission level.
2. C.F (Correction Factor) = Antenna Factor (dB/m) + Cable Loss (dB).
3. Measurement(dB μ V/m) = Reading(dB μ V) + C.F (Correction Factor).

EUT	ACCESS POINT	Date of Test	2022-01-06
Factor	BBHA 9120D (1GHz~18GHz)_2021	Temp. / Humidity	23.6°C/41.4%
Polarity	Vertical	Site / Test Engineer	AC1 / Jay Chu
Test Mode	Transmit by 802.11b at Channel 2462MHz	Test Voltage	120V/60Hz

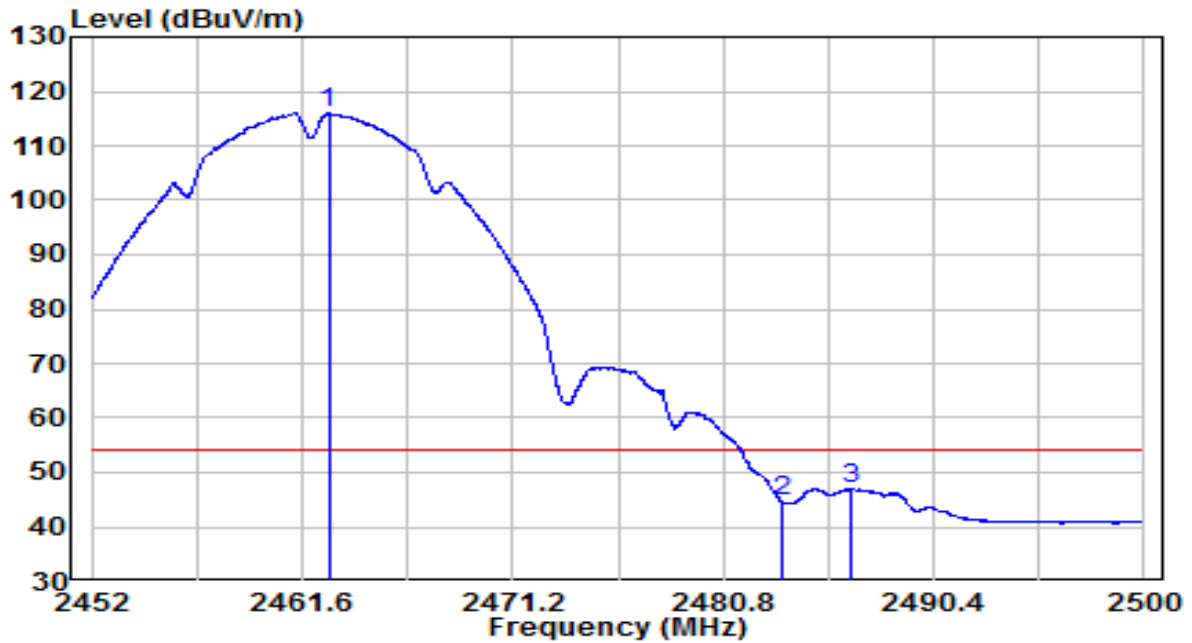


No	Frequency (MHz)	Reading (dBμV)	C.F (dB/m)	Measurement (dBμV/m)	Margin (dB)	Limit (dBμV/m)	Remark (QP/PK/AV)
1	*	85.74	32.52	118.27	N/A	N/A	Peak
2		25.72	32.61	58.33	-15.67	74.00	Peak
3		29.06	32.62	61.67	-12.33	74.00	Peak

Note:

1. " *", means this data is the worst emission level.
2. C.F (Correction Factor) = Antenna Factor (dB/m) + Cable Loss (dB).
3. Measurement(dBμV/m) = Reading(dBμV) + C.F (Correction Factor).

EUT	ACCESS POINT	Date of Test	2022-01-06
Factor	BBHA 9120D (1GHz~18GHz)_2021	Temp. / Humidity	23.6°C/41.4%
Polarity	Vertical	Site / Test Engineer	AC1 / Jay Chu
Test Mode	Transmit by 802.11b at Channel 2462MHz	Test Voltage	120V/60Hz

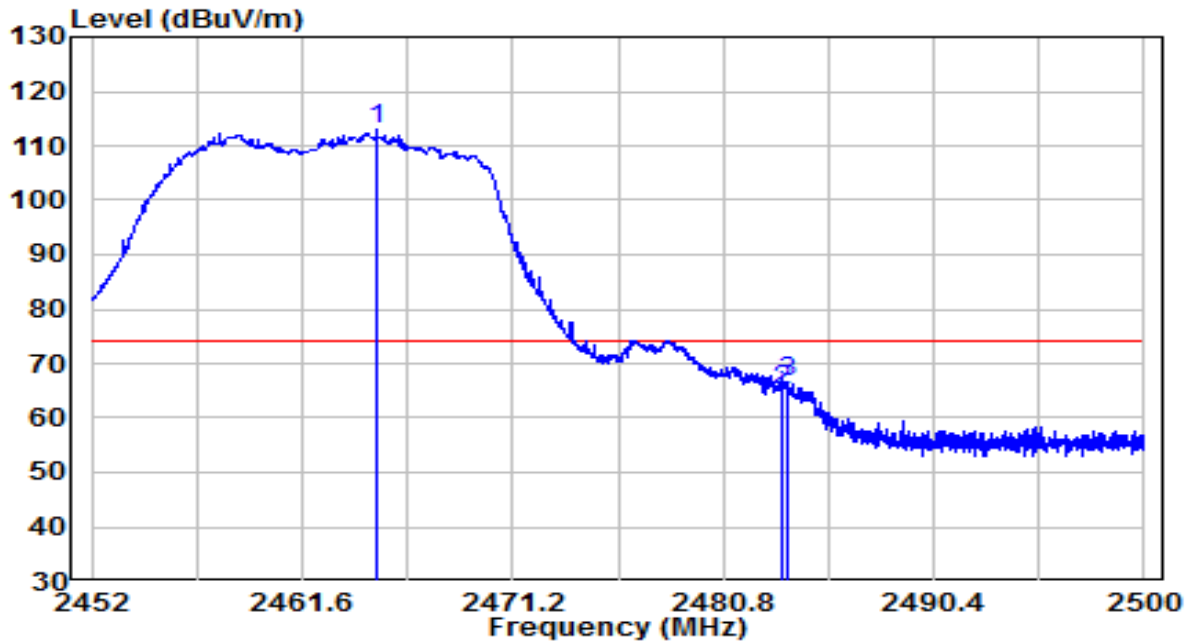


No	Frequency (MHz)	Reading (dBμV)	C.F (dB/m)	Measurement (dBμV/m)	Margin (dB)	Limit (dBμV/m)	Remark (QP/PK/AV)	
1	*	2462.800	83.46	32.52	115.98	N/A	N/A	Average
2		2483.500	12.05	32.61	44.66	-9.34	54.00	Average
3		2486.680	14.45	32.62	47.08	-6.92	54.00	Average

Note:

1. " *", means this data is the worst emission level.
2. C.F (Correction Factor) = Antenna Factor (dB/m) + Cable Loss (dB).
3. Measurement(dBμV/m) = Reading(dBμV) + C.F (Correction Factor).

EUT	ACCESS POINT	Date of Test	2022-01-06
Factor	BBHA 9120D (1GHz~18GHz)_2021	Temp. / Humidity	23.6°C/41.4%
Polarity	Horizontal	Site / Test Engineer	AC1 / Jay Chu
Test Mode	Transmit by 802.11g at Channel 2462MHz	Test Voltage	120V/60Hz

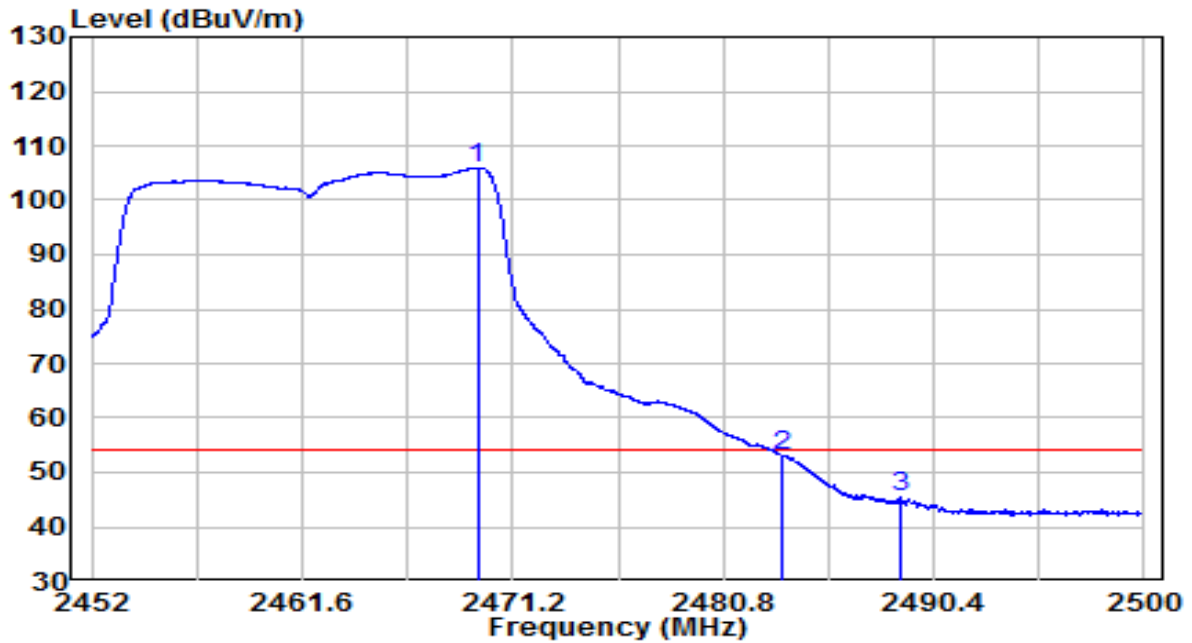


No	Frequency (MHz)	Reading (dB μ V)	C.F (dB/m)	Measurement (dB μ V/m)	Margin (dB)	Limit (dB μ V/m)	Remark (QP/PK/AV)
1	* 2465.008	80.38	32.53	112.92	N/A	N/A	Peak
2	2483.500	32.61	32.61	65.22	-8.78	74.00	Peak
3	2483.704	33.96	32.61	66.57	-7.43	74.00	Peak

Note:

1. " *", means this data is the worst emission level.
2. C.F (Correction Factor) = Antenna Factor (dB/m) + Cable Loss (dB).
3. Measurement(dB μ V/m) = Reading(dB μ V) + C.F (Correction Factor).

EUT	ACCESS POINT	Date of Test	2022-01-06
Factor	BBHA 9120D (1GHz~18GHz)_2021	Temp. / Humidity	23.6°C/41.4%
Polarity	Horizontal	Site / Test Engineer	AC1 / Jay Chu
Test Mode	Transmit by 802.11g at Channel 2462MHz	Test Voltage	120V/60Hz

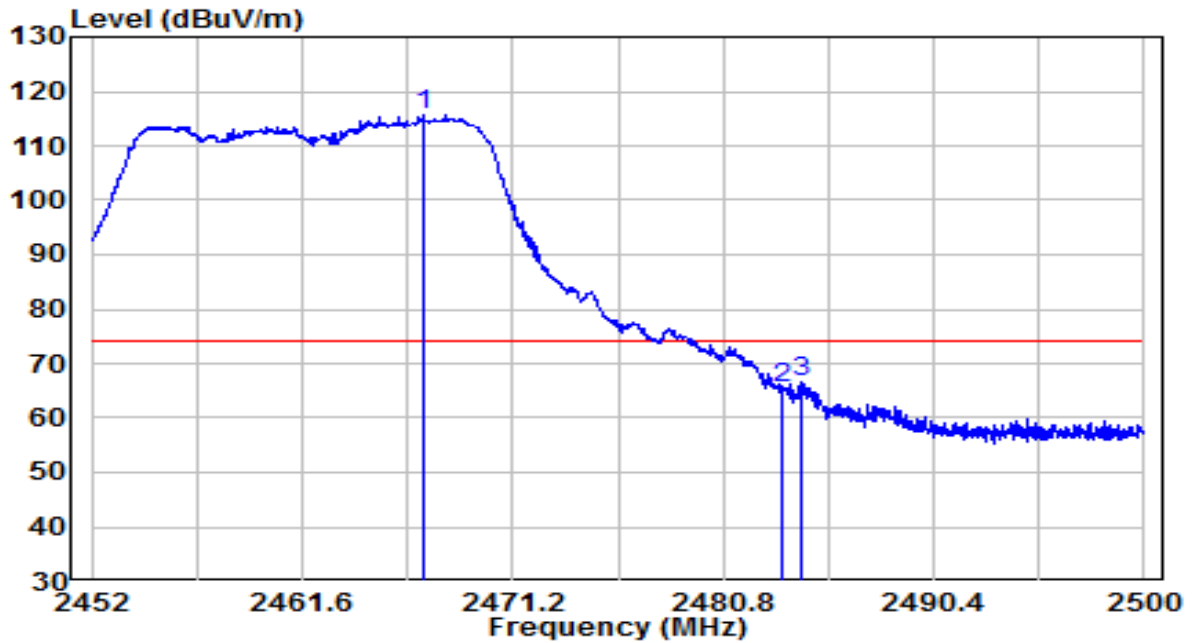


No	Frequency (MHz)	Reading (dB μ V)	C.F (dB/m)	Measurement (dB μ V/m)	Margin (dB)	Limit (dB μ V/m)	Remark (QP/PK/AV)
1	*	73.46	32.55	106.02	N/A	N/A	Average
2	2483.500	20.36	32.61	52.98	-1.02	54.00	Average
3	2488.888	12.69	32.63	45.32	-8.68	54.00	Average

Note:

1. " *", means this data is the worst emission level.
2. C.F (Correction Factor) = Antenna Factor (dB/m) + Cable Loss (dB).
3. Measurement(dB μ V/m) = Reading(dB μ V) + C.F (Correction Factor).

EUT	ACCESS POINT	Date of Test	2022-01-06
Factor	BBHA 9120D (1GHz~18GHz)_2021	Temp. / Humidity	23.6°C/41.4%
Polarity	Vertical	Site / Test Engineer	AC1 / Jay Chu
Test Mode	Transmit by 802.11g at Channel 2462MHz	Test Voltage	120V/60Hz

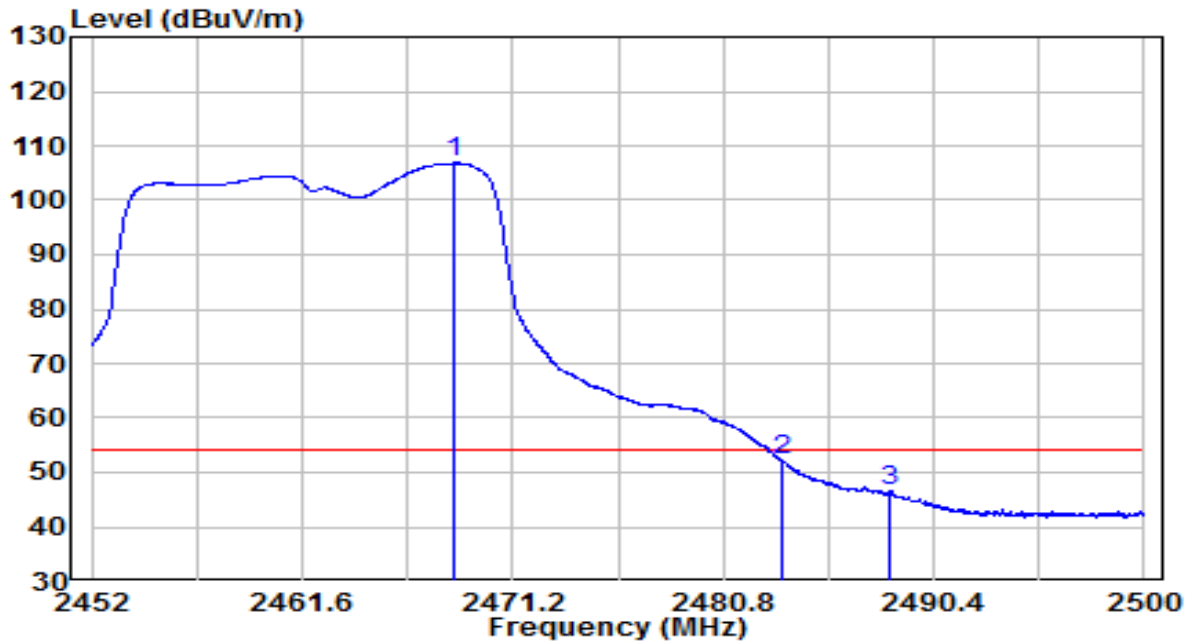


No	Frequency (MHz)	Reading (dB μ V)	C.F (dB/m)	Measurement (dB μ V/m)	Margin (dB)	Limit (dB μ V/m)	Remark (QP/PK/AV)	
1	*	2467.168	83.19	32.54	115.74	N/A	N/A	Peak
2		2483.500	32.88	32.61	65.49	-8.51	74.00	Peak
3		2484.328	33.82	32.61	66.43	-7.57	74.00	Peak

Note:

1. " *", means this data is the worst emission level.
2. C.F (Correction Factor) = Antenna Factor (dB/m) + Cable Loss (dB).
3. Measurement(dB μ V/m) = Reading(dB μ V) + C.F (Correction Factor).

EUT	ACCESS POINT	Date of Test	2022-01-06
Factor	BBHA 9120D (1GHz~18GHz)_2021	Temp. / Humidity	23.6°C/41.4%
Polarity	Vertical	Site / Test Engineer	AC1 / Jay Chu
Test Mode	Transmit by 802.11g at Channel 2462MHz	Test Voltage	120V/60Hz

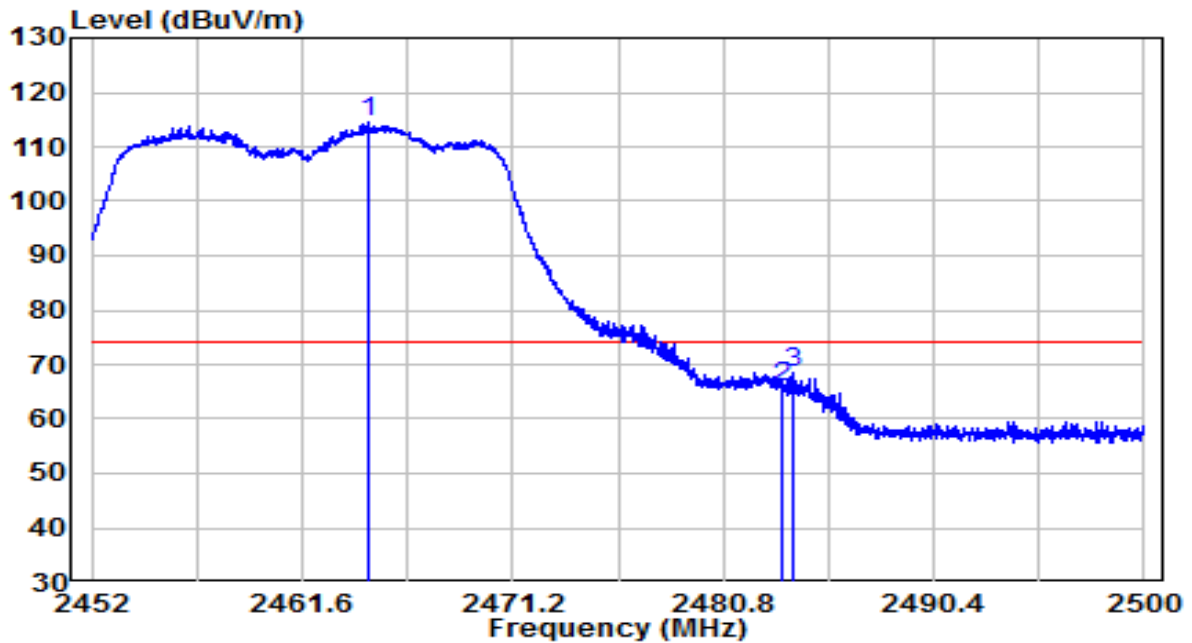


No	Frequency (MHz)	Reading (dB μ V)	C.F (dB/m)	Measurement (dB μ V/m)	Margin (dB)	Limit (dB μ V/m)	Remark (QP/PK/AV)
1	*	74.36	32.55	106.91	N/A	N/A	Average
2		19.52	32.61	52.13	-1.87	54.00	Average
3		14.01	32.63	46.65	-7.35	54.00	Average

Note:

1. " *", means this data is the worst emission level.
2. C.F (Correction Factor) = Antenna Factor (dB/m) + Cable Loss (dB).
3. Measurement(dB μ V/m) = Reading(dB μ V) + C.F (Correction Factor).

EUT	ACCESS POINT	Date of Test	2022-01-06
Factor	BBHA 9120D (1GHz~18GHz)_2021	Temp. / Humidity	23.6°C/41.4%
Polarity	Horizontal	Site / Test Engineer	AC1 / Jay Chu
Test Mode	Transmit by 802.11n-HT20 at Channel 2462MHz	Test Voltage	120V/60Hz

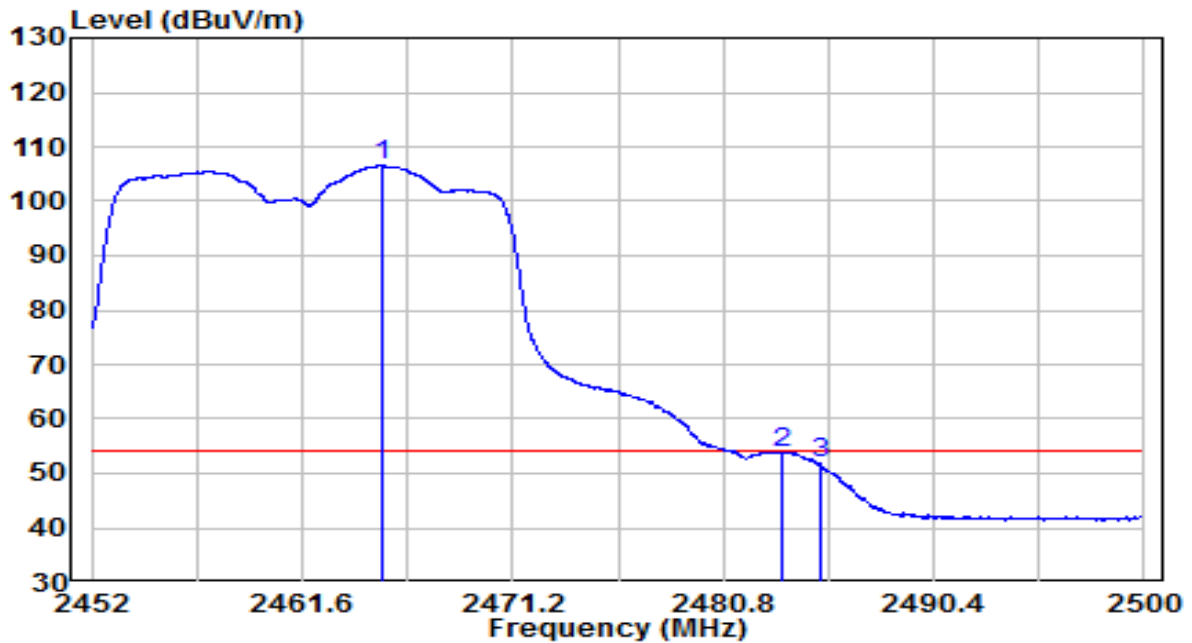


No	Frequency (MHz)	Reading (dB μ V)	C.F (dB/m)	Measurement (dB μ V/m)	Margin (dB)	Limit (dB μ V/m)	Remark (QP/PK/AV)
1	* 2464.624	81.94	32.53	114.47	N/A	N/A	Peak
2	2483.500	33.21	32.61	65.82	-8.18	74.00	Peak
3	2484.040	35.71	32.61	68.32	-5.68	74.00	Peak

Note:

1. " *", means this data is the worst emission level.
2. C.F (Correction Factor) = Antenna Factor (dB/m) + Cable Loss (dB).
3. Measurement(dB μ V/m) = Reading(dB μ V) + C.F (Correction Factor).

EUT	ACCESS POINT	Date of Test	2022-01-06
Factor	BBHA 9120D (1GHz~18GHz)_2021	Temp. / Humidity	23.6°C/41.4%
Polarity	Horizontal	Site / Test Engineer	AC1 / Jay Chu
Test Mode	Transmit by 802.11n-HT20 at Channel 2462MHz	Test Voltage	120V/60Hz

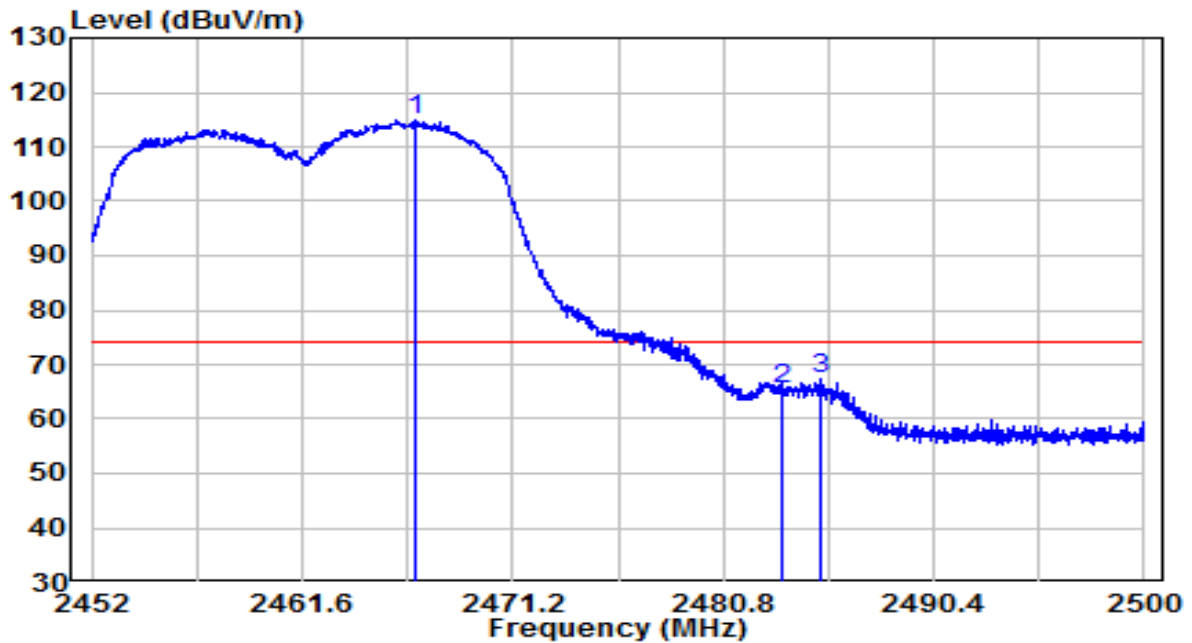


No	Frequency (MHz)	Reading (dB μ V)	C.F (dB/m)	Measurement (dB μ V/m)	Margin (dB)	Limit (dB μ V/m)	Remark (QP/PK/AV)
1	* 2465.272	74.08	32.53	106.62	N/A	N/A	Average
2	2483.500	21.17	32.61	53.78	-0.22	54.00	Average
3	2485.240	19.17	32.62	51.79	-2.21	54.00	Average

Note:

1. " *", means this data is the worst emission level.
2. C.F (Correction Factor) = Antenna Factor (dB/m) + Cable Loss (dB).
3. Measurement(dB μ V/m) = Reading(dB μ V) + C.F (Correction Factor).

EUT	ACCESS POINT	Date of Test	2022-01-06
Factor	BBHA 9120D (1GHz~18GHz)_2021	Temp. / Humidity	23.6°C/41.4%
Polarity	Vertical	Site / Test Engineer	AC1 / Jay Chu
Test Mode	Transmit by 802.11n-HT20 at Channel 2462MHz	Test Voltage	120V/60Hz

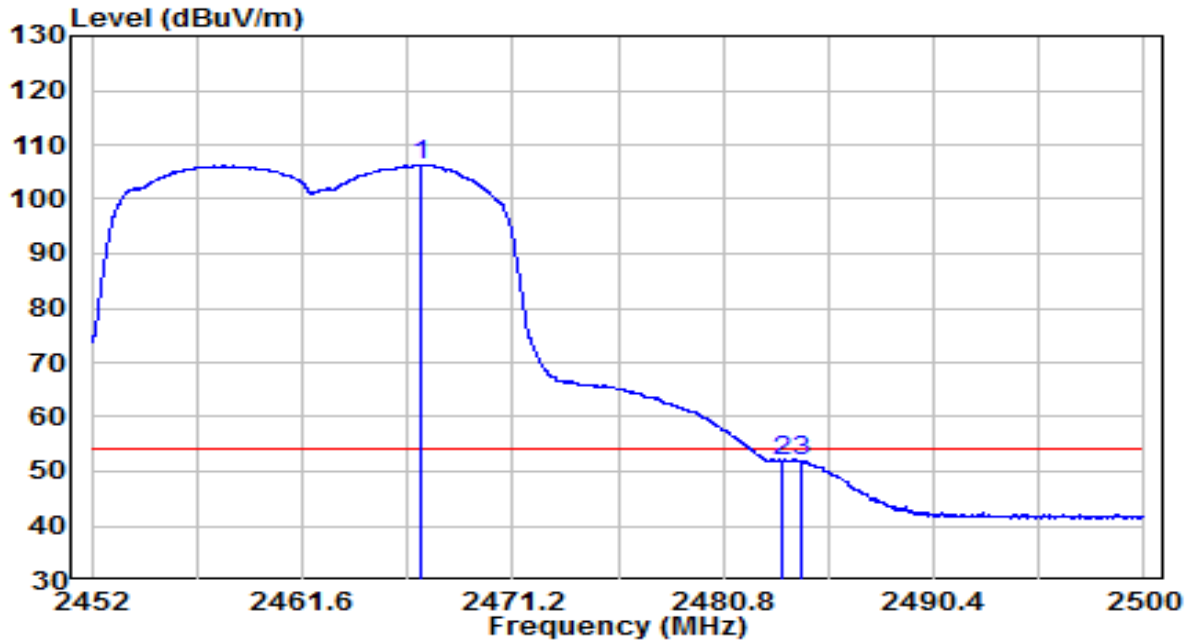


No	Frequency (MHz)	Reading (dB μ V)	C.F (dB/m)	Measurement (dB μ V/m)	Margin (dB)	Limit (dB μ V/m)	Remark (QP/PK/AV)
1	* 2466.760	82.23	32.54	114.77	N/A	N/A	Peak
2	2483.500	32.87	32.61	65.48	-8.52	74.00	Peak
3	2485.288	34.88	32.62	67.50	-6.50	74.00	Peak

Note:

1. " *", means this data is the worst emission level.
2. C.F (Correction Factor) = Antenna Factor (dB/m) + Cable Loss (dB).
3. Measurement(dB μ V/m) = Reading(dB μ V) + C.F (Correction Factor).

EUT	ACCESS POINT	Date of Test	2022-01-06
Factor	BBHA 9120D (1GHz~18GHz)_2021	Temp. / Humidity	23.6°C/41.4%
Polarity	Vertical	Site / Test Engineer	AC1 / Jay Chu
Test Mode	Transmit by 802.11n-HT20 at Channel 2462MHz	Test Voltage	120V/60Hz

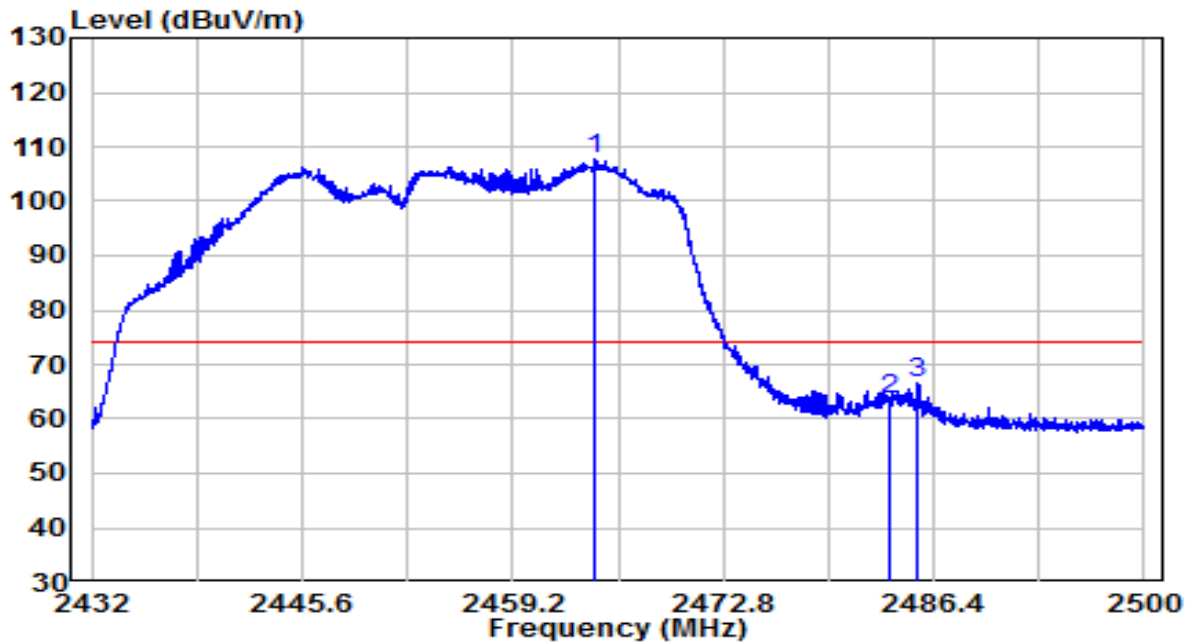


No	Frequency (MHz)	Reading (dBμV)	C.F (dB/m)	Measurement (dBμV/m)	Margin (dB)	Limit (dBμV/m)	Remark (QP/PK/AV)
1	* 2467.000	73.77	32.54	106.31	N/A	N/A	Average
2	2483.500	19.46	32.61	52.07	-1.93	54.00	Average
3	2484.400	19.24	32.61	51.86	-2.14	54.00	Average

Note:

1. " *", means this data is the worst emission level.
2. C.F (Correction Factor) = Antenna Factor (dB/m) + Cable Loss (dB).
3. Measurement(dBμV/m) = Reading(dBμV) + C.F (Correction Factor).

EUT	ACCESS POINT	Date of Test	2022-01-06
Factor	BBHA 9120D (1GHz~18GHz)_2021	Temp. / Humidity	23.6°C/41.4%
Polarity	Horizontal	Site / Test Engineer	AC1 / Jay Chu
Test Mode	Transmit by 802.11n-HT40 at Channel 2452MHz	Test Voltage	120V/60Hz

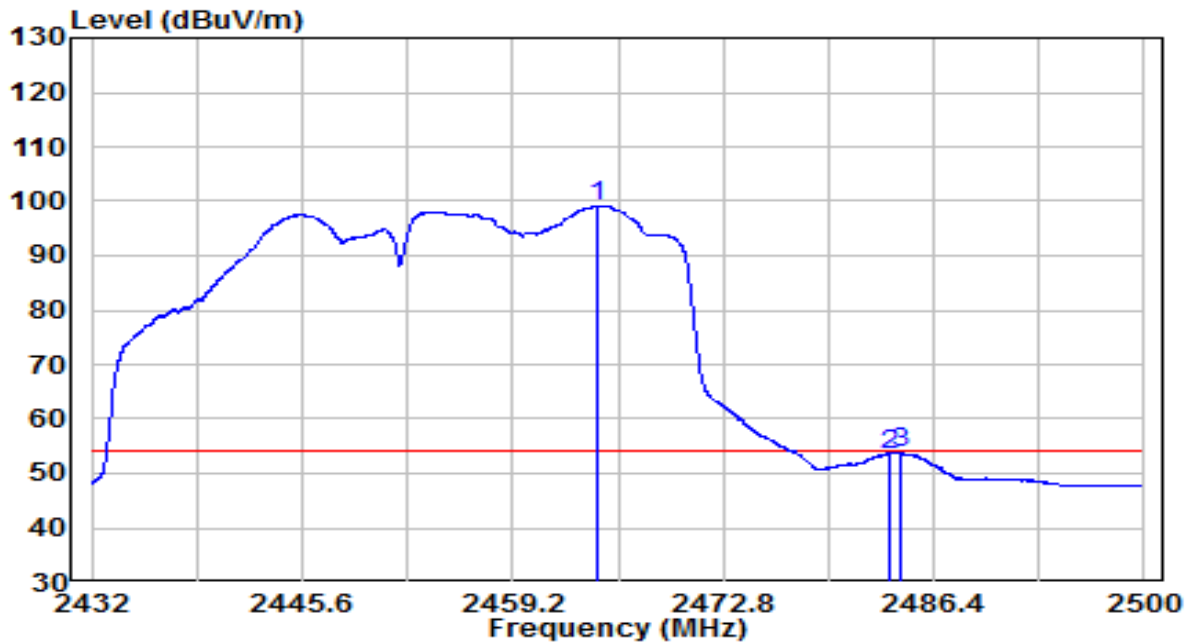


No	Frequency (MHz)	Reading (dB μ V)	C.F (dB/m)	Measurement (dB μ V/m)	Margin (dB)	Limit (dB μ V/m)	Remark (QP/PK/AV)
1	*	75.12	32.53	107.65	N/A	N/A	Peak
2		31.13	32.61	63.74	-10.26	74.00	Peak
3		33.99	32.62	66.61	-7.39	74.00	Peak

Note:

1. " *", means this data is the worst emission level.
2. C.F (Correction Factor) = Antenna Factor (dB/m) + Cable Loss (dB).
3. Measurement(dB μ V/m) = Reading(dB μ V) + C.F (Correction Factor).

EUT	ACCESS POINT	Date of Test	2022-01-06
Factor	BBHA 9120D (1GHz~18GHz)_2021	Temp. / Humidity	23.6°C/41.4%
Polarity	Horizontal	Site / Test Engineer	AC1 / Jay Chu
Test Mode	Transmit by 802.11n-HT40 at Channel 2452MHz	Test Voltage	120V/60Hz

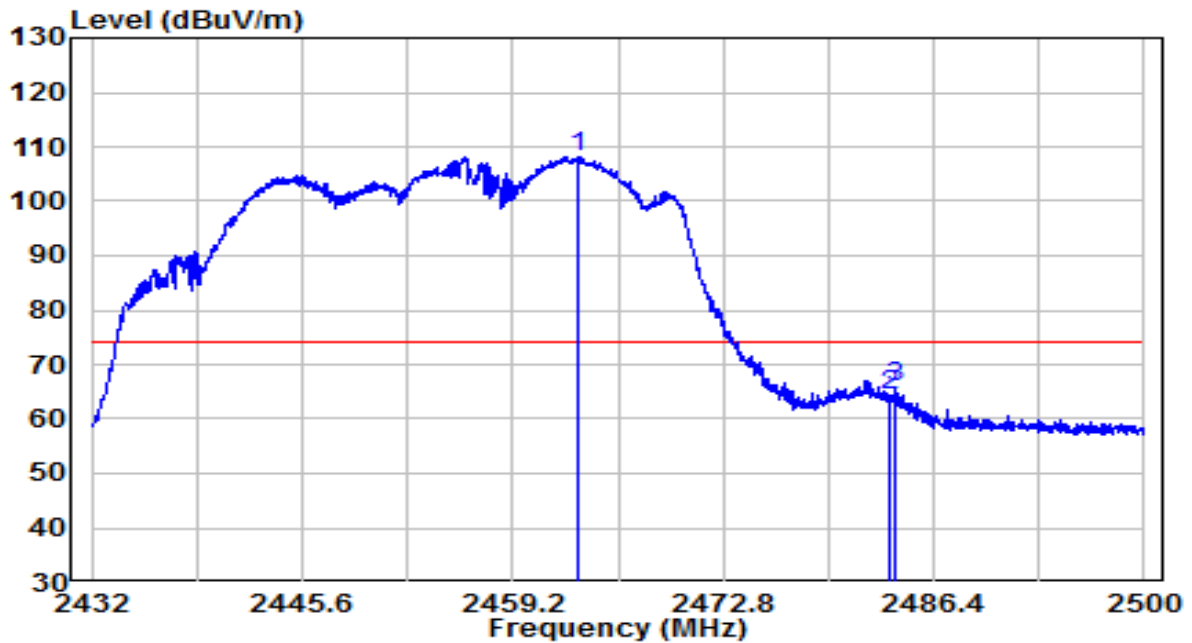


No	Frequency (MHz)	Reading (dB μ V)	C.F (dB/m)	Measurement (dB μ V/m)	Margin (dB)	Limit (dB μ V/m)	Remark (QP/PK/AV)
1	* 2464.674	66.70	32.53	99.23	N/A	N/A	Average
2	2483.500	20.93	32.61	53.55	-0.45	54.00	Average
3	2484.190	21.19	32.61	53.81	-0.19	54.00	Average

Note:

1. " *", means this data is the worst emission level.
2. C.F (Correction Factor) = Antenna Factor (dB/m) + Cable Loss (dB).
3. Measurement(dB μ V/m) = Reading(dB μ V) + C.F (Correction Factor).

EUT	ACCESS POINT	Date of Test	2022-01-06
Factor	BBHA 9120D (1GHz~18GHz)_2021	Temp. / Humidity	23.6°C/41.4%
Polarity	Vertical	Site / Test Engineer	AC1 / Jay Chu
Test Mode	Transmit by 802.11n-HT40 at Channel 2452MHz	Test Voltage	120V/60Hz

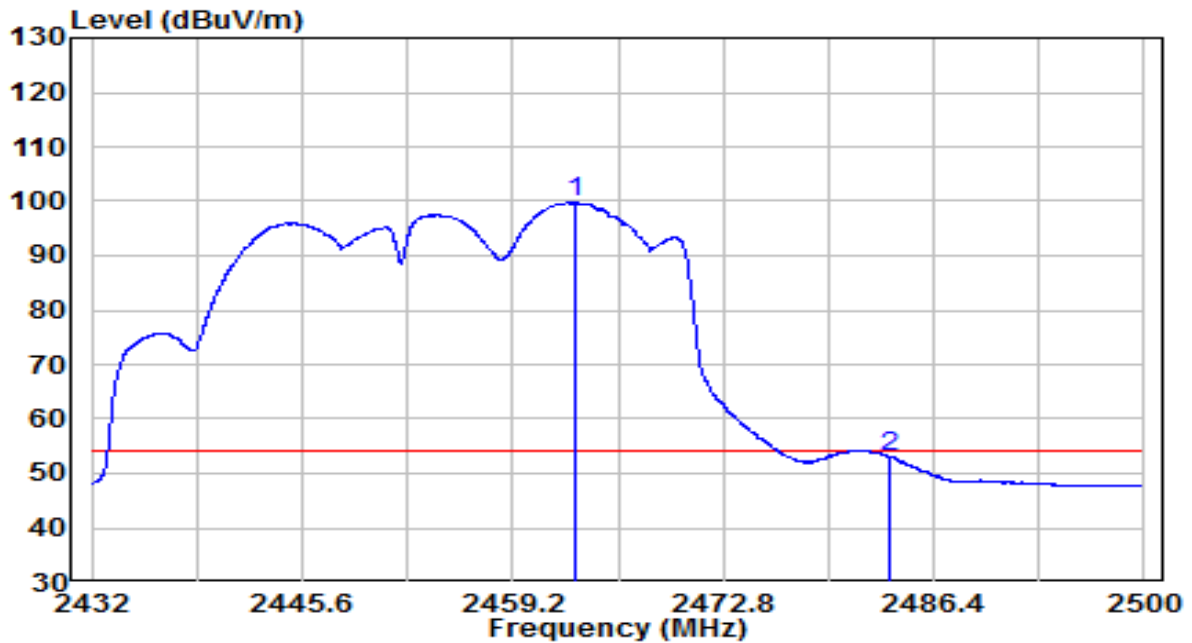


No	Frequency (MHz)	Reading (dB μ V)	C.F (dB/m)	Measurement (dB μ V/m)	Margin (dB)	Limit (dB μ V/m)	Remark (QP/PK/AV)
1	* 2463.382	75.68	32.53	108.20	N/A	N/A	Peak
2	2483.500	31.77	32.61	64.38	-9.62	74.00	Peak
3	2483.986	33.17	32.61	65.78	-8.22	74.00	Peak

Note:

1. " *", means this data is the worst emission level.
2. C.F (Correction Factor) = Antenna Factor (dB/m) + Cable Loss (dB).
3. Measurement(dB μ V/m) = Reading(dB μ V) + C.F (Correction Factor).

EUT	ACCESS POINT	Date of Test	2022-01-06
Factor	BBHA 9120D (1GHz~18GHz)_2021	Temp. / Humidity	23.6°C/41.4%
Polarity	Vertical	Site / Test Engineer	AC1 / Jay Chu
Test Mode	Transmit by 802.11n-HT40 at Channel 2452MHz	Test Voltage	120V/60Hz

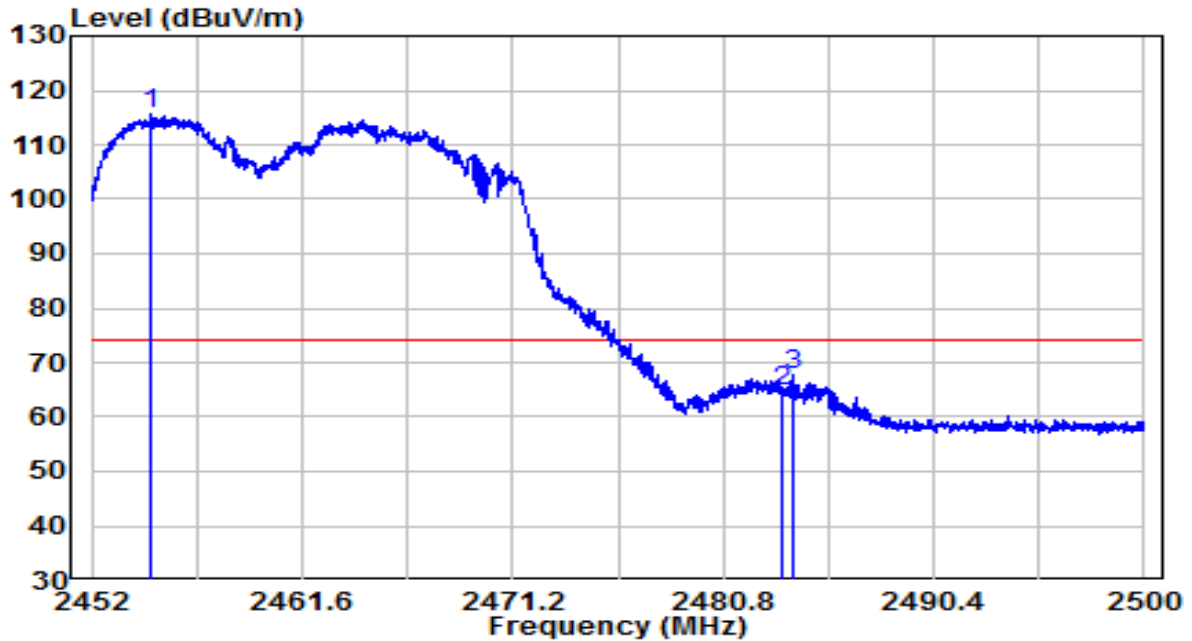


No	Frequency (MHz)	Reading (dB μ V)	C.F (dB/m)	Measurement (dB μ V/m)	Margin (dB)	Limit (dB μ V/m)	Remark (QP/PK/AV)
1	*	67.15	32.53	99.67	N/A	N/A	Average
2		20.59	32.61	53.20	-0.80	54.00	Average

Note:

1. " *", means this data is the worst emission level.
2. C.F (Correction Factor) = Antenna Factor (dB/m) + Cable Loss (dB).
3. Measurement(dB μ V/m) = Reading(dB μ V) + C.F (Correction Factor).

EUT	ACCESS POINT	Date of Test	2022-01-06
Factor	BBHA 9120D (1GHz~18GHz)_2021	Temp. / Humidity	23.6°C/41.4%
Polarity	Horizontal	Site / Test Engineer	AC1 / Jay Chu
Test Mode	Transmit by 802.11ax-HE20 at Channel 2462MHz	Test Voltage	120V/60Hz

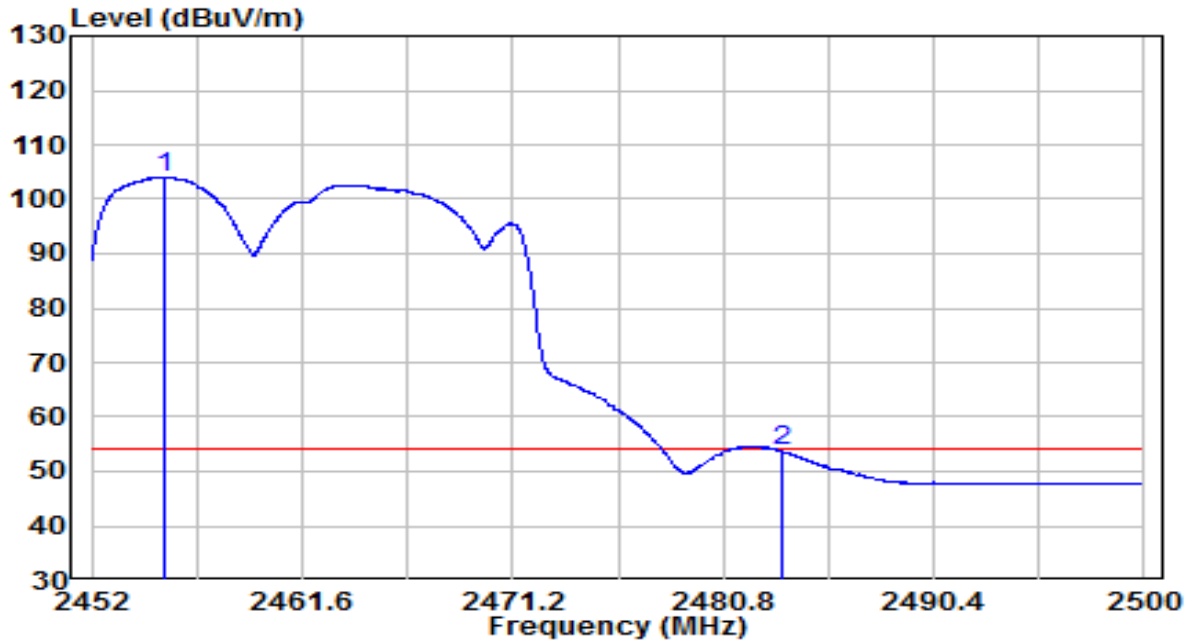


No	Frequency (MHz)	Reading (dB μ V)	C.F (dB/m)	Measurement (dB μ V/m)	Margin (dB)	Limit (dB μ V/m)	Remark (QP/PK/AV)
1	* 2454.688	83.28	32.49	115.77	N/A	N/A	Peak
2	2483.500	32.22	32.61	64.83	-9.17	74.00	Peak
3	2483.944	35.06	32.61	67.67	-6.33	74.00	Peak

Note:

1. " *", means this data is the worst emission level.
2. C.F (Correction Factor) = Antenna Factor (dB/m) + Cable Loss (dB).
3. Measurement(dB μ V/m) = Reading(dB μ V) + C.F (Correction Factor).

EUT	ACCESS POINT	Date of Test	2022-01-06
Factor	BBHA 9120D (1GHz~18GHz)_2021	Temp. / Humidity	23.6°C/41.4%
Polarity	Horizontal	Site / Test Engineer	AC1 / Jay Chu
Test Mode	Transmit by 802.11ax-HE20 at Channel 2462MHz	Test Voltage	120V/60Hz

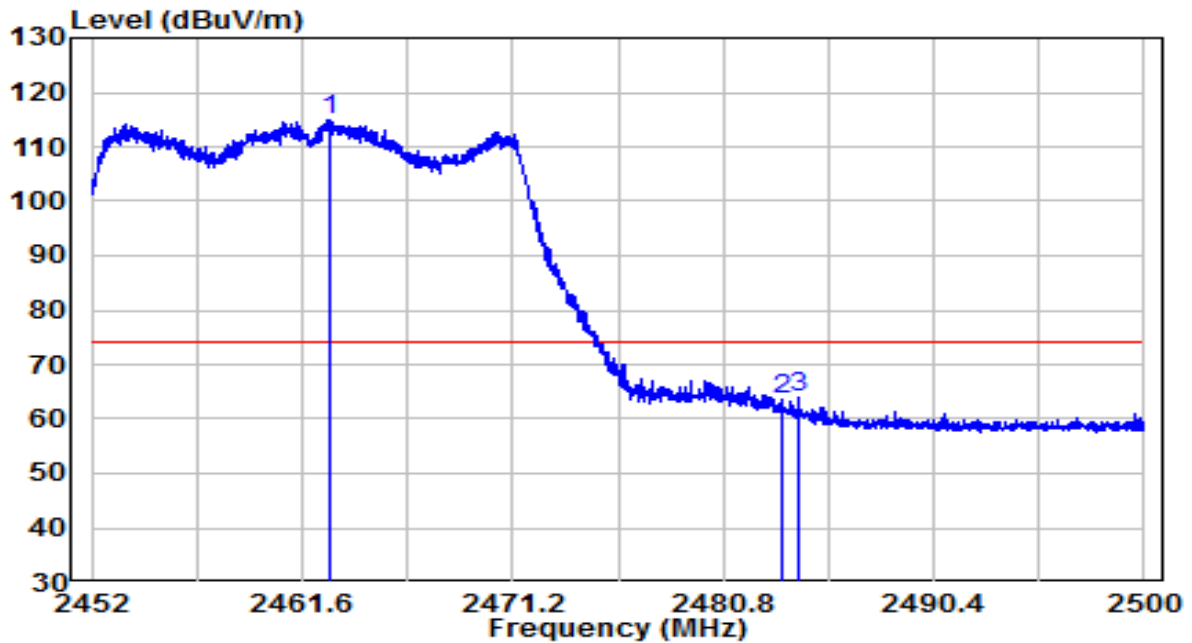


No	Frequency (MHz)	Reading (dB μ V)	C.F (dB/m)	Measurement (dB μ V/m)	Margin (dB)	Limit (dB μ V/m)	Remark (QP/PK/AV)	
1	*	2455.312	71.55	32.49	104.04	N/A	N/A	Average
2		2483.500	21.00	32.61	53.61	-0.39	54.00	Average

Note:

1. " *", means this data is the worst emission level.
2. C.F (Correction Factor) = Antenna Factor (dB/m) + Cable Loss (dB).
3. Measurement(dB μ V/m) = Reading(dB μ V) + C.F (Correction Factor).

EUT	ACCESS POINT	Date of Test	2022-01-06
Factor	BBHA 9120D (1GHz~18GHz)_2021	Temp. / Humidity	23.6°C/41.4%
Polarity	Vertical	Site / Test Engineer	AC1 / Jay Chu
Test Mode	Transmit by 802.11ax-HE20 at Channel 2462MHz	Test Voltage	120V/60Hz

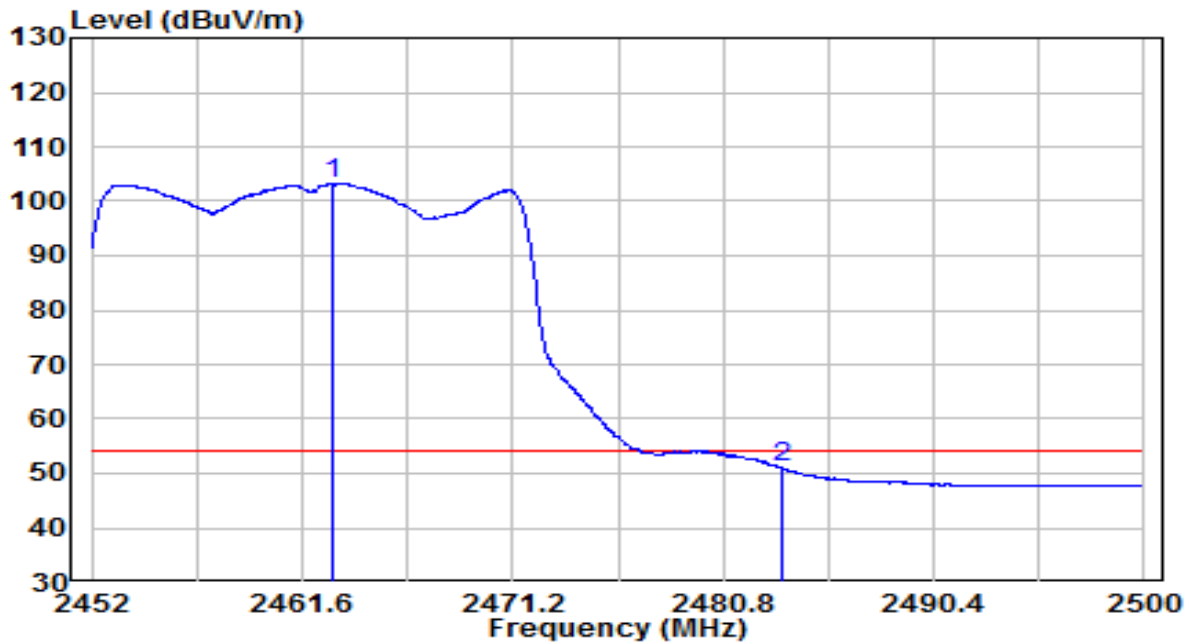


No	Frequency (MHz)	Reading (dB μ V)	C.F (dB/m)	Measurement (dB μ V/m)	Margin (dB)	Limit (dB μ V/m)	Remark (QP/PK/AV)
1	* 2462.824	82.56	32.52	115.08	N/A	N/A	Peak
2	2483.500	30.83	32.61	63.44	-10.56	74.00	Peak
3	2484.256	31.29	32.61	63.91	-10.09	74.00	Peak

Note:

1. " *", means this data is the worst emission level.
2. C.F (Correction Factor) = Antenna Factor (dB/m) + Cable Loss (dB).
3. Measurement(dB μ V/m) = Reading(dB μ V) + C.F (Correction Factor).

EUT	ACCESS POINT	Date of Test	2022-01-06
Factor	BBHA 9120D (1GHz~18GHz)_2021	Temp. / Humidity	23.6°C/41.4%
Polarity	Vertical	Site / Test Engineer	AC1 / Jay Chu
Test Mode	Transmit by 802.11ax-HE20 at Channel 2462MHz	Test Voltage	120V/60Hz

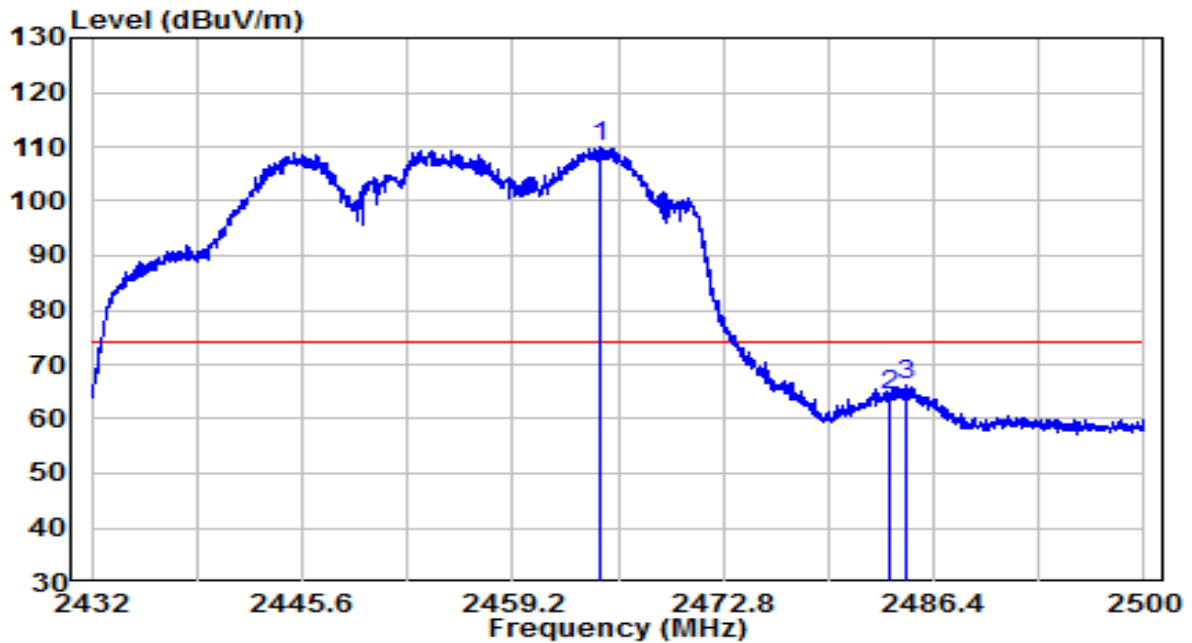


No	Frequency (MHz)	Reading (dB μ V)	C.F (dB/m)	Measurement (dB μ V/m)	Margin (dB)	Limit (dB μ V/m)	Remark (QP/PK/AV)
1	* 2463.040	70.77	32.52	103.29	N/A	N/A	Average
2	2483.500	18.42	32.61	51.03	-2.97	54.00	Average

Note:

1. " *", means this data is the worst emission level.
2. C.F (Correction Factor) = Antenna Factor (dB/m) + Cable Loss (dB).
3. Measurement(dB μ V/m) = Reading(dB μ V) + C.F (Correction Factor).

EUT	ACCESS POINT	Date of Test	2022-01-06
Factor	BBHA 9120D (1GHz~18GHz)_2021	Temp. / Humidity	23.6°C/41.4%
Polarity	Horizontal	Site / Test Engineer	AC1 / Jay Chu
Test Mode	Transmit by 802.11ax-HE40 at Channel 2452MHz	Test Voltage	120V/60Hz

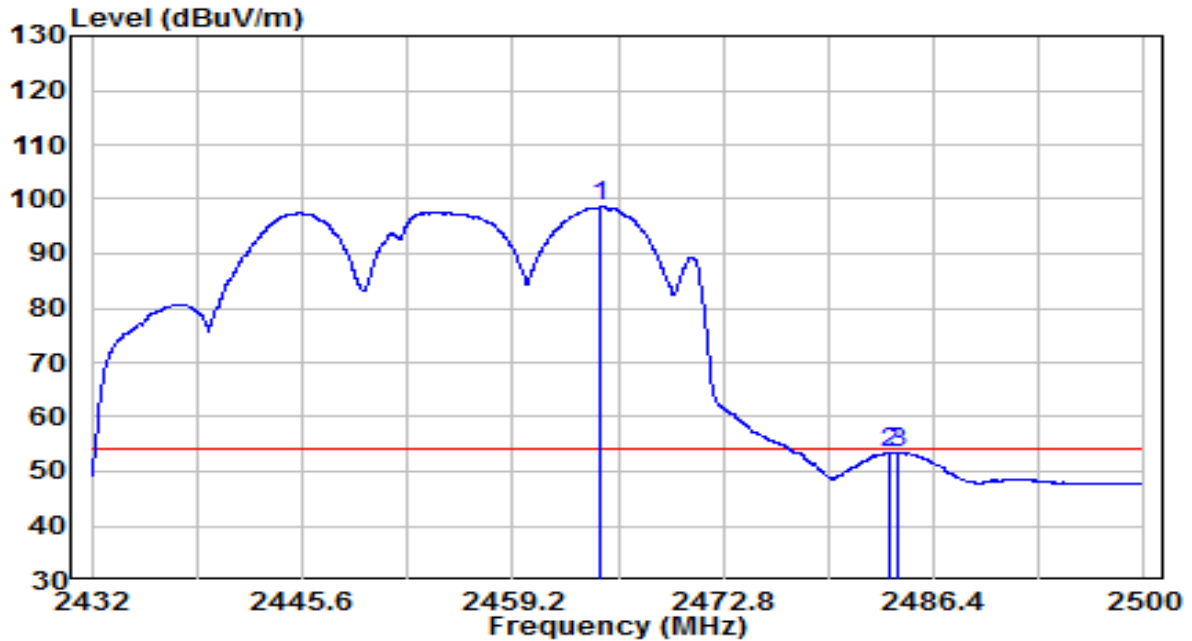


No	Frequency (MHz)	Reading (dB μ V)	C.F (dB/m)	Measurement (dB μ V/m)	Margin (dB)	Limit (dB μ V/m)	Remark (QP/PK/AV)
1	* 2464.844	77.37	32.53	109.90	N/A	N/A	Peak
2	2483.500	31.64	32.61	64.25	-9.75	74.00	Peak
3	2484.666	33.48	32.62	66.09	-7.91	74.00	Peak

Note:

1. " *", means this data is the worst emission level.
2. C.F (Correction Factor) = Antenna Factor (dB/m) + Cable Loss (dB).
3. Measurement(dB μ V/m) = Reading(dB μ V) + C.F (Correction Factor).

EUT	ACCESS POINT	Date of Test	2022-01-06
Factor	BBHA 9120D (1GHz~18GHz)_2021	Temp. / Humidity	23.6°C/41.4%
Polarity	Horizontal	Site / Test Engineer	AC1 / Jay Chu
Test Mode	Transmit by 802.11ax-HE40 at Channel 2452MHz	Test Voltage	120V/60Hz

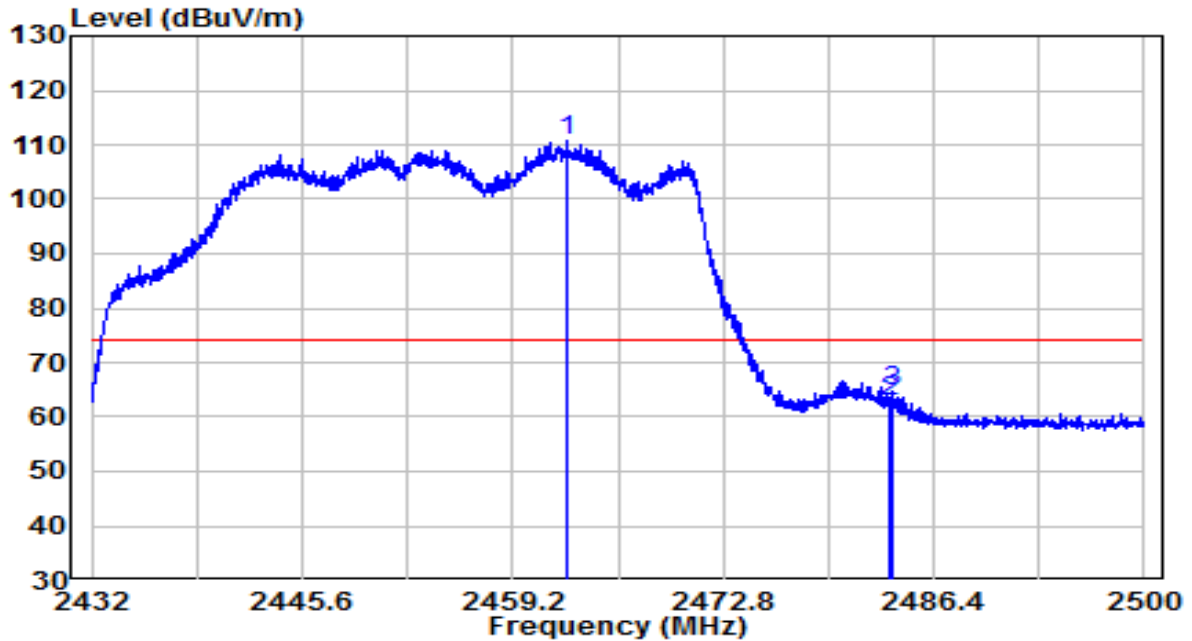


No	Frequency (MHz)	Reading (dB μ V)	C.F (dB/m)	Measurement (dB μ V/m)	Margin (dB)	Limit (dB μ V/m)	Remark (QP/PK/AV)	
1	*	2464.878	66.09	32.53	98.62	N/A	N/A	Average
2		2483.500	20.76	32.61	53.38	-0.62	54.00	Average
3		2484.122	20.86	32.61	53.48	-0.52	54.00	Average

Note:

1. " *", means this data is the worst emission level.
2. C.F (Correction Factor) = Antenna Factor (dB/m) + Cable Loss (dB).
3. Measurement(dB μ V/m) = Reading(dB μ V) + C.F (Correction Factor).

EUT	ACCESS POINT	Date of Test	2022-01-06
Factor	BBHA 9120D (1GHz~18GHz)_2021	Temp. / Humidity	23.6°C/41.4%
Polarity	Vertical	Site / Test Engineer	AC1 / Jay Chu
Test Mode	Transmit by 802.11ax-HE40 at Channel 2452MHz	Test Voltage	120V/60Hz

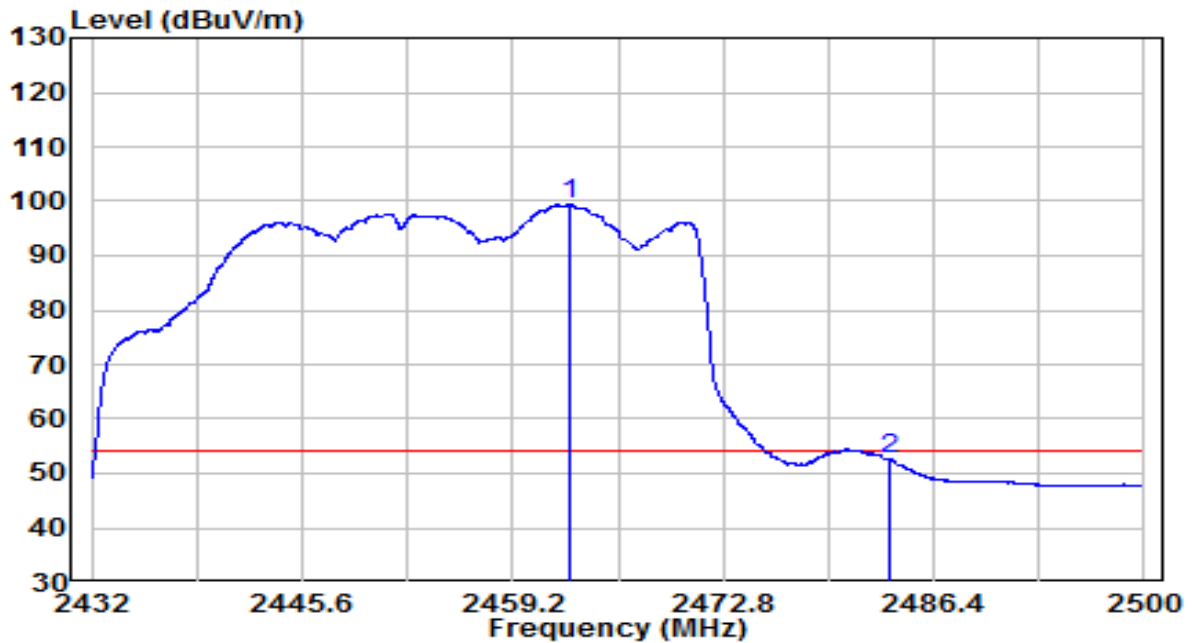


No	Frequency (MHz)	Reading (dB μ V)	C.F (dB/m)	Measurement (dB μ V/m)	Margin (dB)	Limit (dB μ V/m)	Remark (QP/PK/AV)
1	* 2462.702	78.33	32.52	110.85	N/A	N/A	Peak
2	2483.500	30.24	32.61	62.85	-11.15	74.00	Peak
3	2483.646	32.21	32.61	64.83	-9.17	74.00	Peak

Note:

1. " *", means this data is the worst emission level.
2. C.F (Correction Factor) = Antenna Factor (dB/m) + Cable Loss (dB).
3. Measurement(dB μ V/m) = Reading(dB μ V) + C.F (Correction Factor).

EUT	ACCESS POINT	Date of Test	2022-01-06
Factor	BBHA 9120D (1GHz~18GHz)_2021	Temp. / Humidity	23.6°C/41.4%
Polarity	Vertical	Site / Test Engineer	AC1 / Jay Chu
Test Mode	Transmit by 802.11ax-HE40 at Channel 2452MHz	Test Voltage	120V/60Hz



No	Frequency (MHz)	Reading (dB μ V)	C.F (dB/m)	Measurement (dB μ V/m)	Margin (dB)	Limit (dB μ V/m)	Remark (QP/PK/AV)
1	*	66.82	32.52	99.35	N/A	N/A	Average
2		20.06	32.61	52.67	-1.33	54.00	Average

Note:

1. " *", means this data is the worst emission level.
2. C.F (Correction Factor) = Antenna Factor (dB/m) + Cable Loss (dB).
3. Measurement(dB μ V/m) = Reading(dB μ V) + C.F (Correction Factor).

7.8. AC Conducted Emissions Measurement

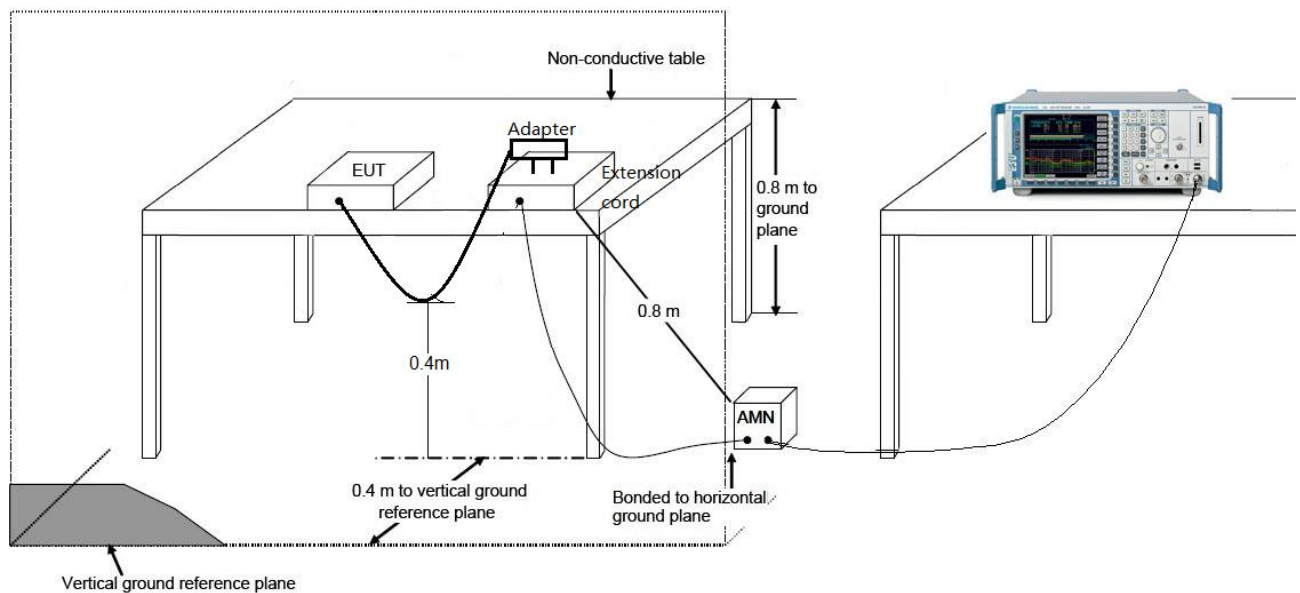
7.8.1. Test Limit

FCC Part 15 Subpart C Paragraph 15.207 Limits		
Frequency (MHz)	QP (dBuV)	AV (dBuV)
0.15 - 0.50	66 - 56	56 - 46
0.50 - 5.0	56	46
5.0 - 30	60	50

Note 1: The lower limit shall apply at the transition frequencies.

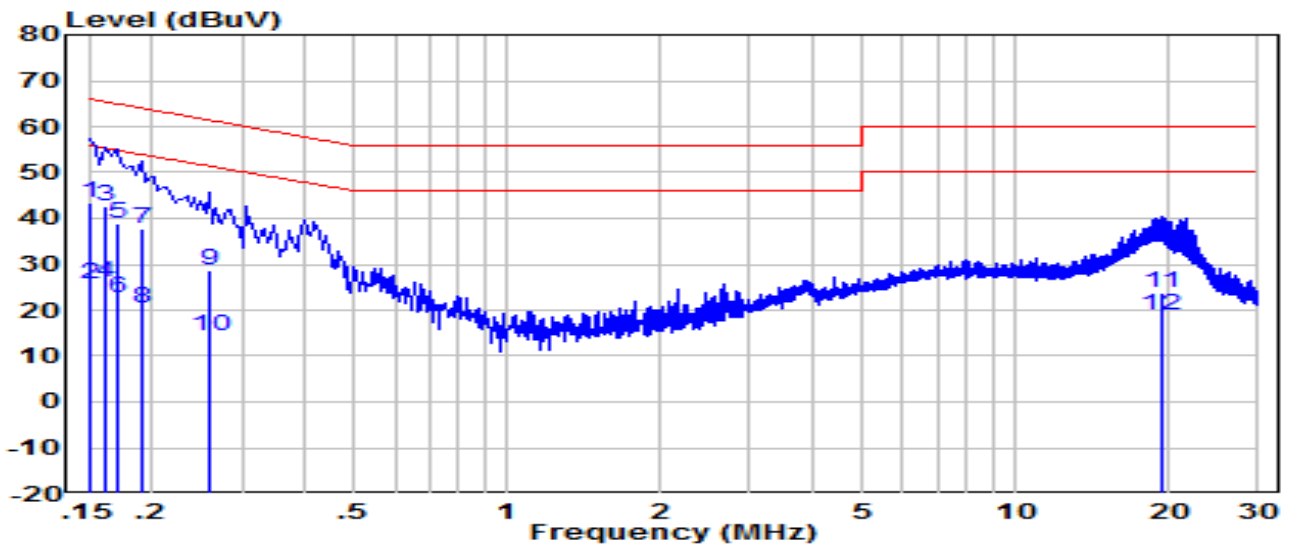
Note 2: The limit decreases linearly with the logarithm of the frequency in the range 0.15MHz to 0.5MHz.

7.8.2. Test Setup



7.8.3. Test Result

EUT	ACCESS POINT	Date of Test	2022-01-06
Factor	CE_ENV216-L1 (Filter OFF)_2021	Temp. / Humidity	20.3°C /43.5%
Polarity	Line1	Site / Test Engineer	SR2 / Eric Lin
Test Mode	Transmit by 802.11b at Channel 2437MHz	Test Voltage	120V/60Hz

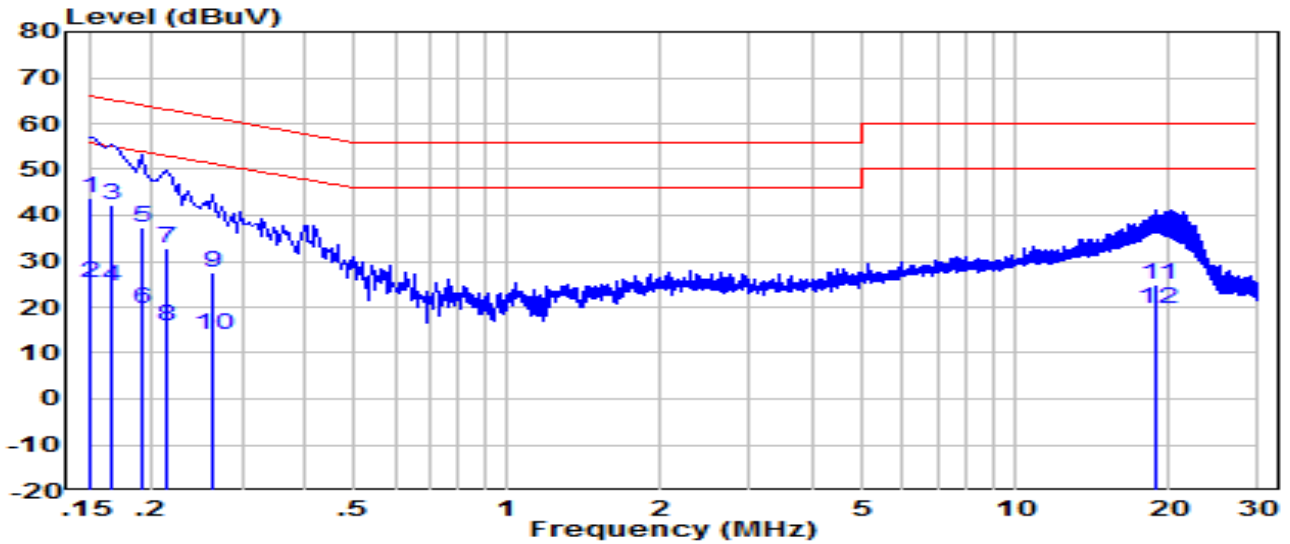


No	Frequency (MHz)	Reading (dBμV)	C.F (dB)	Measurement (dBμV)	Margin (dB)	Limit (dBμV)	Remark (QP/PK/AV)
1	*	33.89	9.61	43.50	-22.50	66.00	QP
2		16.19	9.61	25.80	-30.20	56.00	Average
3		33.19	9.61	42.80	-22.56	65.36	QP
4		16.29	9.61	25.90	-29.46	55.36	Average
5		29.39	9.61	39.00	-25.96	64.96	QP
6		13.19	9.61	22.80	-32.16	54.96	Average
7		27.99	9.61	37.60	-26.44	64.04	QP
8		10.79	9.61	20.40	-33.64	54.04	Average
9		18.88	9.62	28.50	-33.00	61.50	QP
10		4.88	9.62	14.50	-37.00	51.50	Average
11	19.300	13.83	9.97	23.80	-36.20	60.00	QP
12	19.300	8.73	9.97	18.70	-31.30	50.00	Average

Note:

1. " *", means this data is the worst emission level.
2. C.F (Correction Factor) = LISN Factor (dB) + Cable Loss (dB).
3. Measurement(dBμV) = Reading(dBμV) + C.F (Correction Factor).

EUT	ACCESS POINT	Date of Test	2022-01-06
Factor	CE_ENV216-N (Filter OFF)_2021	Temp. / Humidity	20.3°C /43.5%
Polarity	Neutral	Site / Test Engineer	SR2 / Eric Lin
Test Mode	Transmit by 802.11b at Channel 2437MHz	Test Voltage	120V/60Hz



No	Frequency (MHz)	Reading (dBμV)	C.F (dB)	Measurement (dBμV)	Margin (dB)	Limit (dBμV)	Remark (QP/PK/AV)
1	*	34.08	9.62	43.70	-22.30	66.00	QP
2		15.78	9.62	25.40	-30.60	56.00	Average
3		32.68	9.62	42.30	-22.86	65.16	QP
4		14.78	9.62	24.40	-30.76	55.16	Average
5		27.59	9.61	37.20	-26.84	64.04	QP
6		9.99	9.61	19.60	-34.44	54.04	Average
7		23.09	9.61	32.70	-30.35	63.05	QP
8		6.39	9.61	16.00	-37.05	53.05	Average
9		17.78	9.62	27.40	-33.97	61.37	QP
10		4.28	9.62	13.90	-37.47	51.37	Average
11	18.980	14.77	10.03	24.80	-35.20	60.00	QP
12	18.980	9.67	10.03	19.70	-30.30	50.00	Average

Note:

1. " *", means this data is the worst emission level.
2. C.F (Correction Factor) = LISN Factor (dB) + Cable Loss (dB).
3. Measurement(dBμV) = Reading(dBμV) + C.F (Correction Factor).

8. CONCLUSION

The data collected relate only the item(s) tested and show that the device is compliance with Part 15C of the FCC Rules.

_____ The End _____

Appendix A - Test Setup Photograph

Refer to "2105TW0602-Test setup photo" file.

Appendix B - EUT Photograph

Refer to "2105TW0602-EUT photo" file.