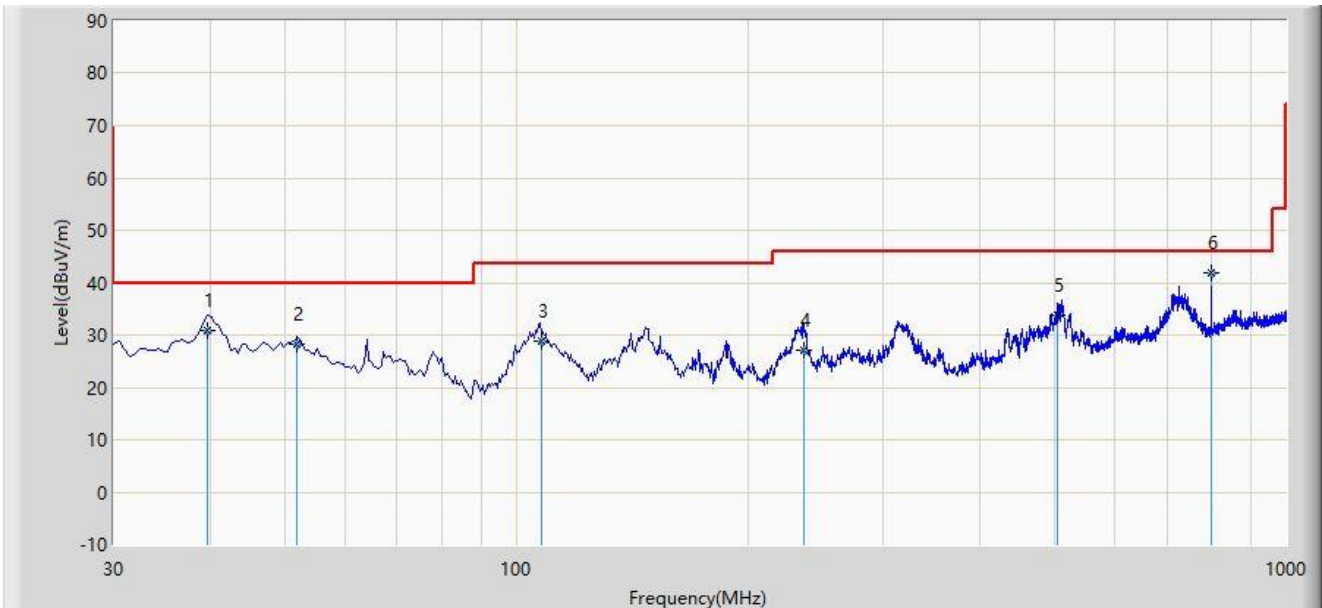


Site: WZ-AC1	Test Date: 2023-09-24
Limit: FCC_Part15.209_RSE(3m)	Engineer: Edith Yu
Probe: VULB 9168_25-2000MHz	Polarity: Vertical
EUT: ACCESS POINT	Power: AC 120V/60Hz
Test Mode: Transmit by 802.11b at 2412MHz + 802.11a at 5180MHz + 802.11ax-HE20 at 5955MHz + ZigBee at 2480MHz	



No	Mark	Frequency (MHz)	Measure Level (dBuV/m)	Reading Level (dBuV)	Margin (dB)	Limit (dBuV/m)	Factor (dB/m)	Type
1		39.700	30.824	12.830	-9.176	40.000	17.995	QP
2		51.830	28.373	9.800	-11.627	40.000	18.574	QP
3		108.000	28.812	14.120	-14.688	43.500	14.692	QP
4		236.100	27.041	11.200	-18.959	46.000	15.841	QP
5		504.810	33.905	10.580	-12.095	46.000	23.325	QP
6	*	800.180	41.828	13.520	-4.172	46.000	28.308	QP

Note 1: " \* ", means this data is the worst emission level.

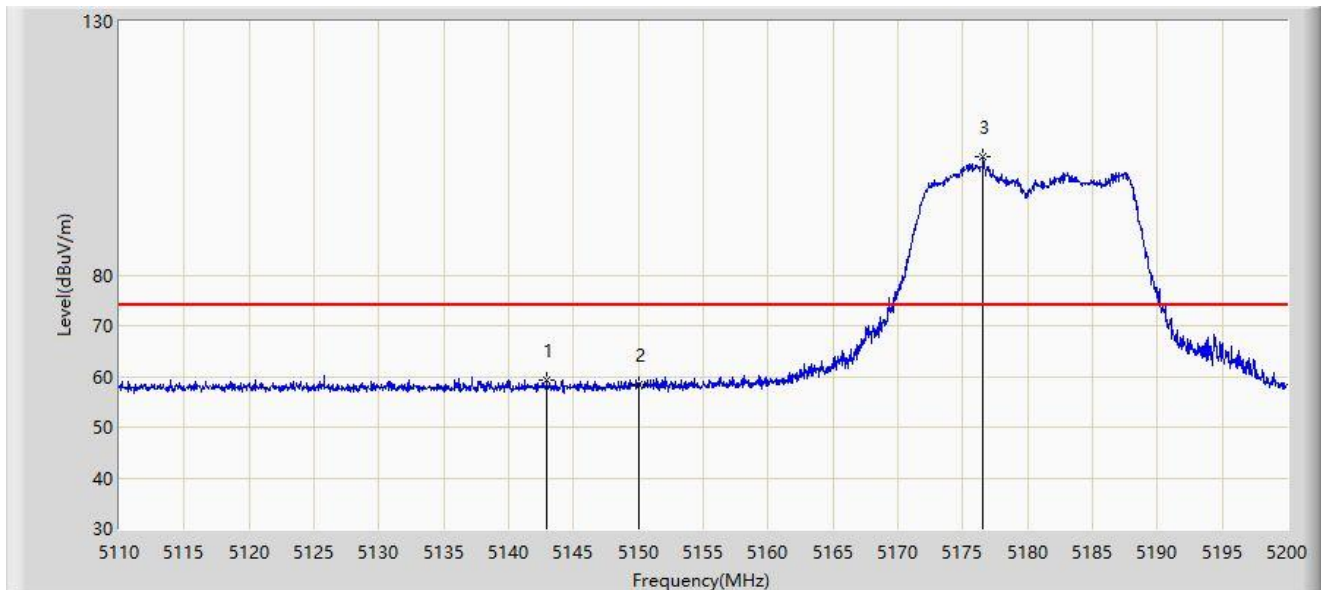
Note 2: Measure Level (dBuV/m) = Reading Level (dBuV) + Factor (dB/m).

Note 3: Factor (dB/m) = Cable Loss (dB) + Antenna Factor (dB/m).

## A.8 Radiated Restricted Band Edge Test Result

### AP-ANT-311:

Site: WZ-AC2	Test Date: 2023-08-25
Limit: FCC_5G_RE(3m)	Engineer: Bob Zhang
Probe: BBHA9120D_1457_1-18GHz	Polarity: Horizontal
EUT: ACCESS POINT	Power: AC 120V/60Hz
Test Mode: Transmit by 802.11a at 5180MHz	



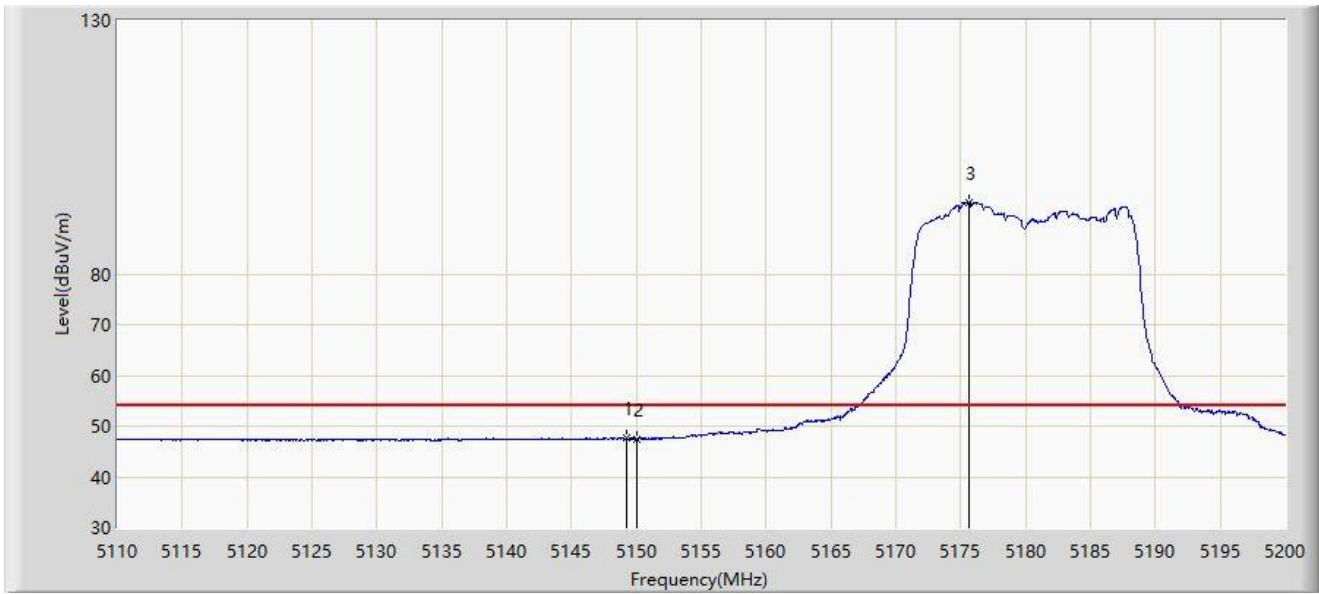
No	Mark	Frequency (MHz)	Measure Level (dB $\mu$ V/m)	Reading Level (dB $\mu$ V)	Margin (dB)	Limit (dB $\mu$ V/m)	Factor (dB/m)	Type
1	*	5142.940	59.380	55.960	-14.620	74.000	3.419	PK
2		5150.000	58.411	54.912	-15.589	74.000	3.499	PK
3		5176.555	103.250	99.870	N/A	N/A	3.380	PK

Note 1: " \* ", means this data is the worst emission level.

Note 2: Measure Level (dB $\mu$ V/m) = Reading Level (dB $\mu$ V) + Factor (dB/m).

Note 3: Factor (dB/m) = Cable Loss (dB) + Antenna Factor (dB/m) - Pre\_Amplifier Gain (dB).

Site: WZ-AC2	Test Date: 2023-08-25
Limit: FCC_5G_RE(3m)	Engineer: Bob Zhang
Probe: BBHA9120D_1457_1-18GHz	Polarity: Horizontal
EUT: ACCESS POINT	Power: AC 120V/60Hz
Test Mode: Transmit by 802.11a at 5180MHz	



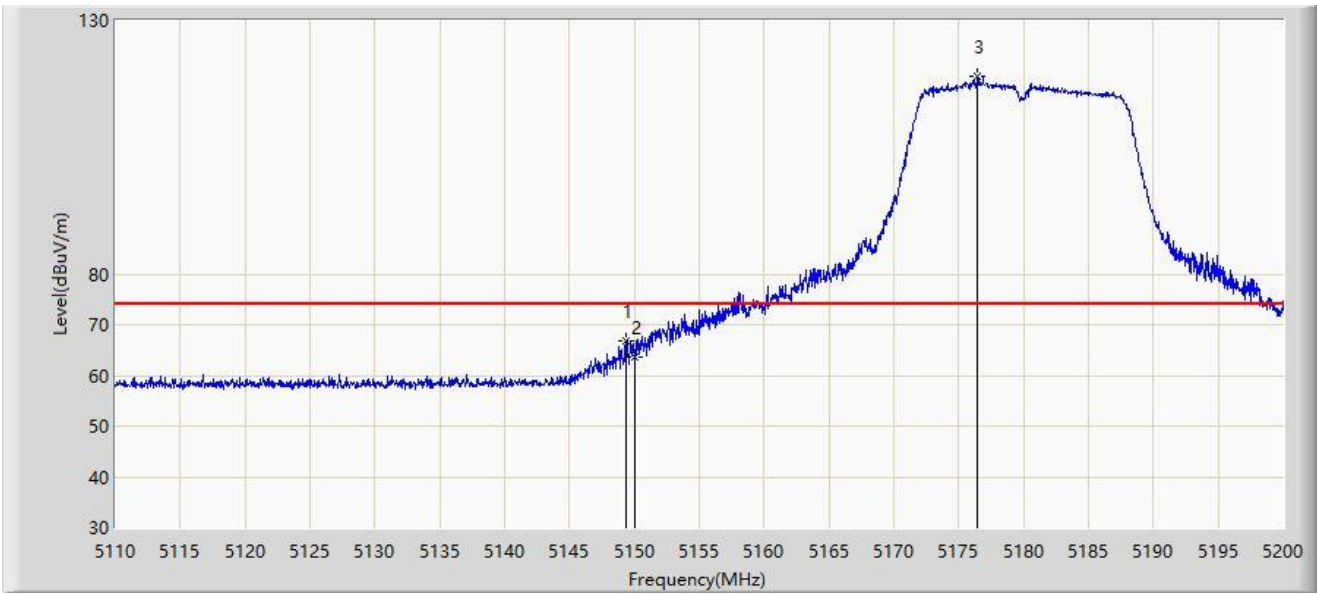
No	Mark	Frequency (MHz)	Measure Level (dB $\mu$ V/m)	Reading Level (dB $\mu$ V)	Margin (dB)	Limit (dB $\mu$ V/m)	Factor (dB/m)	Type
1	*	5149.195	47.591	44.095	-6.409	54.000	3.496	AV
2		5150.000	47.515	44.016	-6.485	54.000	3.499	AV
3		5175.655	94.145	90.748	N/A	N/A	3.397	AV

Note 1: " \* ", means this data is the worst emission level.

Note 2: Measure Level (dB $\mu$ V/m) = Reading Level (dB $\mu$ V) + Factor (dB/m).

Note 3: Factor (dB/m) = Cable Loss (dB) + Antenna Factor (dB/m) - Pre\_Amplifier Gain (dB).

Site: WZ-AC2	Test Date: 2023-08-25
Limit: FCC_5G_RE(3m)	Engineer: Bob Zhang
Probe: BBHA9120D_1457_1-18GHz	Polarity: Vertical
EUT: ACCESS POINT	Power: AC 120V/60Hz
Test Mode: Transmit by 802.11a at 5180MHz	



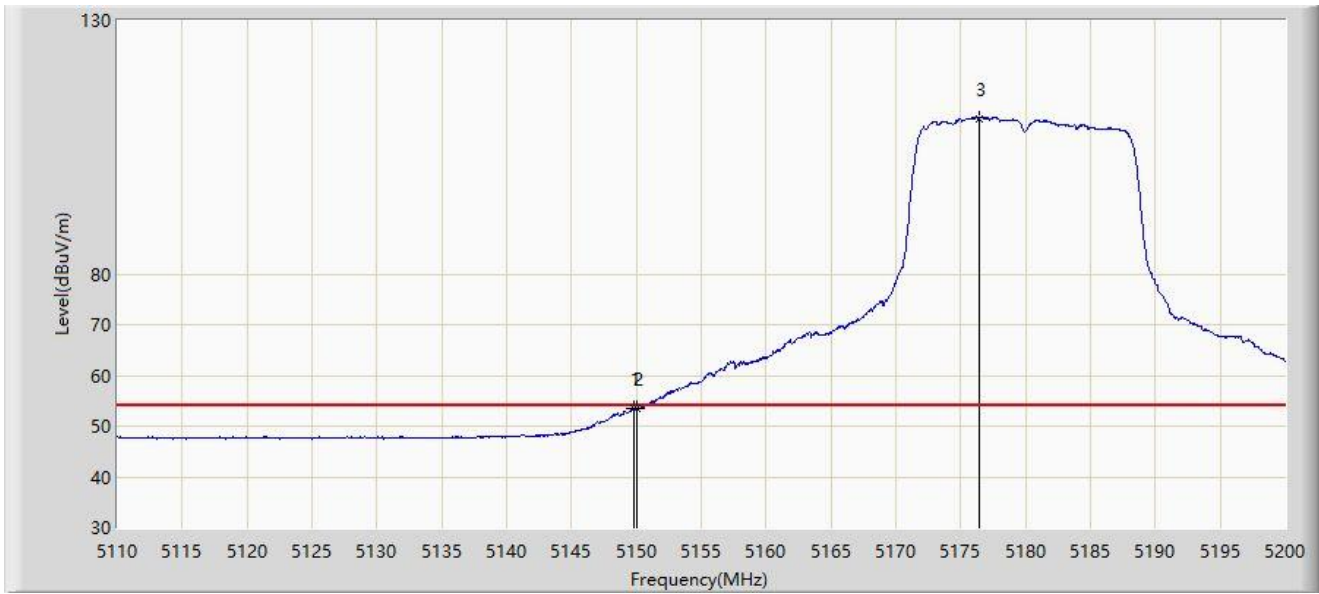
No	Mark	Frequency (MHz)	Measure Level (dB $\mu$ V/m)	Reading Level (dB $\mu$ V)	Margin (dB)	Limit (dB $\mu$ V/m)	Factor (dB/m)	Type
1	*	5149.330	66.896	63.399	-7.104	74.000	3.497	PK
2		5150.000	63.547	60.048	-10.453	74.000	3.499	PK
3		5176.420	118.917	115.534	N/A	N/A	3.382	PK

Note 1: " \* ", means this data is the worst emission level.

Note 2: Measure Level (dB $\mu$ V/m) = Reading Level (dB $\mu$ V) + Factor (dB/m).

Note 3: Factor (dB/m) = Cable Loss (dB) + Antenna Factor (dB/m) - Pre\_Amplifier Gain (dB).

Site: WZ-AC2	Test Date: 2023-08-25
Limit: FCC_5G_RE(3m)	Engineer: Bob Zhang
Probe: BBHA9120D_1457_1-18GHz	Polarity: Vertical
EUT: ACCESS POINT	Power: AC 120V/60Hz
Test Mode: Transmit by 802.11a at 5180MHz	



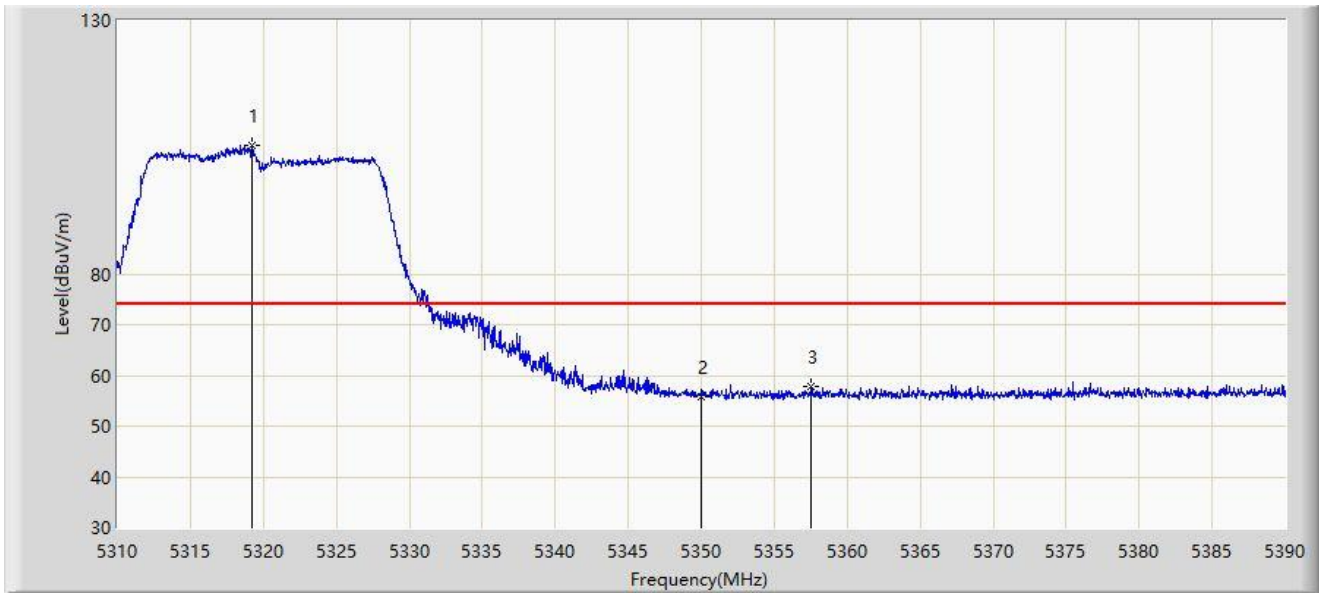
No	Mark	Frequency (MHz)	Measure Level (dB $\mu$ V/m)	Reading Level (dB $\mu$ V)	Margin (dB)	Limit (dB $\mu$ V/m)	Factor (dB/m)	Type
1		5149.825	53.382	49.883	-0.618	54.000	3.499	AV
2	*	5150.000	53.397	49.898	-0.603	54.000	3.499	AV
3		5176.420	110.647	107.264	N/A	N/A	3.382	AV

Note 1: " \* ", means this data is the worst emission level.

Note 2: Measure Level (dB $\mu$ V/m) = Reading Level (dB $\mu$ V) + Factor (dB/m).

Note 3: Factor (dB/m) = Cable Loss (dB) + Antenna Factor (dB/m) - Pre\_Amplifier Gain (dB).

Site: WZ-AC2	Test Date: 2023-08-25
Limit: FCC_5G_RE(3m)	Engineer: Bob Zhang
Probe: BBHA9120D_1457_1-18GHz	Polarity: Horizontal
EUT: ACCESS POINT	Power: AC 120V/60Hz
Test Mode: Transmit by 802.11a at 5320MHz	



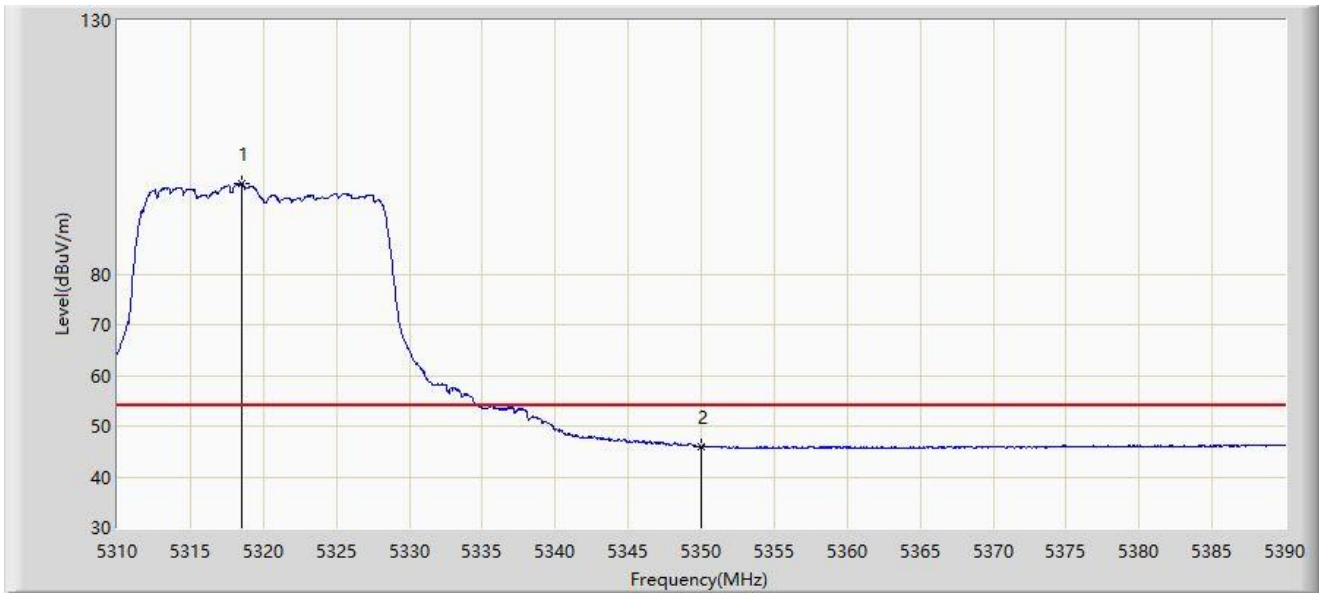
No	Mark	Frequency (MHz)	Measure Level (dB $\mu$ V/m)	Reading Level (dB $\mu$ V)	Margin (dB)	Limit (dB $\mu$ V/m)	Factor (dB/m)	Type
1		5319.200	105.389	102.358	N/A	N/A	3.031	PK
2		5350.000	55.931	53.100	-18.069	74.000	2.832	PK
3	*	5357.560	57.880	55.056	-16.120	74.000	2.825	PK

Note 1: " \* ", means this data is the worst emission level.

Note 2: Measure Level (dB $\mu$ V/m) = Reading Level (dB $\mu$ V) + Factor (dB/m).

Note 3: Factor (dB/m) = Cable Loss (dB) + Antenna Factor (dB/m) - Pre\_Amplifier Gain (dB).

Site: WZ-AC2	Test Date: 2023-08-25
Limit: FCC_5G_RE(3m)	Engineer: Bob Zhang
Probe: BBHA9120D_1457_1-18GHz	Polarity: Horizontal
EUT: ACCESS POINT	Power: AC 120V/60Hz
Test Mode: Transmit by 802.11a at 5320MHz	



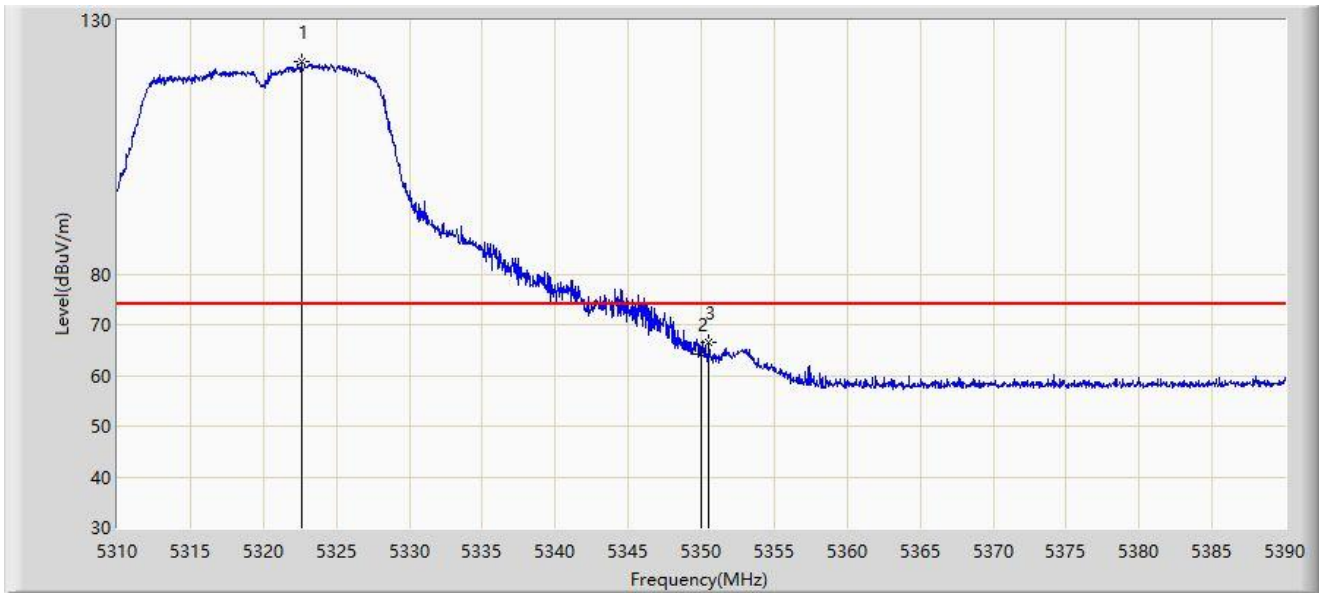
No	Mark	Frequency (MHz)	Measure Level (dB $\mu$ V/m)	Reading Level (dB $\mu$ V)	Margin (dB)	Limit (dB $\mu$ V/m)	Factor (dB/m)	Type
1		5318.560	97.753	94.721	N/A	N/A	3.033	AV
2	*	5350.000	45.991	43.160	-8.009	54.000	2.832	AV

Note 1: " \* ", means this data is the worst emission level.

Note 2: Measure Level (dB $\mu$ V/m) = Reading Level (dB $\mu$ V) + Factor (dB/m).

Note 3: Factor (dB/m) = Cable Loss (dB) + Antenna Factor (dB/m) - Pre\_Amplifier Gain (dB).

Site: WZ-AC2	Test Date: 2023-08-25
Limit: FCC_5G_RE(3m)	Engineer: Bob Zhang
Probe: BBHA9120D_1457_1-18GHz	Polarity: Vertical
EUT: ACCESS POINT	Power: AC 120V/60Hz
Test Mode: Transmit by 802.11a at 5320MHz	



No	Mark	Frequency (MHz)	Measure Level (dBμV/m)	Reading Level (dBμV)	Margin (dB)	Limit (dBμV/m)	Factor (dB/m)	Type
1		5322.640	121.904	118.880	N/A	N/A	3.024	PK
2		5350.000	64.252	61.421	-9.748	74.000	2.832	PK
3	*	5350.520	66.559	63.736	-7.441	74.000	2.823	PK

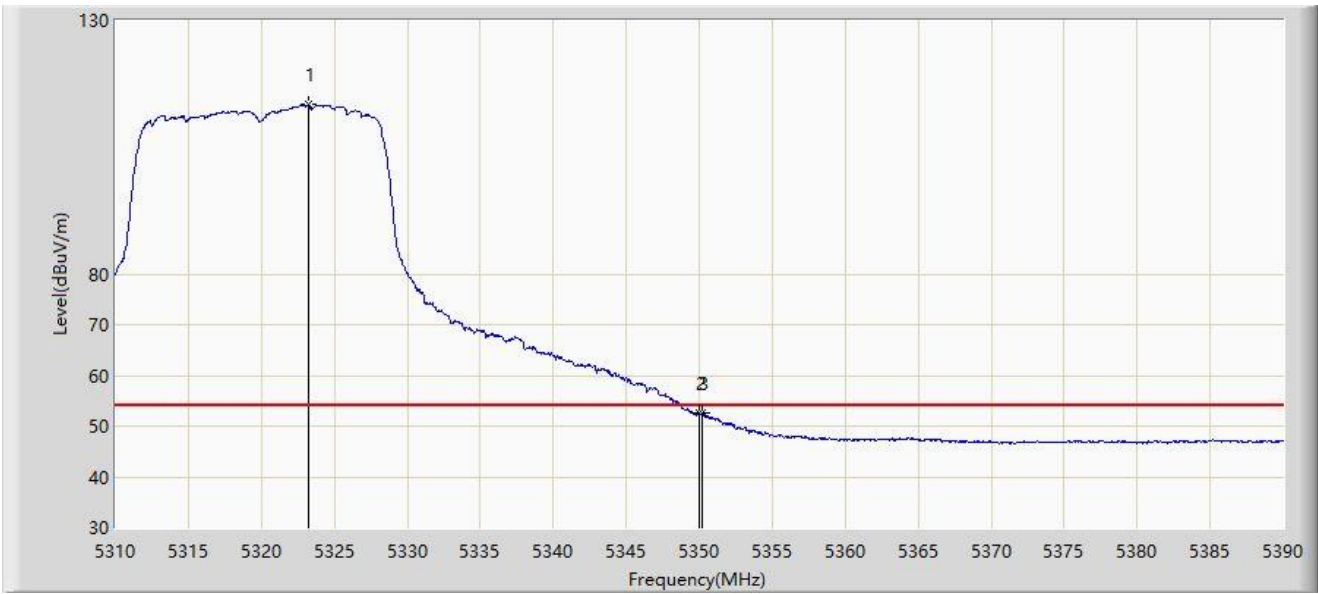
Note 1: " \* ", means this data is the worst emission level.

Note 2: Measure Level (dBμV/m) = Reading Level (dBμV) + Factor (dB/m).

Note 3: Factor (dB/m) = Cable Loss (dB) + Antenna Factor (dB/m) - Pre\_Amplifier Gain (dB).



Site: WZ-AC2	Test Date: 2023-08-26
Limit: FCC_5G_RE(3m)	Engineer: Bob Zhang
Probe: BBHA9120D_1457_1-18GHz	Polarity: Vertical
EUT: ACCESS POINT	Power: AC 120V/60Hz
Test Mode: Transmit by 802.11a at 5320MHz	



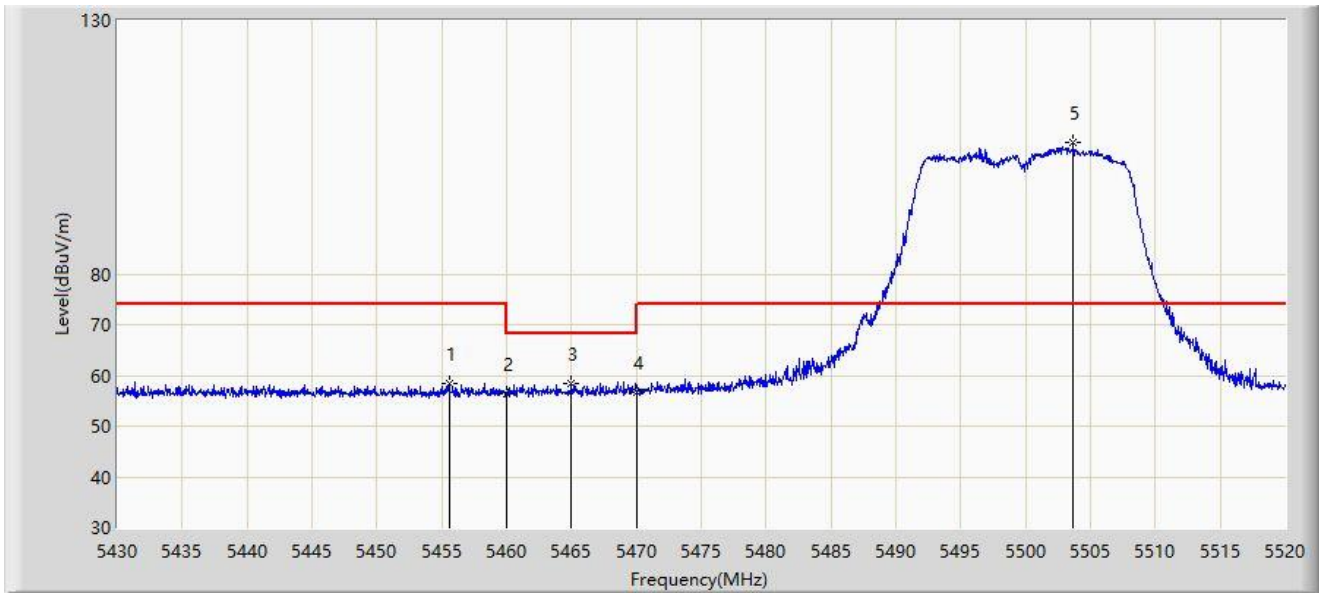
No	Mark	Frequency (MHz)	Measure Level (dB $\mu$ V/m)	Reading Level (dB $\mu$ V)	Margin (dB)	Limit (dB $\mu$ V/m)	Factor (dB/m)	Type
1		5323.280	113.399	110.376	N/A	N/A	3.022	AV
2		5350.000	52.483	49.652	-1.517	54.000	2.832	AV
3	*	5350.160	52.545	49.716	-1.455	54.000	2.829	AV

Note 1: " \* ", means this data is the worst emission level.

Note 2: Measure Level (dB $\mu$ V/m) = Reading Level (dB $\mu$ V) + Factor (dB/m).

Note 3: Factor (dB/m) = Cable Loss (dB) + Antenna Factor (dB/m) - Pre\_Amplifier Gain (dB).

Site: WZ-AC2	Test Date: 2023-08-26
Limit: FCC_5G_RE(3m)	Engineer: Bob Zhang
Probe: BBHA9120D_1457_1-18GHz	Polarity: Horizontal
EUT: ACCESS POINT	Power: AC 120V/60Hz
Test Mode: Transmit by 802.11a at 5500MHz	



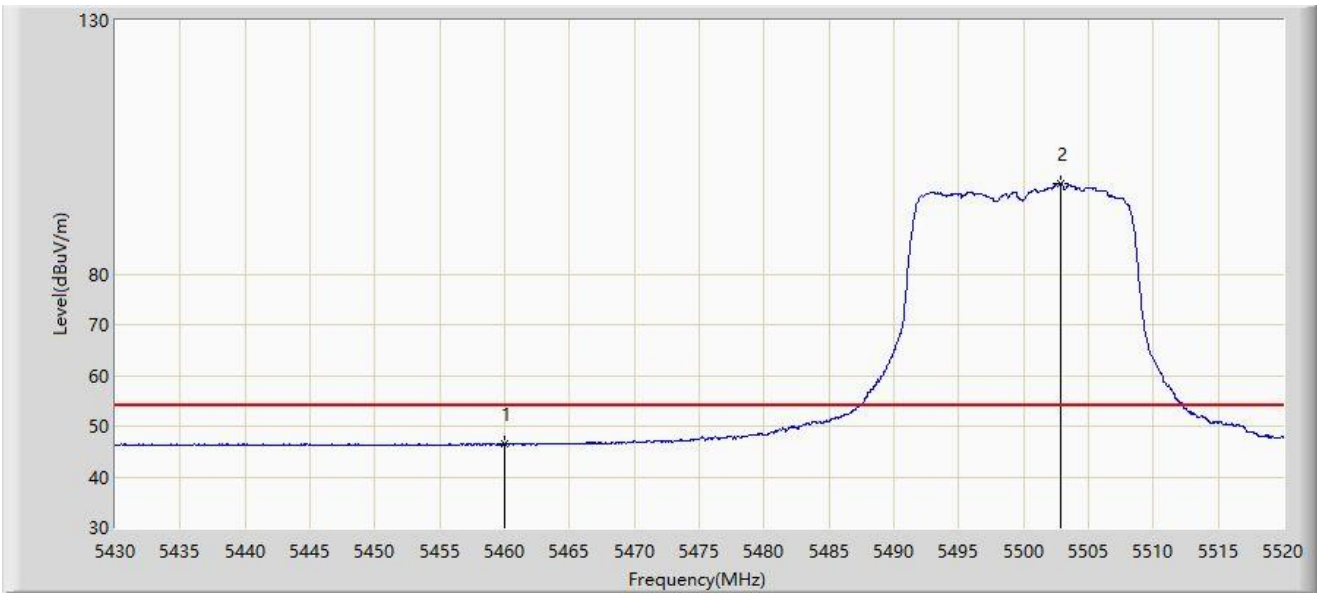
No	Mark	Frequency (MHz)	Measure Level (dBμV/m)	Reading Level (dBμV)	Margin (dB)	Limit (dBμV/m)	Factor (dB/m)	Type
1		5455.560	58.547	55.408	-15.453	74.000	3.139	PK
2		5460.000	56.251	53.032	-17.749	74.000	3.219	PK
3	*	5464.965	58.398	55.083	-9.802	68.200	3.315	PK
4		5470.000	56.628	53.216	-11.572	68.200	3.411	PK
5		5503.665	105.948	102.718	N/A	N/A	3.229	PK

Note 1: " \* ", means this data is the worst emission level.

Note 2: Measure Level (dBμV/m) = Reading Level (dBμV) + Factor (dB/m).

Note 3: Factor (dB/m) = Cable Loss (dB) + Antenna Factor (dB/m) - Pre\_Amplifier Gain (dB).

Site: WZ-AC2	Test Date: 2023-08-26
Limit: FCC_5G_RE(3m)	Engineer: Bob Zhang
Probe: BBHA9120D_1457_1-18GHz	Polarity: Horizontal
EUT: ACCESS POINT	Power: AC 120V/60Hz
Test Mode: Transmit by 802.11a at 5500MHz	



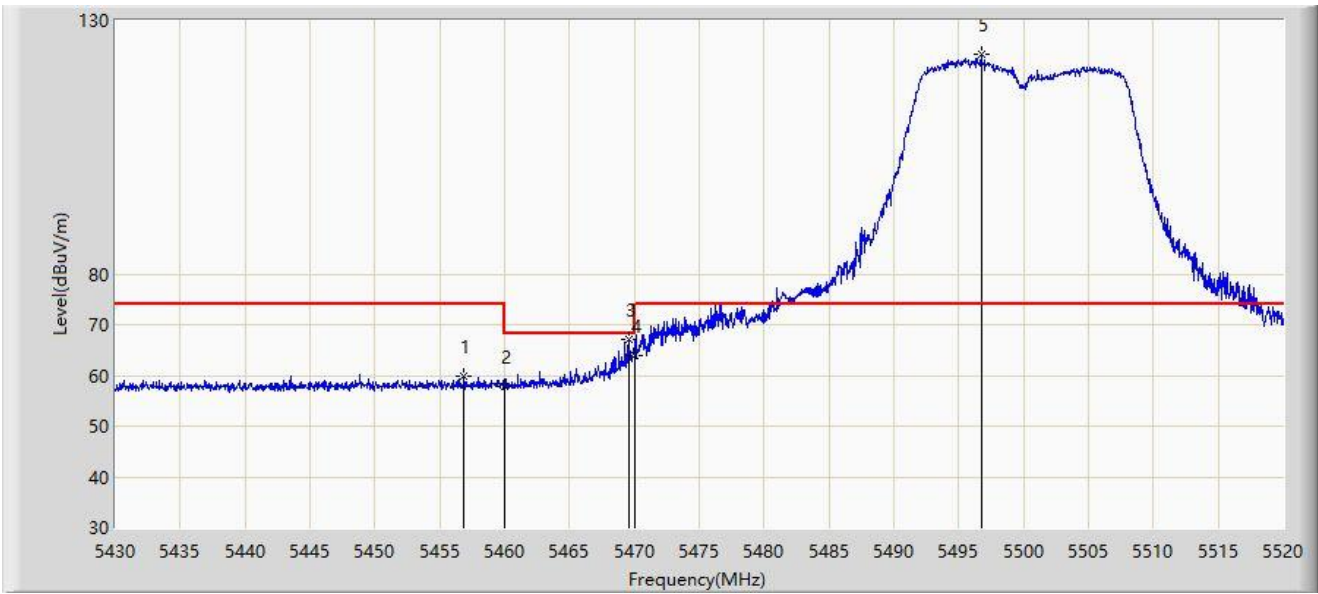
No	Mark	Frequency (MHz)	Measure Level (dB $\mu$ V/m)	Reading Level (dB $\mu$ V)	Margin (dB)	Limit (dB $\mu$ V/m)	Factor (dB/m)	Type
1	*	5460.000	46.456	43.237	-7.544	54.000	3.219	AV
2		5502.855	97.884	94.648	N/A	N/A	3.235	AV

Note 1: " \* ", means this data is the worst emission level.

Note 2: Measure Level (dB $\mu$ V/m) = Reading Level (dB $\mu$ V) + Factor (dB/m).

Note 3: Factor (dB/m) = Cable Loss (dB) + Antenna Factor (dB/m) - Pre\_Amplifier Gain (dB).

Site: WZ-AC2	Test Date: 2023-08-26
Limit: FCC_5G_RE(3m)	Engineer: Bob Zhang
Probe: BBHA9120D_1457_1-18GHz	Polarity: Vertical
EUT: ACCESS POINT	Power: AC 120V/60Hz
Test Mode: Transmit by 802.11a at 5500MHz	



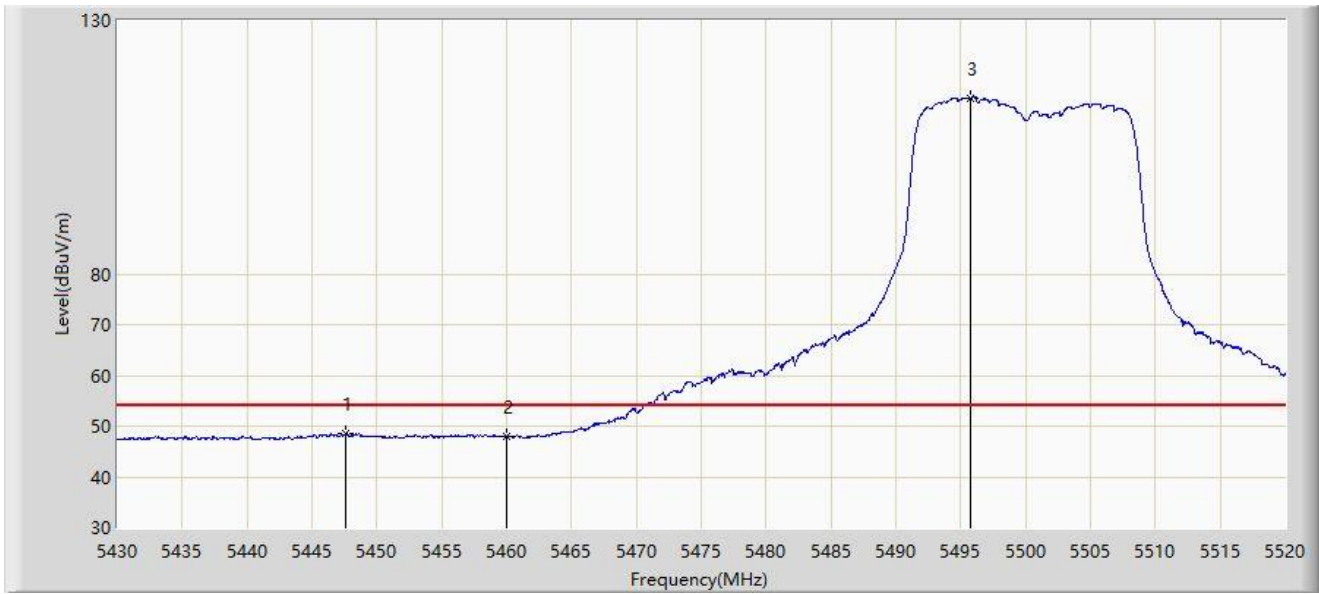
No	Mark	Frequency (MHz)	Measure Level (dBμV/m)	Reading Level (dBμV)	Margin (dB)	Limit (dBμV/m)	Factor (dB/m)	Type
1		5456.865	59.851	56.692	-14.149	74.000	3.159	PK
2		5460.000	57.970	54.751	-16.030	74.000	3.219	PK
3	*	5469.600	67.062	63.658	-1.138	68.200	3.404	PK
4		5470.000	64.034	60.622	-4.166	68.200	3.411	PK
5		5496.735	123.265	119.986	N/A	N/A	3.278	PK

Note 1: " \* ", means this data is the worst emission level.

Note 2: Measure Level (dBμV/m) = Reading Level (dBμV) + Factor (dB/m).

Note 3: Factor (dB/m) = Cable Loss (dB) + Antenna Factor (dB/m) - Pre\_Amplifier Gain (dB).

Site: WZ-AC2	Test Date: 2023-08-26
Limit: FCC_5G_RE(3m)	Engineer: Bob Zhang
Probe: BBHA9120D_1457_1-18GHz	Polarity: Vertical
EUT: ACCESS POINT	Power: AC 120V/60Hz
Test Mode: Transmit by 802.11a at 5500MHz	



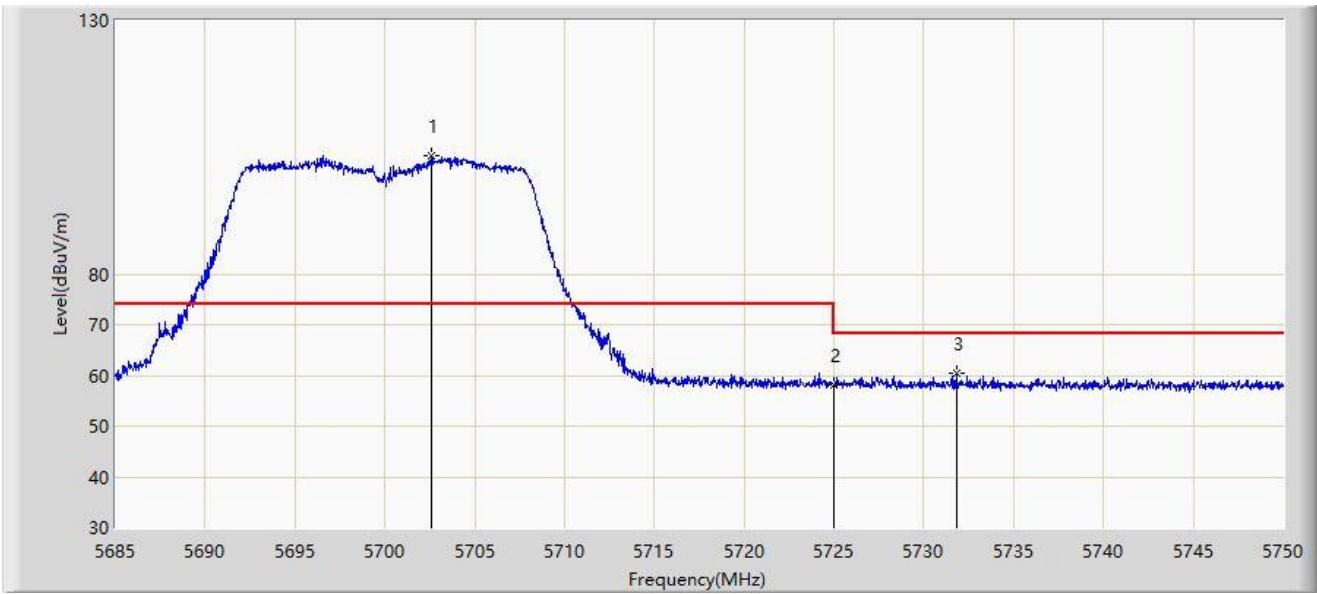
No	Mark	Frequency (MHz)	Measure Level (dB $\mu$ V/m)	Reading Level (dB $\mu$ V)	Margin (dB)	Limit (dB $\mu$ V/m)	Factor (dB/m)	Type
1	*	5447.640	48.534	45.375	-5.466	54.000	3.159	AV
2		5460.000	48.050	44.831	-5.950	54.000	3.219	AV
3		5495.700	114.630	111.344	N/A	N/A	3.286	AV

Note 1: " \* ", means this data is the worst emission level.

Note 2: Measure Level (dB $\mu$ V/m) = Reading Level (dB $\mu$ V) + Factor (dB/m).

Note 3: Factor (dB/m) = Cable Loss (dB) + Antenna Factor (dB/m) - Pre\_Amplifier Gain (dB).

Site: WZ-AC2	Test Date: 2023-08-27
Limit: FCC_5G_RE(3m)	Engineer: Bob Zhang
Probe: BBHA9120D_1457_1-18GHz	Polarity: Horizontal
EUT: ACCESS POINT	Power: AC 120V/60Hz
Test Mode: Transmit by 802.11a at 5700MHz	



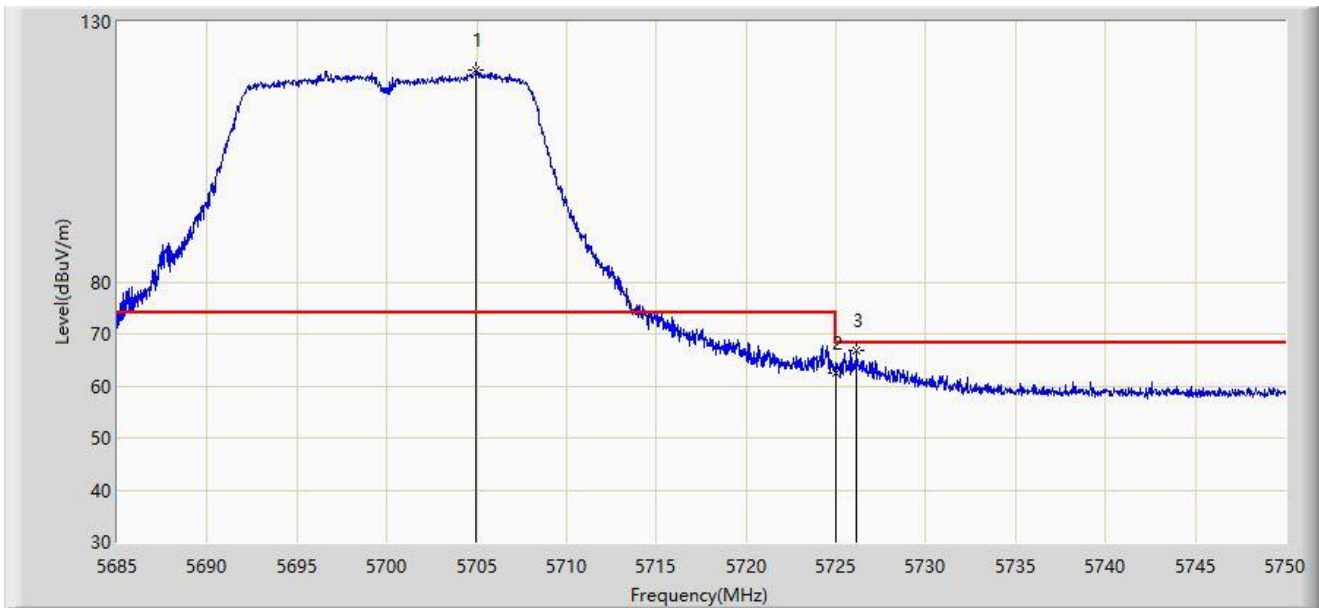
No	Mark	Frequency (MHz)	Measure Level (dB $\mu$ V/m)	Reading Level (dB $\mu$ V)	Margin (dB)	Limit (dB $\mu$ V/m)	Factor (dB/m)	Type
1		5702.583	103.200	98.732	N/A	N/A	4.467	PK
2		5725.000	58.076	53.388	-10.124	68.200	4.688	PK
3	*	5731.800	60.425	55.829	-7.775	68.200	4.596	PK

Note 1: " \* ", means this data is the worst emission level.

Note 2: Measure Level (dB $\mu$ V/m) = Reading Level (dB $\mu$ V) + Factor (dB/m).

Note 3: Factor (dB/m) = Cable Loss (dB) + Antenna Factor (dB/m) - Pre\_Amplifier Gain (dB).

Site: WZ-AC2	Test Date: 2023-08-27
Limit: FCC_5G_RE(3m)	Engineer: Bob Zhang
Probe: BBHA9120D_1457_1-18GHz	Polarity: Vertical
EUT: ACCESS POINT	Power: AC 120V/60Hz
Test Mode: Transmit by 802.11a at 5700MHz	



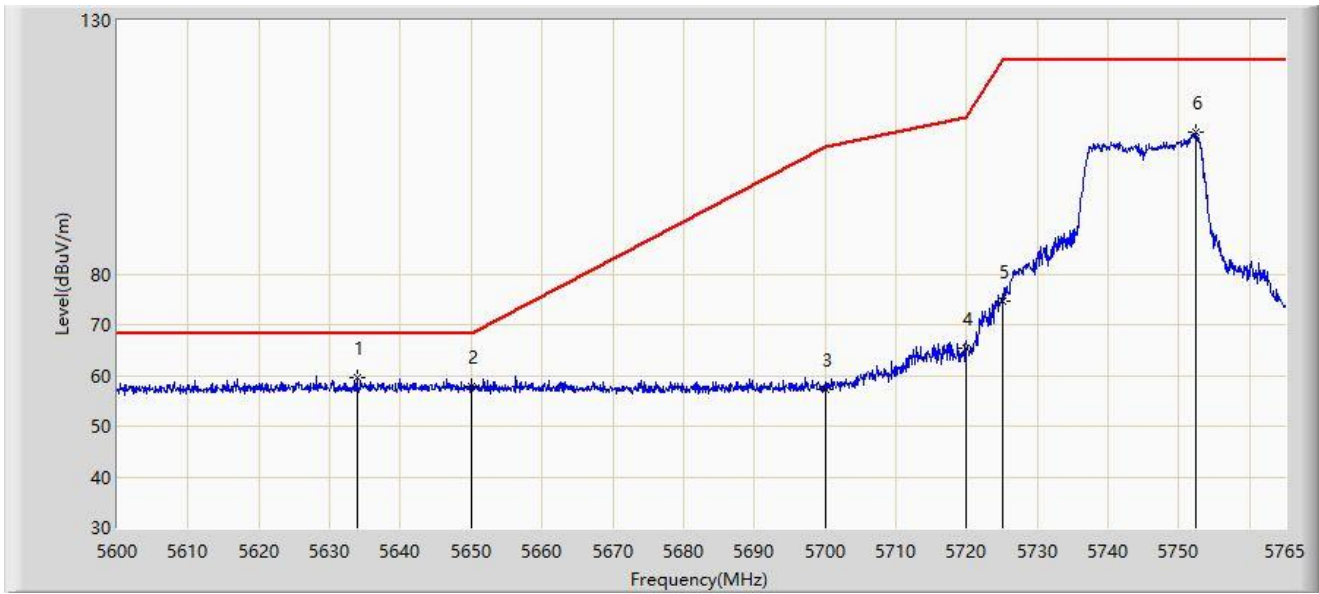
No	Mark	Frequency (MHz)	Measure Level (dB $\mu$ V/m)	Reading Level (dB $\mu$ V)	Margin (dB)	Limit (dB $\mu$ V/m)	Factor (dB/m)	Type
1		5704.987	120.648	116.145	N/A	N/A	4.503	PK
2		5725.000	62.564	57.876	-5.636	68.200	4.688	PK
3	*	5726.145	66.704	62.009	-1.496	68.200	4.695	PK

Note 1: " \* ", means this data is the worst emission level.

Note 2: Measure Level (dB $\mu$ V/m) = Reading Level (dB $\mu$ V) + Factor (dB/m).

Note 3: Factor (dB/m) = Cable Loss (dB) + Antenna Factor (dB/m) - Pre\_Amplifier Gain (dB).

Site: WZ-AC2	Test Date: 2023-08-27
Limit: FCC_5.8G_RE(3m)	Engineer: Bob Zhang
Probe: BBHA9120D_1457_1-18GHz	Polarity: Horizontal
EUT: ACCESS POINT	Power: AC 120V/60Hz
Test Mode: Transmit by 802.11a at 5745MHz	



No	Mark	Frequency (MHz)	Measure Level (dB $\mu$ V/m)	Reading Level (dB $\mu$ V)	Margin (dB)	Limit (dB $\mu$ V/m)	Factor (dB/m)	Type
1	*	5633.825	59.423	55.301	-8.777	68.200	4.121	PK
2		5650.000	57.934	53.774	-10.266	68.200	4.160	PK
3		5700.000	57.143	52.713	-48.057	105.200	4.430	PK
4		5720.000	65.362	60.712	-45.438	110.800	4.649	PK
5		5725.000	74.707	70.019	-47.493	122.200	4.688	PK
6		5752.460	108.061	103.570	N/A	N/A	4.491	PK

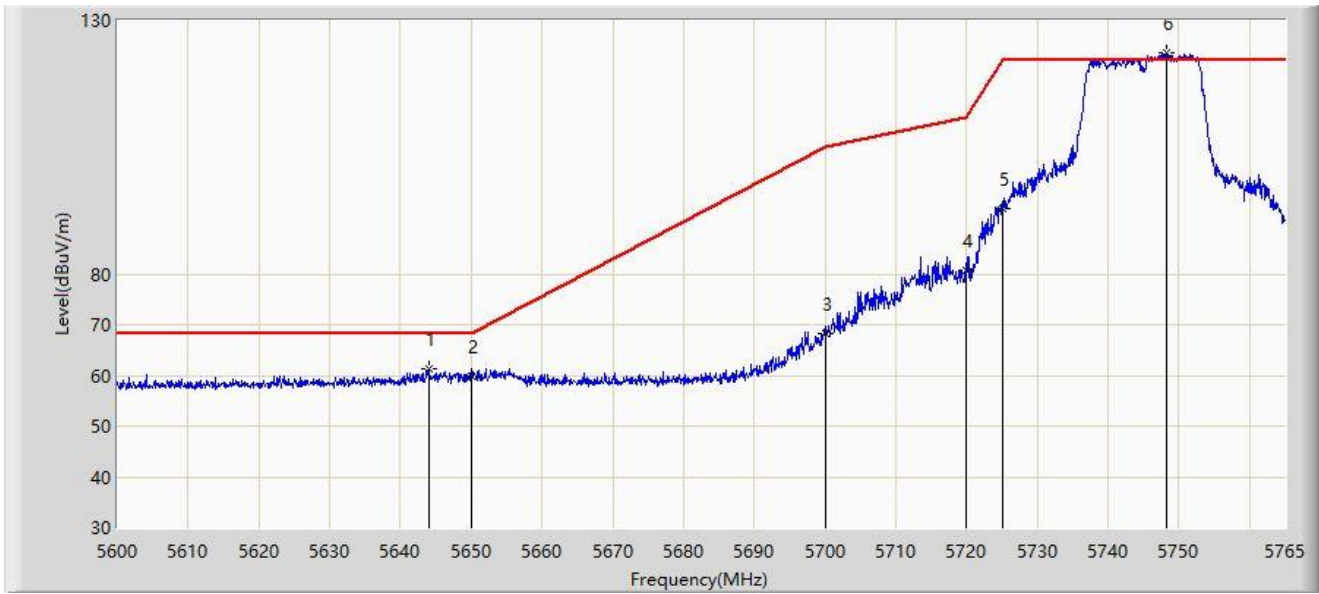
Note 1: " \* ", means this data is the worst emission level.

Note 2: Measure Level (dB $\mu$ V/m) = Reading Level (dB $\mu$ V) + Factor (dB/m).

Note 3: Factor (dB/m) = Cable Loss (dB) + Antenna Factor (dB/m) - Pre\_Amplifier Gain (dB).



Site: WZ-AC2	Test Date: 2023-08-27
Limit: FCC_5.8G_RE(3m)	Engineer: Bob Zhang
Probe: BBHA9120D_1457_1-18GHz	Polarity: Vertical
EUT: ACCESS POINT	Power: AC 120V/60Hz
Test Mode: Transmit by 802.11a at 5745MHz	



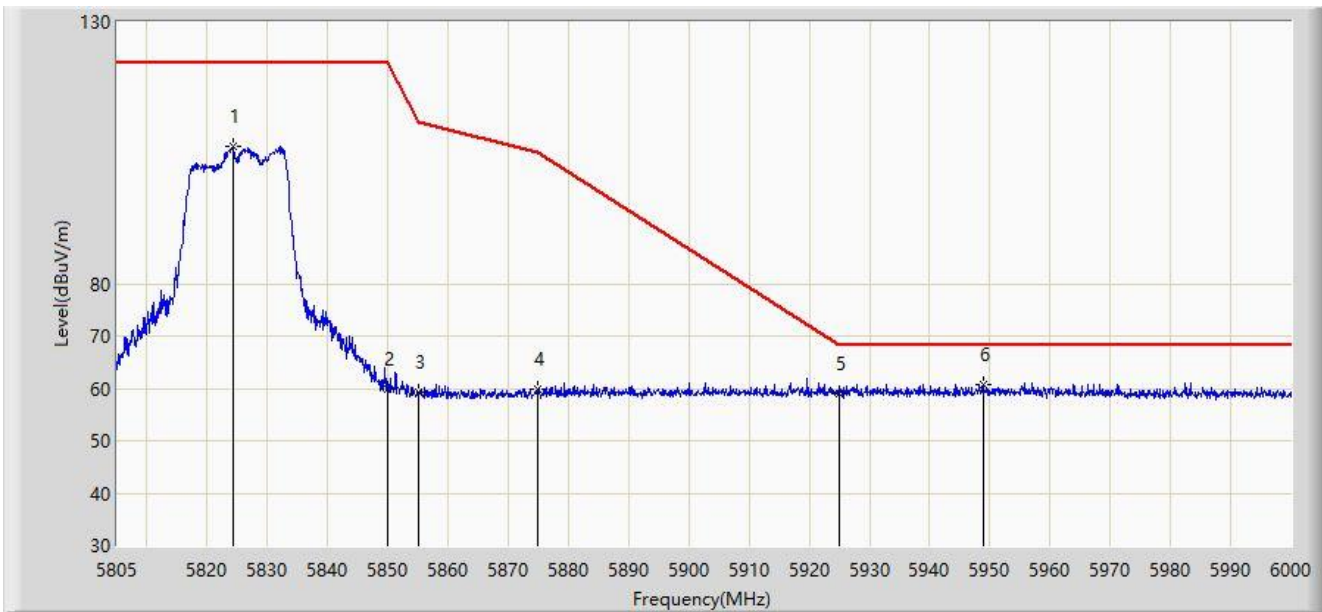
No	Mark	Frequency (MHz)	Measure Level (dB $\mu$ V/m)	Reading Level (dB $\mu$ V)	Margin (dB)	Limit (dB $\mu$ V/m)	Factor (dB/m)	Type
1	*	5643.973	61.380	57.186	-6.820	68.200	4.194	PK
2		5650.000	59.798	55.638	-8.402	68.200	4.160	PK
3		5700.000	68.349	63.919	-36.851	105.200	4.430	PK
4		5720.000	80.723	76.073	-30.077	110.800	4.649	PK
5		5725.000	92.759	88.071	-29.441	122.200	4.688	PK
6		5748.170	123.669	119.229	N/A	N/A	4.440	PK

Note 1: " \* ", means this data is the worst emission level.

Note 2: Measure Level (dB $\mu$ V/m) = Reading Level (dB $\mu$ V) + Factor (dB/m).

Note 3: Factor (dB/m) = Cable Loss (dB) + Antenna Factor (dB/m) - Pre\_Amplifier Gain (dB).

Site: WZ-AC2	Test Date: 2023-08-27
Limit: FCC_5.8G_RE(3m)	Engineer: Bob Zhang
Probe: BBHA9120D_1457_1-18GHz	Polarity: Horizontal
EUT: ACCESS POINT	Power: AC 120V/60Hz
Test Mode: Transmit by 802.11a at 5825MHz	



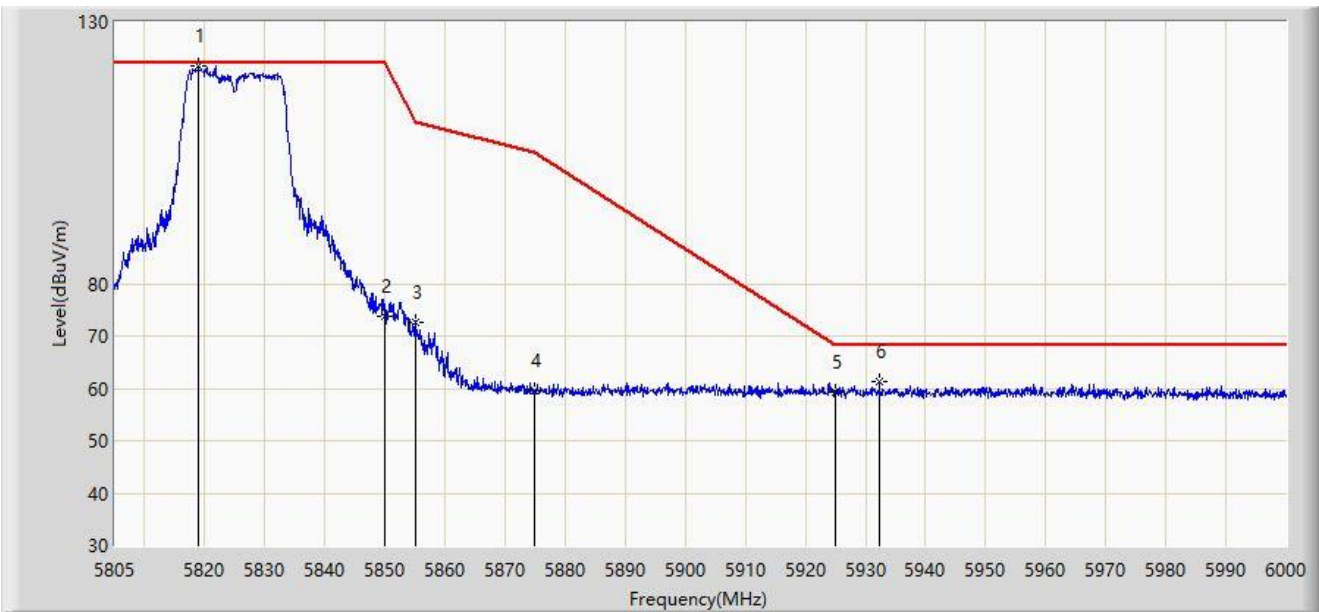
No	Mark	Frequency (MHz)	Measure Level (dBμV/m)	Reading Level (dBμV)	Margin (dB)	Limit (dBμV/m)	Factor (dB/m)	Type
1		5824.305	106.096	101.242	N/A	N/A	4.853	PK
2		5850.000	59.727	54.767	-62.473	122.200	4.960	PK
3		5855.000	59.287	54.268	-51.513	110.800	5.019	PK
4		5875.000	59.791	54.655	-45.409	105.200	5.136	PK
5		5925.000	59.099	53.829	-9.101	68.200	5.271	PK
6	*	5948.910	60.860	55.477	-7.340	68.200	5.382	PK

Note 1: " \* ", means this data is the worst emission level.

Note 2: Measure Level (dBμV/m) = Reading Level (dBμV) + Factor (dB/m).

Note 3: Factor (dB/m) = Cable Loss (dB) + Antenna Factor (dB/m) - Pre\_Amplifier Gain (dB).

Site: WZ-AC2	Test Date: 2023-08-27
Limit: FCC_5.8G_RE(3m)	Engineer: Bob Zhang
Probe: BBHA9120D_1457_1-18GHz	Polarity: Vertical
EUT: ACCESS POINT	Power: AC 120V/60Hz
Test Mode: Transmit by 802.11a at 5825MHz	



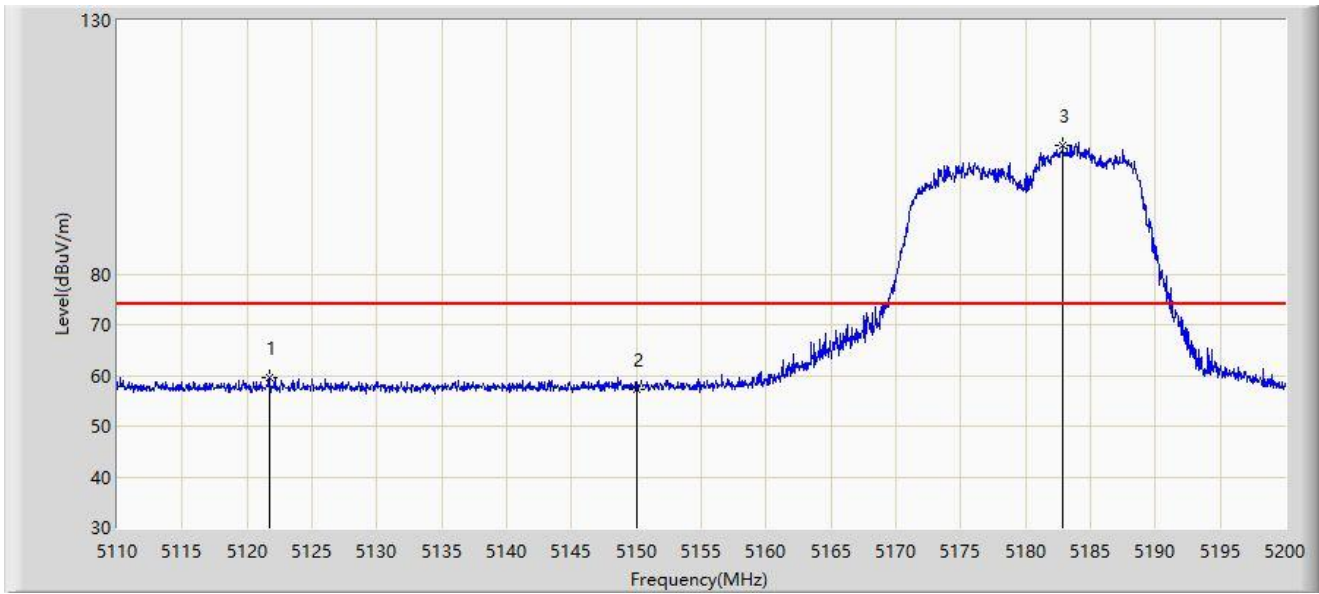
No	Mark	Frequency (MHz)	Measure Level (dB $\mu$ V/m)	Reading Level (dB $\mu$ V)	Margin (dB)	Limit (dB $\mu$ V/m)	Factor (dB/m)	Type
1		5818.942	121.564	116.647	N/A	N/A	4.918	PK
2		5850.000	73.698	68.738	-48.502	122.200	4.960	PK
3		5855.000	72.531	67.512	-38.269	110.800	5.019	PK
4		5875.000	59.645	54.509	-45.555	105.200	5.136	PK
5		5925.000	59.390	54.120	-8.810	68.200	5.271	PK
6	*	5932.335	61.248	55.944	-6.952	68.200	5.304	PK

Note 1: " \* ", means this data is the worst emission level.

Note 2: Measure Level (dB $\mu$ V/m) = Reading Level (dB $\mu$ V) + Factor (dB/m).

Note 3: Factor (dB/m) = Cable Loss (dB) + Antenna Factor (dB/m) - Pre\_Amplifier Gain (dB).

Site: WZ-AC2	Test Date: 2023-08-27
Limit: FCC_5G_RE(3m)	Engineer: Bob Zhang
Probe: BBHA9120D_1457_1-18GHz	Polarity: Horizontal
EUT: ACCESS POINT	Power: AC 120V/60Hz
Test Mode: Transmit by 802.11ac-VHT20 at 5180MHz	



No	Mark	Frequency (MHz)	Measure Level (dB $\mu$ V/m)	Reading Level (dB $\mu$ V)	Margin (dB)	Limit (dB $\mu$ V/m)	Factor (dB/m)	Type
1	*	5121.745	59.667	56.424	-14.333	74.000	3.244	PK
2		5150.000	57.349	53.850	-16.651	74.000	3.499	PK
3		5182.855	105.420	102.163	N/A	N/A	3.257	PK

Note 1: " \* ", means this data is the worst emission level.

Note 2: Measure Level (dB $\mu$ V/m) = Reading Level (dB $\mu$ V) + Factor (dB/m).

Note 3: Factor (dB/m) = Cable Loss (dB) + Antenna Factor (dB/m) - Pre\_Amplifier Gain (dB).

Site: WZ-AC2	Test Date: 2023-08-27
Limit: FCC_5G_RE(3m)	Engineer: Bob Zhang
Probe: BBHA9120D_1457_1-18GHz	Polarity: Horizontal
EUT: ACCESS POINT	Power: AC 120V/60Hz
Test Mode: Transmit by 802.11ac-VHT20 at 5180MHz	



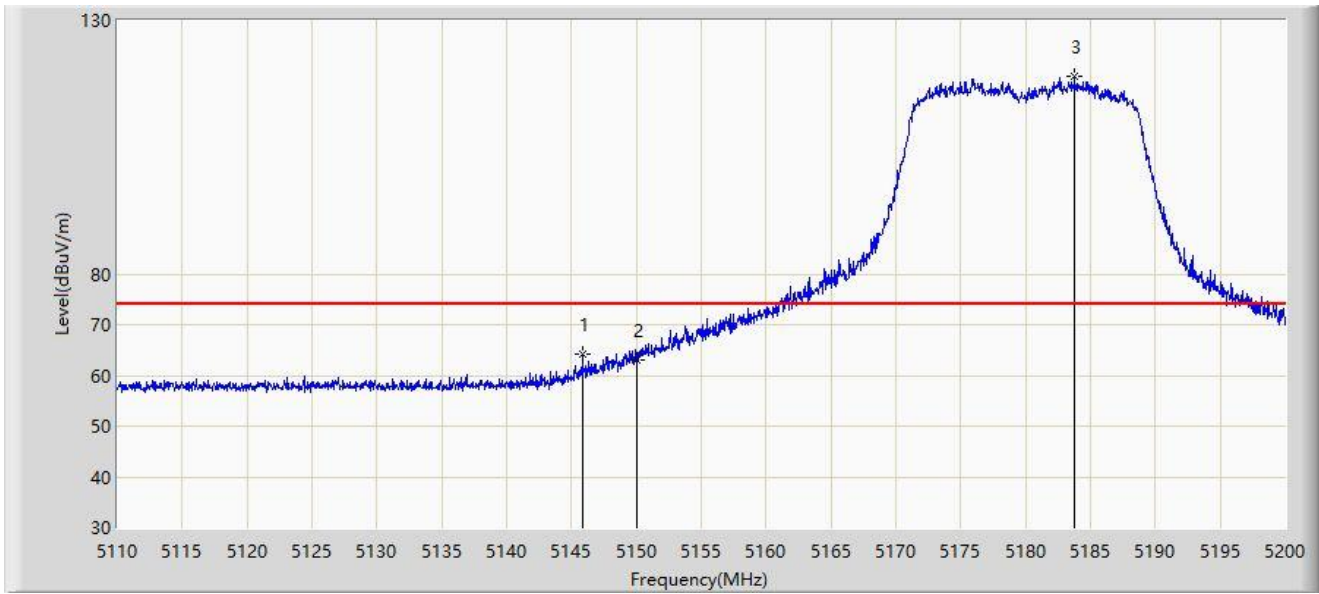
No	Mark	Frequency (MHz)	Measure Level (dB $\mu$ V/m)	Reading Level (dB $\mu$ V)	Margin (dB)	Limit (dB $\mu$ V/m)	Factor (dB/m)	Type
1	*	5150.000	47.287	43.788	-6.713	54.000	3.499	AV
2		5183.170	96.527	93.277	N/A	N/A	3.249	AV

Note 1: " \* ", means this data is the worst emission level.

Note 2: Measure Level (dB $\mu$ V/m) = Reading Level (dB $\mu$ V) + Factor (dB/m).

Note 3: Factor (dB/m) = Cable Loss (dB) + Antenna Factor (dB/m) - Pre\_Amplifier Gain (dB).

Site: WZ-AC2	Test Date: 2023-08-27
Limit: FCC_5G_RE(3m)	Engineer: Bob Zhang
Probe: BBHA9120D_1457_1-18GHz	Polarity: Vertical
EUT: ACCESS POINT	Power: AC 120V/60Hz
Test Mode: Transmit by 802.11ac-VHT20 at 5180MHz	



No	Mark	Frequency (MHz)	Measure Level (dB $\mu$ V/m)	Reading Level (dB $\mu$ V)	Margin (dB)	Limit (dB $\mu$ V/m)	Factor (dB/m)	Type
1	*	5145.865	64.063	60.602	-9.937	74.000	3.462	PK
2		5150.000	63.070	59.571	-10.930	74.000	3.499	PK
3		5183.755	119.111	115.874	N/A	N/A	3.237	PK

Note 1: " \* ", means this data is the worst emission level.

Note 2: Measure Level (dB $\mu$ V/m) = Reading Level (dB $\mu$ V) + Factor (dB/m).

Note 3: Factor (dB/m) = Cable Loss (dB) + Antenna Factor (dB/m) - Pre\_Amplifier Gain (dB).

Site: WZ-AC2	Test Date: 2023-08-27
Limit: FCC_5G_RE(3m)	Engineer: Bob Zhang
Probe: BBHA9120D_1457_1-18GHz	Polarity: Vertical
EUT: ACCESS POINT	Power: AC 120V/60Hz
Test Mode: Transmit by 802.11ac-VHT20 at 5180MHz	



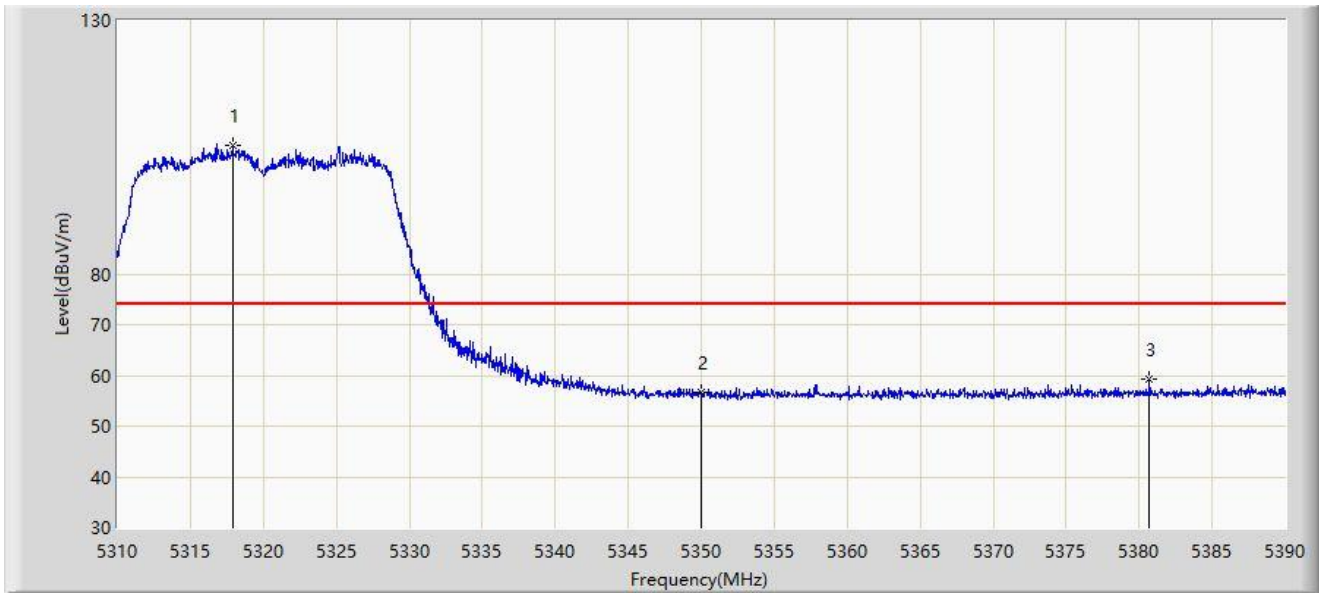
No	Mark	Frequency (MHz)	Measure Level (dB $\mu$ V/m)	Reading Level (dB $\mu$ V)	Margin (dB)	Limit (dB $\mu$ V/m)	Factor (dB/m)	Type
1	*	5149.915	52.923	49.424	-1.077	54.000	3.500	AV
2		5150.000	52.905	49.406	-1.095	54.000	3.499	AV
3		5183.080	108.441	105.189	N/A	N/A	3.252	AV

Note 1: " \* ", means this data is the worst emission level.

Note 2: Measure Level (dB $\mu$ V/m) = Reading Level (dB $\mu$ V) + Factor (dB/m).

Note 3: Factor (dB/m) = Cable Loss (dB) + Antenna Factor (dB/m) - Pre\_Amplifier Gain (dB).

Site: WZ-AC2	Test Date: 2023-08-27
Limit: FCC_5G_RE(3m)	Engineer: Bob Zhang
Probe: BBHA9120D_1457_1-18GHz	Polarity: Horizontal
EUT: ACCESS POINT	Power: AC 120V/60Hz
Test Mode: Transmit by 802.11ac-VHT20 at 5320MHz	



No	Mark	Frequency (MHz)	Measure Level (dB $\mu$ V/m)	Reading Level (dB $\mu$ V)	Margin (dB)	Limit (dB $\mu$ V/m)	Factor (dB/m)	Type
1		5317.880	105.310	102.279	N/A	N/A	3.032	PK
2		5350.000	56.587	53.756	-17.413	74.000	2.832	PK
3	*	5380.720	59.289	56.178	-14.711	74.000	3.111	PK

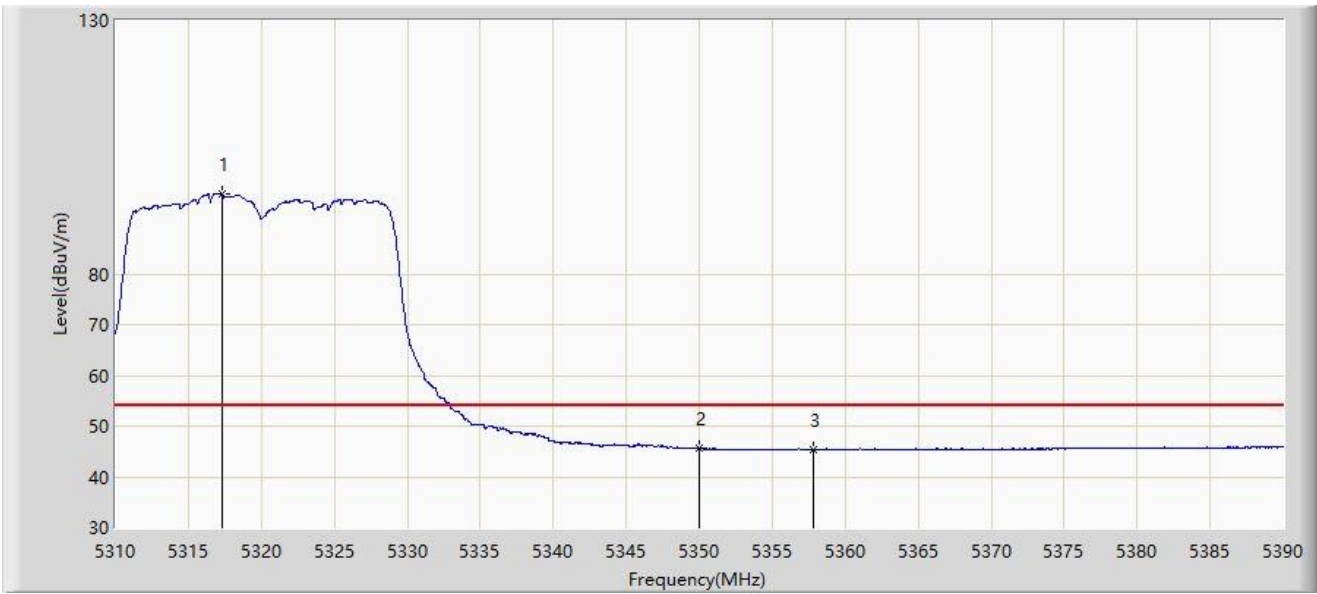
Note 1: " \* ", means this data is the worst emission level.

Note 2: Measure Level (dB $\mu$ V/m) = Reading Level (dB $\mu$ V) + Factor (dB/m).

Note 3: Factor (dB/m) = Cable Loss (dB) + Antenna Factor (dB/m) - Pre\_Amplifier Gain (dB).



Site: WZ-AC2	Test Date: 2023-08-27
Limit: FCC_5G_RE(3m)	Engineer: Bob Zhang
Probe: BBHA9120D_1457_1-18GHz	Polarity: Horizontal
EUT: ACCESS POINT	Power: AC 120V/60Hz
Test Mode: Transmit by 802.11ac-VHT20 at 5320MHz	



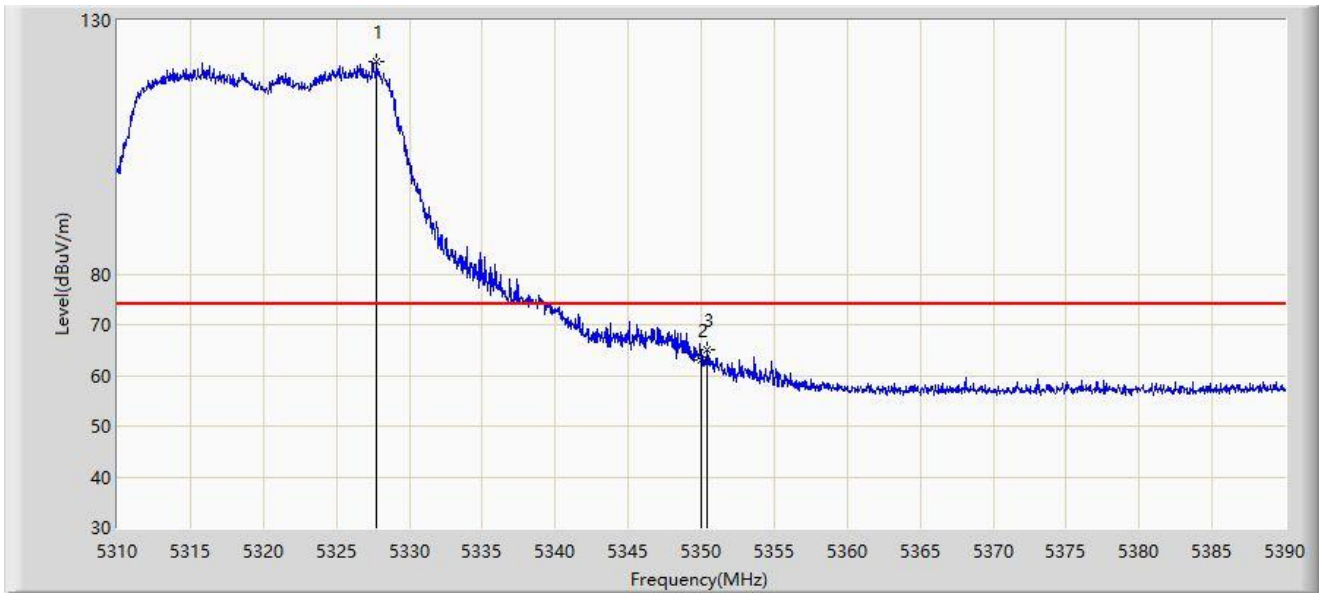
No	Mark	Frequency (MHz)	Measure Level (dB $\mu$ V/m)	Reading Level (dB $\mu$ V)	Margin (dB)	Limit (dB $\mu$ V/m)	Factor (dB/m)	Type
1		5317.280	95.732	92.711	N/A	N/A	3.021	AV
2	*	5350.000	45.545	42.714	-8.455	54.000	2.832	AV
3		5357.840	45.445	42.619	-8.555	54.000	2.827	AV

Note 1: " \* ", means this data is the worst emission level.

Note 2: Measure Level (dB $\mu$ V/m) = Reading Level (dB $\mu$ V) + Factor (dB/m).

Note 3: Factor (dB/m) = Cable Loss (dB) + Antenna Factor (dB/m) - Pre\_Amplifier Gain (dB).

Site: WZ-AC2	Test Date: 2023-08-27
Limit: FCC_5G_RE(3m)	Engineer: Bob Zhang
Probe: BBHA9120D_1457_1-18GHz	Polarity: Vertical
EUT: ACCESS POINT	Power: AC 120V/60Hz
Test Mode: Transmit by 802.11ac-VHT20 at 5320MHz	



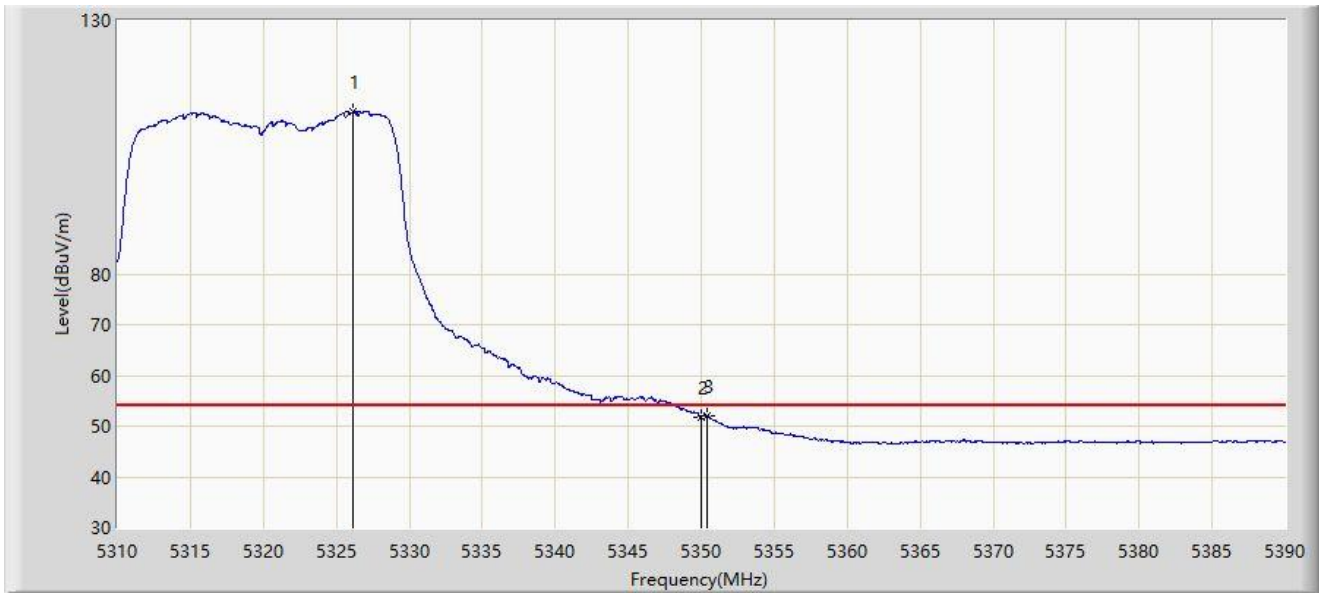
No	Mark	Frequency (MHz)	Measure Level (dB $\mu$ V/m)	Reading Level (dB $\mu$ V)	Margin (dB)	Limit (dB $\mu$ V/m)	Factor (dB/m)	Type
1		5327.760	121.892	118.878	N/A	N/A	3.014	PK
2		5350.000	63.140	60.309	-10.860	74.000	2.832	PK
3	*	5350.360	65.141	62.316	-8.859	74.000	2.826	PK

Note 1: " \* ", means this data is the worst emission level.

Note 2: Measure Level (dB $\mu$ V/m) = Reading Level (dB $\mu$ V) + Factor (dB/m).

Note 3: Factor (dB/m) = Cable Loss (dB) + Antenna Factor (dB/m) - Pre\_Amplifier Gain (dB).

Site: WZ-AC2	Test Date: 2023-08-27
Limit: FCC_5G_RE(3m)	Engineer: Bob Zhang
Probe: BBHA9120D_1457_1-18GHz	Polarity: Vertical
EUT: ACCESS POINT	Power: AC 120V/60Hz
Test Mode: Transmit by 802.11ac-VHT20 at 5320MHz	



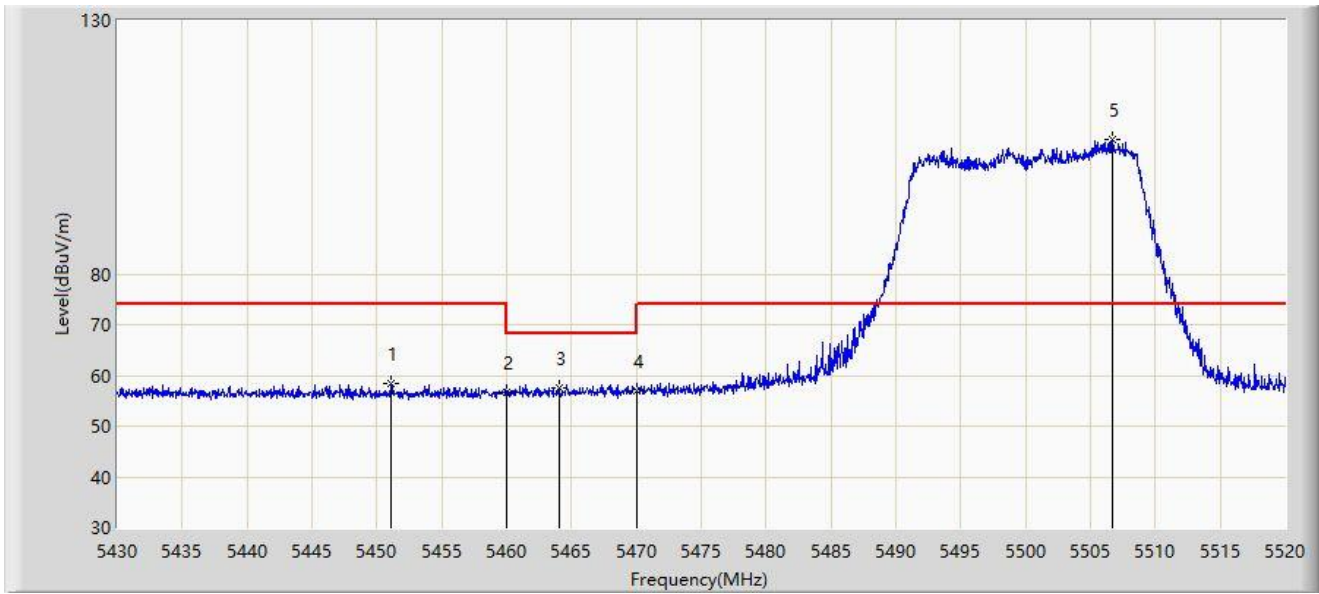
No	Mark	Frequency (MHz)	Measure Level (dBμV/m)	Reading Level (dBμV)	Margin (dB)	Limit (dBμV/m)	Factor (dB/m)	Type
1		5326.120	111.892	108.875	N/A	N/A	3.017	AV
2		5350.000	51.830	48.999	-2.170	54.000	2.832	AV
3	*	5350.400	52.119	49.294	-1.881	54.000	2.825	AV

Note 1: " \* ", means this data is the worst emission level.

Note 2: Measure Level (dBμV/m) = Reading Level (dBμV) + Factor (dB/m).

Note 3: Factor (dB/m) = Cable Loss (dB) + Antenna Factor (dB/m) - Pre\_Amplifier Gain (dB).

Site: WZ-AC2	Test Date: 2023-08-27
Limit: FCC_5G_RE(3m)	Engineer: Bob Zhang
Probe: BBHA9120D_1457_1-18GHz	Polarity: Horizontal
EUT: ACCESS POINT	Power: AC 120V/60Hz
Test Mode: Transmit by 802.11ac-VHT20 at 5500MHz	



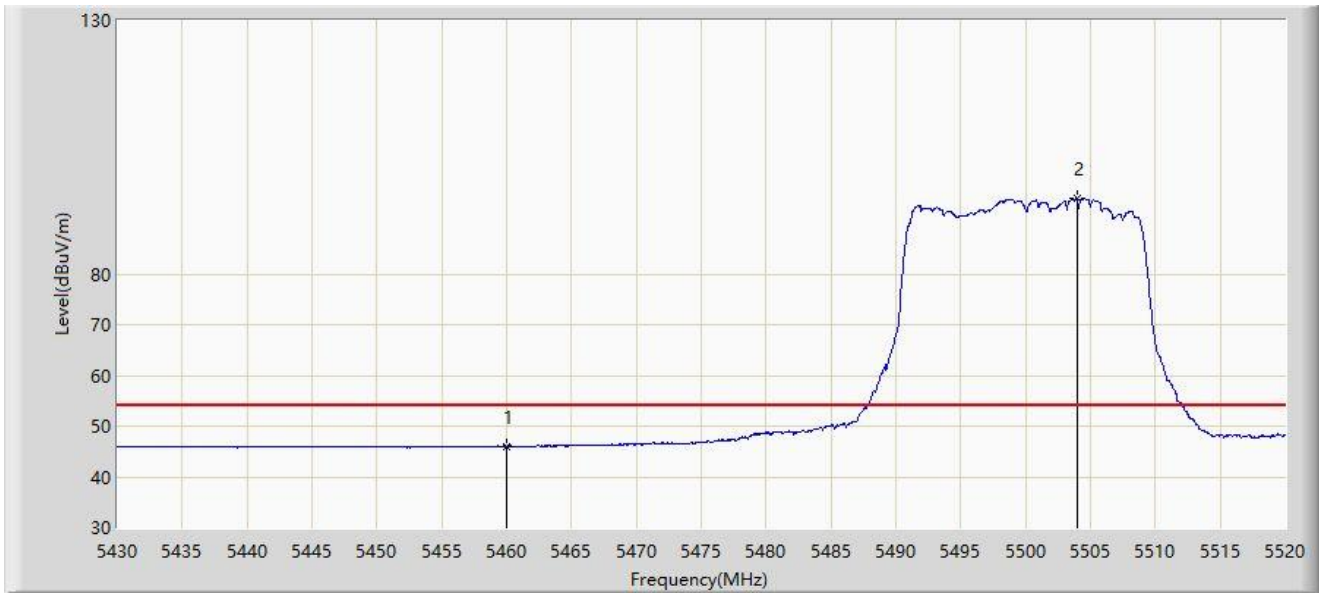
No	Mark	Frequency (MHz)	Measure Level (dB $\mu$ V/m)	Reading Level (dB $\mu$ V)	Margin (dB)	Limit (dB $\mu$ V/m)	Factor (dB/m)	Type
1		5451.105	58.424	55.289	-15.576	74.000	3.135	PK
2		5460.000	56.724	53.505	-17.276	74.000	3.219	PK
3	*	5464.110	57.644	54.346	-10.556	68.200	3.298	PK
4		5470.000	56.923	53.511	-11.277	68.200	3.411	PK
5		5506.680	106.625	103.422	N/A	N/A	3.203	PK

Note 1: " \* ", means this data is the worst emission level.

Note 2: Measure Level (dB $\mu$ V/m) = Reading Level (dB $\mu$ V) + Factor (dB/m).

Note 3: Factor (dB/m) = Cable Loss (dB) + Antenna Factor (dB/m) - Pre\_Amplifier Gain (dB).

Site: WZ-AC2	Test Date: 2023-08-27
Limit: FCC_5G_RE(3m)	Engineer: Bob Zhang
Probe: BBHA9120D_1457_1-18GHz	Polarity: Horizontal
EUT: ACCESS POINT	Power: AC 120V/60Hz
Test Mode: Transmit by 802.11ac-VHT20 at 5500MHz	



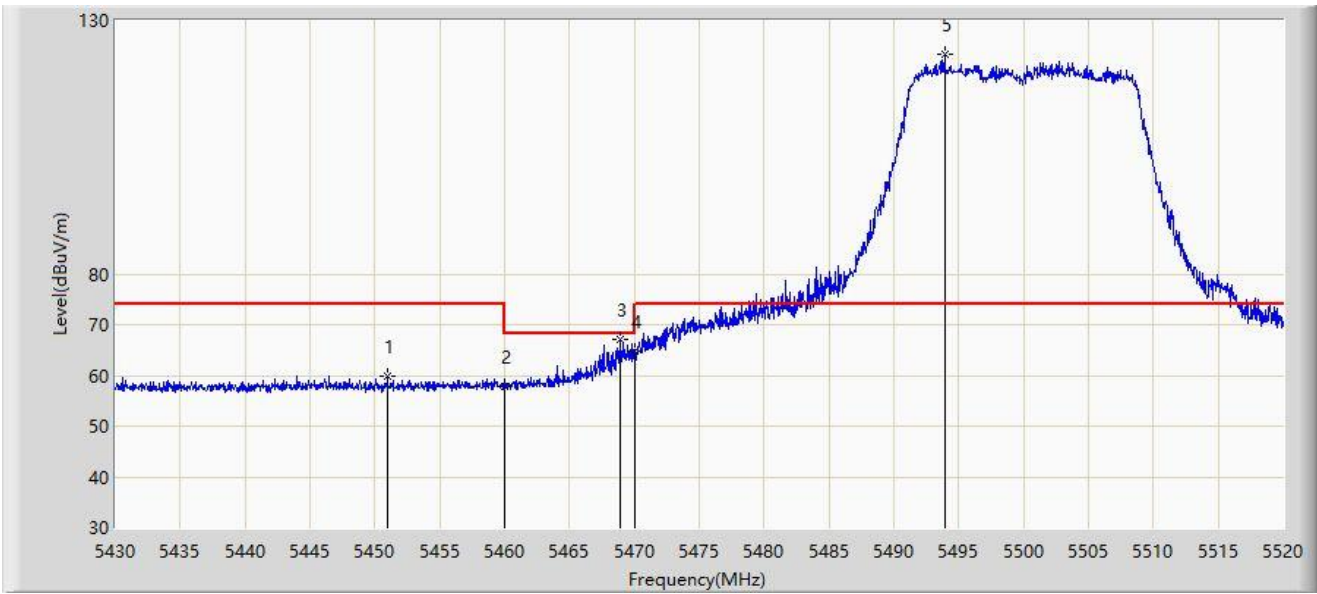
No	Mark	Frequency (MHz)	Measure Level (dB $\mu$ V/m)	Reading Level (dB $\mu$ V)	Margin (dB)	Limit (dB $\mu$ V/m)	Factor (dB/m)	Type
1	*	5460.000	46.013	42.794	-7.987	54.000	3.219	AV
2		5503.980	94.863	91.635	N/A	N/A	3.228	AV

Note 1: " \* ", means this data is the worst emission level.

Note 2: Measure Level (dB $\mu$ V/m) = Reading Level (dB $\mu$ V) + Factor (dB/m).

Note 3: Factor (dB/m) = Cable Loss (dB) + Antenna Factor (dB/m) - Pre\_Amplifier Gain (dB).

Site: WZ-AC2	Test Date: 2023-08-27
Limit: FCC_5G_RE(3m)	Engineer: Bob Zhang
Probe: BBHA9120D_1457_1-18GHz	Polarity: Vertical
EUT: ACCESS POINT	Power: AC 120V/60Hz
Test Mode: Transmit by 802.11ac-VHT20 at 5500MHz	



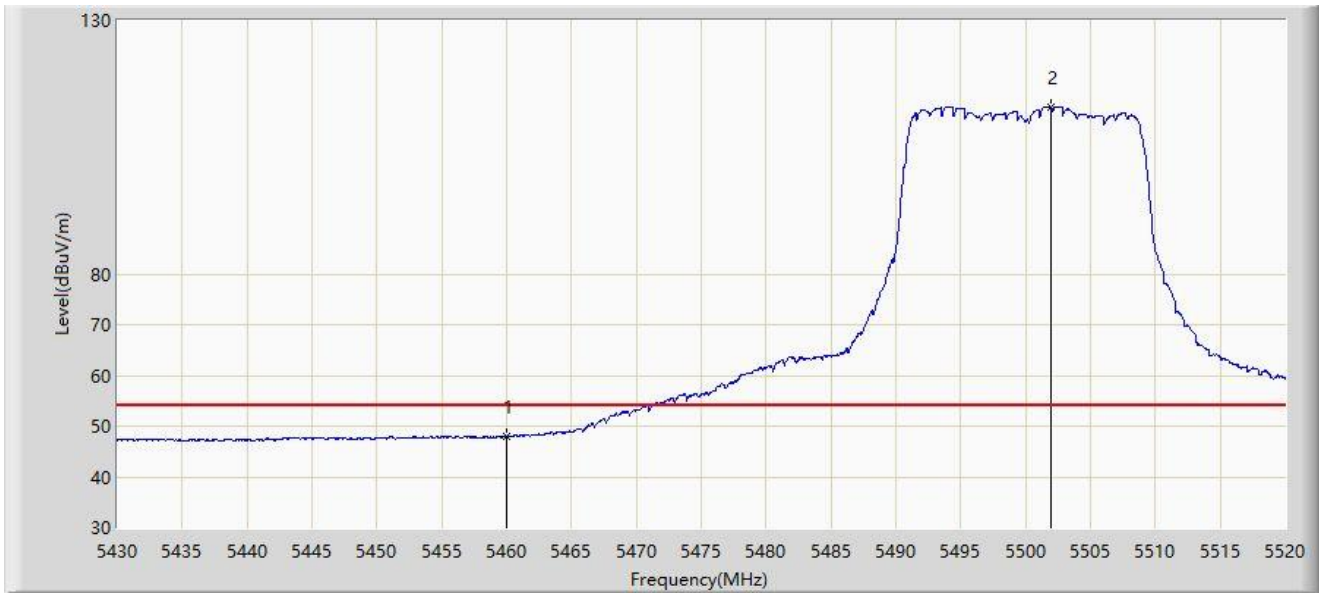
No	Mark	Frequency (MHz)	Measure Level (dBμV/m)	Reading Level (dBμV)	Margin (dB)	Limit (dBμV/m)	Factor (dB/m)	Type
1		5450.970	59.738	56.602	-14.262	74.000	3.136	PK
2		5460.000	57.682	54.463	-16.318	74.000	3.219	PK
3	*	5468.925	67.107	63.716	-1.093	68.200	3.391	PK
4		5470.000	64.829	61.417	-3.371	68.200	3.411	PK
5		5493.900	123.253	119.955	N/A	N/A	3.299	PK

Note 1: " \* ", means this data is the worst emission level.

Note 2: Measure Level (dBμV/m) = Reading Level (dBμV) + Factor (dB/m).

Note 3: Factor (dB/m) = Cable Loss (dB) + Antenna Factor (dB/m) - Pre\_Amplifier Gain (dB).

Site: WZ-AC2	Test Date: 2023-08-27
Limit: FCC_5G_RE(3m)	Engineer: Bob Zhang
Probe: BBHA9120D_1457_1-18GHz	Polarity: Vertical
EUT: ACCESS POINT	Power: AC 120V/60Hz
Test Mode: Transmit by 802.11ac-VHT20 at 5500MHz	



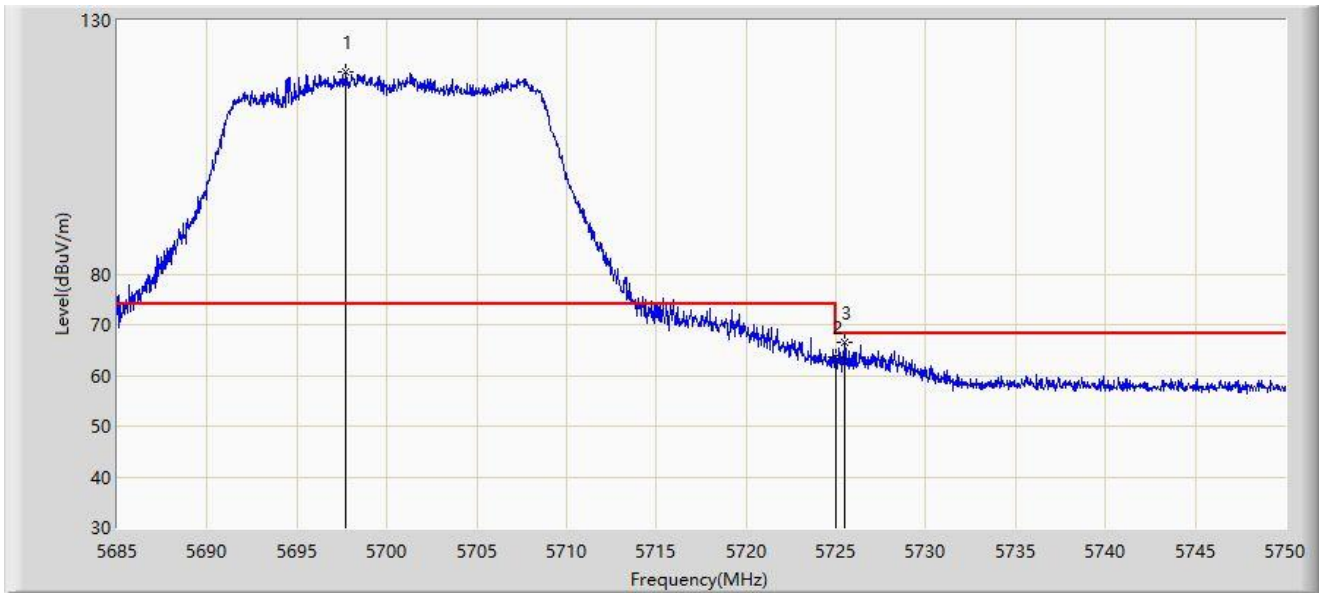
No	Mark	Frequency (MHz)	Measure Level (dB $\mu$ V/m)	Reading Level (dB $\mu$ V)	Margin (dB)	Limit (dB $\mu$ V/m)	Factor (dB/m)	Type
1	*	5460.000	47.895	44.676	-6.105	54.000	3.219	AV
2		5501.910	113.001	109.759	N/A	N/A	3.242	AV

Note 1: " \* ", means this data is the worst emission level.

Note 2: Measure Level (dB $\mu$ V/m) = Reading Level (dB $\mu$ V) + Factor (dB/m).

Note 3: Factor (dB/m) = Cable Loss (dB) + Antenna Factor (dB/m) - Pre\_Amplifier Gain (dB).

Site: WZ-AC2	Test Date: 2023-08-27
Limit: FCC_5G_RE(3m)	Engineer: Bob Zhang
Probe: BBHA9120D_1457_1-18GHz	Polarity: Vertical
EUT: ACCESS POINT	Power: AC 120V/60Hz
Test Mode: Transmit by 802.11ac-VHT20 at 5700MHz	



No	Mark	Frequency (MHz)	Measure Level (dBuV/m)	Reading Level (dBuV)	Margin (dB)	Limit (dBuV/m)	Factor (dB/m)	Type
1		5697.675	119.849	115.453	N/A	N/A	4.396	PK
2		5725.000	63.545	58.857	-4.655	68.200	4.688	PK
3	*	5725.462	66.597	61.905	-1.603	68.200	4.692	PK

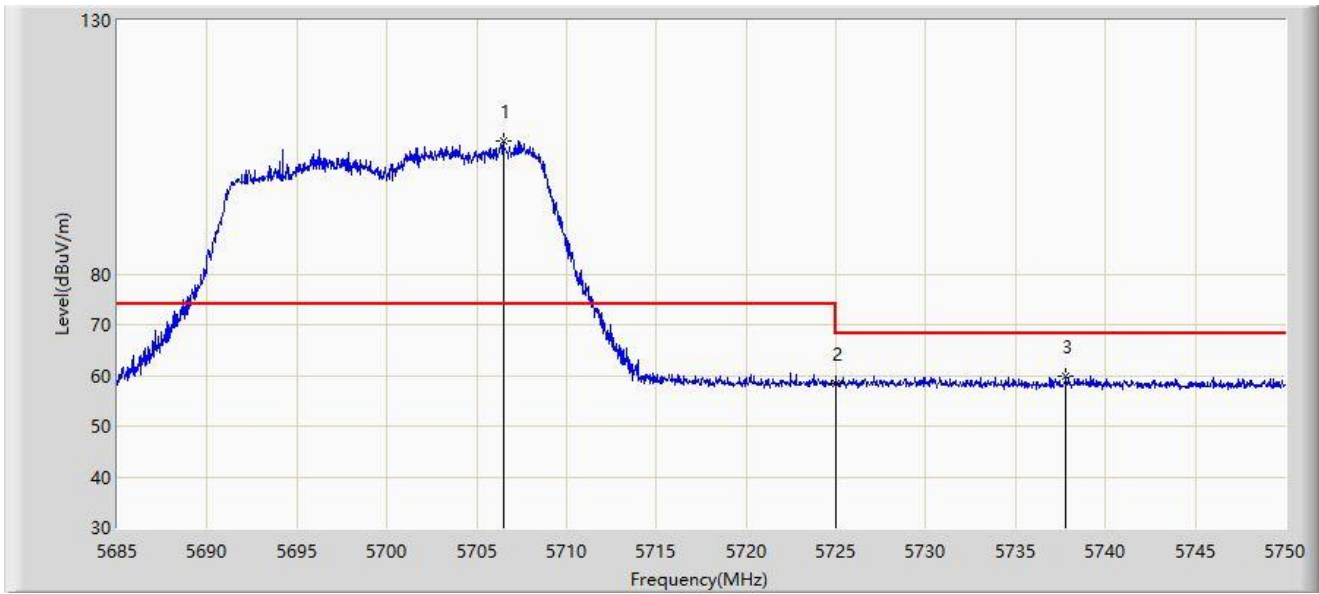
Note 1: " \* ", means this data is the worst emission level.

Note 2: Measure Level (dBuV/m) = Reading Level (dBuV) + Factor (dB/m).

Note 3: Factor (dB/m) = Cable Loss (dB) + Antenna Factor (dB/m) - Pre\_Amplifier Gain (dB).



Site: WZ-AC2	Test Date: 2023-08-27
Limit: FCC_5G_RE(3m)	Engineer: Bob Zhang
Probe: BBHA9120D_1457_1-18GHz	Polarity: Horizontal
EUT: ACCESS POINT	Power: AC 120V/60Hz
Test Mode: Transmit by 802.11ac-VHT20 at 5700MHz	



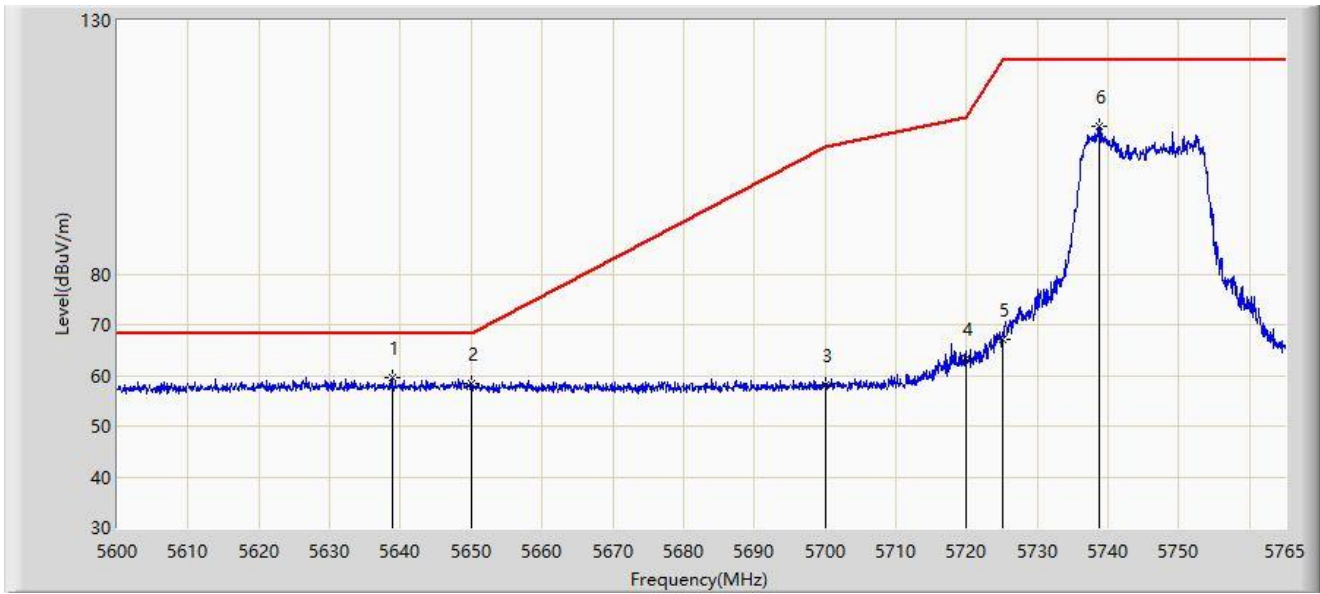
No	Mark	Frequency (MHz)	Measure Level (dB $\mu$ V/m)	Reading Level (dB $\mu$ V)	Margin (dB)	Limit (dB $\mu$ V/m)	Factor (dB/m)	Type
1		5706.482	106.160	101.635	N/A	N/A	4.525	PK
2		5725.000	58.542	53.854	-9.658	68.200	4.688	PK
3	*	5737.812	59.886	55.398	-8.314	68.200	4.489	PK

Note 1: " \* ", means this data is the worst emission level.

Note 2: Measure Level (dB $\mu$ V/m) = Reading Level (dB $\mu$ V) + Factor (dB/m).

Note 3: Factor (dB/m) = Cable Loss (dB) + Antenna Factor (dB/m) - Pre\_Amplifier Gain (dB).

Site: WZ-AC2	Test Date: 2023-08-27
Limit: FCC_5.8G_RE(3m)	Engineer: Bob Zhang
Probe: BBHA9120D_1457_1-18GHz	Polarity: Horizontal
EUT: ACCESS POINT	Power: AC 120V/60Hz
Test Mode: Transmit by 802.11ac-VHT20 at 5745MHz	



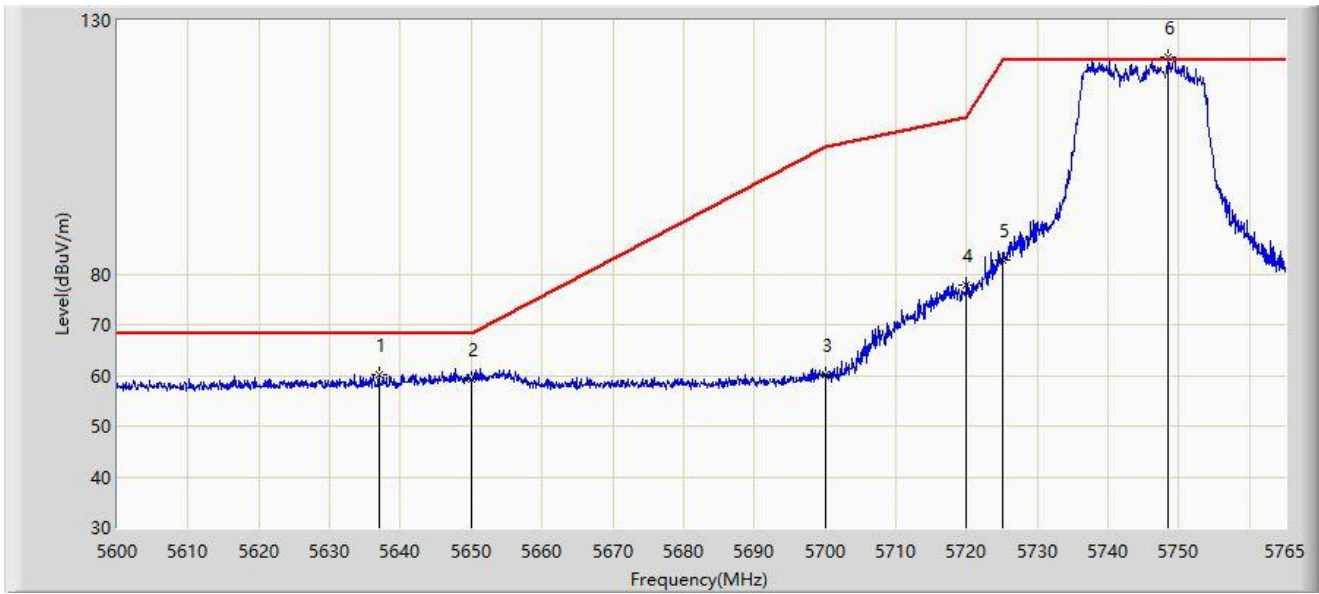
No	Mark	Frequency (MHz)	Measure Level (dB $\mu$ V/m)	Reading Level (dB $\mu$ V)	Margin (dB)	Limit (dB $\mu$ V/m)	Factor (dB/m)	Type
1	*	5638.775	59.448	55.266	-8.752	68.200	4.182	PK
2		5650.000	58.446	54.286	-9.754	68.200	4.160	PK
3		5700.000	57.985	53.555	-47.215	105.200	4.430	PK
4		5720.000	63.213	58.563	-47.587	110.800	4.649	PK
5		5725.000	67.182	62.494	-55.018	122.200	4.688	PK
6		5738.683	109.150	104.677	N/A	N/A	4.473	PK

Note 1: " \* ", means this data is the worst emission level.

Note 2: Measure Level (dB $\mu$ V/m) = Reading Level (dB $\mu$ V) + Factor (dB/m).

Note 3: Factor (dB/m) = Cable Loss (dB) + Antenna Factor (dB/m) - Pre\_Amplifier Gain (dB).

Site: WZ-AC2	Test Date: 2023-08-27
Limit: FCC_5.8G_RE(3m)	Engineer: Bob Zhang
Probe: BBHA9120D_1457_1-18GHz	Polarity: Vertical
EUT: ACCESS POINT	Power: AC 120V/60Hz
Test Mode: Transmit by 802.11ac-VHT20 at 5745MHz	



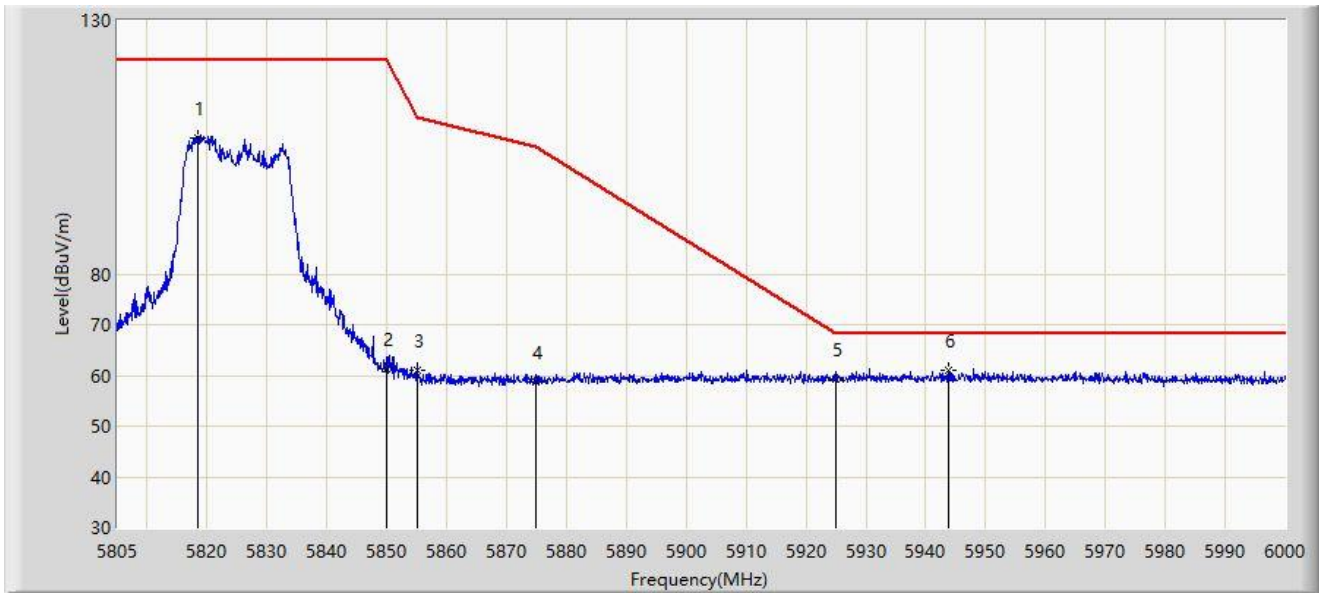
No	Mark	Frequency (MHz)	Measure Level (dB $\mu$ V/m)	Reading Level (dB $\mu$ V)	Margin (dB)	Limit (dB $\mu$ V/m)	Factor (dB/m)	Type
1	*	5636.960	60.185	56.026	-8.015	68.200	4.159	PK
2		5650.000	59.373	55.213	-8.827	68.200	4.160	PK
3		5700.000	60.119	55.689	-45.081	105.200	4.430	PK
4		5720.000	77.836	73.186	-32.964	110.800	4.649	PK
5		5725.000	82.841	78.153	-39.359	122.200	4.688	PK
6		5748.500	122.722	118.278	N/A	N/A	4.443	PK

Note 1: " \* ", means this data is the worst emission level.

Note 2: Measure Level (dB $\mu$ V/m) = Reading Level (dB $\mu$ V) + Factor (dB/m).

Note 3: Factor (dB/m) = Cable Loss (dB) + Antenna Factor (dB/m) - Pre\_Amplifier Gain (dB).

Site: WZ-AC2	Test Date: 2023-08-27
Limit: FCC_5.8G_RE(3m)	Engineer: Bob Zhang
Probe: BBHA9120D_1457_1-18GHz	Polarity: Horizontal
EUT: ACCESS POINT	Power: AC 120V/60Hz
Test Mode: Transmit by 802.11ac-VHT20 at 5825MHz	



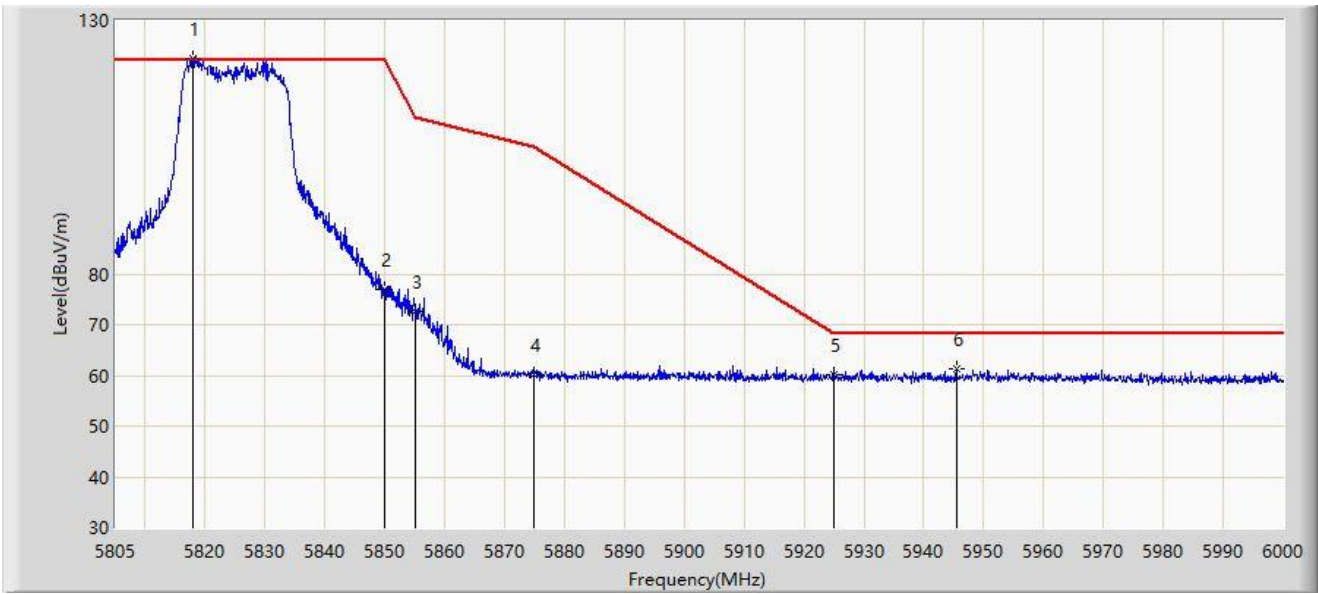
No	Mark	Frequency (MHz)	Measure Level (dB $\mu$ V/m)	Reading Level (dB $\mu$ V)	Margin (dB)	Limit (dB $\mu$ V/m)	Factor (dB/m)	Type
1		5818.357	106.889	101.965	N/A	N/A	4.924	PK
2		5850.000	61.231	56.271	-60.969	122.200	4.960	PK
3		5855.000	61.140	56.121	-49.660	110.800	5.019	PK
4		5875.000	58.605	53.469	-46.595	105.200	5.136	PK
5		5925.000	59.278	54.008	-8.922	68.200	5.271	PK
6	*	5943.840	60.976	55.633	-7.224	68.200	5.343	PK

Note 1: " \* ", means this data is the worst emission level.

Note 2: Measure Level (dB $\mu$ V/m) = Reading Level (dB $\mu$ V) + Factor (dB/m).

Note 3: Factor (dB/m) = Cable Loss (dB) + Antenna Factor (dB/m) - Pre\_Amplifier Gain (dB).

Site: WZ-AC2	Test Date: 2023-08-27
Limit: FCC_5.8G_RE(3m)	Engineer: Bob Zhang
Probe: BBHA9120D_1457_1-18GHz	Polarity: Vertical
EUT: ACCESS POINT	Power: AC 120V/60Hz
Test Mode: Transmit by 802.11ac-VHT20 at 5825MHz	



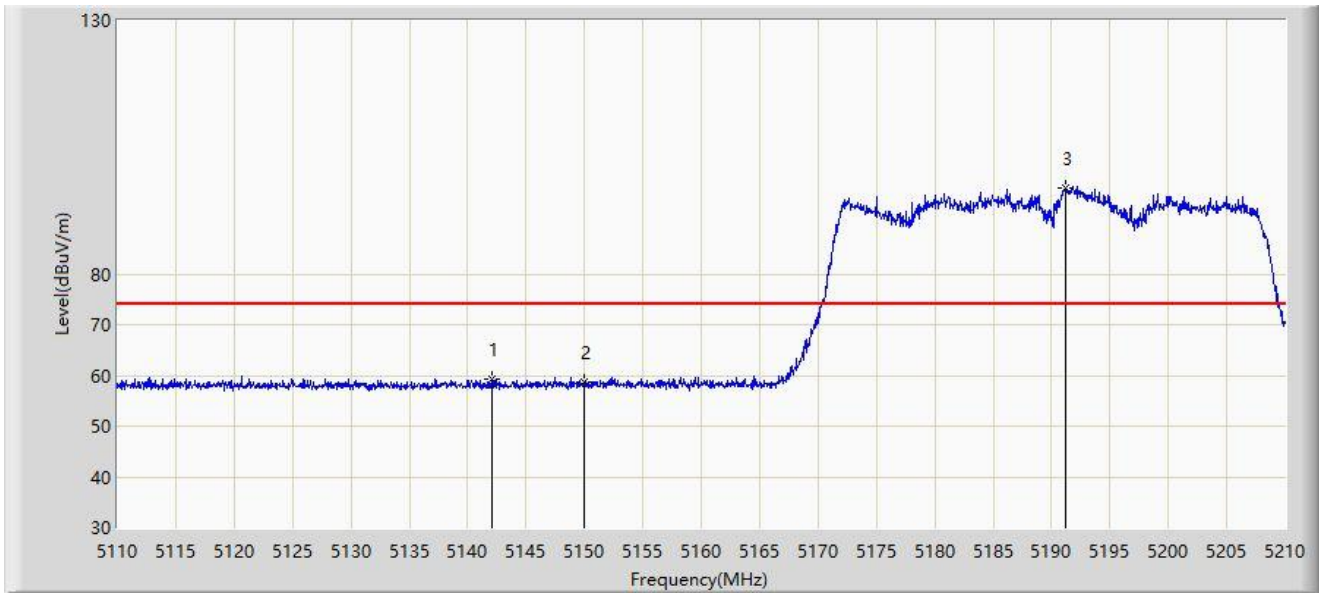
No	Mark	Frequency (MHz)	Measure Level (dBμV/m)	Reading Level (dBμV)	Margin (dB)	Limit (dBμV/m)	Factor (dB/m)	Type
1		5818.065	122.557	117.629	N/A	N/A	4.927	PK
2		5850.000	76.834	71.874	-45.366	122.200	4.960	PK
3		5855.000	72.672	67.653	-38.128	110.800	5.019	PK
4		5875.000	60.002	54.866	-45.198	105.200	5.136	PK
5		5925.000	60.045	54.775	-8.155	68.200	5.271	PK
6	*	5945.400	61.308	55.948	-6.892	68.200	5.360	PK

Note 1: " \* ", means this data is the worst emission level.

Note 2: Measure Level (dBμV/m) = Reading Level (dBμV) + Factor (dB/m).

Note 3: Factor (dB/m) = Cable Loss (dB) + Antenna Factor (dB/m) - Pre\_Amplifier Gain (dB).

Site: WZ-AC2	Test Date: 2023-08-27
Limit: FCC_5G_RE(3m)	Engineer: Bob Zhang
Probe: BBHA9120D_1457_1-18GHz	Polarity: Horizontal
EUT: ACCESS POINT	Power: AC 120V/60Hz
Test Mode: Transmit by 802.11ac-VHT40 at 5190MHz	



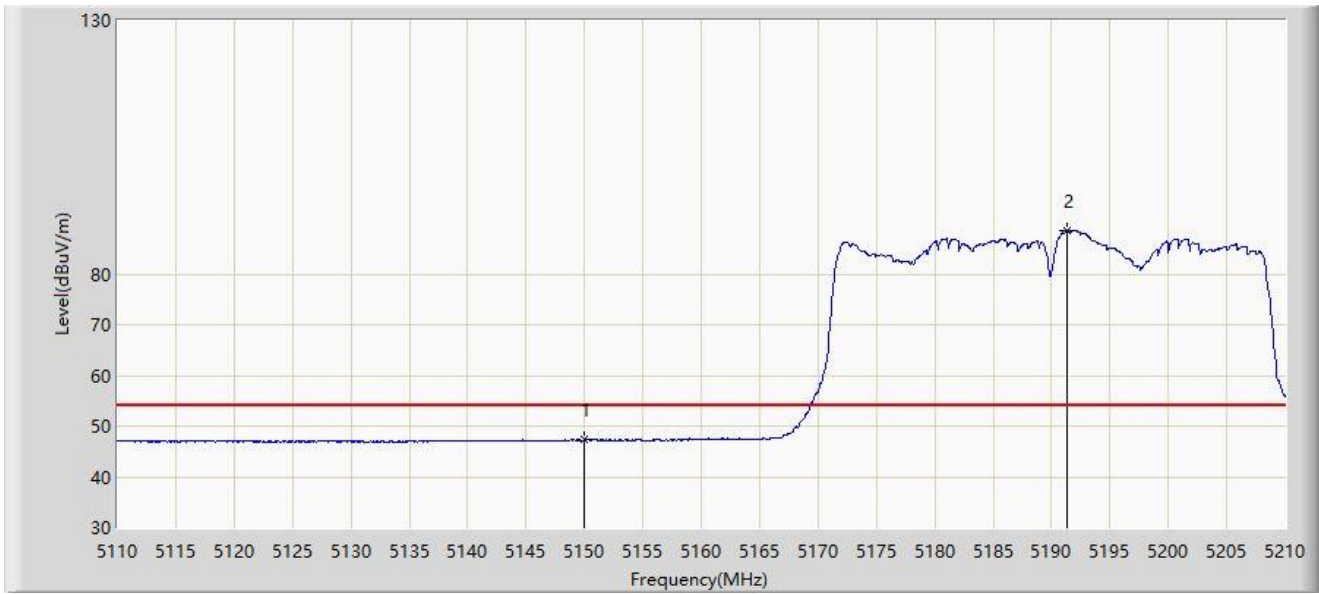
No	Mark	Frequency (MHz)	Measure Level (dBμV/m)	Reading Level (dBμV)	Margin (dB)	Limit (dBμV/m)	Factor (dB/m)	Type
1	*	5142.100	59.327	55.919	-14.673	74.000	3.408	PK
2		5150.000	58.756	55.257	-15.244	74.000	3.499	PK
3		5191.150	97.065	93.987	N/A	N/A	3.078	PK

Note 1: " \* ", means this data is the worst emission level.

Note 2: Measure Level (dBμV/m) = Reading Level (dBμV) + Factor (dB/m).

Note 3: Factor (dB/m) = Cable Loss (dB) + Antenna Factor (dB/m) - Pre\_Amplifier Gain (dB).

Site: WZ-AC2	Test Date: 2023-08-27
Limit: FCC_5G_RE(3m)	Engineer: Bob Zhang
Probe: BBHA9120D_1457_1-18GHz	Polarity: Horizontal
EUT: ACCESS POINT	Power: AC 120V/60Hz
Test Mode: Transmit by 802.11ac-VHT40 at 5190MHz	



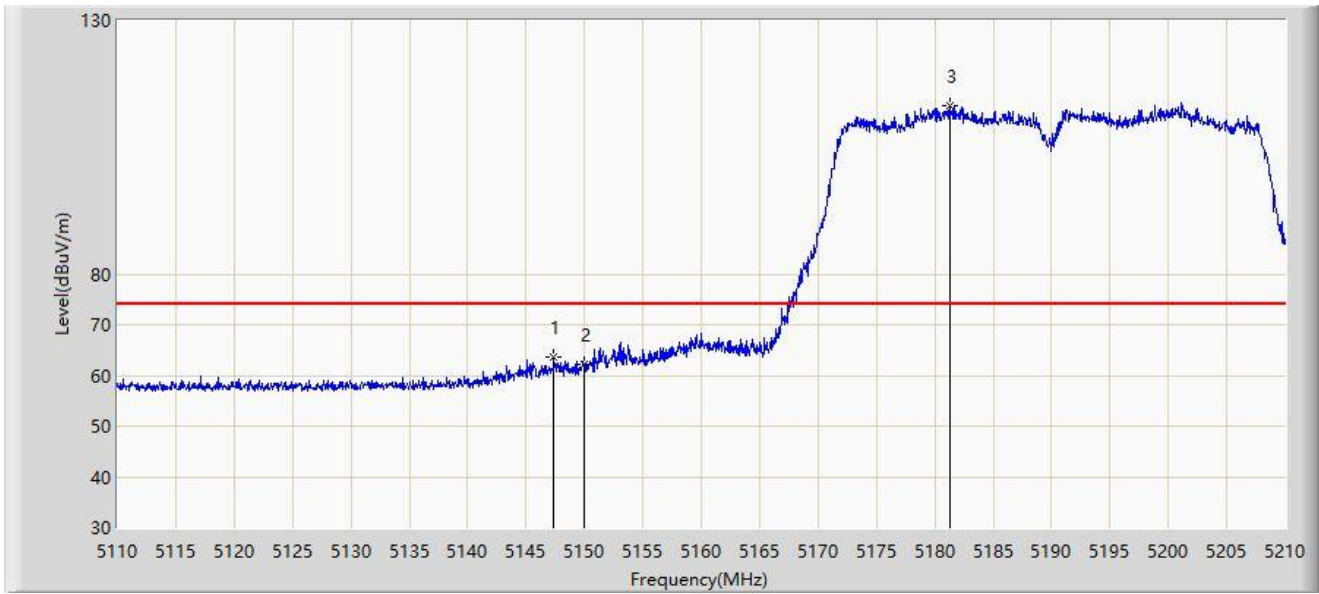
No	Mark	Frequency (MHz)	Measure Level (dB $\mu$ V/m)	Reading Level (dB $\mu$ V)	Margin (dB)	Limit (dB $\mu$ V/m)	Factor (dB/m)	Type
1	*	5150.000	47.314	43.815	-6.686	54.000	3.499	AV
2		5191.350	88.547	85.473	N/A	N/A	3.074	AV

Note 1: " \* ", means this data is the worst emission level.

Note 2: Measure Level (dB $\mu$ V/m) = Reading Level (dB $\mu$ V) + Factor (dB/m).

Note 3: Factor (dB/m) = Cable Loss (dB) + Antenna Factor (dB/m) - Pre\_Amplifier Gain (dB).

Site: WZ-AC2	Test Date: 2023-08-27
Limit: FCC_5G_RE(3m)	Engineer: Bob Zhang
Probe: BBHA9120D_1457_1-18GHz	Polarity: Vertical
EUT: ACCESS POINT	Power: AC 120V/60Hz
Test Mode: Transmit by 802.11ac-VHT40 at 5190MHz	



No	Mark	Frequency (MHz)	Measure Level (dB $\mu$ V/m)	Reading Level (dB $\mu$ V)	Margin (dB)	Limit (dB $\mu$ V/m)	Factor (dB/m)	Type
1	*	5147.400	63.666	60.183	-10.334	74.000	3.483	PK
2		5150.000	62.133	58.634	-11.867	74.000	3.499	PK
3		5181.350	113.288	110.000	N/A	N/A	3.288	PK

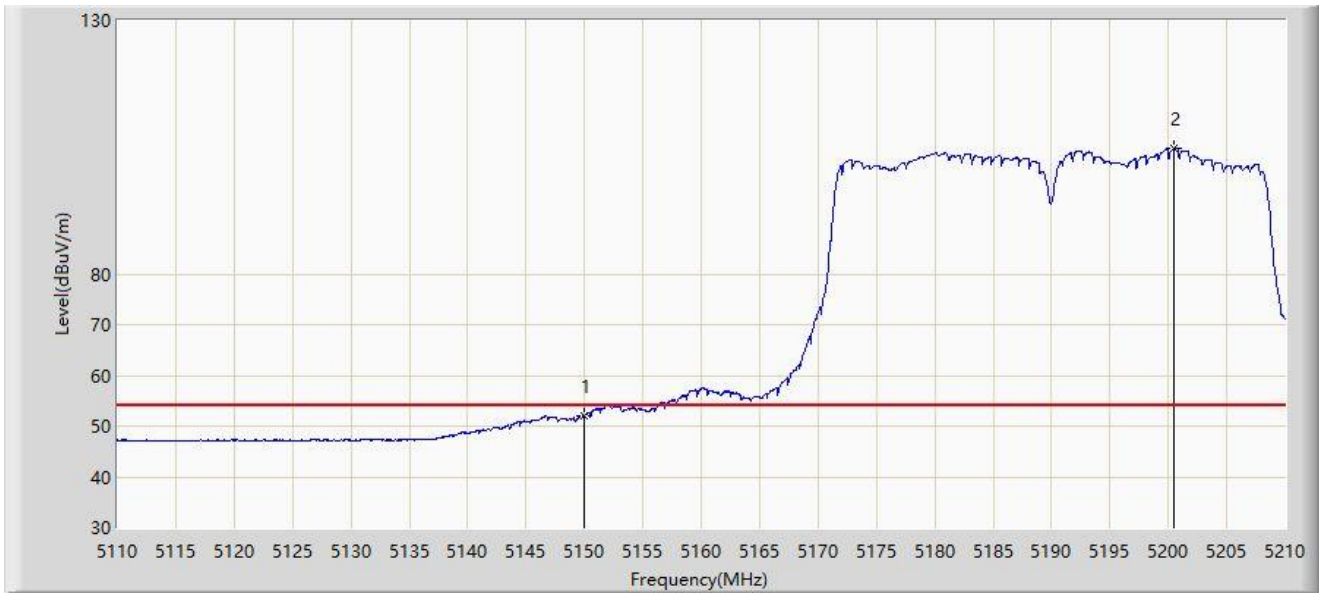
Note 1: " \* ", means this data is the worst emission level.

Note 2: Measure Level (dB $\mu$ V/m) = Reading Level (dB $\mu$ V) + Factor (dB/m).

Note 3: Factor (dB/m) = Cable Loss (dB) + Antenna Factor (dB/m) - Pre\_Amplifier Gain (dB).



Site: WZ-AC2	Test Date: 2023-08-27
Limit: FCC_5G_RE(3m)	Engineer: Bob Zhang
Probe: BBHA9120D_1457_1-18GHz	Polarity: Horizontal
EUT: ACCESS POINT	Power: AC 120V/60Hz
Test Mode: Transmit by 802.11ac-VHT40 at 5190MHz	



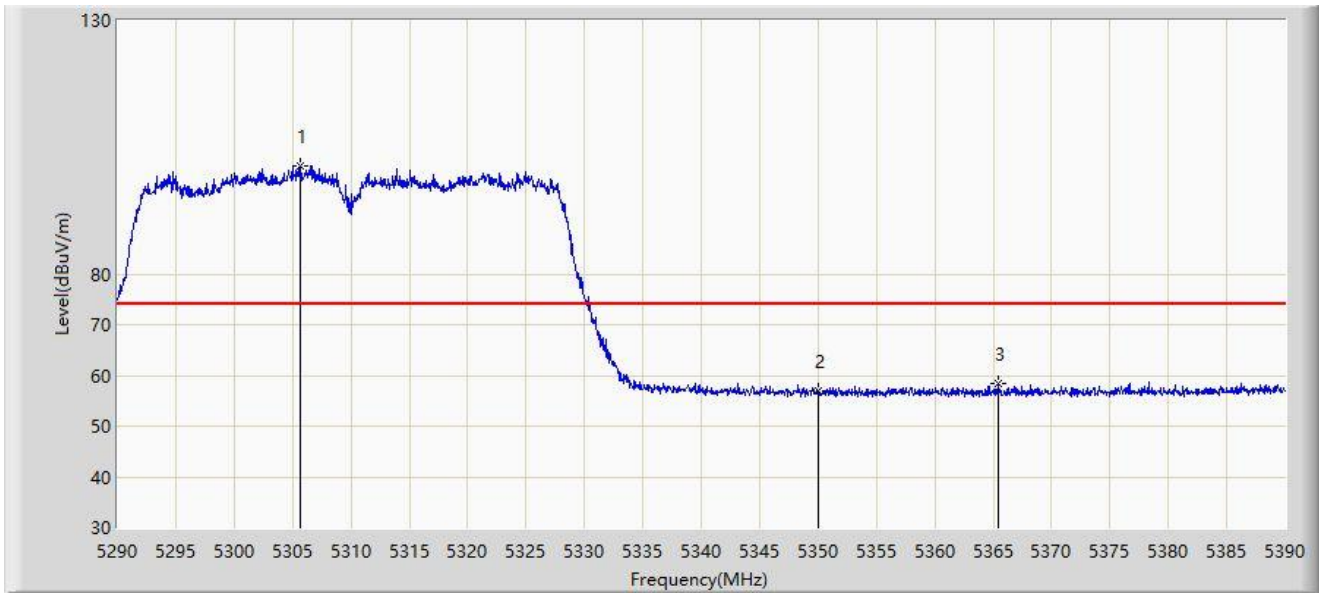
No	Mark	Frequency (MHz)	Measure Level (dB $\mu$ V/m)	Reading Level (dB $\mu$ V)	Margin (dB)	Limit (dB $\mu$ V/m)	Factor (dB/m)	Type
1	*	5150.000	52.168	48.669	-1.832	54.000	3.499	AV
2		5200.500	104.706	101.787	N/A	N/A	2.919	AV

Note 1: " \* ", means this data is the worst emission level.

Note 2: Measure Level (dB $\mu$ V/m) = Reading Level (dB $\mu$ V) + Factor (dB/m).

Note 3: Factor (dB/m) = Cable Loss (dB) + Antenna Factor (dB/m) - Pre\_Amplifier Gain (dB).

Site: WZ-AC2	Test Date: 2023-08-27
Limit: FCC_5G_RE(3m)	Engineer: Bob Zhang
Probe: BBHA9120D_1457_1-18GHz	Polarity: Horizontal
EUT: ACCESS POINT	Power: AC 120V/60Hz
Test Mode: Transmit by 802.11ac-VHT40 at 5310MHz	



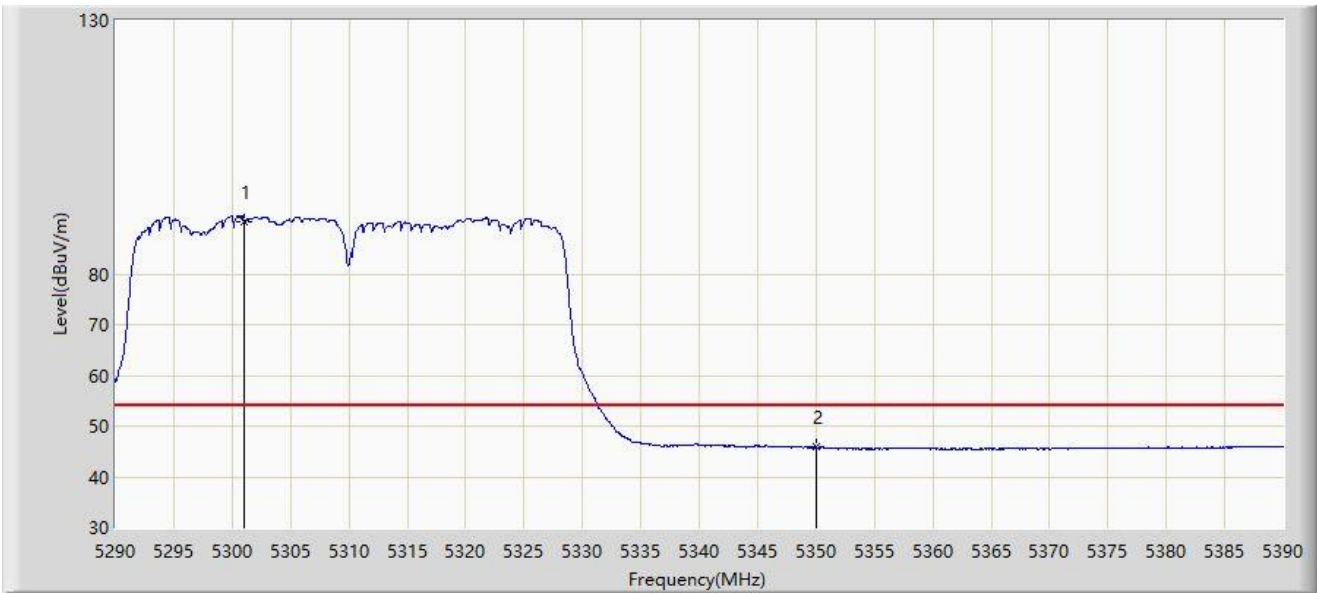
No	Mark	Frequency (MHz)	Measure Level (dB $\mu$ V/m)	Reading Level (dB $\mu$ V)	Margin (dB)	Limit (dB $\mu$ V/m)	Factor (dB/m)	Type
1		5305.650	101.341	98.504	N/A	N/A	2.837	PK
2		5350.000	57.031	54.200	-16.969	74.000	2.832	PK
3	*	5365.400	58.324	55.461	-15.676	74.000	2.862	PK

Note 1: " \* ", means this data is the worst emission level.

Note 2: Measure Level (dB $\mu$ V/m) = Reading Level (dB $\mu$ V) + Factor (dB/m).

Note 3: Factor (dB/m) = Cable Loss (dB) + Antenna Factor (dB/m) - Pre\_Amplifier Gain (dB).

Site: WZ-AC2	Test Date: 2023-08-27
Limit: FCC_5G_RE(3m)	Engineer: Bob Zhang
Probe: BBHA9120D_1457_1-18GHz	Polarity: Horizontal
EUT: ACCESS POINT	Power: AC 120V/60Hz
Test Mode: Transmit by 802.11ac-VHT40 at 5310MHz	



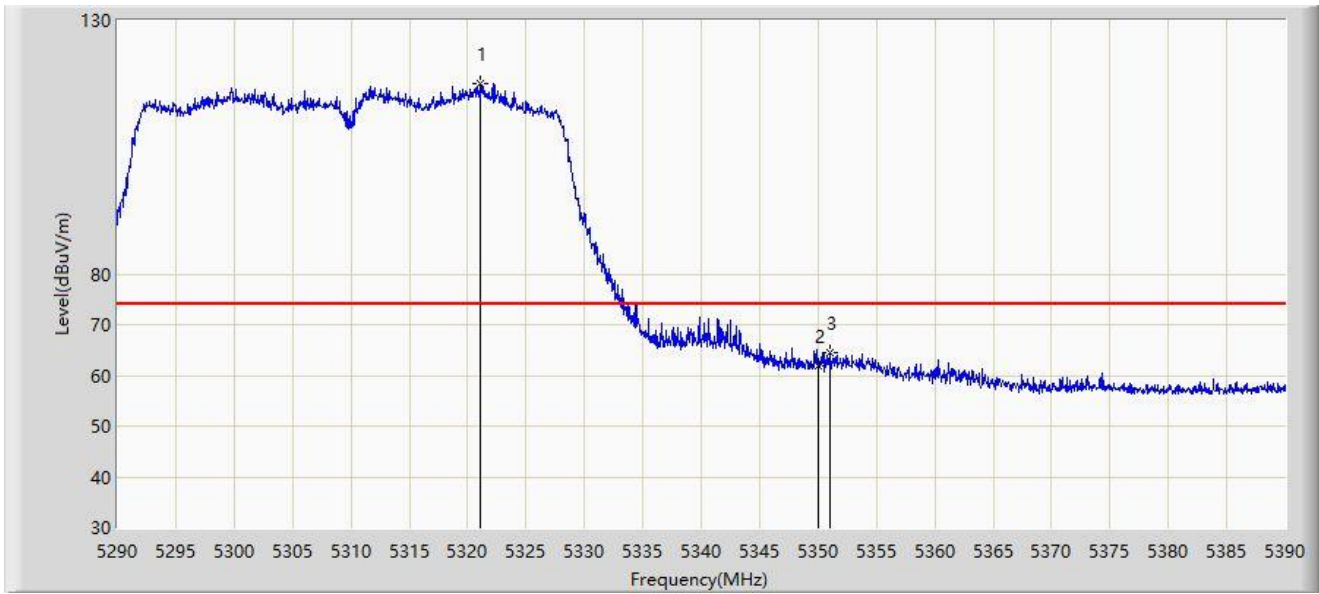
No	Mark	Frequency (MHz)	Measure Level (dB $\mu$ V/m)	Reading Level (dB $\mu$ V)	Margin (dB)	Limit (dB $\mu$ V/m)	Factor (dB/m)	Type
1		5301.000	90.198	87.431	N/A	N/A	2.767	AV
2	*	5350.000	45.831	43.000	-8.169	54.000	2.832	AV

Note 1: " \* ", means this data is the worst emission level.

Note 2: Measure Level (dB $\mu$ V/m) = Reading Level (dB $\mu$ V) + Factor (dB/m).

Note 3: Factor (dB/m) = Cable Loss (dB) + Antenna Factor (dB/m) - Pre\_Amplifier Gain (dB).

Site: WZ-AC2	Test Date: 2023-08-27
Limit: FCC_5G_RE(3m)	Engineer: Bob Zhang
Probe: BBHA9120D_1457_1-18GHz	Polarity: Vertical
EUT: ACCESS POINT	Power: AC 120V/60Hz
Test Mode: Transmit by 802.11ac-VHT40 at 5310MHz	



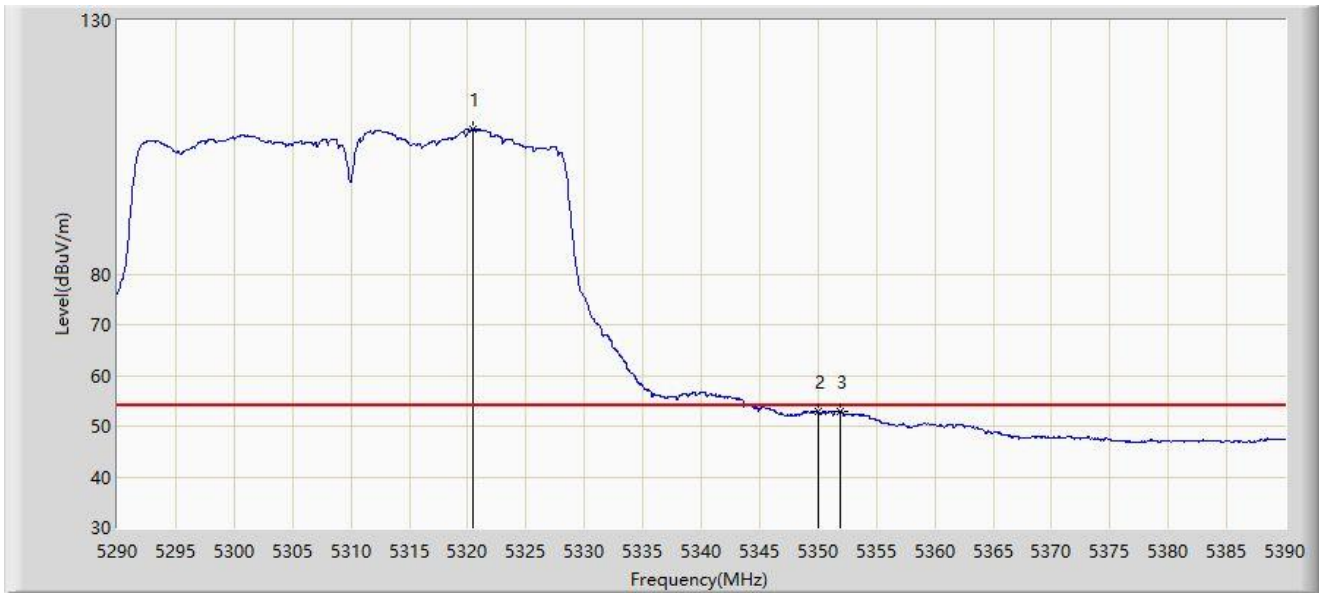
No	Mark	Frequency (MHz)	Measure Level (dB $\mu$ V/m)	Reading Level (dB $\mu$ V)	Margin (dB)	Limit (dB $\mu$ V/m)	Factor (dB/m)	Type
1		5321.100	117.612	114.585	N/A	N/A	3.027	PK
2		5350.000	61.771	58.940	-12.229	74.000	2.832	PK
3	*	5351.050	64.488	61.675	-9.512	74.000	2.813	PK

Note 1: " \* ", means this data is the worst emission level.

Note 2: Measure Level (dB $\mu$ V/m) = Reading Level (dB $\mu$ V) + Factor (dB/m).

Note 3: Factor (dB/m) = Cable Loss (dB) + Antenna Factor (dB/m) - Pre\_Amplifier Gain (dB).

Site: WZ-AC2	Test Date: 2023-08-27
Limit: FCC_5G_RE(3m)	Engineer: Bob Zhang
Probe: BBHA9120D_1457_1-18GHz	Polarity: Horizontal
EUT: ACCESS POINT	Power: AC 120V/60Hz
Test Mode: Transmit by 802.11ac-VHT40 at 5310MHz	



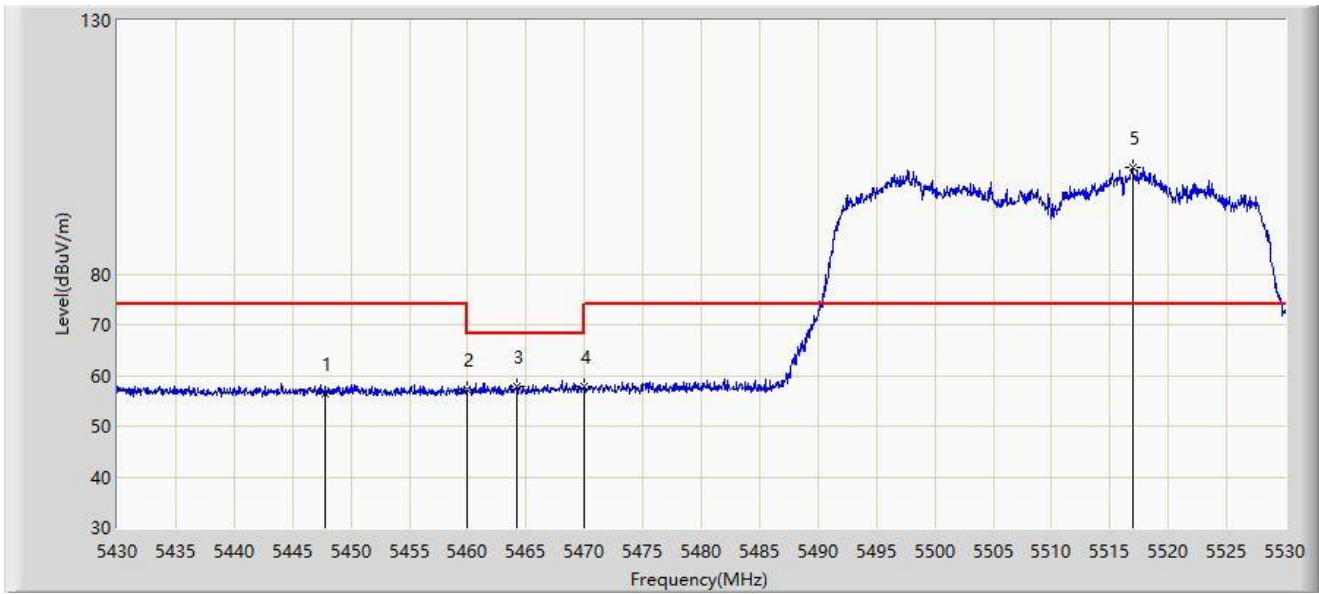
No	Mark	Frequency (MHz)	Measure Level (dB $\mu$ V/m)	Reading Level (dB $\mu$ V)	Margin (dB)	Limit (dB $\mu$ V/m)	Factor (dB/m)	Type
1		5320.450	108.421	105.393	N/A	N/A	3.028	AV
2		5350.000	52.797	49.966	-1.203	54.000	2.832	AV
3	*	5351.850	52.977	50.177	-1.023	54.000	2.800	AV

Note 1: " \* ", means this data is the worst emission level.

Note 2: Measure Level (dB $\mu$ V/m) = Reading Level (dB $\mu$ V) + Factor (dB/m).

Note 3: Factor (dB/m) = Cable Loss (dB) + Antenna Factor (dB/m) - Pre\_Amplifier Gain (dB).

Site: WZ-AC2	Test Date: 2023-08-27
Limit: FCC_5G_RE(3m)	Engineer: Bob Zhang
Probe: BBHA9120D_1457_1-18GHz	Polarity: Horizontal
EUT: ACCESS POINT	Power: AC 120V/60Hz
Test Mode: Transmit by 802.11ac-VHT40 at 5510MHz	



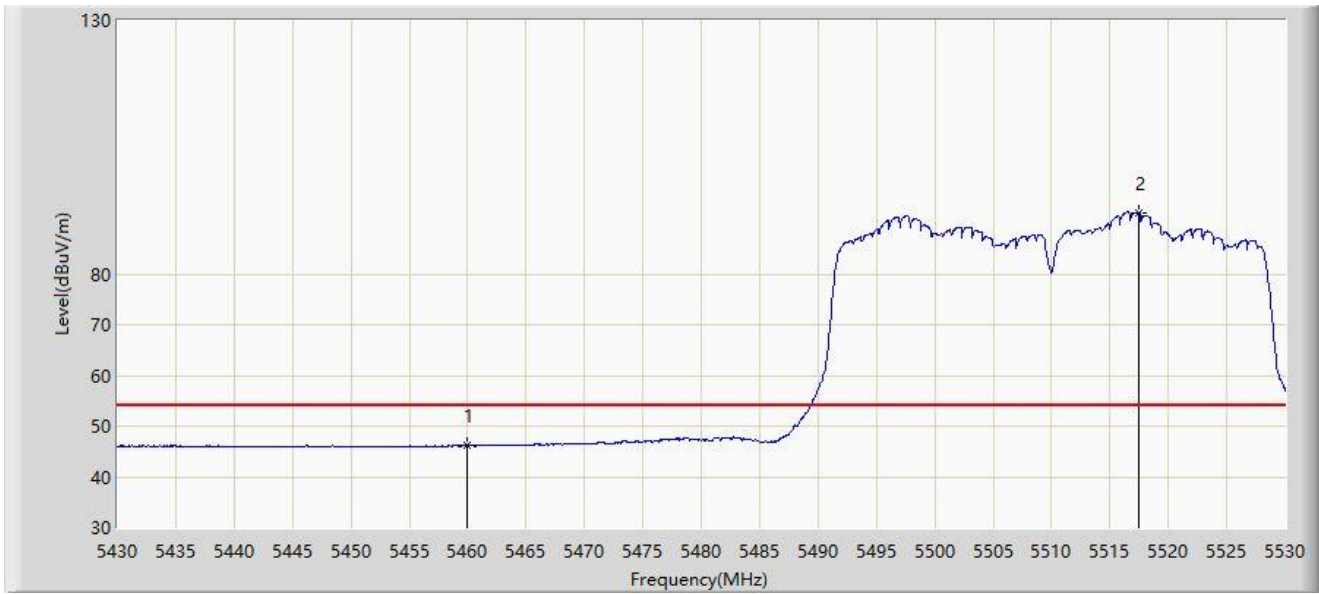
No	Mark	Frequency (MHz)	Measure Level (dB $\mu$ V/m)	Reading Level (dB $\mu$ V)	Margin (dB)	Limit (dB $\mu$ V/m)	Factor (dB/m)	Type
1		5447.850	56.415	53.257	-17.585	74.000	3.157	PK
2		5460.000	57.109	53.890	-16.891	74.000	3.219	PK
3	*	5464.250	57.951	54.650	-10.249	68.200	3.302	PK
4		5470.000	57.844	54.432	-10.356	68.200	3.411	PK
5		5516.950	101.012	97.880	N/A	N/A	3.132	PK

Note 1: " \* ", means this data is the worst emission level.

Note 2: Measure Level (dB $\mu$ V/m) = Reading Level (dB $\mu$ V) + Factor (dB/m).

Note 3: Factor (dB/m) = Cable Loss (dB) + Antenna Factor (dB/m) - Pre\_Amplifier Gain (dB).

Site: WZ-AC2	Test Date: 2023-08-27
Limit: FCC_5G_RE(3m)	Engineer: Bob Zhang
Probe: BBHA9120D_1457_1-18GHz	Polarity: Horizontal
EUT: ACCESS POINT	Power: AC 120V/60Hz
Test Mode: Transmit by 802.11ac-VHT40 at 5510MHz	



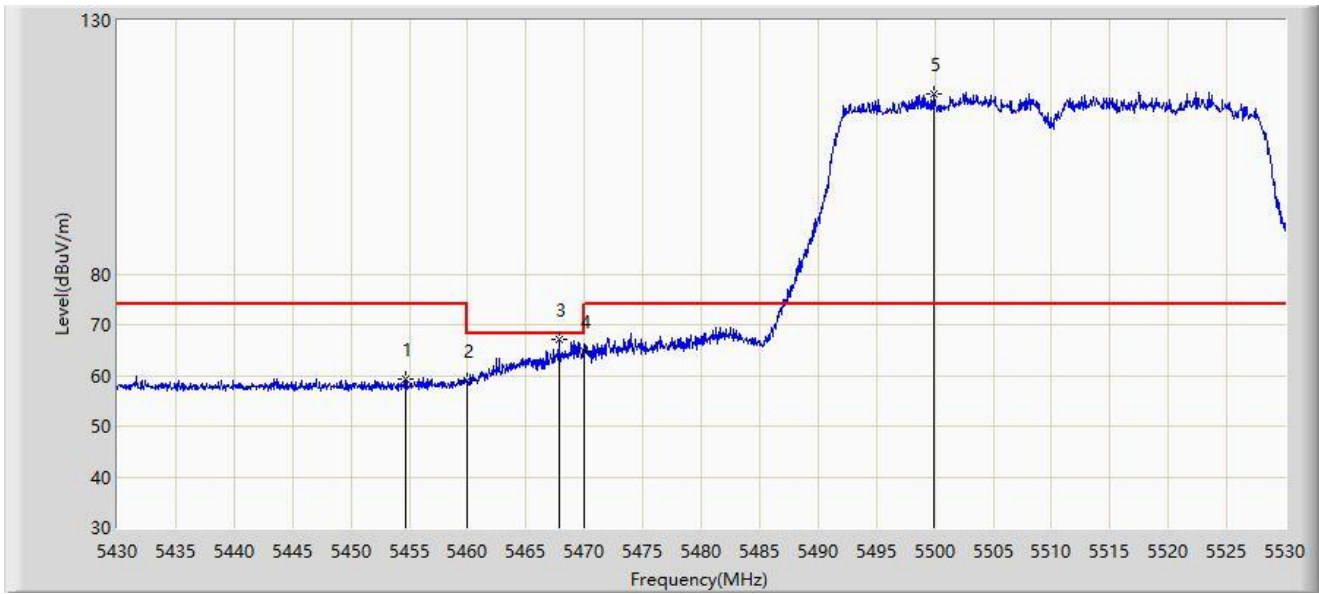
No	Mark	Frequency (MHz)	Measure Level (dB $\mu$ V/m)	Reading Level (dB $\mu$ V)	Margin (dB)	Limit (dB $\mu$ V/m)	Factor (dB/m)	Type
1	*	5460.000	46.087	42.868	-7.913	54.000	3.219	AV
2		5517.500	92.090	88.961	N/A	N/A	3.130	AV

Note 1: " \* ", means this data is the worst emission level.

Note 2: Measure Level (dB $\mu$ V/m) = Reading Level (dB $\mu$ V) + Factor (dB/m).

Note 3: Factor (dB/m) = Cable Loss (dB) + Antenna Factor (dB/m) - Pre\_Amplifier Gain (dB).

Site: WZ-AC2	Test Date: 2023-08-27
Limit: FCC_5G_RE(3m)	Engineer: Bob Zhang
Probe: BBHA9120D_1457_1-18GHz	Polarity: Vertical
EUT: ACCESS POINT	Power: AC 120V/60Hz
Test Mode: Transmit by 802.11ac-VHT40 at 5510MHz	



No	Mark	Frequency (MHz)	Measure Level (dBμV/m)	Reading Level (dBμV)	Margin (dB)	Limit (dBμV/m)	Factor (dB/m)	Type
1		5454.650	59.307	56.183	-14.693	74.000	3.124	PK
2		5460.000	58.959	55.740	-15.041	74.000	3.219	PK
3	*	5467.800	67.191	63.821	-1.009	68.200	3.370	PK
4		5470.000	64.903	61.491	-3.297	68.200	3.411	PK
5		5499.950	115.626	112.370	N/A	N/A	3.256	PK

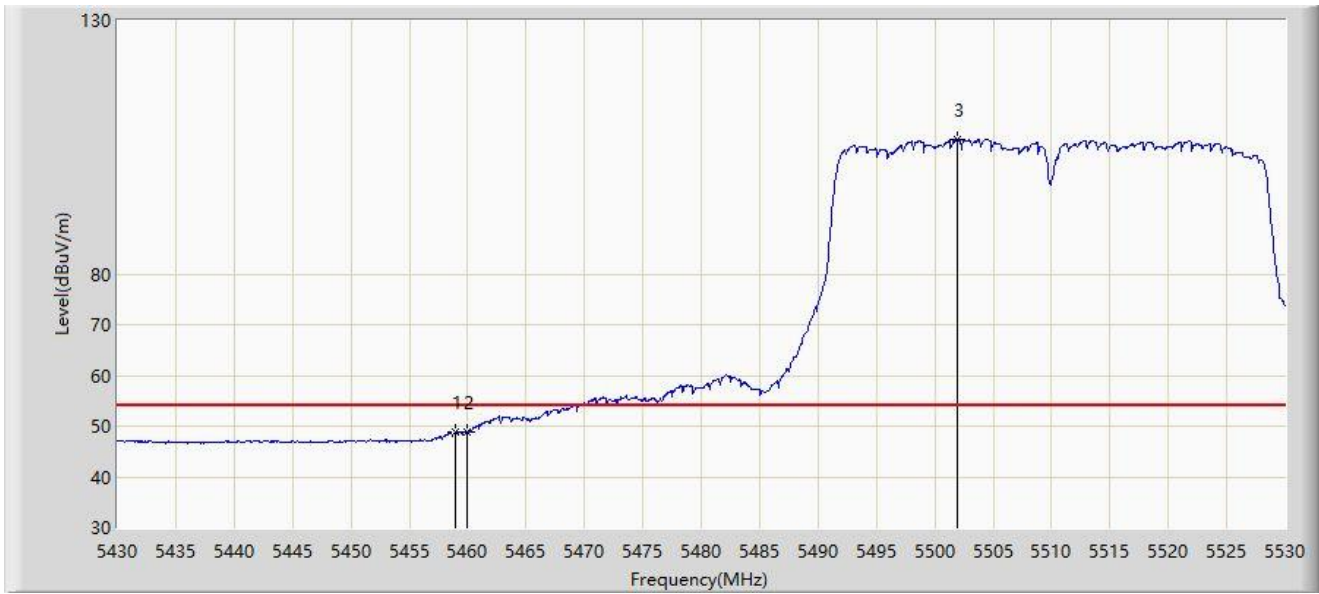
Note 1: " \* ", means this data is the worst emission level.

Note 2: Measure Level (dBμV/m) = Reading Level (dBμV) + Factor (dB/m).

Note 3: Factor (dB/m) = Cable Loss (dB) + Antenna Factor (dB/m) - Pre\_Amplifier Gain (dB).



Site: WZ-AC2	Test Date: 2023-08-27
Limit: FCC_5G_RE(3m)	Engineer: Bob Zhang
Probe: BBHA9120D_1457_1-18GHz	Polarity: Vertical
EUT: ACCESS POINT	Power: AC 120V/60Hz
Test Mode: Transmit by 802.11ac-VHT40 at 5510MHz	



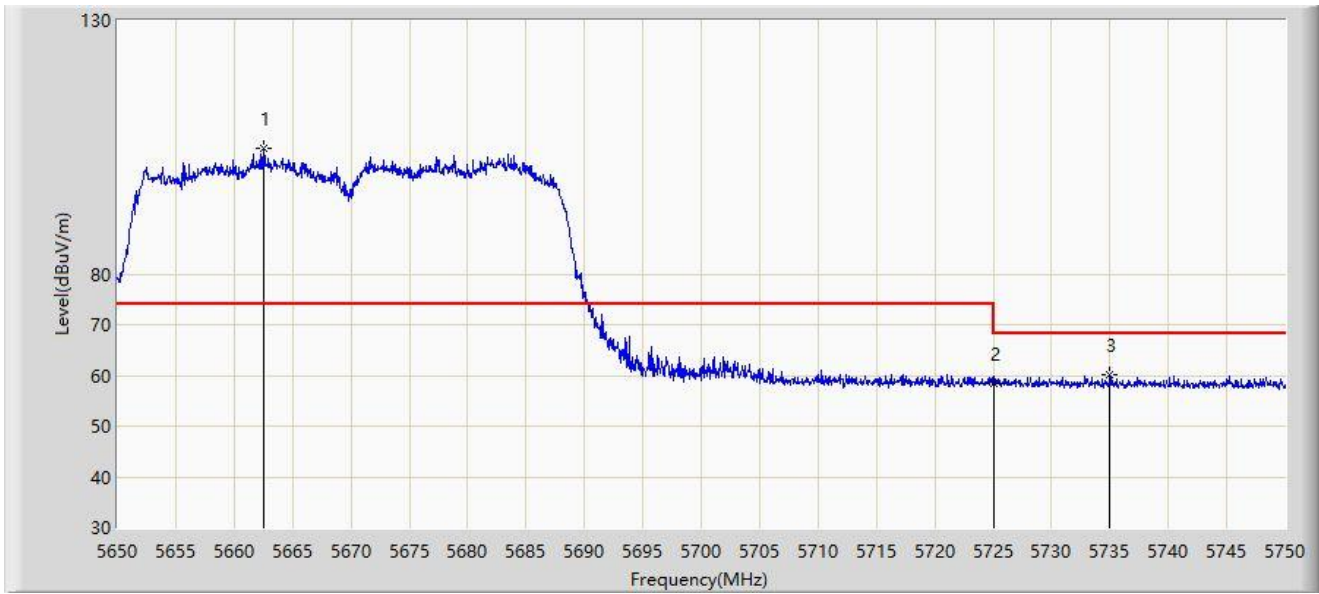
No	Mark	Frequency (MHz)	Measure Level (dB $\mu$ V/m)	Reading Level (dB $\mu$ V)	Margin (dB)	Limit (dB $\mu$ V/m)	Factor (dB/m)	Type
1		5459.000	48.795	45.595	-5.205	54.000	3.199	AV
2	*	5460.000	48.958	45.739	-5.042	54.000	3.219	AV
3		5501.950	106.588	103.346	N/A	N/A	3.242	AV

Note 1: " \* ", means this data is the worst emission level.

Note 2: Measure Level (dB $\mu$ V/m) = Reading Level (dB $\mu$ V) + Factor (dB/m).

Note 3: Factor (dB/m) = Cable Loss (dB) + Antenna Factor (dB/m) - Pre\_Amplifier Gain (dB).

Site: WZ-AC2	Test Date: 2023-08-27
Limit: FCC_5G_RE(3m)	Engineer: Bob Zhang
Probe: BBHA9120D_1457_1-18GHz	Polarity: Horizontal
EUT: ACCESS POINT	Power: AC 120V/60Hz
Test Mode: Transmit by 802.11ac-VHT40 at 5670MHz	



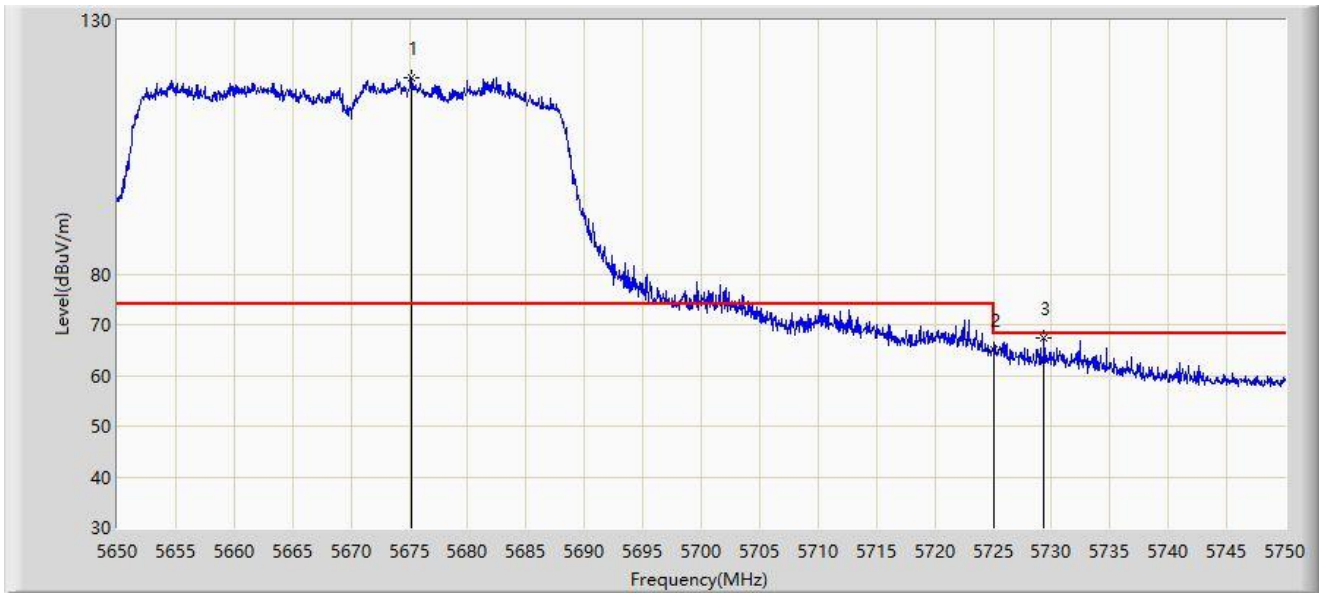
No	Mark	Frequency (MHz)	Measure Level (dB $\mu$ V/m)	Reading Level (dB $\mu$ V)	Margin (dB)	Limit (dB $\mu$ V/m)	Factor (dB/m)	Type
1		5662.500	104.693	100.621	N/A	N/A	4.072	PK
2		5725.000	58.262	53.574	-9.938	68.200	4.688	PK
3	*	5735.000	60.181	55.642	-8.019	68.200	4.539	PK

Note 1: " \* ", means this data is the worst emission level.

Note 2: Measure Level (dB $\mu$ V/m) = Reading Level (dB $\mu$ V) + Factor (dB/m).

Note 3: Factor (dB/m) = Cable Loss (dB) + Antenna Factor (dB/m) - Pre\_Amplifier Gain (dB).

Site: WZ-AC2	Test Date: 2023-08-27
Limit: FCC_5G_RE(3m)	Engineer: Bob Zhang
Probe: BBHA9120D_1457_1-18GHz	Polarity: Vertical
EUT: ACCESS POINT	Power: AC 120V/60Hz
Test Mode: Transmit by 802.11ac-VHT40 at 5670MHz	



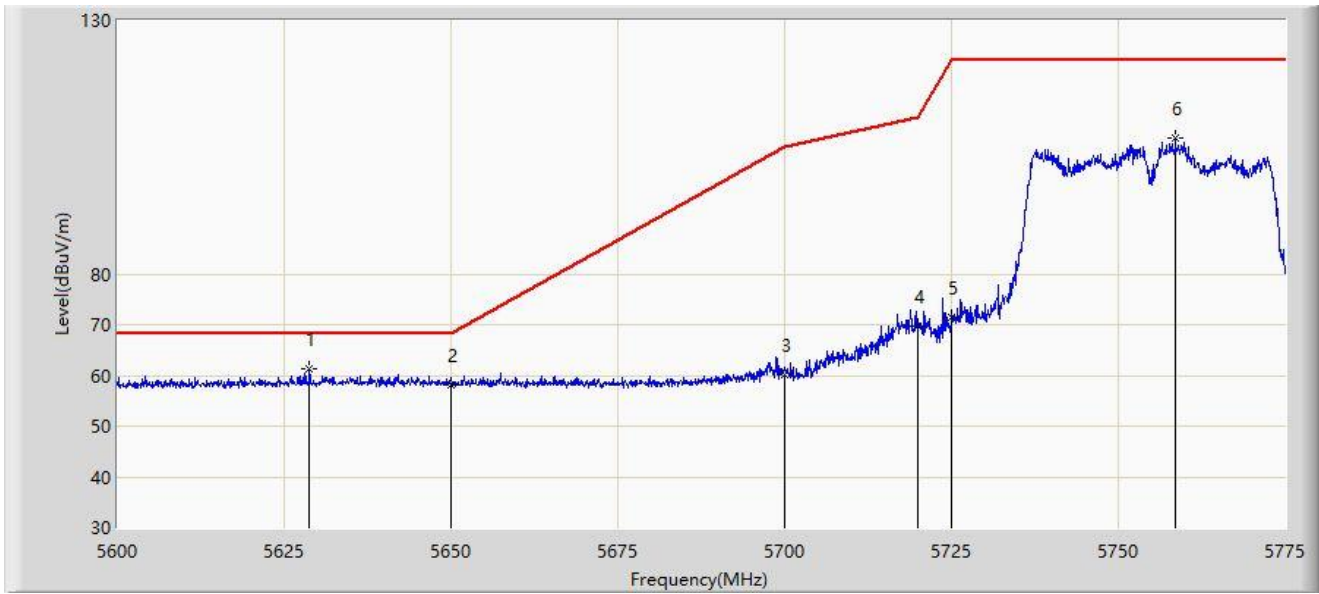
No	Mark	Frequency (MHz)	Measure Level (dB $\mu$ V/m)	Reading Level (dB $\mu$ V)	Margin (dB)	Limit (dB $\mu$ V/m)	Factor (dB/m)	Type
1		5675.150	118.711	114.680	N/A	N/A	4.032	PK
2		5725.000	65.169	60.481	-3.031	68.200	4.688	PK
3	*	5729.350	67.352	62.712	-0.848	68.200	4.640	PK

Note 1: " \* ", means this data is the worst emission level.

Note 2: Measure Level (dB $\mu$ V/m) = Reading Level (dB $\mu$ V) + Factor (dB/m).

Note 3: Factor (dB/m) = Cable Loss (dB) + Antenna Factor (dB/m) - Pre\_Amplifier Gain (dB).

Site: WZ-AC2	Test Date: 2023-08-27
Limit: FCC_5.8G_RE(3m)	Engineer: Bob Zhang
Probe: BBHA9120D_1457_1-18GHz	Polarity: Horizontal
EUT: ACCESS POINT	Power: AC 120V/60Hz
Test Mode: Transmit by 802.11ac-VHT40 at 5755MHz	



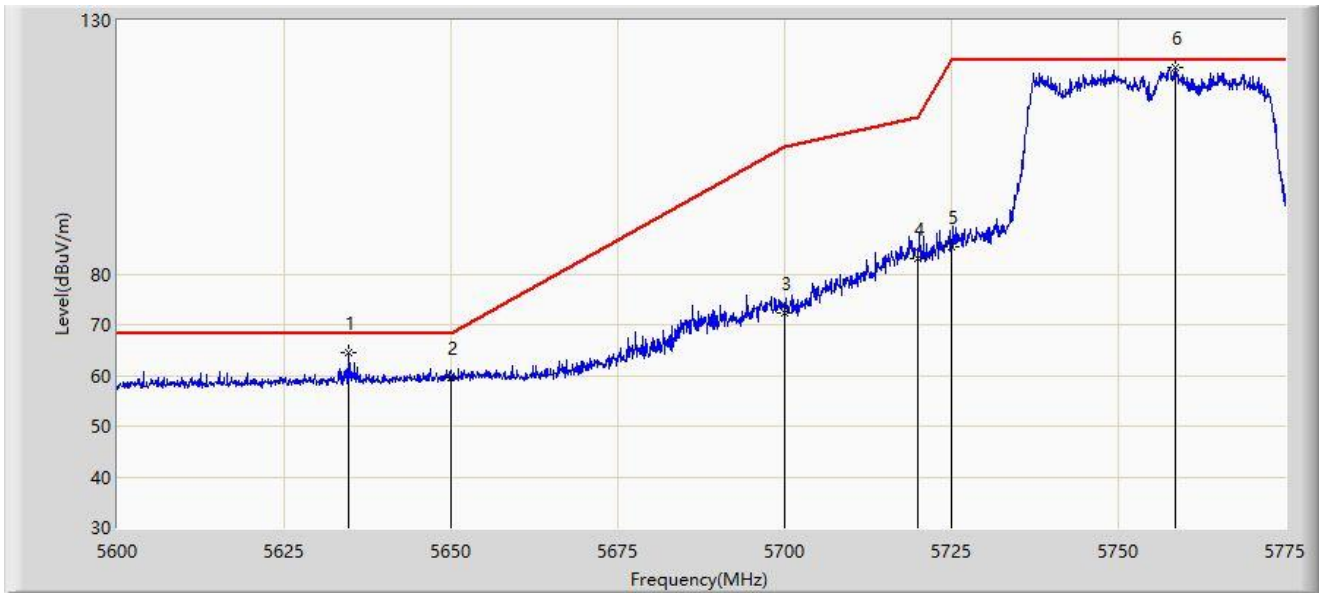
No	Mark	Frequency (MHz)	Measure Level (dB $\mu$ V/m)	Reading Level (dB $\mu$ V)	Margin (dB)	Limit (dB $\mu$ V/m)	Factor (dB/m)	Type
1	*	5628.788	61.278	57.216	-6.922	68.200	4.063	PK
2		5650.000	58.121	53.961	-10.079	68.200	4.160	PK
3		5700.000	60.233	55.803	-44.967	105.200	4.430	PK
4		5720.000	69.767	65.117	-41.033	110.800	4.649	PK
5		5725.000	71.315	66.627	-50.885	122.200	4.688	PK
6		5758.550	106.732	102.169	N/A	N/A	4.564	PK

Note 1: " \* ", means this data is the worst emission level.

Note 2: Measure Level (dB $\mu$ V/m) = Reading Level (dB $\mu$ V) + Factor (dB/m).

Note 3: Factor (dB/m) = Cable Loss (dB) + Antenna Factor (dB/m) - Pre\_Amplifier Gain (dB).

Site: WZ-AC2	Test Date: 2023-08-27
Limit: FCC_5.8G_RE(3m)	Engineer: Bob Zhang
Probe: BBHA9120D_1457_1-18GHz	Polarity: Vertical
EUT: ACCESS POINT	Power: AC 120V/60Hz
Test Mode: Transmit by 802.11ac-VHT40 at 5755MHz	



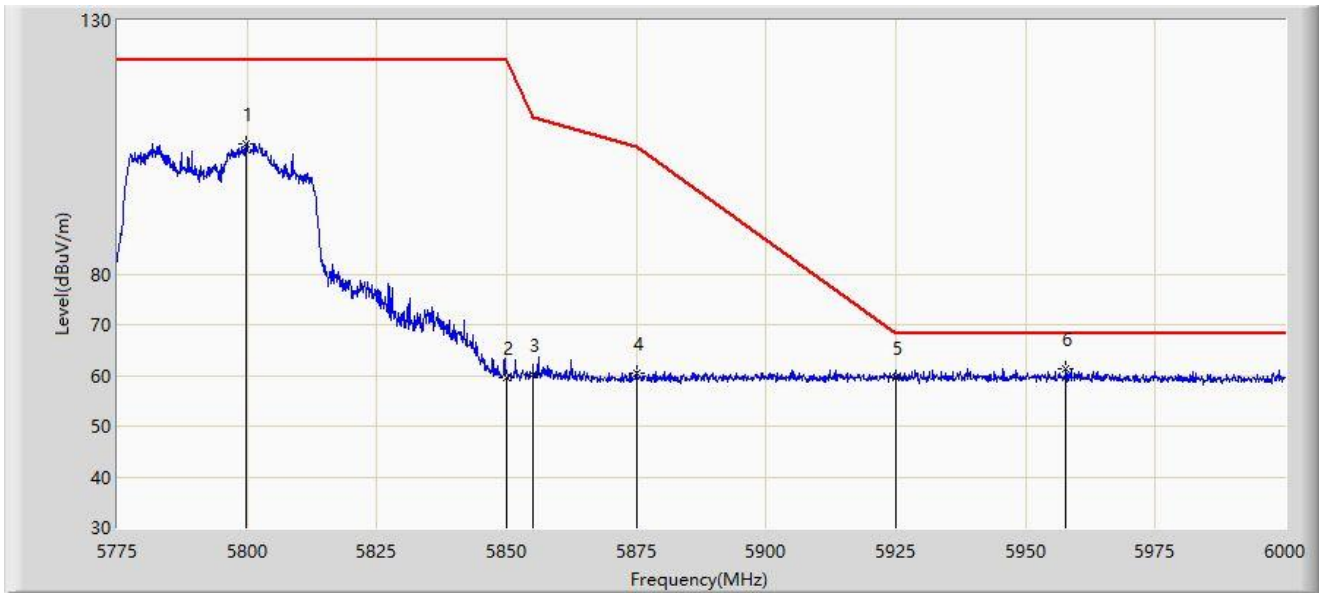
No	Mark	Frequency (MHz)	Measure Level (dB $\mu$ V/m)	Reading Level (dB $\mu$ V)	Margin (dB)	Limit (dB $\mu$ V/m)	Factor (dB/m)	Type
1	*	5634.562	64.611	60.481	-3.589	68.200	4.130	PK
2		5650.000	59.642	55.482	-8.558	68.200	4.160	PK
3		5700.000	72.251	67.821	-32.949	105.200	4.430	PK
4		5720.000	83.044	78.394	-27.756	110.800	4.649	PK
5		5725.000	85.413	80.725	-36.787	122.200	4.688	PK
6		5758.638	120.828	116.263	N/A	N/A	4.565	PK

Note 1: " \* ", means this data is the worst emission level.

Note 2: Measure Level (dB $\mu$ V/m) = Reading Level (dB $\mu$ V) + Factor (dB/m).

Note 3: Factor (dB/m) = Cable Loss (dB) + Antenna Factor (dB/m) - Pre\_Amplifier Gain (dB).

Site: WZ-AC2	Test Date: 2023-08-27
Limit: FCC_5.8G_RE(3m)	Engineer: Bob Zhang
Probe: BBHA9120D_1457_1-18GHz	Polarity: Horizontal
EUT: ACCESS POINT	Power: AC 120V/60Hz
Test Mode: Transmit by 802.11ac-VHT40 at 5795MHz	



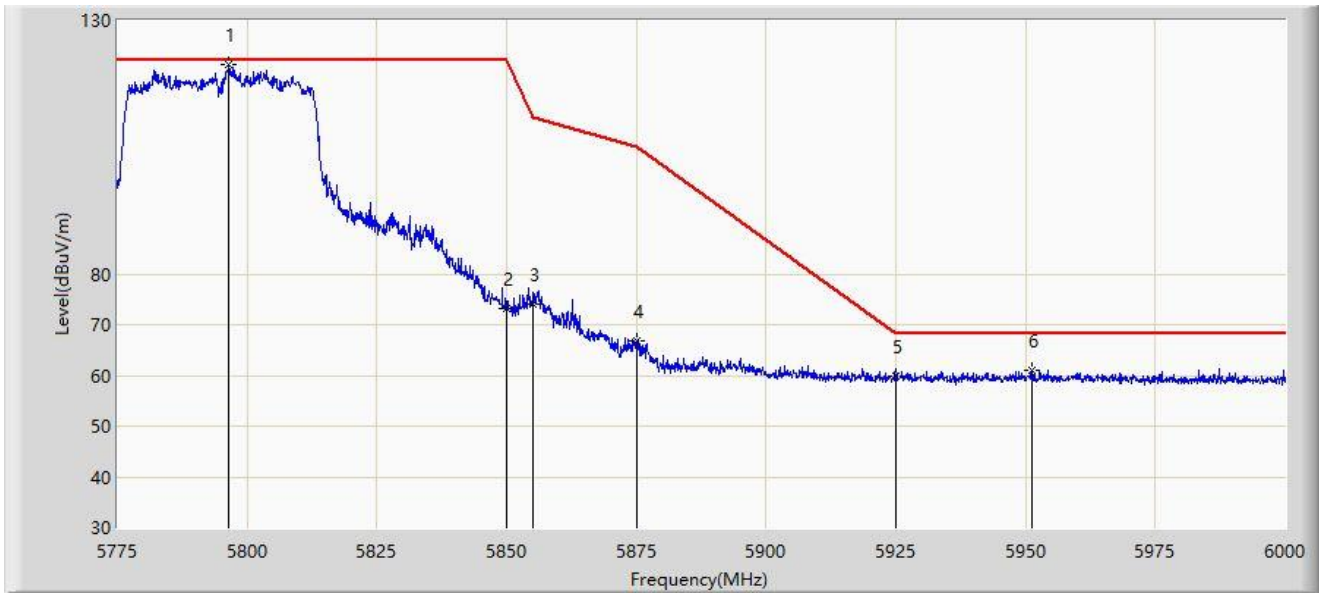
No	Mark	Frequency (MHz)	Measure Level (dBμV/m)	Reading Level (dBμV)	Margin (dB)	Limit (dBμV/m)	Factor (dB/m)	Type
1		5799.750	105.706	100.649	N/A	N/A	5.057	PK
2		5850.000	59.634	54.674	-62.566	122.200	4.960	PK
3		5855.000	60.129	55.110	-50.671	110.800	5.019	PK
4		5875.000	60.467	55.331	-44.733	105.200	5.136	PK
5		5925.000	59.615	54.345	-8.585	68.200	5.271	PK
6	*	5957.812	61.287	55.876	-6.913	68.200	5.411	PK

Note 1: " \* ", means this data is the worst emission level.

Note 2: Measure Level (dBμV/m) = Reading Level (dBμV) + Factor (dB/m).

Note 3: Factor (dB/m) = Cable Loss (dB) + Antenna Factor (dB/m) - Pre\_Amplifier Gain (dB).

Site: WZ-AC2	Test Date: 2023-08-27
Limit: FCC_5.8G_RE(3m)	Engineer: Bob Zhang
Probe: BBHA9120D_1457_1-18GHz	Polarity: Vertical
EUT: ACCESS POINT	Power: AC 120V/60Hz
Test Mode: Transmit by 802.11ac-VHT40 at 5795MHz	



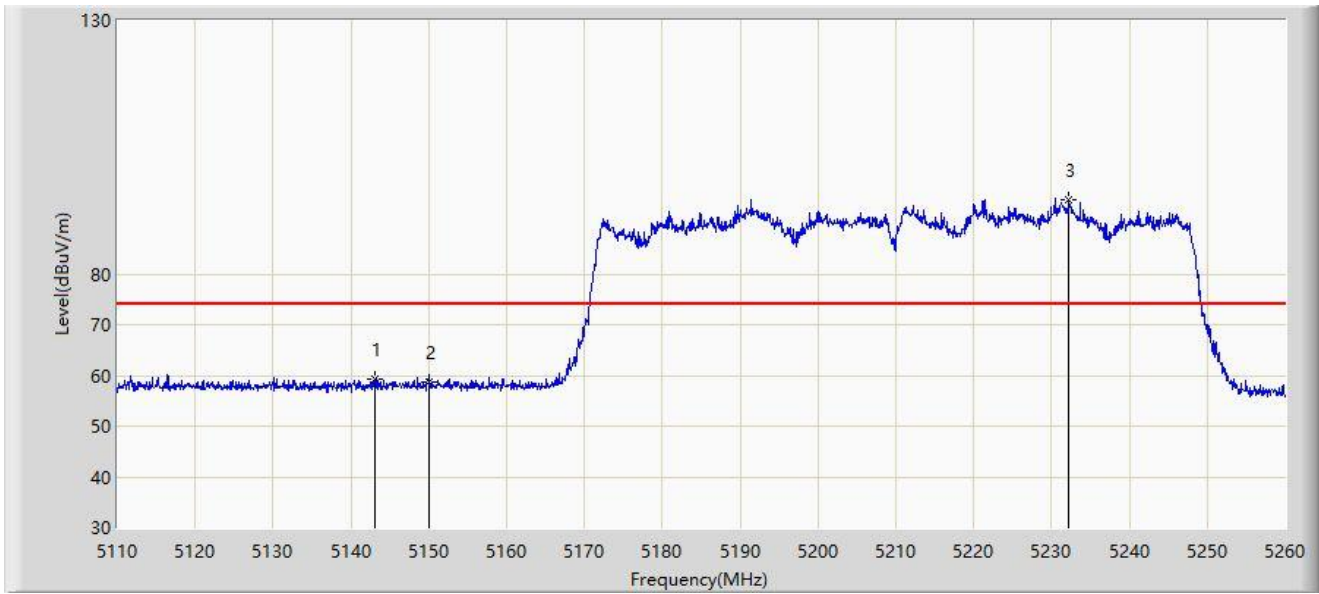
No	Mark	Frequency (MHz)	Measure Level (dBμV/m)	Reading Level (dBμV)	Margin (dB)	Limit (dBμV/m)	Factor (dB/m)	Type
1		5796.487	121.232	116.169	N/A	N/A	5.064	PK
2		5850.000	73.276	68.316	-48.924	122.200	4.960	PK
3		5855.000	74.000	68.981	-36.800	110.800	5.019	PK
4		5875.000	66.734	61.598	-38.466	105.200	5.136	PK
5		5925.000	59.894	54.624	-8.306	68.200	5.271	PK
6	*	5951.175	61.012	55.622	-7.188	68.200	5.390	PK

Note 1: " \* ", means this data is the worst emission level.

Note 2: Measure Level (dBμV/m) = Reading Level (dBμV) + Factor (dB/m).

Note 3: Factor (dB/m) = Cable Loss (dB) + Antenna Factor (dB/m) - Pre\_Amplifier Gain (dB).

Site: WZ-AC2	Test Date: 2023-08-27
Limit: FCC_5G_RE(3m)	Engineer: Bob Zhang
Probe: BBHA9120D_1457_1-18GHz	Polarity: Horizontal
EUT: ACCESS POINT	Power: AC 120V/60Hz
Test Mode: Transmit by 802.11ac-VHT80 at 5210MHz	



No	Mark	Frequency (MHz)	Measure Level (dB $\mu$ V/m)	Reading Level (dB $\mu$ V)	Margin (dB)	Limit (dB $\mu$ V/m)	Factor (dB/m)	Type
1	*	5143.075	59.317	55.895	-14.683	74.000	3.421	PK
2		5150.000	58.606	55.107	-15.394	74.000	3.499	PK
3		5232.250	94.580	91.322	N/A	N/A	3.259	PK

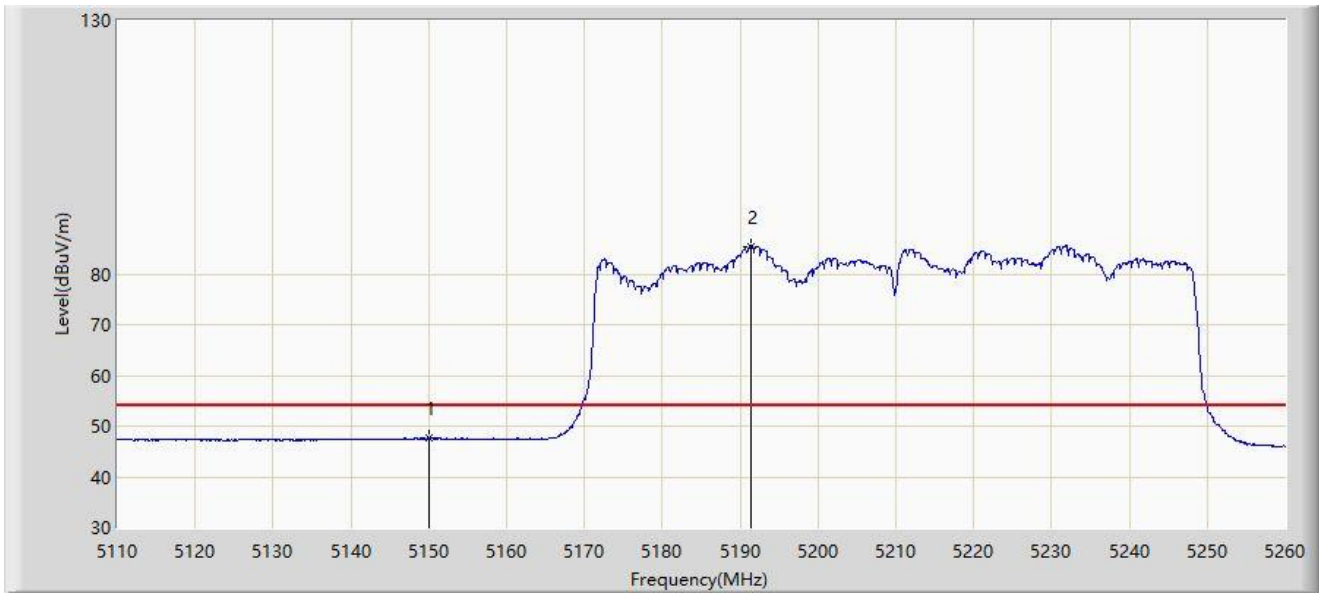
Note 1: " \* ", means this data is the worst emission level.

Note 2: Measure Level (dB $\mu$ V/m) = Reading Level (dB $\mu$ V) + Factor (dB/m).

Note 3: Factor (dB/m) = Cable Loss (dB) + Antenna Factor (dB/m) - Pre\_Amplifier Gain (dB).



Site: WZ-AC2	Test Date: 2023-08-27
Limit: FCC_5G_RE(3m)	Engineer: Bob Zhang
Probe: BBHA9120D_1457_1-18GHz	Polarity: Horizontal
EUT: ACCESS POINT	Power: AC 120V/60Hz
Test Mode: Transmit by 802.11ac-VHT80 at 5210MHz	



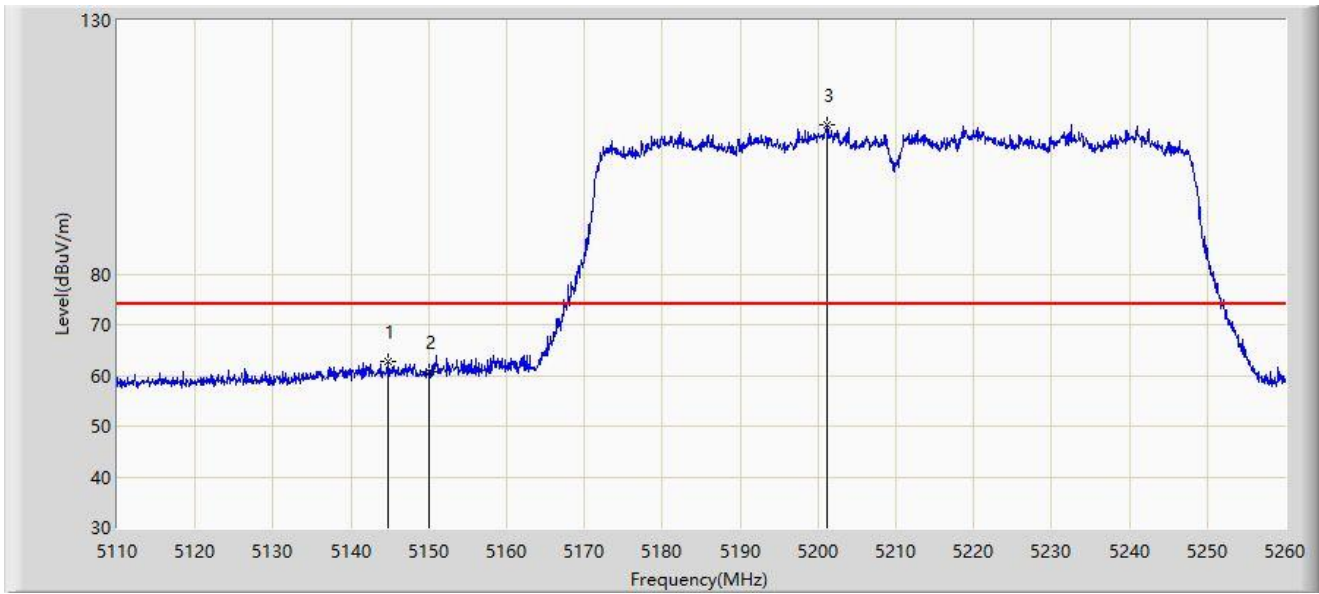
No	Mark	Frequency (MHz)	Measure Level (dBuV/m)	Reading Level (dBuV)	Margin (dB)	Limit (dBuV/m)	Factor (dB/m)	Type
1	*	5150.000	47.626	44.127	-6.374	54.000	3.499	AV
2		5191.300	85.475	82.400	N/A	N/A	3.075	AV

Note 1: " \* ", means this data is the worst emission level.

Note 2: Measure Level (dBuV/m) = Reading Level (dBuV) + Factor (dB/m).

Note 3: Factor (dB/m) = Cable Loss (dB) + Antenna Factor (dB/m) - Pre\_Amplifier Gain (dB).

Site: WZ-AC2	Test Date: 2023-08-27
Limit: FCC_5G_RE(3m)	Engineer: Bob Zhang
Probe: BBHA9120D_1457_1-18GHz	Polarity: Vertical
EUT: ACCESS POINT	Power: AC 120V/60Hz
Test Mode: Transmit by 802.11ac-VHT80 at 5210MHz	



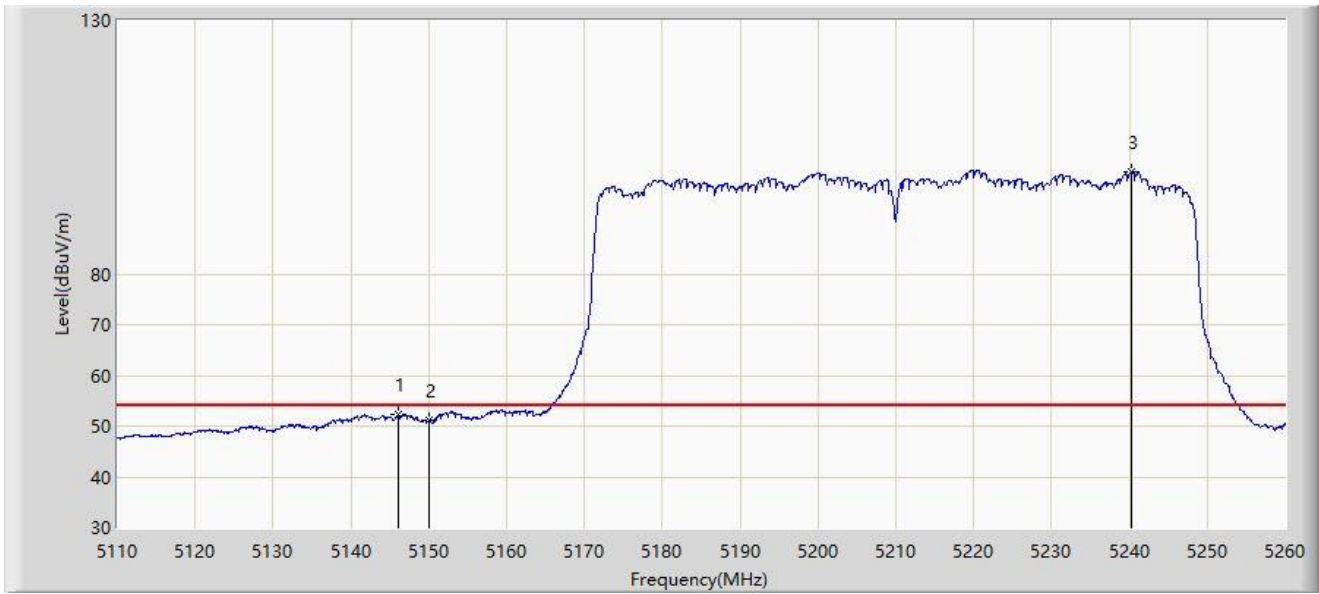
No	Mark	Frequency (MHz)	Measure Level (dB $\mu$ V/m)	Reading Level (dB $\mu$ V)	Margin (dB)	Limit (dB $\mu$ V/m)	Factor (dB/m)	Type
1	*	5144.725	62.632	59.187	-11.368	74.000	3.446	PK
2		5150.000	60.797	57.298	-13.203	74.000	3.499	PK
3		5201.125	109.444	106.523	N/A	N/A	2.922	PK

Note 1: " \* ", means this data is the worst emission level.

Note 2: Measure Level (dB $\mu$ V/m) = Reading Level (dB $\mu$ V) + Factor (dB/m).

Note 3: Factor (dB/m) = Cable Loss (dB) + Antenna Factor (dB/m) - Pre\_Amplifier Gain (dB).

Site: WZ-AC2	Test Date: 2023-08-27
Limit: FCC_5G_RE(3m)	Engineer: Bob Zhang
Probe: BBHA9120D_1457_1-18GHz	Polarity: Vertical
EUT: ACCESS POINT	Power: AC 120V/60Hz
Test Mode: Transmit by 802.11ac-VHT80 at 5210MHz	



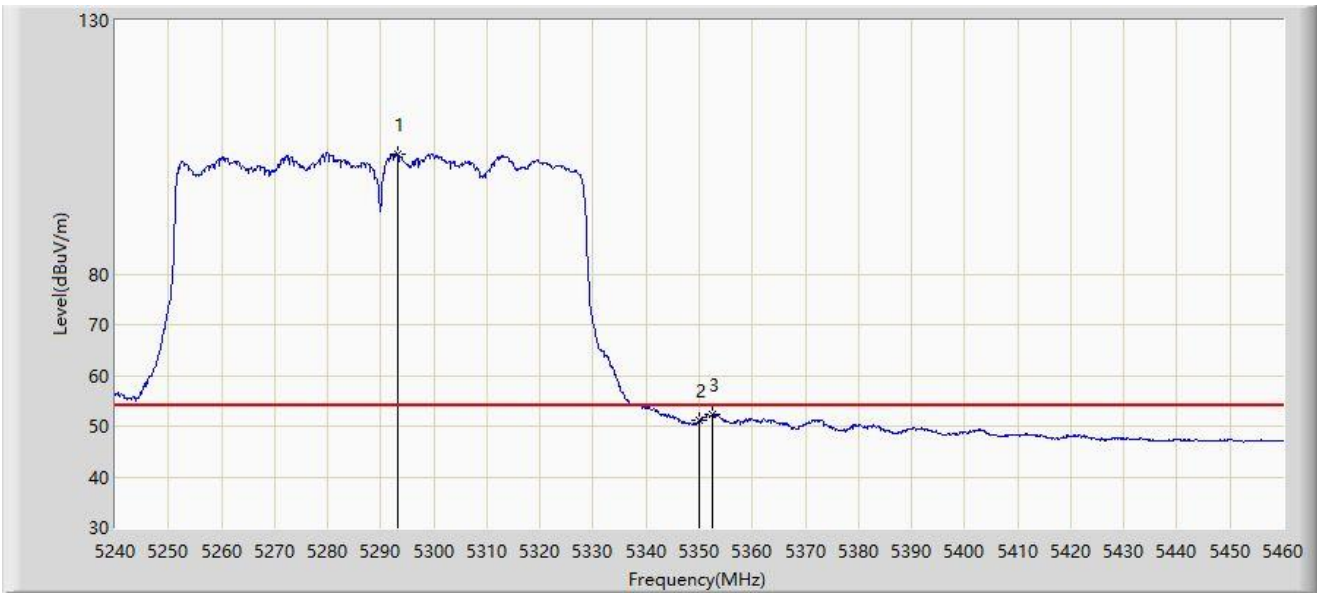
No	Mark	Frequency (MHz)	Measure Level (dB $\mu$ V/m)	Reading Level (dB $\mu$ V)	Margin (dB)	Limit (dB $\mu$ V/m)	Factor (dB/m)	Type
1	*	5146.075	52.179	48.715	-1.821	54.000	3.464	AV
2		5150.000	51.186	47.687	-2.814	54.000	3.499	AV
3		5240.350	100.034	96.785	N/A	N/A	3.250	AV

Note 1: " \* ", means this data is the worst emission level.

Note 2: Measure Level (dB $\mu$ V/m) = Reading Level (dB $\mu$ V) + Factor (dB/m).

Note 3: Factor (dB/m) = Cable Loss (dB) + Antenna Factor (dB/m) - Pre\_Amplifier Gain (dB).

Site: WZ-AC2	Test Date: 2023-08-27
Limit: FCC_5G_RE(3m)	Engineer: Bob Zhang
Probe: BBHA9120D_1457_1-18GHz	Polarity: Vertical
EUT: ACCESS POINT	Power: AC 120V/60Hz
Test Mode: Transmit by 802.11ac-VHT80 at 5290MHz	



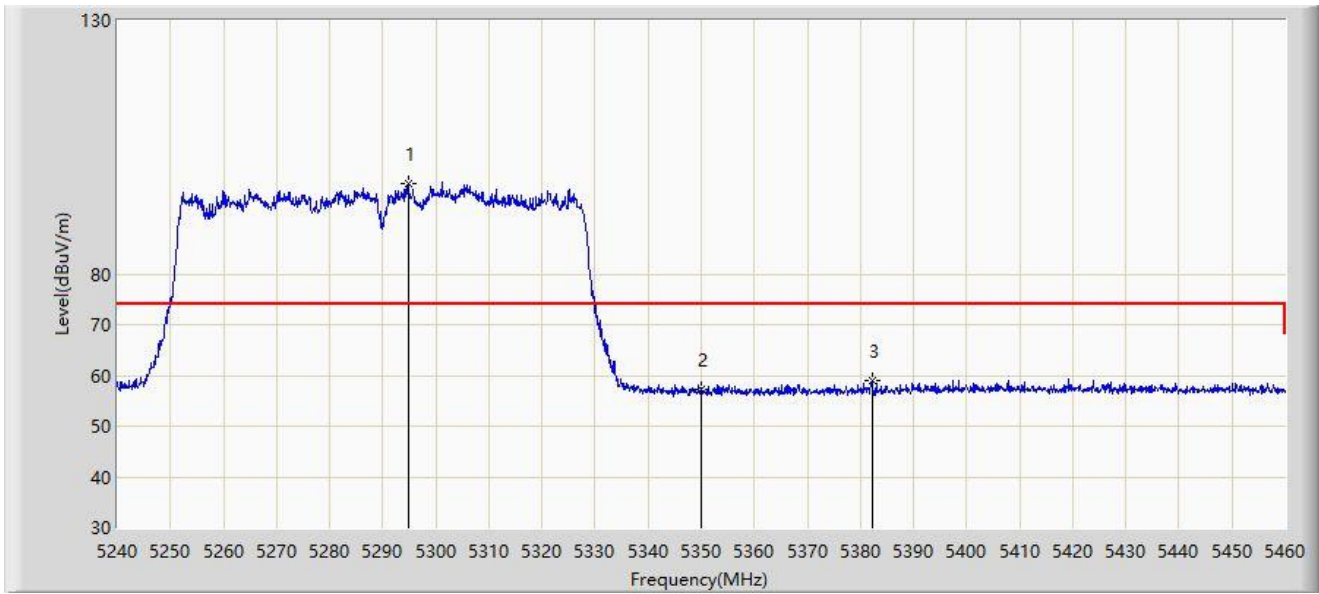
No	Mark	Frequency (MHz)	Measure Level (dB $\mu$ V/m)	Reading Level (dB $\mu$ V)	Margin (dB)	Limit (dB $\mu$ V/m)	Factor (dB/m)	Type
1		5293.240	103.506	100.830	N/A	N/A	2.676	AV
2		5350.000	51.169	48.338	-2.831	54.000	2.832	AV
3	*	5352.530	52.377	49.577	-1.623	54.000	2.800	AV

Note 1: " \* ", means this data is the worst emission level.

Note 2: Measure Level (dB $\mu$ V/m) = Reading Level (dB $\mu$ V) + Factor (dB/m).

Note 3: Factor (dB/m) = Cable Loss (dB) + Antenna Factor (dB/m) - Pre\_Amplifier Gain (dB).

Site: WZ-AC2	Test Date: 2023-08-27
Limit: FCC_5G_RE(3m)	Engineer: Bob Zhang
Probe: BBHA9120D_1457_1-18GHz	Polarity: Horizontal
EUT: ACCESS POINT	Power: AC 120V/60Hz
Test Mode: Transmit by 802.11ac-VHT80 at 5290MHz	



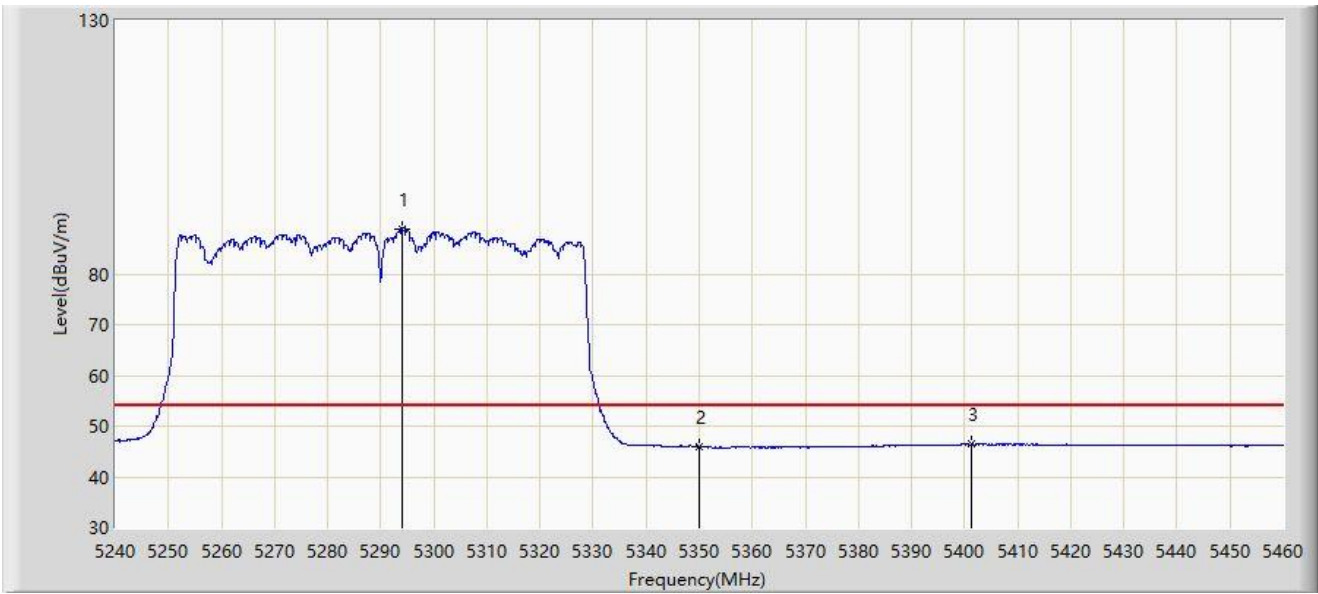
No	Mark	Frequency (MHz)	Measure Level (dB $\mu$ V/m)	Reading Level (dB $\mu$ V)	Margin (dB)	Limit (dB $\mu$ V/m)	Factor (dB/m)	Type
1		5294.780	97.770	95.073	N/A	N/A	2.698	PK
2		5350.000	57.174	54.343	-16.826	74.000	2.832	PK
3	*	5382.120	59.086	55.947	-14.914	74.000	3.139	PK

Note 1: " \* ", means this data is the worst emission level.

Note 2: Measure Level (dB $\mu$ V/m) = Reading Level (dB $\mu$ V) + Factor (dB/m).

Note 3: Factor (dB/m) = Cable Loss (dB) + Antenna Factor (dB/m) - Pre\_Amplifier Gain (dB).

Site: WZ-AC2	Test Date: 2023-08-27
Limit: FCC_5G_RE(3m)	Engineer: Bob Zhang
Probe: BBHA9120D_1457_1-18GHz	Polarity: Horizontal
EUT: ACCESS POINT	Power: AC 120V/60Hz
Test Mode: Transmit by 802.11ac-VHT80 at 5290MHz	



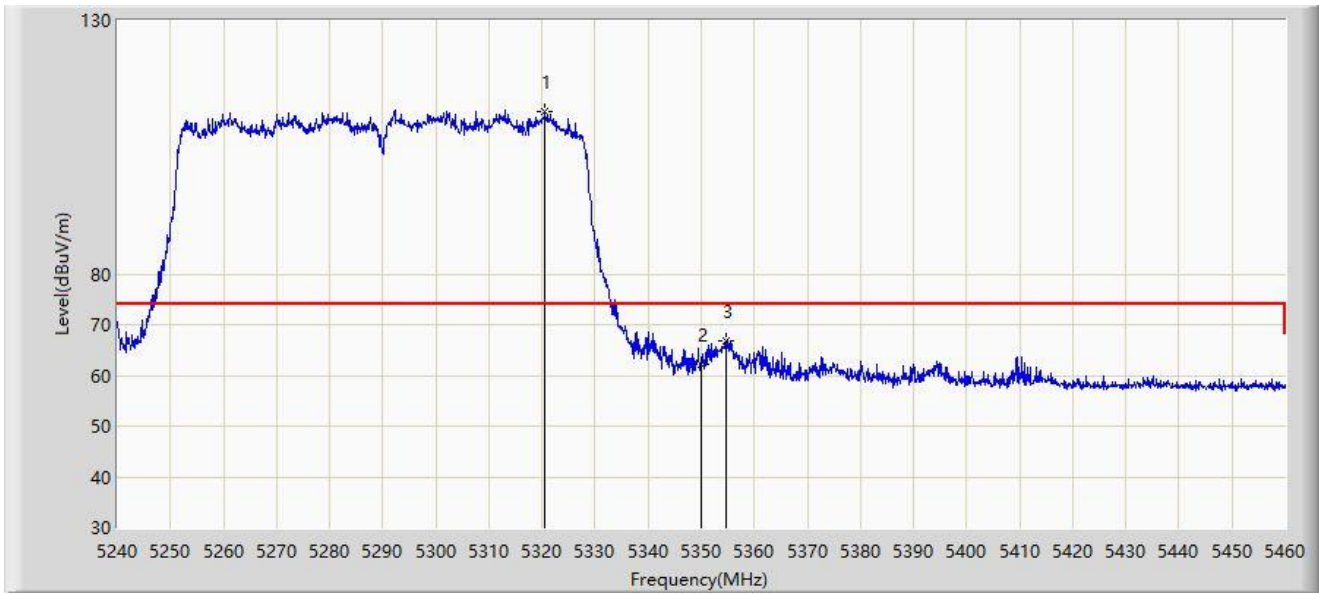
No	Mark	Frequency (MHz)	Measure Level (dBμV/m)	Reading Level (dBμV)	Margin (dB)	Limit (dBμV/m)	Factor (dB/m)	Type
1		5294.010	88.878	86.191	N/A	N/A	2.686	AV
2		5350.000	45.942	43.111	-8.058	54.000	2.832	AV
3	*	5401.370	46.390	42.885	-7.610	54.000	3.505	AV

Note 1: " \* ", means this data is the worst emission level.

Note 2: Measure Level (dBμV/m) = Reading Level (dBμV) + Factor (dB/m).

Note 3: Factor (dB/m) = Cable Loss (dB) + Antenna Factor (dB/m) - Pre\_Amplifier Gain (dB).

Site: WZ-AC2	Test Date: 2023-08-27
Limit: FCC_5G_RE(3m)	Engineer: Bob Zhang
Probe: BBHA9120D_1457_1-18GHz	Polarity: Vertical
EUT: ACCESS POINT	Power: AC 120V/60Hz
Test Mode: Transmit by 802.11ac-VHT80 at 5290MHz	



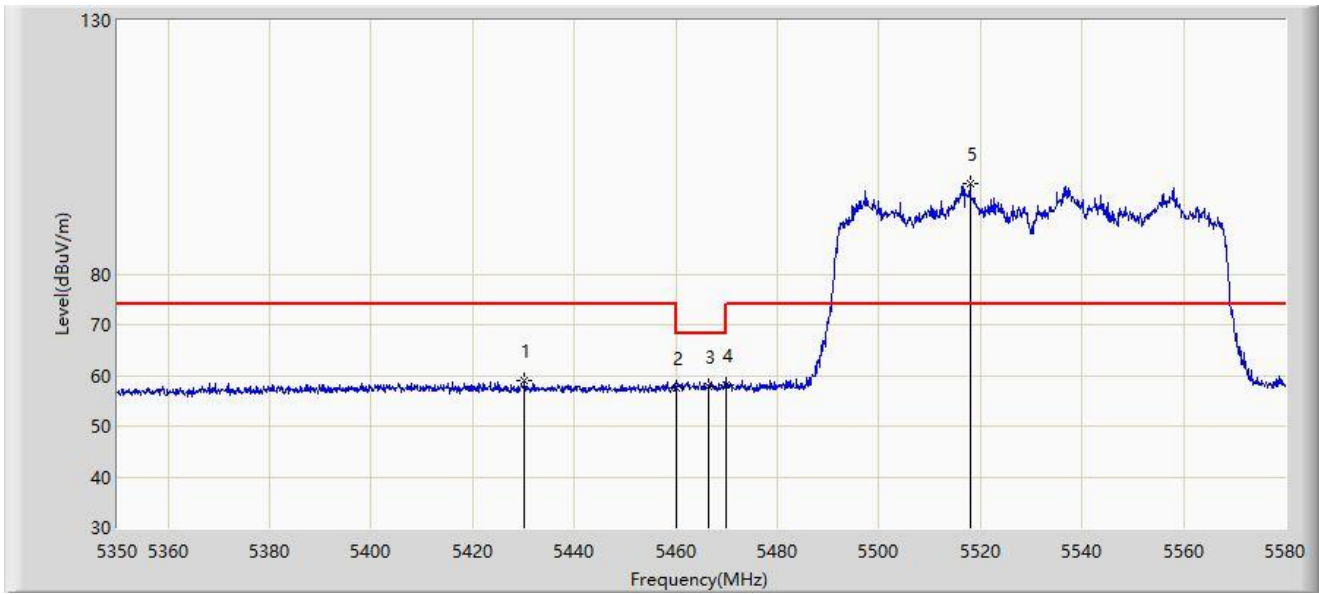
No	Mark	Frequency (MHz)	Measure Level (dBμV/m)	Reading Level (dBμV)	Margin (dB)	Limit (dBμV/m)	Factor (dB/m)	Type
1		5320.630	112.159	109.131	N/A	N/A	3.028	PK
2		5350.000	62.211	59.380	-11.789	74.000	2.832	PK
3	*	5354.730	66.809	63.998	-7.191	74.000	2.811	PK

Note 1: " \* ", means this data is the worst emission level.

Note 2: Measure Level (dBμV/m) = Reading Level (dBμV) + Factor (dB/m).

Note 3: Factor (dB/m) = Cable Loss (dB) + Antenna Factor (dB/m) - Pre\_Amplifier Gain (dB).

Site: WZ-AC2	Test Date: 2023-08-27
Limit: FCC_5G_RE(3m)	Engineer: Bob Zhang
Probe: BBHA9120D_1457_1-18GHz	Polarity: Horizontal
EUT: ACCESS POINT	Power: AC 120V/60Hz
Test Mode: Transmit by 802.11ac-VHT80 at 5530MHz	



No	Mark	Frequency (MHz)	Measure Level (dBuV/m)	Reading Level (dBuV)	Margin (dB)	Limit (dBuV/m)	Factor (dB/m)	Type
1		5430.155	59.108	55.805	-14.892	74.000	3.304	PK
2		5460.000	57.677	54.458	-16.323	74.000	3.219	PK
3		5466.495	57.828	54.484	-10.372	68.200	3.345	PK
4	*	5470.000	58.010	54.598	-10.190	68.200	3.411	PK
5		5517.900	97.842	94.714	N/A	N/A	3.127	PK

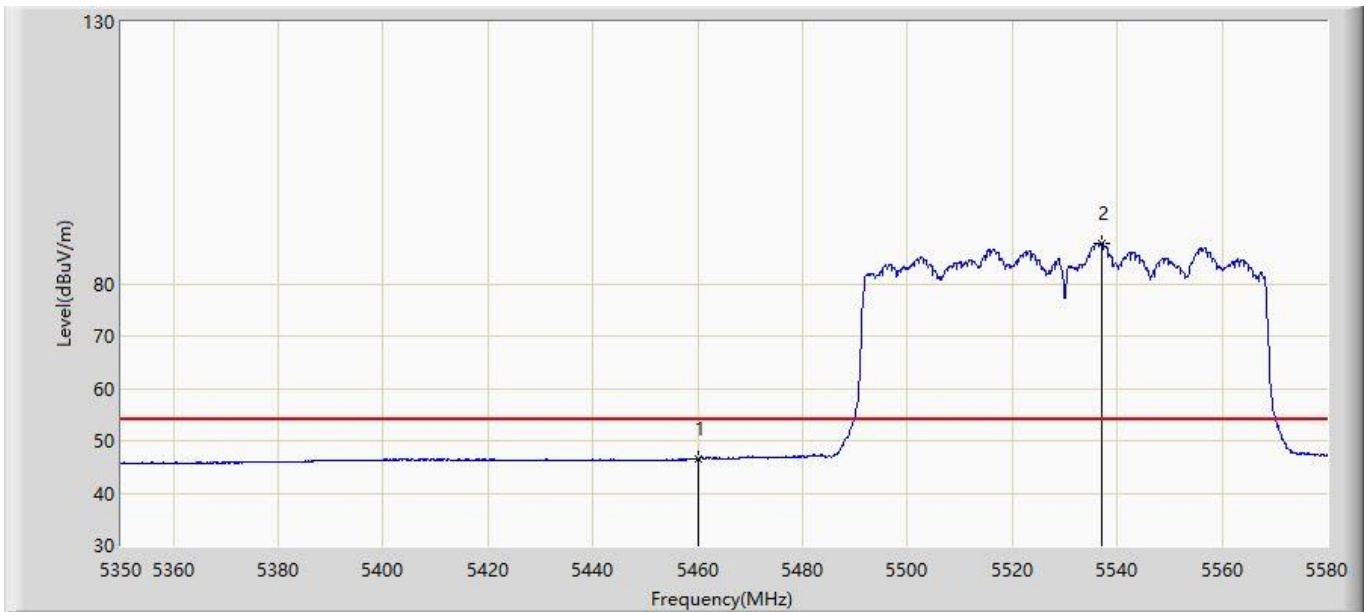
Note 1: " \* ", means this data is the worst emission level.

Note 2: Measure Level (dBuV/m) = Reading Level (dBuV) + Factor (dB/m).

Note 3: Factor (dB/m) = Cable Loss (dB) + Antenna Factor (dB/m) - Pre\_Amplifier Gain (dB).



Site: WZ-AC2	Test Date: 2023-08-27
Limit: FCC_5G_RE(3m)	Engineer: Bob Zhang
Probe: BBHA9120D_1457_1-18GHz	Polarity: Horizontal
EUT: ACCESS POINT	Power: AC 120V/60Hz
Test Mode: Transmit by 802.11ac-VHT80 at 5530MHz	



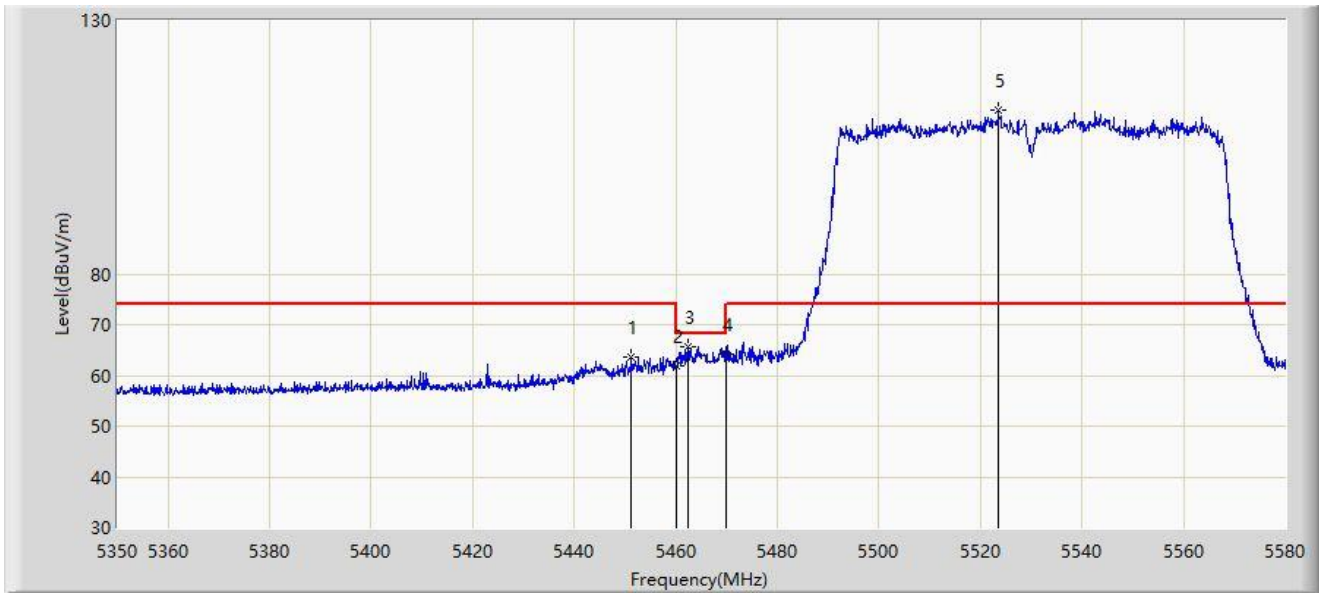
No	Mark	Frequency (MHz)	Measure Level (dB $\mu$ V/m)	Reading Level (dB $\mu$ V)	Margin (dB)	Limit (dB $\mu$ V/m)	Factor (dB/m)	Type
1	*	5460.000	46.525	43.306	-7.475	54.000	3.219	AV
2		5536.990	87.816	84.455	N/A	N/A	3.361	AV

Note 1: " \* ", means this data is the worst emission level.

Note 2: Measure Level (dB $\mu$ V/m) = Reading Level (dB $\mu$ V) + Factor (dB/m).

Note 3: Factor (dB/m) = Cable Loss (dB) + Antenna Factor (dB/m) - Pre\_Amplifier Gain (dB).

Site: WZ-AC2	Test Date: 2023-08-27
Limit: FCC_5G_RE(3m)	Engineer: Bob Zhang
Probe: BBHA9120D_1457_1-18GHz	Polarity: Vertical
EUT: ACCESS POINT	Power: AC 120V/60Hz
Test Mode: Transmit by 802.11ac-VHT80 at 5530MHz	



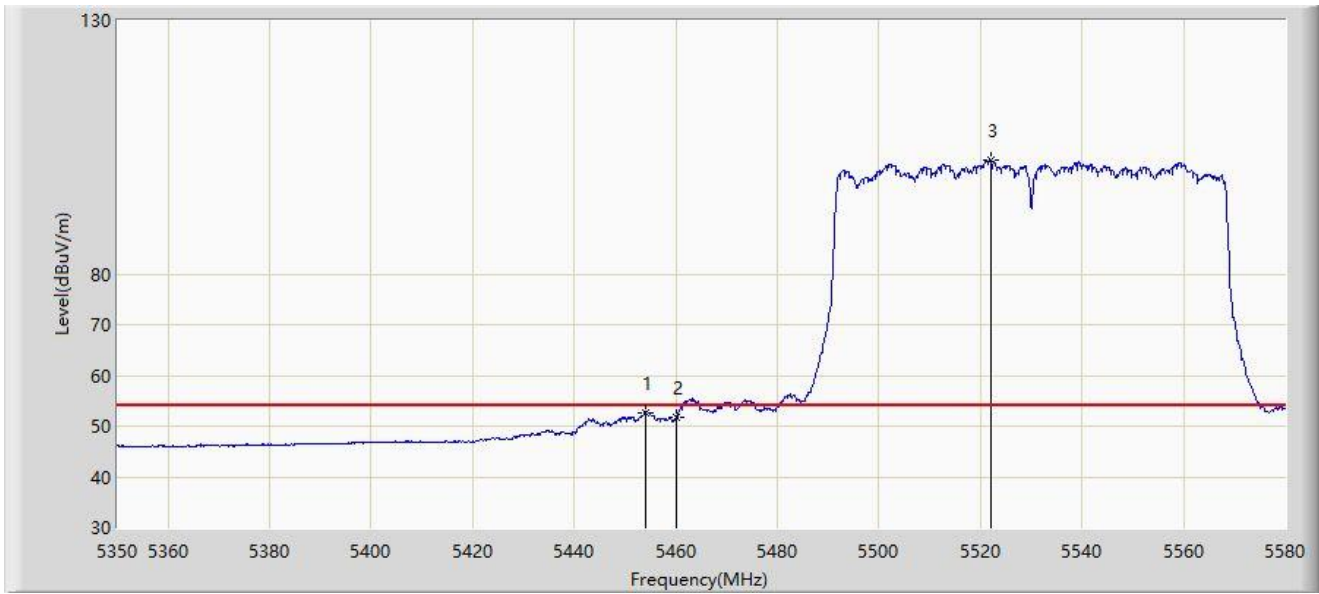
No	Mark	Frequency (MHz)	Measure Level (dB $\mu$ V/m)	Reading Level (dB $\mu$ V)	Margin (dB)	Limit (dB $\mu$ V/m)	Factor (dB/m)	Type
1		5451.200	63.490	60.356	-10.510	74.000	3.134	PK
2		5460.000	61.752	58.533	-12.248	74.000	3.219	PK
3	*	5462.470	65.597	62.330	-2.603	68.200	3.266	PK
4		5470.000	64.227	60.815	-3.973	68.200	3.411	PK
5		5523.535	112.425	109.283	N/A	N/A	3.142	PK

Note 1: " \* ", means this data is the worst emission level.

Note 2: Measure Level (dB $\mu$ V/m) = Reading Level (dB $\mu$ V) + Factor (dB/m).

Note 3: Factor (dB/m) = Cable Loss (dB) + Antenna Factor (dB/m) - Pre\_Amplifier Gain (dB).

Site: WZ-AC2	Test Date: 2023-08-27
Limit: FCC_5G_RE(3m)	Engineer: Bob Zhang
Probe: BBHA9120D_1457_1-18GHz	Polarity: Vertical
EUT: ACCESS POINT	Power: AC 120V/60Hz
Test Mode: Transmit by 802.11ac-VHT80 at 5530MHz	



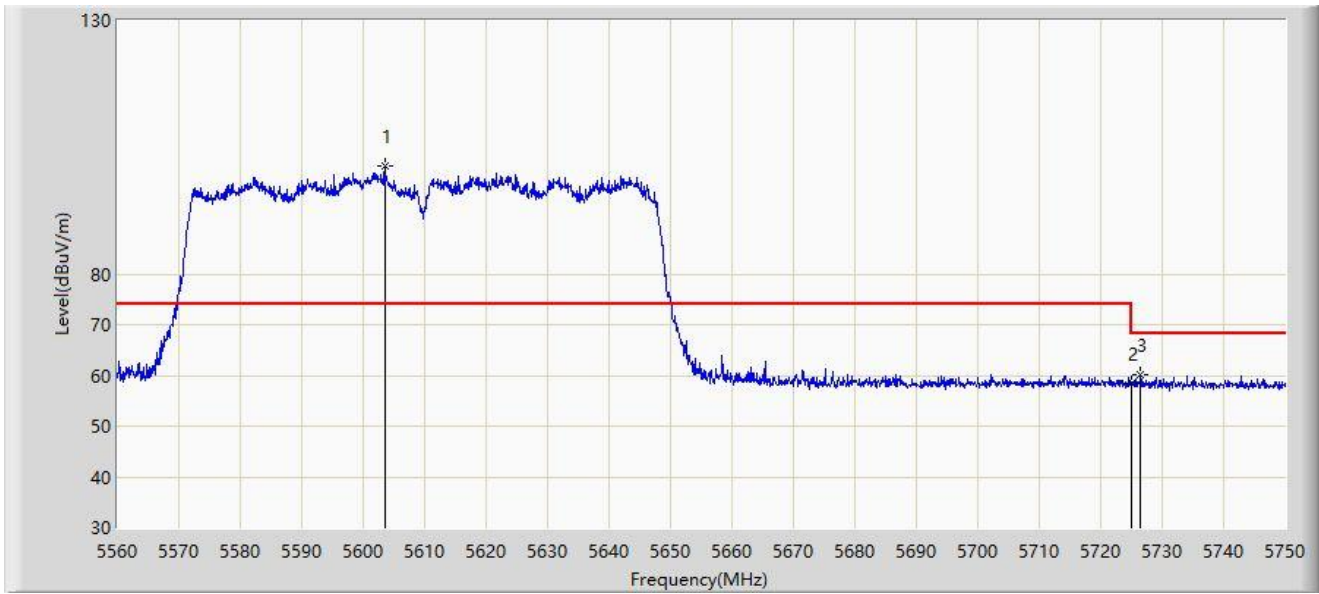
No	Mark	Frequency (MHz)	Measure Level (dB $\mu$ V/m)	Reading Level (dB $\mu$ V)	Margin (dB)	Limit (dB $\mu$ V/m)	Factor (dB/m)	Type
1	*	5453.960	52.607	49.492	-1.393	54.000	3.115	AV
2		5460.000	51.709	48.490	-2.291	54.000	3.219	AV
3		5521.925	102.596	99.487	N/A	N/A	3.109	AV

Note 1: " \* ", means this data is the worst emission level.

Note 2: Measure Level (dB $\mu$ V/m) = Reading Level (dB $\mu$ V) + Factor (dB/m).

Note 3: Factor (dB/m) = Cable Loss (dB) + Antenna Factor (dB/m) - Pre\_Amplifier Gain (dB).

Site: WZ-AC2	Test Date: 2023-08-27
Limit: FCC_5G_RE(3m)	Engineer: Bob Zhang
Probe: BBHA9120D_1457_1-18GHz	Polarity: Horizontal
EUT: ACCESS POINT	Power: AC 120V/60Hz
Test Mode: Transmit by 802.11ac-VHT80 at 5610MHz	



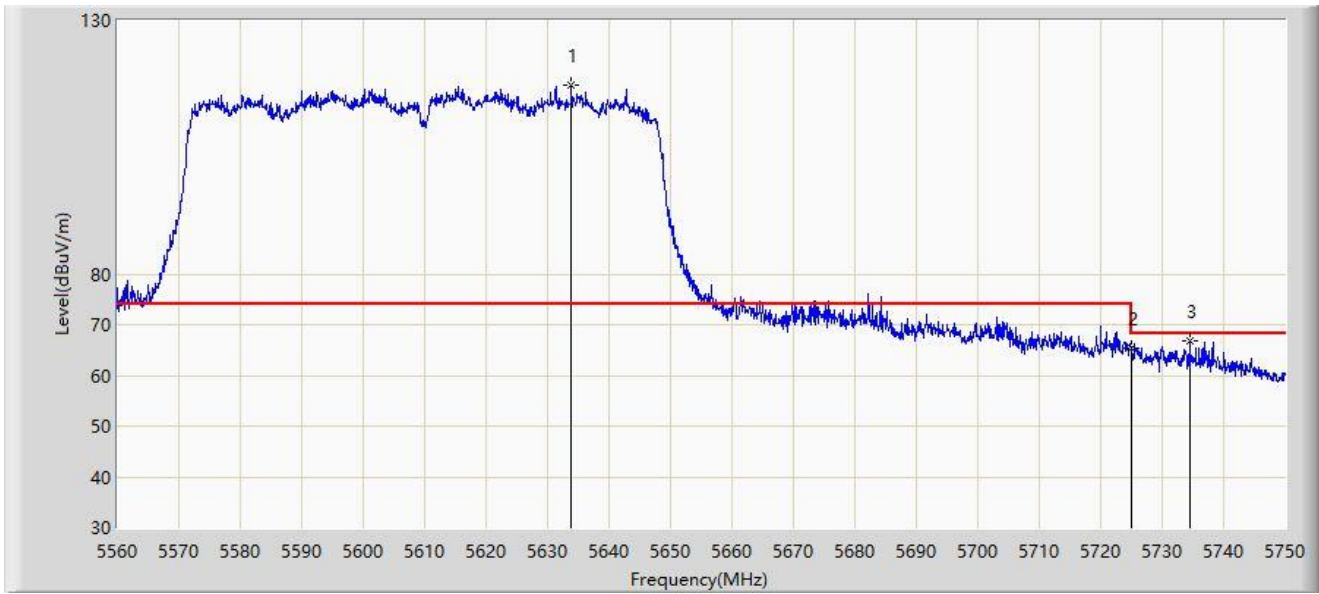
No	Mark	Frequency (MHz)	Measure Level (dB $\mu$ V/m)	Reading Level (dB $\mu$ V)	Margin (dB)	Limit (dB $\mu$ V/m)	Factor (dB/m)	Type
1		5603.510	101.370	97.781	N/A	N/A	3.589	PK
2		5725.000	58.473	53.785	-9.727	68.200	4.688	PK
3	*	5726.535	60.265	55.575	-7.935	68.200	4.690	PK

Note 1: " \* ", means this data is the worst emission level.

Note 2: Measure Level (dB $\mu$ V/m) = Reading Level (dB $\mu$ V) + Factor (dB/m).

Note 3: Factor (dB/m) = Cable Loss (dB) + Antenna Factor (dB/m) - Pre\_Amplifier Gain (dB).

Site: WZ-AC2	Test Date: 2023-08-27
Limit: FCC_5G_RE(3m)	Engineer: Bob Zhang
Probe: BBHA9120D_1457_1-18GHz	Polarity: Vertical
EUT: ACCESS POINT	Power: AC 120V/60Hz
Test Mode: Transmit by 802.11ac-VHT80 at 5610MHz	



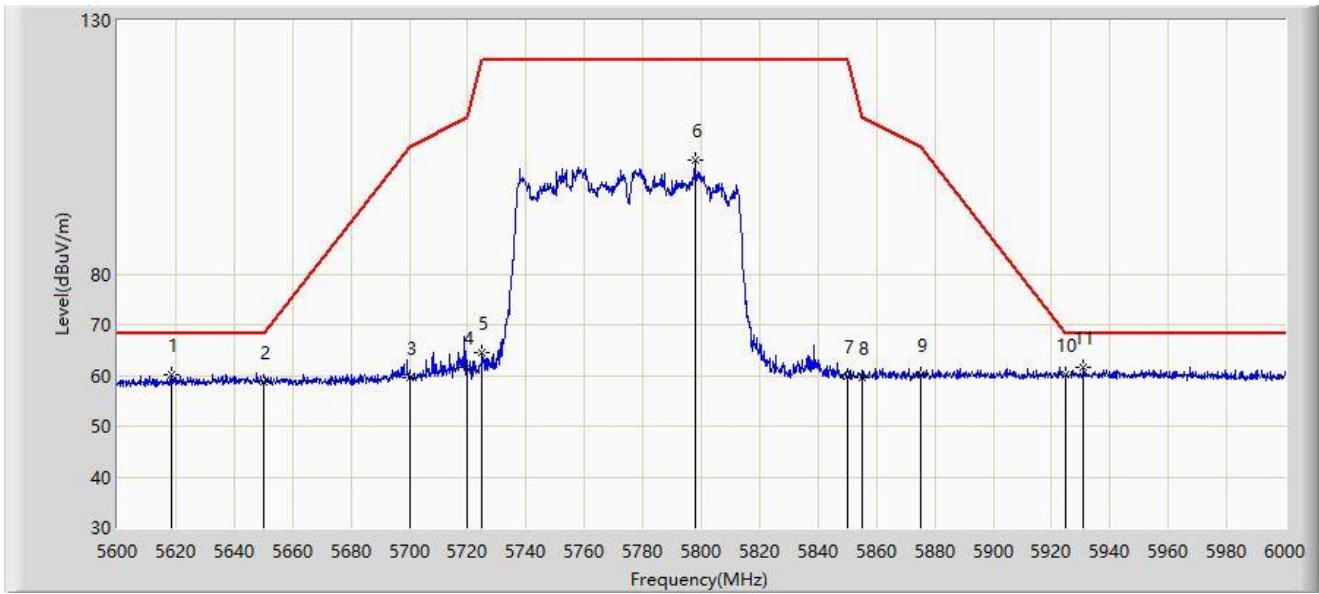
No	Mark	Frequency (MHz)	Measure Level (dB $\mu$ V/m)	Reading Level (dB $\mu$ V)	Margin (dB)	Limit (dB $\mu$ V/m)	Factor (dB/m)	Type
1		5633.910	117.220	113.097	N/A	N/A	4.122	PK
2		5725.000	65.415	60.727	-2.785	68.200	4.688	PK
3	*	5734.420	66.852	62.303	-1.348	68.200	4.549	PK

Note 1: " \* ", means this data is the worst emission level.

Note 2: Measure Level (dB $\mu$ V/m) = Reading Level (dB $\mu$ V) + Factor (dB/m).

Note 3: Factor (dB/m) = Cable Loss (dB) + Antenna Factor (dB/m) - Pre\_Amplifier Gain (dB).

Site: WZ-AC2	Test Date: 2023-08-27
Limit: FCC_5.8G_RE(3m)	Engineer: Bob Zhang
Probe: BBHA9120D_1457_1-18GHz	Polarity: Horizontal
EUT: ACCESS POINT	Power: AC 120V/60Hz
Test Mode: Transmit by 802.11ac-VHT80 at 5775MHz	



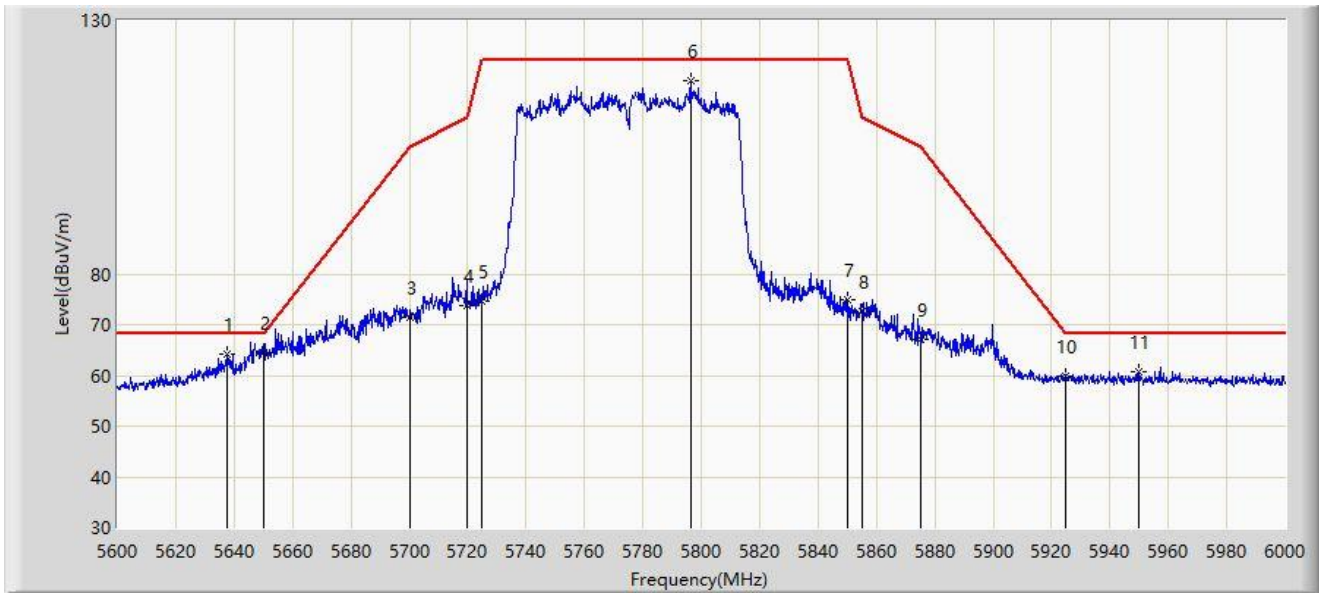
No	Mark	Frequency (MHz)	Measure Level (dB $\mu$ V/m)	Reading Level (dB $\mu$ V)	Margin (dB)	Limit (dB $\mu$ V/m)	Factor (dB/m)	Type
1		5618.600	60.166	56.307	-8.034	68.200	3.859	PK
2		5650.000	58.838	54.678	-9.362	68.200	4.160	PK
3		5700.000	59.462	55.032	-45.738	105.200	4.430	PK
4		5720.000	61.636	56.986	-49.164	110.800	4.649	PK
5		5725.000	64.573	59.885	-57.627	122.200	4.688	PK
6		5797.800	102.578	97.516	N/A	N/A	5.062	PK
7		5850.000	59.731	54.771	-62.469	122.200	4.960	PK
8		5855.000	59.669	54.650	-51.131	110.800	5.019	PK
9		5875.000	60.254	55.118	-44.946	105.200	5.136	PK
10		5925.000	60.174	54.904	-8.026	68.200	5.271	PK
11	*	5931.000	61.690	56.389	-6.510	68.200	5.302	PK

Note 1: " \* ", means this data is the worst emission level.

Note 2: Measure Level (dB $\mu$ V/m) = Reading Level (dB $\mu$ V) + Factor (dB/m).

Note 3: Factor (dB/m) = Cable Loss (dB) + Antenna Factor (dB/m) - Pre\_Amplifier Gain (dB).

Site: WZ-AC2	Test Date: 2023-08-27
Limit: FCC_5.8G_RE(3m)	Engineer: Bob Zhang
Probe: BBHA9120D_1457_1-18GHz	Polarity: Vertical
EUT: ACCESS POINT	Power: AC 120V/60Hz
Test Mode: Transmit by 802.11ac-VHT80 at 5775MHz	



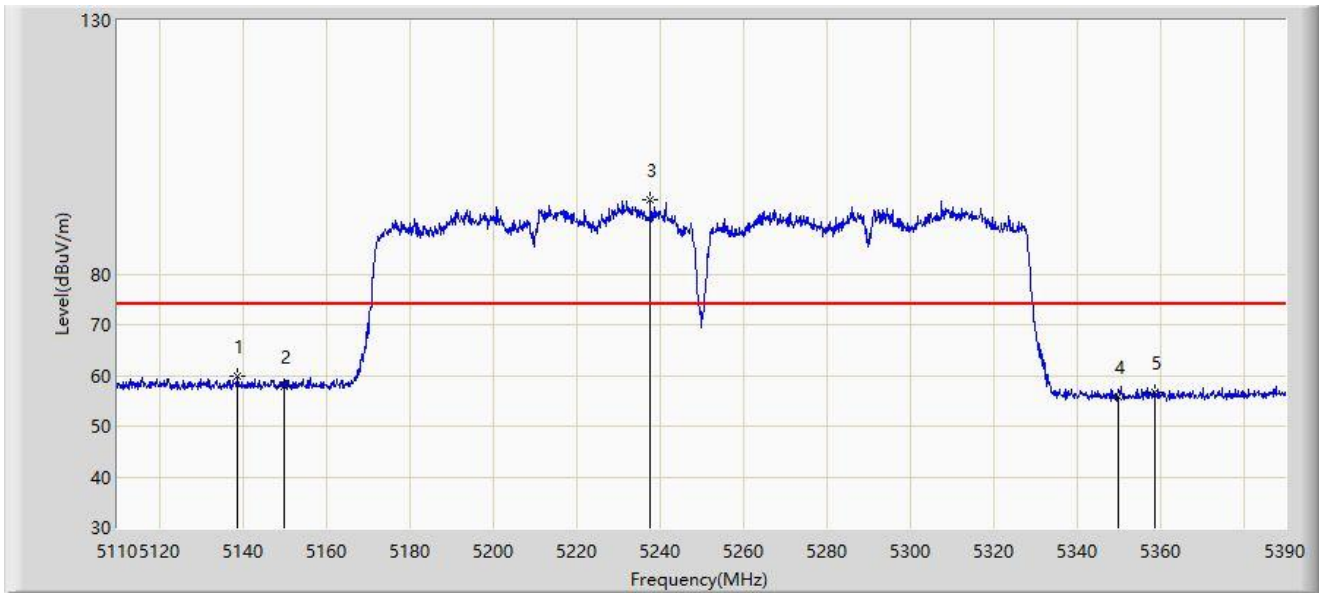
No	Mark	Frequency (MHz)	Measure Level (dB $\mu$ V/m)	Reading Level (dB $\mu$ V)	Margin (dB)	Limit (dB $\mu$ V/m)	Factor (dB/m)	Type
1		5637.400	64.277	60.113	-3.923	68.200	4.164	PK
2	*	5650.000	64.619	60.459	-3.581	68.200	4.160	PK
3		5700.000	71.317	66.887	-33.883	105.200	4.430	PK
4		5720.000	73.652	69.002	-37.148	110.800	4.649	PK
5		5725.000	74.731	70.043	-47.469	122.200	4.688	PK
6		5796.400	117.985	112.922	N/A	N/A	5.062	PK
7		5850.000	75.047	70.087	-47.153	122.200	4.960	PK
8		5855.000	72.719	67.700	-38.081	110.800	5.019	PK
9		5875.000	67.191	62.055	-38.009	105.200	5.136	PK
10		5925.000	59.913	54.643	-8.287	68.200	5.271	PK
11		5950.000	60.625	55.239	-7.575	68.200	5.386	PK

Note 1: " \* ", means this data is the worst emission level.

Note 2: Measure Level (dB $\mu$ V/m) = Reading Level (dB $\mu$ V) + Factor (dB/m).

Note 3: Factor (dB/m) = Cable Loss (dB) + Antenna Factor (dB/m) - Pre\_Amplifier Gain (dB).

Site: WZ-AC2	Test Date: 2023-08-29
Limit: FCC_5G_RE(3m)	Engineer: Bob Zhang
Probe: BBHA9120D_1457_1-18GHz	Polarity: Horizontal
EUT: ACCESS POINT	Power: AC 120V/60Hz
Test Mode: Transmit by 802.11ac-VHT80+80 at 5210+5290MHz	



No	Mark	Frequency (MHz)	Measure Level (dB $\mu$ V/m)	Reading Level (dB $\mu$ V)	Margin (dB)	Limit (dB $\mu$ V/m)	Factor (dB/m)	Type
1	*	5138.840	59.940	56.578	-14.060	74.000	3.362	PK
2		5150.000	57.963	54.464	-16.037	74.000	3.499	PK
3		5237.820	94.515	91.258	N/A	N/A	3.257	PK
4		5350.000	55.912	53.081	-18.088	74.000	2.832	PK
5		5358.920	56.531	53.700	-17.469	74.000	2.831	PK

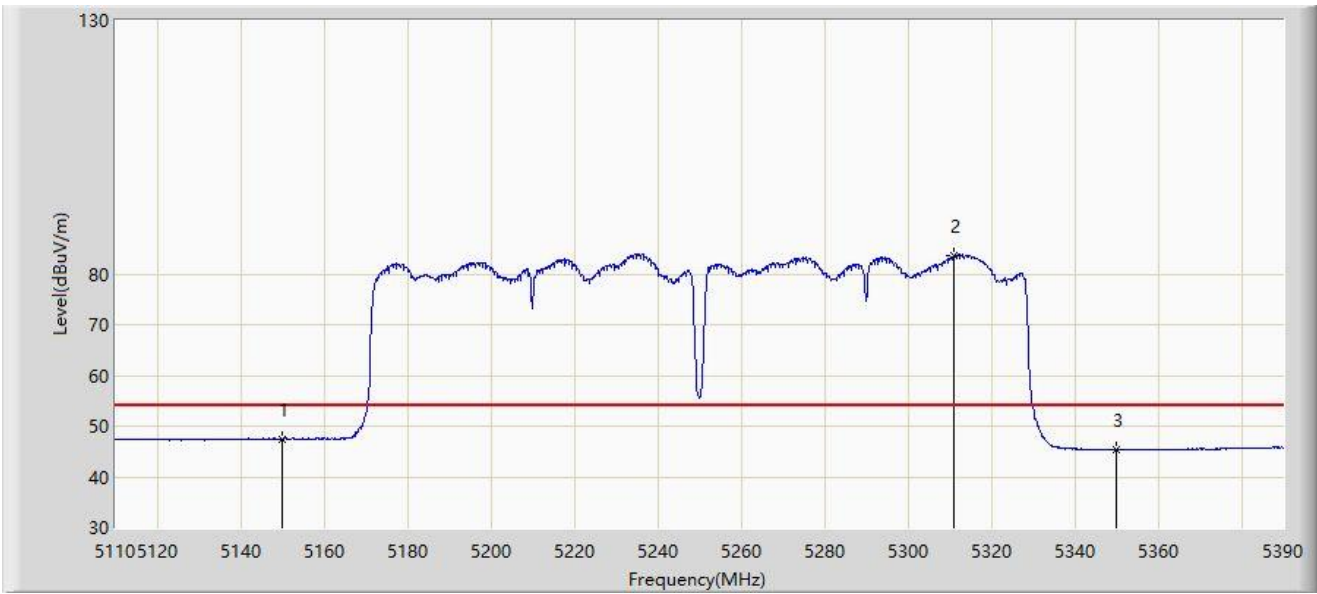
Note 1: " \* ", means this data is the worst emission level.

Note 2: Measure Level (dB $\mu$ V/m) = Reading Level (dB $\mu$ V) + Factor (dB/m).

Note 3: Factor (dB/m) = Cable Loss (dB) + Antenna Factor (dB/m) - Pre\_Amplifier Gain (dB).



Site: WZ-AC2	Test Date: 2023-08-29
Limit: FCC_5G_RE(3m)	Engineer: Bob Zhang
Probe: BBHA9120D_1457_1-18GHz	Polarity: Horizontal
EUT: ACCESS POINT	Power: AC 120V/60Hz
Test Mode: Transmit by 802.11ac-VHT80+80 at 5210+5290MHz	



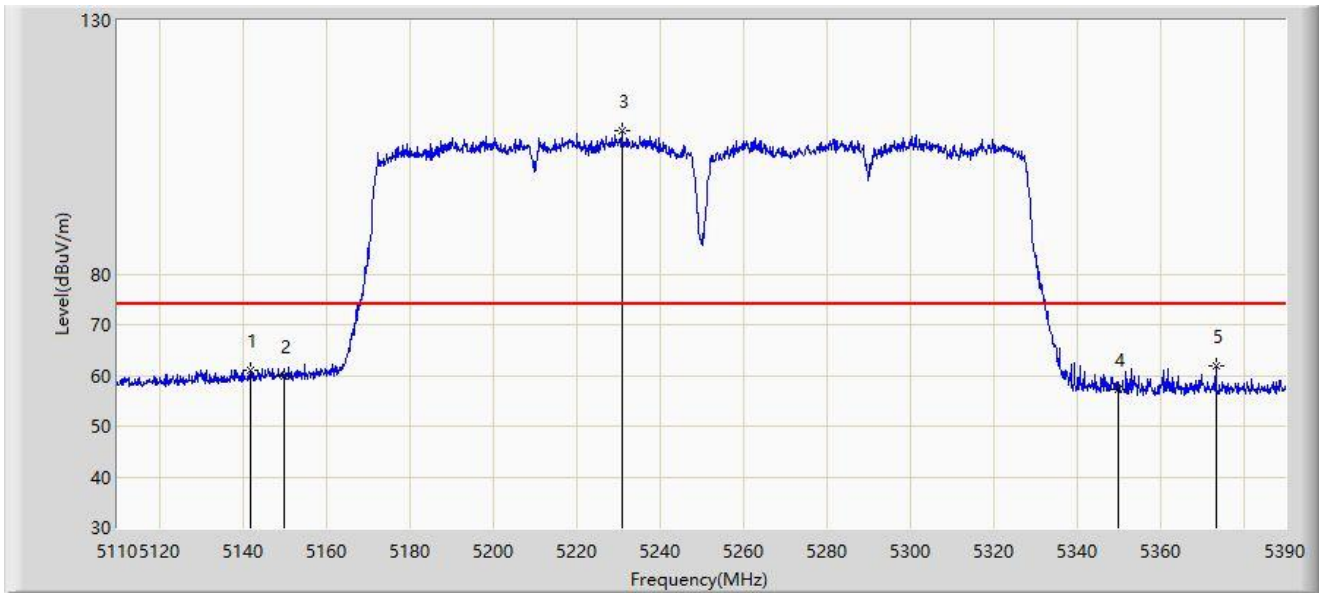
No	Mark	Frequency (MHz)	Measure Level (dB $\mu$ V/m)	Reading Level (dB $\mu$ V)	Margin (dB)	Limit (dB $\mu$ V/m)	Factor (dB/m)	Type
1	*	5150.000	47.494	43.995	-6.506	54.000	3.499	AV
2		5311.180	83.596	80.676	N/A	N/A	2.921	AV
3		5350.000	45.353	42.522	-8.647	54.000	2.832	AV

Note 1: " \* ", means this data is the worst emission level.

Note 2: Measure Level (dB $\mu$ V/m) = Reading Level (dB $\mu$ V) + Factor (dB/m).

Note 3: Factor (dB/m) = Cable Loss (dB) + Antenna Factor (dB/m) - Pre\_Amplifier Gain (dB).

Site: WZ-AC2	Test Date: 2023-08-29
Limit: FCC_5G_RE(3m)	Engineer: Bob Zhang
Probe: BBHA9120D_1457_1-18GHz	Polarity: Vertical
EUT: ACCESS POINT	Power: AC 120V/60Hz
Test Mode: Transmit by 802.11ac-VHT80+80 at 5210+5290MHz	



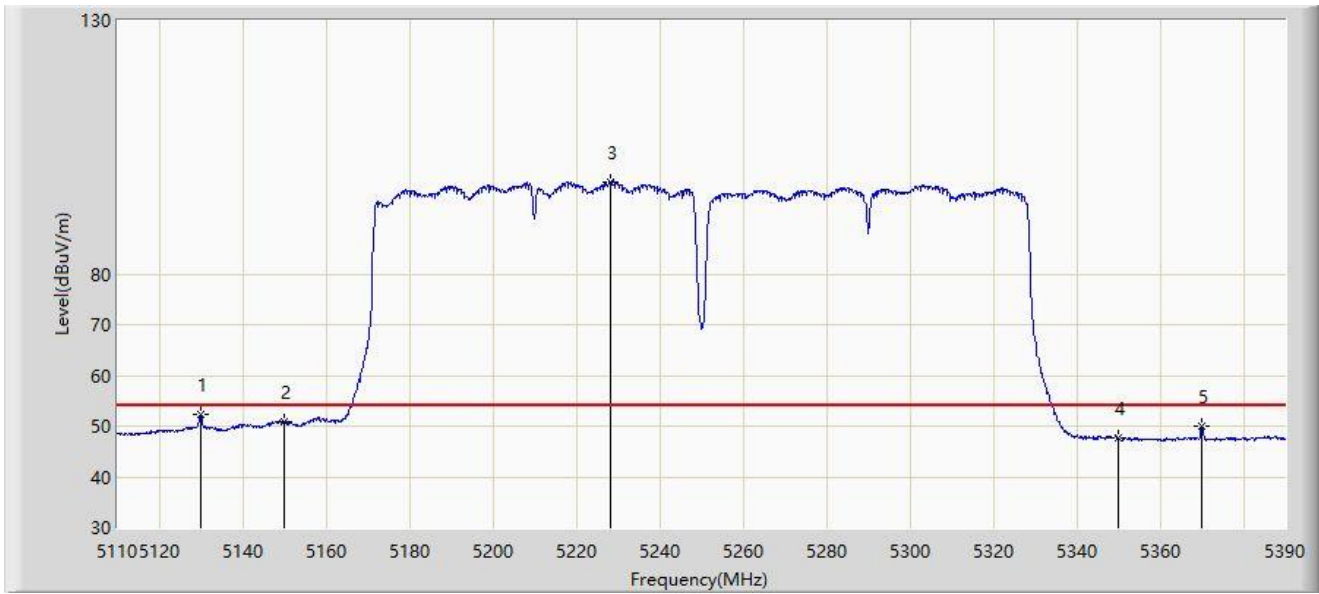
No	Mark	Frequency (MHz)	Measure Level (dBμV/m)	Reading Level (dBμV)	Margin (dB)	Limit (dBμV/m)	Factor (dB/m)	Type
1		5141.920	60.959	57.554	-13.041	74.000	3.406	PK
2		5150.000	59.918	56.419	-14.082	74.000	3.499	PK
3		5230.960	108.200	104.968	N/A	N/A	3.232	PK
4		5350.000	57.369	54.538	-16.631	74.000	2.832	PK
5	*	5373.340	61.746	58.781	-12.254	74.000	2.965	PK

Note 1: " \* ", means this data is the worst emission level.

Note 2: Measure Level (dBμV/m) = Reading Level (dBμV) + Factor (dB/m).

Note 3: Factor (dB/m) = Cable Loss (dB) + Antenna Factor (dB/m) - Pre\_Amplifier Gain (dB).

Site: WZ-AC2	Test Date: 2023-08-29
Limit: FCC_5G_RE(3m)	Engineer: Bob Zhang
Probe: BBHA9120D_1457_1-18GHz	Polarity: Vertical
EUT: ACCESS POINT	Power: AC 120V/60Hz
Test Mode: Transmit by 802.11ac-VHT80+80 at 5210+5290MHz	



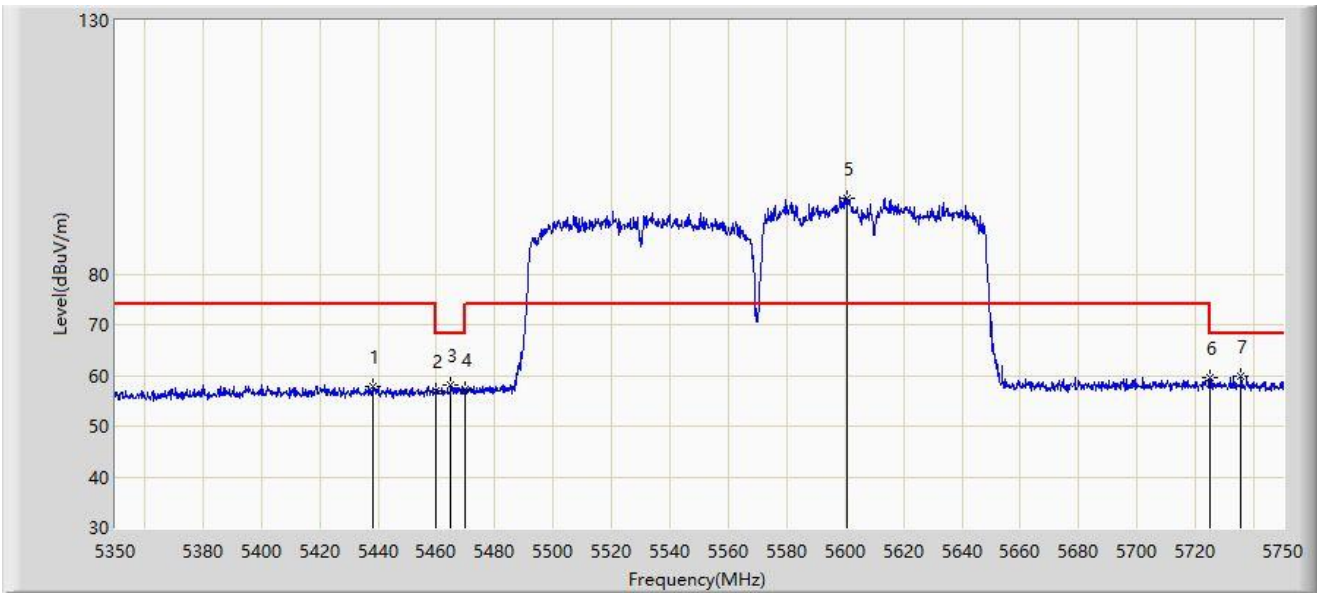
No	Mark	Frequency (MHz)	Measure Level (dBμV/m)	Reading Level (dBμV)	Margin (dB)	Limit (dBμV/m)	Factor (dB/m)	Type
1	*	5130.020	52.295	49.043	-1.705	54.000	3.252	AV
2		5150.000	50.887	47.388	-3.113	54.000	3.499	AV
3		5228.300	98.212	95.032	N/A	N/A	3.181	AV
4		5350.000	47.649	44.818	-6.351	54.000	2.832	AV
5		5369.980	50.076	47.178	-3.924	54.000	2.898	AV

Note 1: " \* ", means this data is the worst emission level.

Note 2: Measure Level (dBμV/m) = Reading Level (dBμV) + Factor (dB/m).

Note 3: Factor (dB/m) = Cable Loss (dB) + Antenna Factor (dB/m) - Pre\_Amplifier Gain (dB).

Site: WZ-AC2	Test Date: 2023-08-29
Limit: FCC_5G_RE(3m)	Engineer: Bob Zhang
Probe: BBHA9120D_1457_1-18GHz	Polarity: Horizontal
EUT: ACCESS POINT	Power: AC 120V/60Hz
Test Mode: Transmit by 802.11ac-VHT80+80 at 5530+5610MHz	



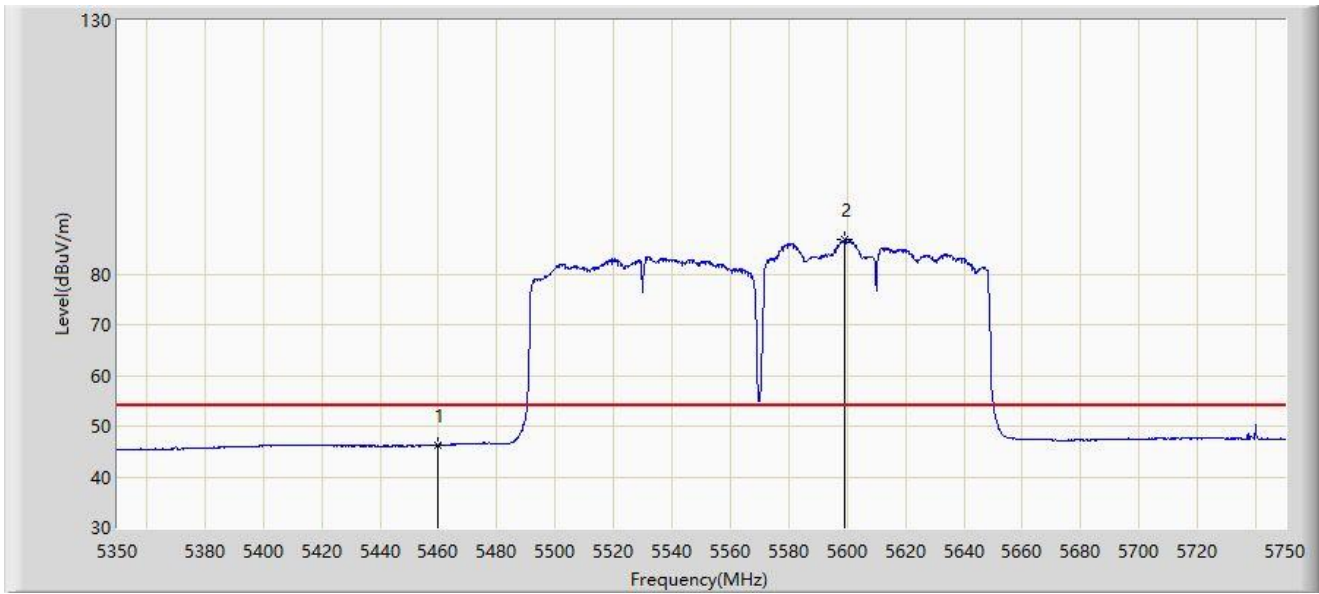
No	Mark	Frequency (MHz)	Measure Level (dBuV/m)	Reading Level (dBuV)	Margin (dB)	Limit (dBuV/m)	Factor (dB/m)	Type
1		5438.200	57.927	54.703	-16.073	74.000	3.224	PK
2		5460.000	57.020	53.801	-16.980	74.000	3.219	PK
3		5465.000	57.977	54.661	-10.223	68.200	3.316	PK
4		5470.000	57.302	53.890	-10.898	68.200	3.411	PK
5		5600.800	94.924	91.351	N/A	N/A	3.573	PK
6		5725.000	59.484	54.796	-8.716	68.200	4.688	PK
7	*	5735.600	59.887	55.359	-8.313	68.200	4.528	PK

Note 1: " \* ", means this data is the worst emission level.

Note 2: Measure Level (dBuV/m) = Reading Level (dBuV) + Factor (dB/m).

Note 3: Factor (dB/m) = Cable Loss (dB) + Antenna Factor (dB/m) - Pre\_Amplifier Gain (dB).

Site: WZ-AC2	Test Date: 2023-08-29
Limit: FCC_5G_RE(3m)	Engineer: Bob Zhang
Probe: BBHA9120D_1457_1-18GHz	Polarity: Horizontal
EUT: ACCESS POINT	Power: AC 120V/60Hz
Test Mode: Transmit by 802.11ac-VHT80+80 at 5530+5610MHz	



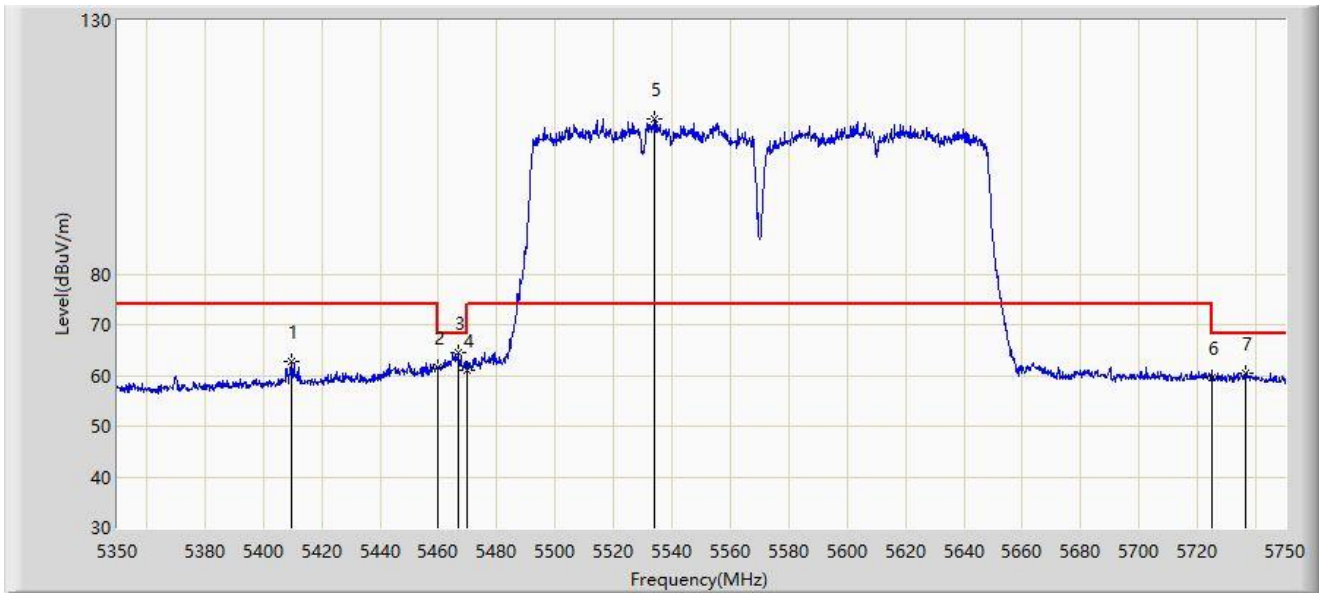
No	Mark	Frequency (MHz)	Measure Level (dB $\mu$ V/m)	Reading Level (dB $\mu$ V)	Margin (dB)	Limit (dB $\mu$ V/m)	Factor (dB/m)	Type
1	*	5460.000	46.298	43.079	-7.702	54.000	3.219	AV
2		5599.200	86.786	83.226	N/A	N/A	3.560	AV

Note 1: " \* ", means this data is the worst emission level.

Note 2: Measure Level (dB $\mu$ V/m) = Reading Level (dB $\mu$ V) + Factor (dB/m).

Note 3: Factor (dB/m) = Cable Loss (dB) + Antenna Factor (dB/m) - Pre\_Amplifier Gain (dB).

Site: WZ-AC2	Test Date: 2023-08-29
Limit: FCC_5G_RE(3m)	Engineer: Bob Zhang
Probe: BBHA9120D_1457_1-18GHz	Polarity: Vertical
EUT: ACCESS POINT	Power: AC 120V/60Hz
Test Mode: Transmit by 802.11ac-VHT80+80 at 5530+5610MHz	



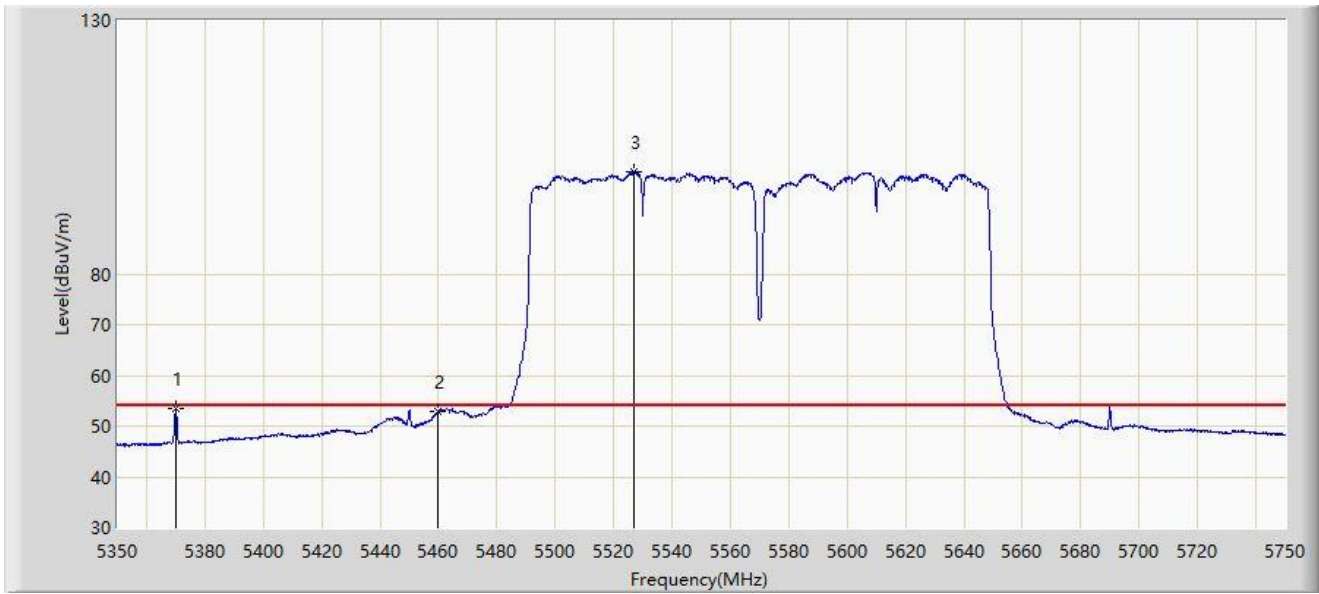
No	Mark	Frequency (MHz)	Measure Level (dBuV/m)	Reading Level (dBuV)	Margin (dB)	Limit (dBuV/m)	Factor (dB/m)	Type
1		5409.400	62.738	59.248	-11.262	74.000	3.490	PK
2		5460.000	61.521	58.302	-12.479	74.000	3.219	PK
3	*	5467.000	64.570	61.216	-3.630	68.200	3.354	PK
4		5470.000	60.955	57.543	-7.245	68.200	3.411	PK
5		5533.800	110.677	107.356	N/A	N/A	3.321	PK
6		5725.000	59.693	55.005	-8.507	68.200	4.688	PK
7		5736.400	60.318	55.804	-7.882	68.200	4.513	PK

Note 1: " \* ", means this data is the worst emission level.

Note 2: Measure Level (dBuV/m) = Reading Level (dBuV) + Factor (dB/m).

Note 3: Factor (dB/m) = Cable Loss (dB) + Antenna Factor (dB/m) - Pre\_Amplifier Gain (dB).

Site: WZ-AC2	Test Date: 2023-08-29
Limit: FCC_5G_RE(3m)	Engineer: Bob Zhang
Probe: BBHA9120D_1457_1-18GHz	Polarity: Vertical
EUT: ACCESS POINT	Power: AC 120V/60Hz
Test Mode: Transmit by 802.11ac-VHT80+80 at 5530+5610MHz	



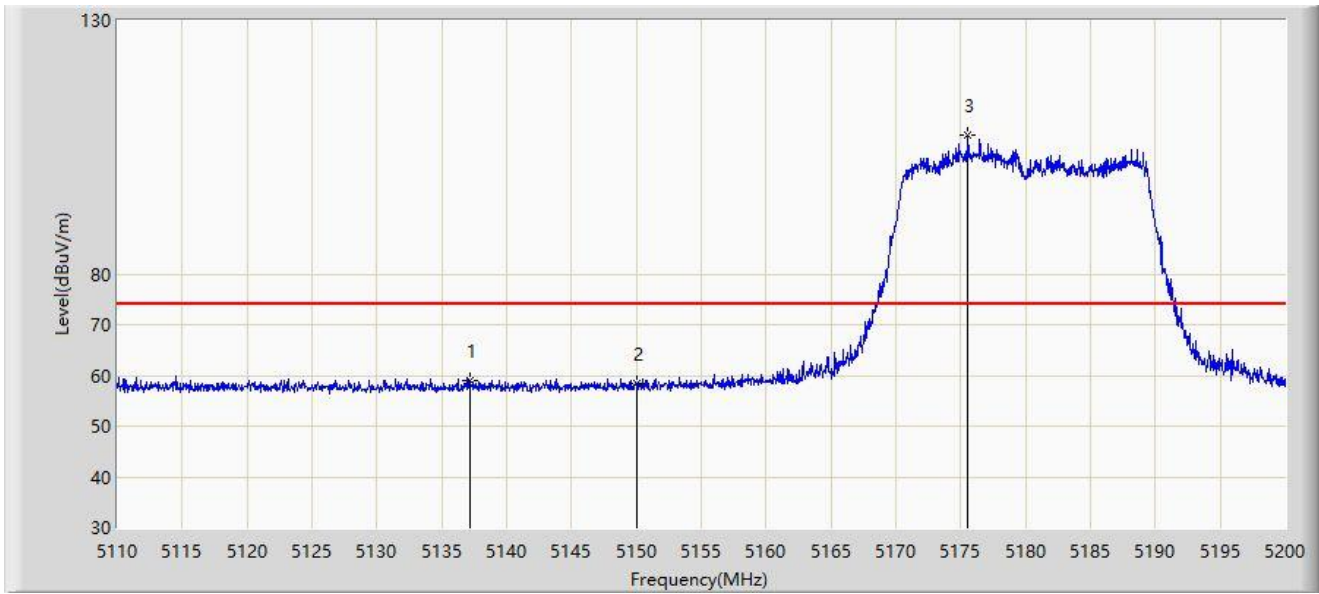
No	Mark	Frequency (MHz)	Measure Level (dB $\mu$ V/m)	Reading Level (dB $\mu$ V)	Margin (dB)	Limit (dB $\mu$ V/m)	Factor (dB/m)	Type
1	*	5370.000	53.427	50.528	-0.573	54.000	2.898	AV
2		5460.000	52.784	49.565	-1.216	54.000	3.219	AV
3		5527.000	100.230	97.012	N/A	N/A	3.218	AV

Note 1: " \* ", means this data is the worst emission level.

Note 2: Measure Level (dB $\mu$ V/m) = Reading Level (dB $\mu$ V) + Factor (dB/m).

Note 3: Factor (dB/m) = Cable Loss (dB) + Antenna Factor (dB/m) - Pre\_Amplifier Gain (dB).

Site: WZ-AC2	Test Date: 2023-08-29
Limit: FCC_5G_RE(3m)	Engineer: Bob Zhang
Probe: BBHA9120D_1457_1-18GHz	Polarity: Horizontal
EUT: ACCESS POINT	Power: AC 120V/60Hz
Test Mode: Transmit by 802.11ax-HE20 at 5180MHz	



No	Mark	Frequency (MHz)	Measure Level (dB $\mu$ V/m)	Reading Level (dB $\mu$ V)	Margin (dB)	Limit (dB $\mu$ V/m)	Factor (dB/m)	Type
1	*	5137.180	59.085	55.747	-14.915	74.000	3.339	PK
2		5150.000	58.489	54.990	-15.511	74.000	3.499	PK
3		5175.565	107.449	104.050	N/A	N/A	3.400	PK

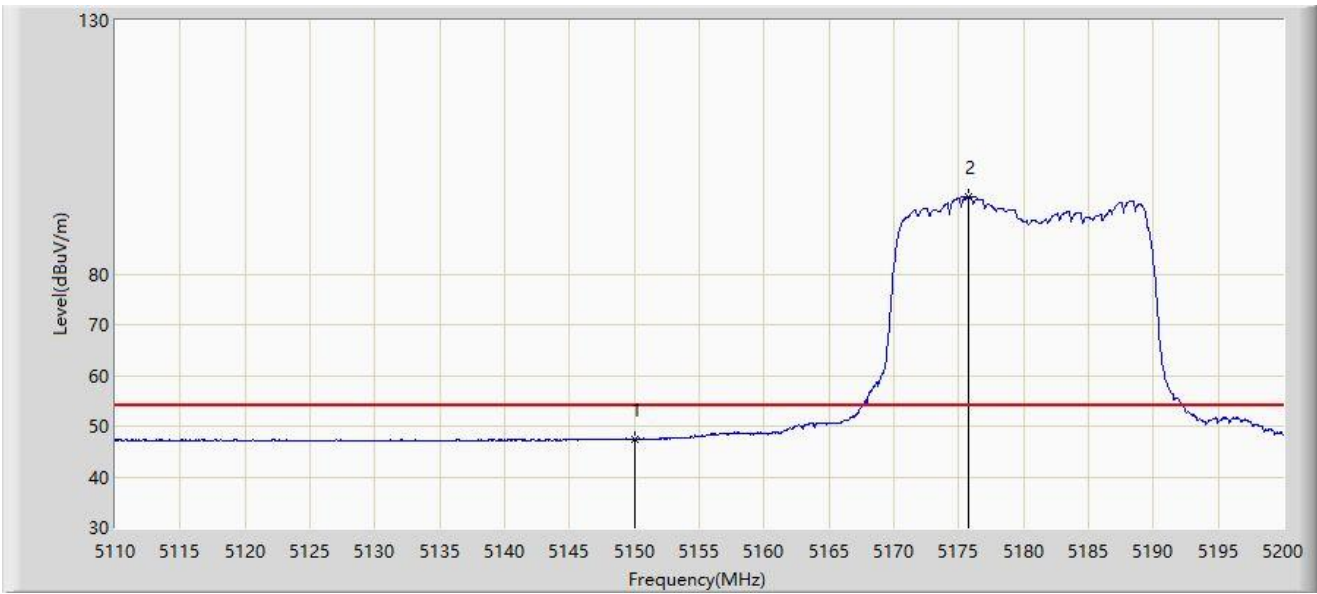
Note 1: " \* ", means this data is the worst emission level.

Note 2: Measure Level (dB $\mu$ V/m) = Reading Level (dB $\mu$ V) + Factor (dB/m).

Note 3: Factor (dB/m) = Cable Loss (dB) + Antenna Factor (dB/m) - Pre\_Amplifier Gain (dB).



Site: WZ-AC2	Test Date: 2023-08-29
Limit: FCC_5G_RE(3m)	Engineer: Bob Zhang
Probe: BBHA9120D_1457_1-18GHz	Polarity: Horizontal
EUT: ACCESS POINT	Power: AC 120V/60Hz
Test Mode: Transmit by 802.11ax-HE20 at 5180MHz	



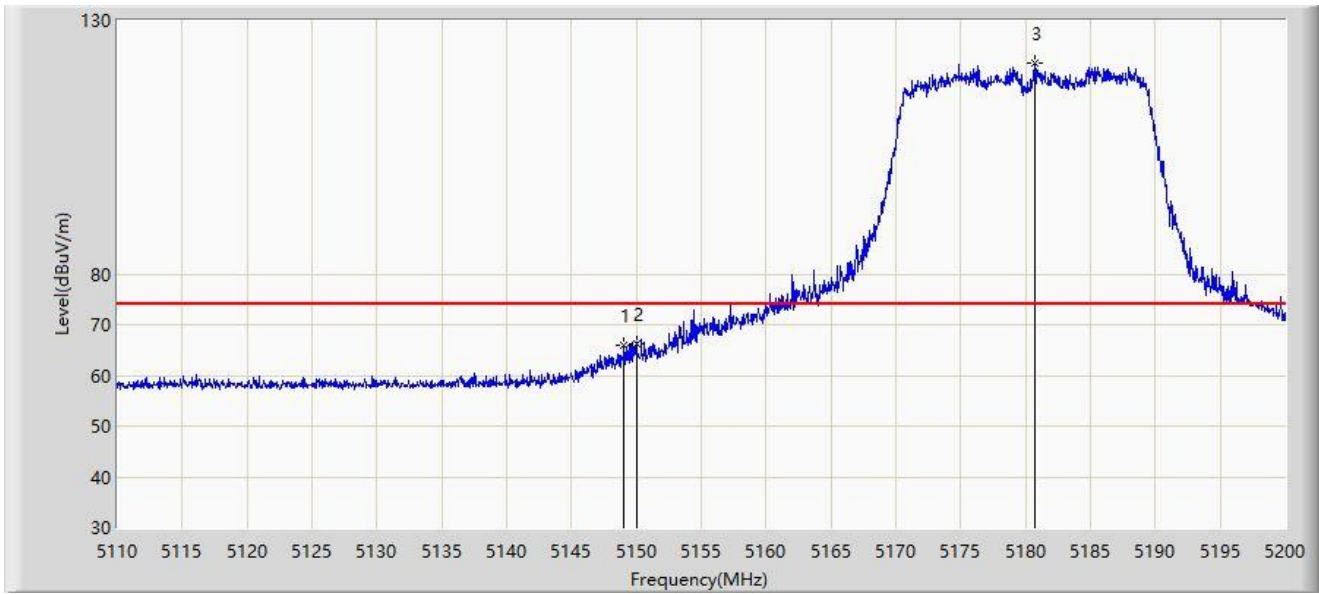
No	Mark	Frequency (MHz)	Measure Level (dB $\mu$ V/m)	Reading Level (dB $\mu$ V)	Margin (dB)	Limit (dB $\mu$ V/m)	Factor (dB/m)	Type
1	*	5150.000	47.521	44.022	-6.479	54.000	3.499	AV
2		5175.745	95.293	91.897	N/A	N/A	3.395	AV

Note 1: " \* ", means this data is the worst emission level.

Note 2: Measure Level (dB $\mu$ V/m) = Reading Level (dB $\mu$ V) + Factor (dB/m).

Note 3: Factor (dB/m) = Cable Loss (dB) + Antenna Factor (dB/m) - Pre\_Amplifier Gain (dB).

Site: WZ-AC2	Test Date: 2023-08-29
Limit: FCC_5G_RE(3m)	Engineer: Bob Zhang
Probe: BBHA9120D_1457_1-18GHz	Polarity: Vertical
EUT: ACCESS POINT	Power: AC 120V/60Hz
Test Mode: Transmit by 802.11ax-HE20 at 5180MHz	



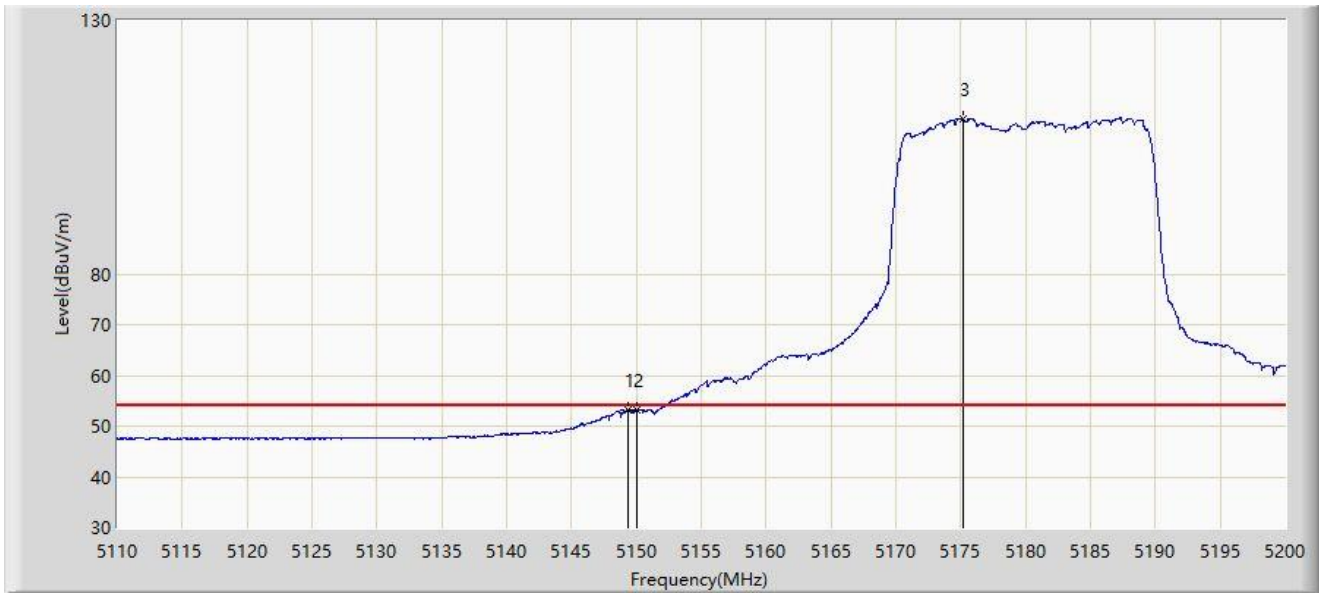
No	Mark	Frequency (MHz)	Measure Level (dBμV/m)	Reading Level (dBμV)	Margin (dB)	Limit (dBμV/m)	Factor (dB/m)	Type
1		5149.015	65.982	62.486	-8.018	74.000	3.496	PK
2	*	5150.000	66.217	62.718	-7.783	74.000	3.499	PK
3		5180.740	121.574	118.274	N/A	N/A	3.300	PK

Note 1: " \* ", means this data is the worst emission level.

Note 2: Measure Level (dBμV/m) = Reading Level (dBμV) + Factor (dB/m).

Note 3: Factor (dB/m) = Cable Loss (dB) + Antenna Factor (dB/m) - Pre\_Amplifier Gain (dB).

Site: WZ-AC2	Test Date: 2023-08-29
Limit: FCC_5G_RE(3m)	Engineer: Bob Zhang
Probe: BBHA9120D_1457_1-18GHz	Polarity: Vertical
EUT: ACCESS POINT	Power: AC 120V/60Hz
Test Mode: Transmit by 802.11ax-HE20 at 5180MHz	



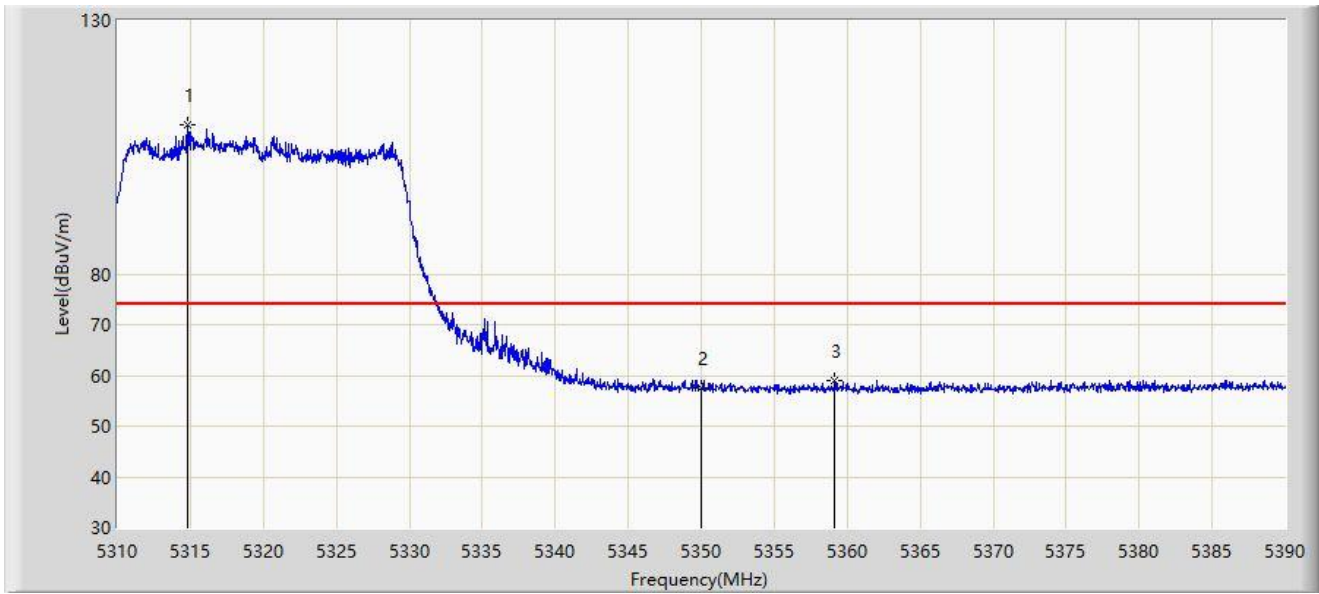
No	Mark	Frequency (MHz)	Measure Level (dB $\mu$ V/m)	Reading Level (dB $\mu$ V)	Margin (dB)	Limit (dB $\mu$ V/m)	Factor (dB/m)	Type
1	*	5149.330	53.085	49.588	-0.915	54.000	3.497	AV
2		5150.000	53.055	49.556	-0.945	54.000	3.499	AV
3		5175.160	110.598	107.191	N/A	N/A	3.407	AV

Note 1: " \* ", means this data is the worst emission level.

Note 2: Measure Level (dB $\mu$ V/m) = Reading Level (dB $\mu$ V) + Factor (dB/m).

Note 3: Factor (dB/m) = Cable Loss (dB) + Antenna Factor (dB/m) - Pre\_Amplifier Gain (dB).

Site: WZ-AC2	Test Date: 2023-08-29
Limit: FCC_5G_RE(3m)	Engineer: Bob Zhang
Probe: BBHA9120D_1457_1-18GHz	Polarity: Horizontal
EUT: ACCESS POINT	Power: AC 120V/60Hz
Test Mode: Transmit by 802.11ax-HE20 at 5320MHz	



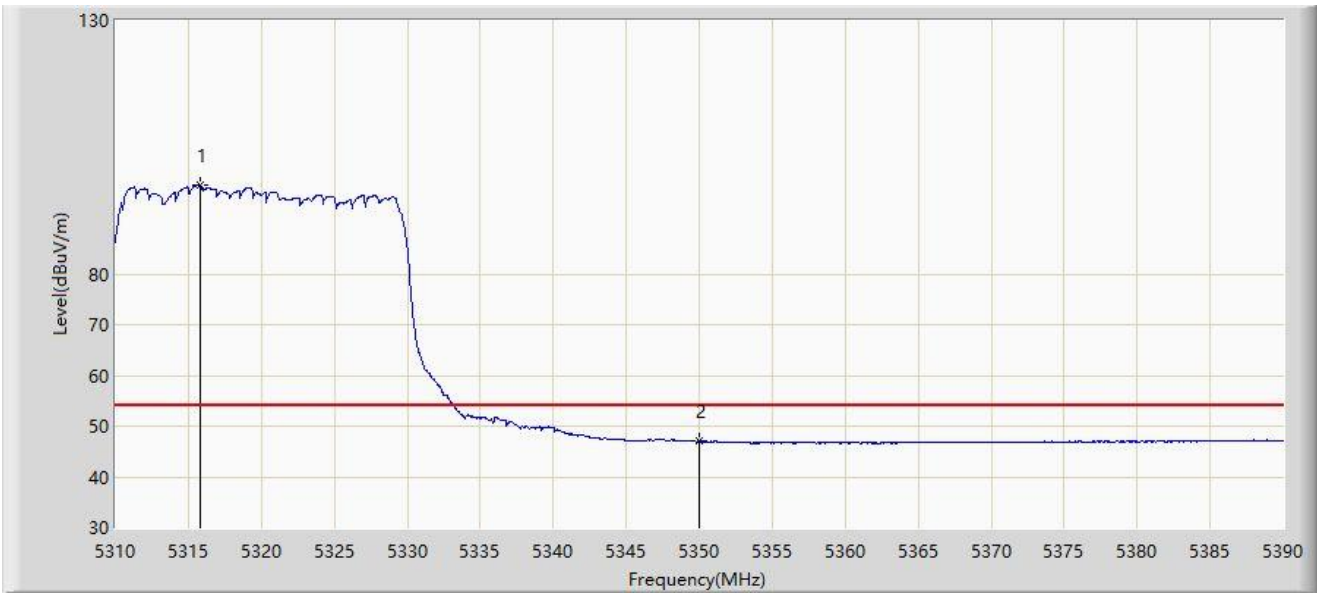
No	Mark	Frequency (MHz)	Measure Level (dB $\mu$ V/m)	Reading Level (dB $\mu$ V)	Margin (dB)	Limit (dB $\mu$ V/m)	Factor (dB/m)	Type
1		5314.840	109.347	106.368	N/A	N/A	2.979	PK
2		5350.000	57.487	54.656	-16.513	74.000	2.832	PK
3	*	5359.120	59.111	56.279	-14.889	74.000	2.832	PK

Note 1: " \* ", means this data is the worst emission level.

Note 2: Measure Level (dB $\mu$ V/m) = Reading Level (dB $\mu$ V) + Factor (dB/m).

Note 3: Factor (dB/m) = Cable Loss (dB) + Antenna Factor (dB/m) - Pre\_Amplifier Gain (dB).

Site: WZ-AC2	Test Date: 2023-08-29
Limit: FCC_5G_RE(3m)	Engineer: Bob Zhang
Probe: BBHA9120D_1457_1-18GHz	Polarity: Horizontal
EUT: ACCESS POINT	Power: AC 120V/60Hz
Test Mode: Transmit by 802.11ax-HE20 at 5320MHz	



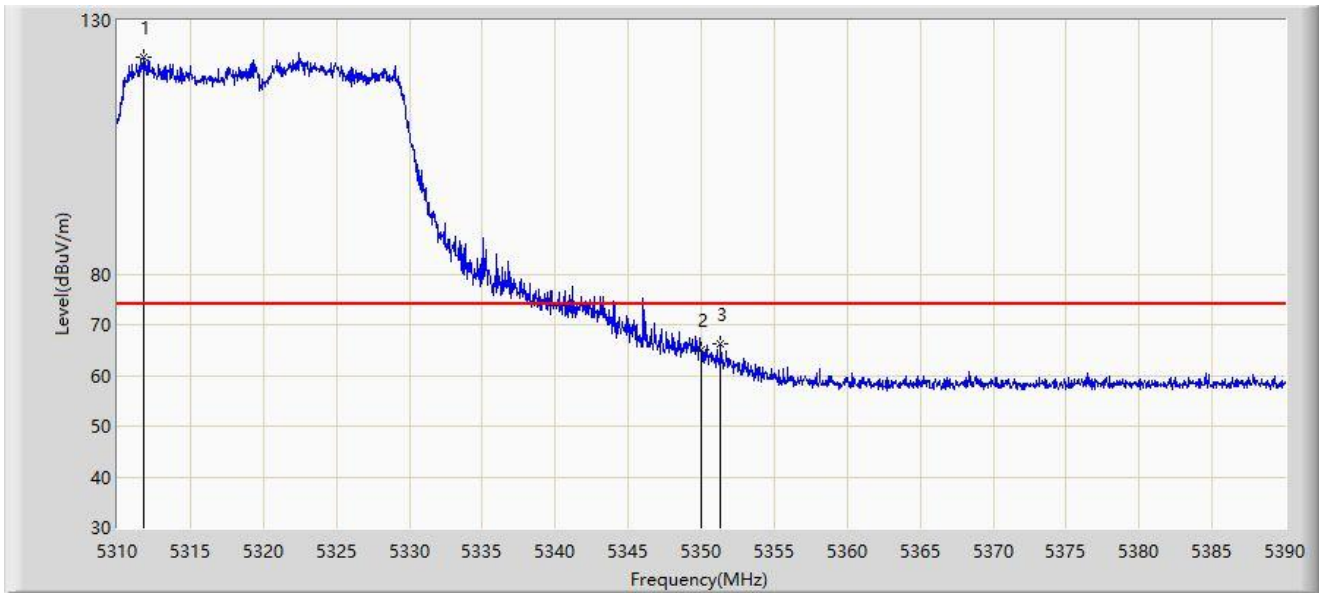
No	Mark	Frequency (MHz)	Measure Level (dB $\mu$ V/m)	Reading Level (dB $\mu$ V)	Margin (dB)	Limit (dB $\mu$ V/m)	Factor (dB/m)	Type
1		5315.800	97.424	94.428	N/A	N/A	2.995	AV
2	*	5350.000	47.065	44.234	-6.935	54.000	2.832	AV

Note 1: " \* ", means this data is the worst emission level.

Note 2: Measure Level (dB $\mu$ V/m) = Reading Level (dB $\mu$ V) + Factor (dB/m).

Note 3: Factor (dB/m) = Cable Loss (dB) + Antenna Factor (dB/m) - Pre\_Amplifier Gain (dB).

Site: WZ-AC2	Test Date: 2023-08-29
Limit: FCC_5G_RE(3m)	Engineer: Bob Zhang
Probe: BBHA9120D_1457_1-18GHz	Polarity: Vertical
EUT: ACCESS POINT	Power: AC 120V/60Hz
Test Mode: Transmit by 802.11ax-HE20 at 5320MHz	



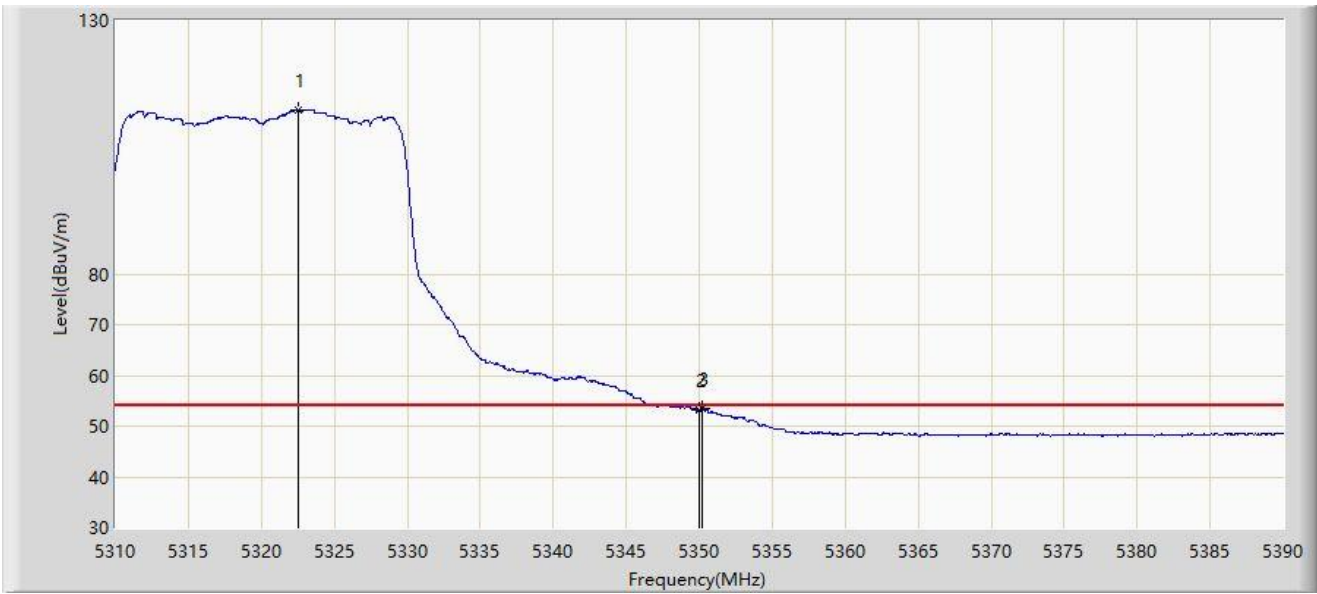
No	Mark	Frequency (MHz)	Measure Level (dB $\mu$ V/m)	Reading Level (dB $\mu$ V)	Margin (dB)	Limit (dB $\mu$ V/m)	Factor (dB/m)	Type
1		5311.800	122.797	119.867	N/A	N/A	2.929	PK
2		5350.000	65.056	62.225	-8.944	74.000	2.832	PK
3	*	5351.320	66.321	63.512	-7.679	74.000	2.809	PK

Note 1: " \* ", means this data is the worst emission level.

Note 2: Measure Level (dB $\mu$ V/m) = Reading Level (dB $\mu$ V) + Factor (dB/m).

Note 3: Factor (dB/m) = Cable Loss (dB) + Antenna Factor (dB/m) - Pre\_Amplifier Gain (dB).

Site: WZ-AC2	Test Date: 2023-08-29
Limit: FCC_5G_RE(3m)	Engineer: Bob Zhang
Probe: BBHA9120D_1457_1-18GHz	Polarity: Vertical
EUT: ACCESS POINT	Power: AC 120V/60Hz
Test Mode: Transmit by 802.11ax-HE20 at 5320MHz	



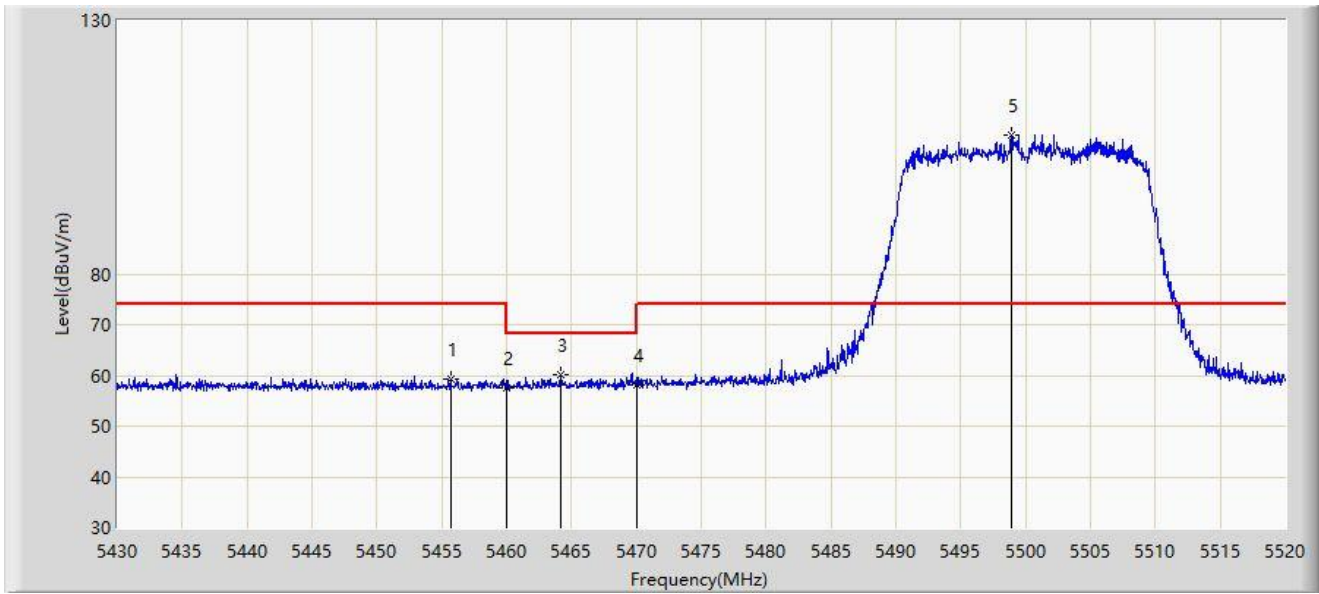
No	Mark	Frequency (MHz)	Measure Level (dB $\mu$ V/m)	Reading Level (dB $\mu$ V)	Margin (dB)	Limit (dB $\mu$ V/m)	Factor (dB/m)	Type
1		5322.520	112.280	109.256	N/A	N/A	3.024	AV
2		5350.000	53.328	50.497	-0.672	54.000	2.832	AV
3	*	5350.200	53.448	50.620	-0.552	54.000	2.828	AV

Note 1: " \* ", means this data is the worst emission level.

Note 2: Measure Level (dB $\mu$ V/m) = Reading Level (dB $\mu$ V) + Factor (dB/m).

Note 3: Factor (dB/m) = Cable Loss (dB) + Antenna Factor (dB/m) - Pre\_Amplifier Gain (dB).

Site: WZ-AC2	Test Date: 2023-08-29
Limit: FCC_5G_RE(3m)	Engineer: Bob Zhang
Probe: BBHA9120D_1457_1-18GHz	Polarity: Horizontal
EUT: ACCESS POINT	Power: AC 120V/60Hz
Test Mode: Transmit by 802.11ax-HE20 at 5500MHz	



No	Mark	Frequency (MHz)	Measure Level (dB $\mu$ V/m)	Reading Level (dB $\mu$ V)	Margin (dB)	Limit (dB $\mu$ V/m)	Factor (dB/m)	Type
1		5455.695	59.388	56.247	-14.612	74.000	3.141	PK
2		5460.000	57.602	54.383	-16.398	74.000	3.219	PK
3	*	5464.155	60.033	56.734	-8.167	68.200	3.299	PK
4		5470.000	58.134	54.722	-10.066	68.200	3.411	PK
5		5498.895	107.348	104.085	N/A	N/A	3.264	PK

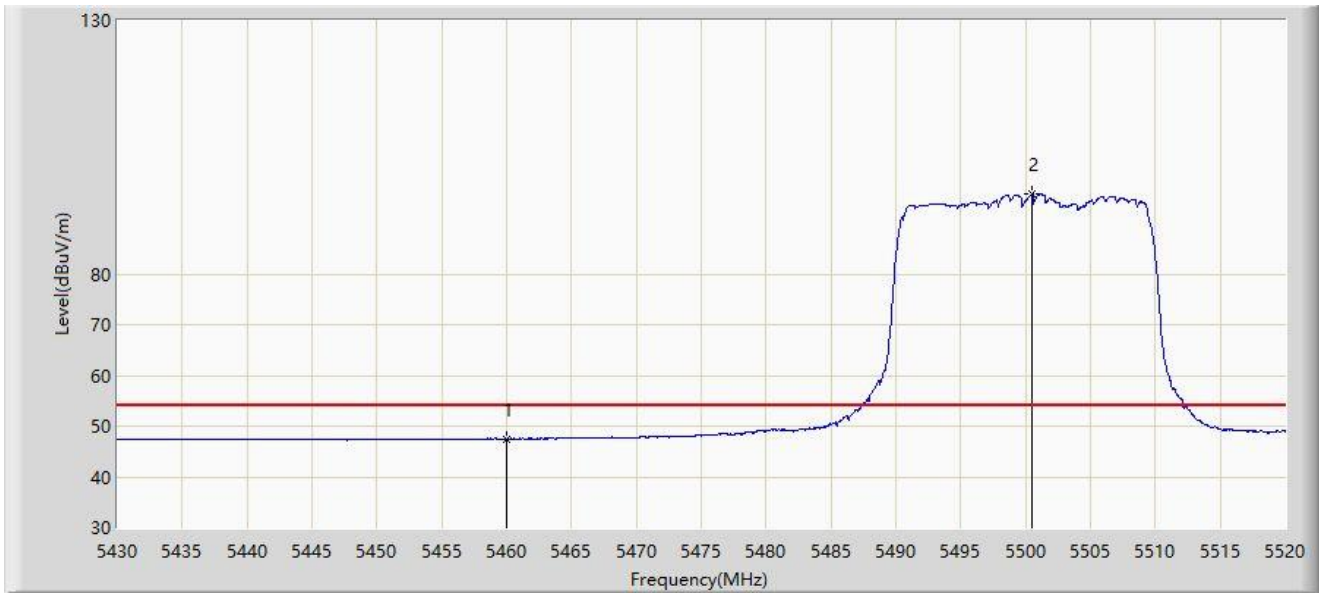
Note 1: " \* ", means this data is the worst emission level.

Note 2: Measure Level (dB $\mu$ V/m) = Reading Level (dB $\mu$ V) + Factor (dB/m).

Note 3: Factor (dB/m) = Cable Loss (dB) + Antenna Factor (dB/m) - Pre\_Amplifier Gain (dB).



Site: WZ-AC2	Test Date: 2023-08-29
Limit: FCC_5G_RE(3m)	Engineer: Bob Zhang
Probe: BBHA9120D_1457_1-18GHz	Polarity: Horizontal
EUT: ACCESS POINT	Power: AC 120V/60Hz
Test Mode: Transmit by 802.11ax-HE20 at 5500MHz	



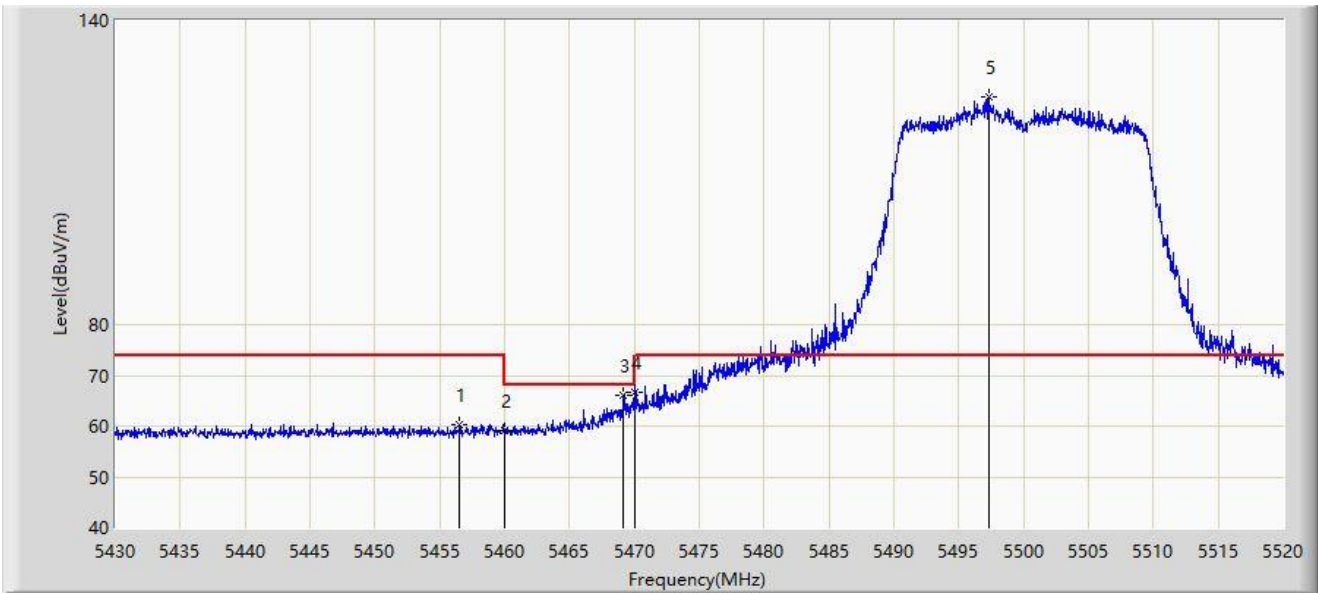
No	Mark	Frequency (MHz)	Measure Level (dB $\mu$ V/m)	Reading Level (dB $\mu$ V)	Margin (dB)	Limit (dB $\mu$ V/m)	Factor (dB/m)	Type
1	*	5460.000	47.468	44.249	-6.532	54.000	3.219	AV
2		5500.515	95.742	92.490	N/A	N/A	3.252	AV

Note 1: " \* ", means this data is the worst emission level.

Note 2: Measure Level (dB $\mu$ V/m) = Reading Level (dB $\mu$ V) + Factor (dB/m).

Note 3: Factor (dB/m) = Cable Loss (dB) + Antenna Factor (dB/m) - Pre\_Amplifier Gain (dB).

Site: WZ-AC2	Test Date: 2023-08-29
Limit: FCC_5G_RE(3m)	Engineer: Bob Zhang
Probe: BBHA9120D_1457_1-18GHz	Polarity: Vertical
EUT: ACCESS POINT	Power: AC 120V/60Hz
Test Mode: Transmit by 802.11ax-HE20 at 5500MHz	



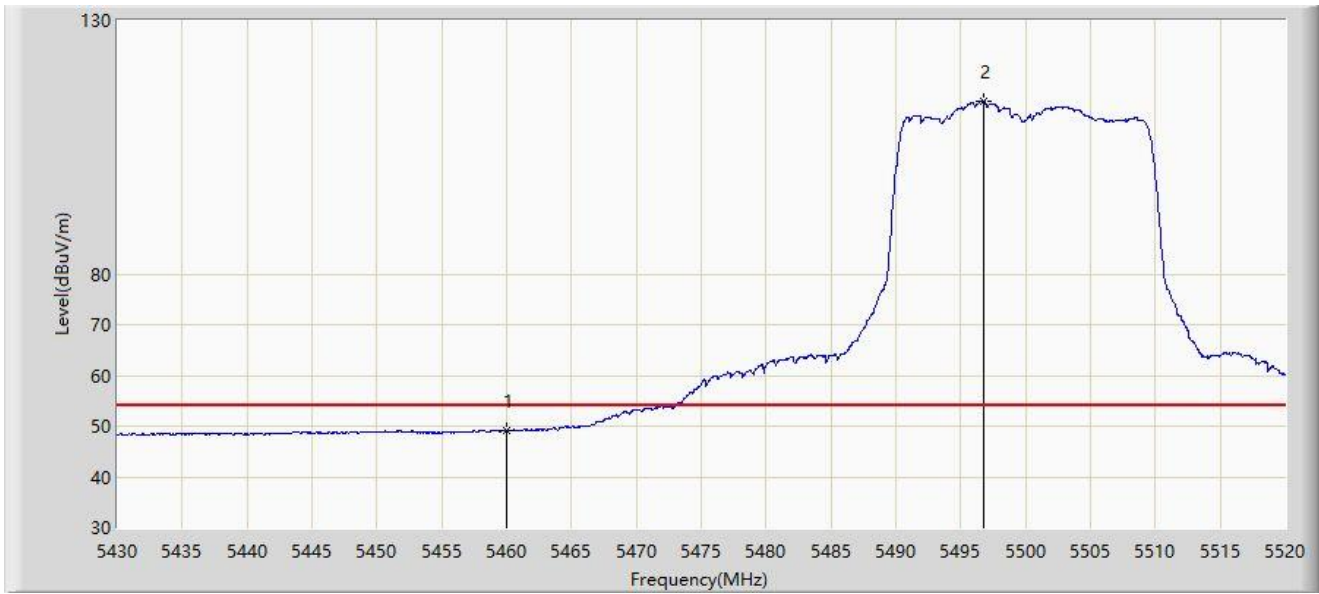
No	Mark	Frequency (MHz)	Measure Level (dBμV/m)	Reading Level (dBμV)	Margin (dB)	Limit (dBμV/m)	Factor (dB/m)	Type
1		5456.505	60.393	57.240	-13.607	74.000	3.154	PK
2		5460.000	59.047	55.828	-14.953	74.000	3.219	PK
3		5469.150	66.225	62.829	-1.975	68.200	3.396	PK
4	*	5470.000	66.738	63.326	-1.462	68.200	3.411	PK
5		5497.365	124.888	121.614	N/A	N/A	3.274	PK

Note 1: " \* ", means this data is the worst emission level.

Note 2: Measure Level (dBμV/m) = Reading Level (dBμV) + Factor (dB/m).

Note 3: Factor (dB/m) = Cable Loss (dB) + Antenna Factor (dB/m) - Pre\_Amplifier Gain (dB).

Site: WZ-AC2	Test Date: 2023-08-29
Limit: FCC_5G_RE(3m)	Engineer: Bob Zhang
Probe: BBHA9120D_1457_1-18GHz	Polarity: Vertical
EUT: ACCESS POINT	Power: AC 120V/60Hz
Test Mode: Transmit by 802.11ax-HE20 at 5500MHz	



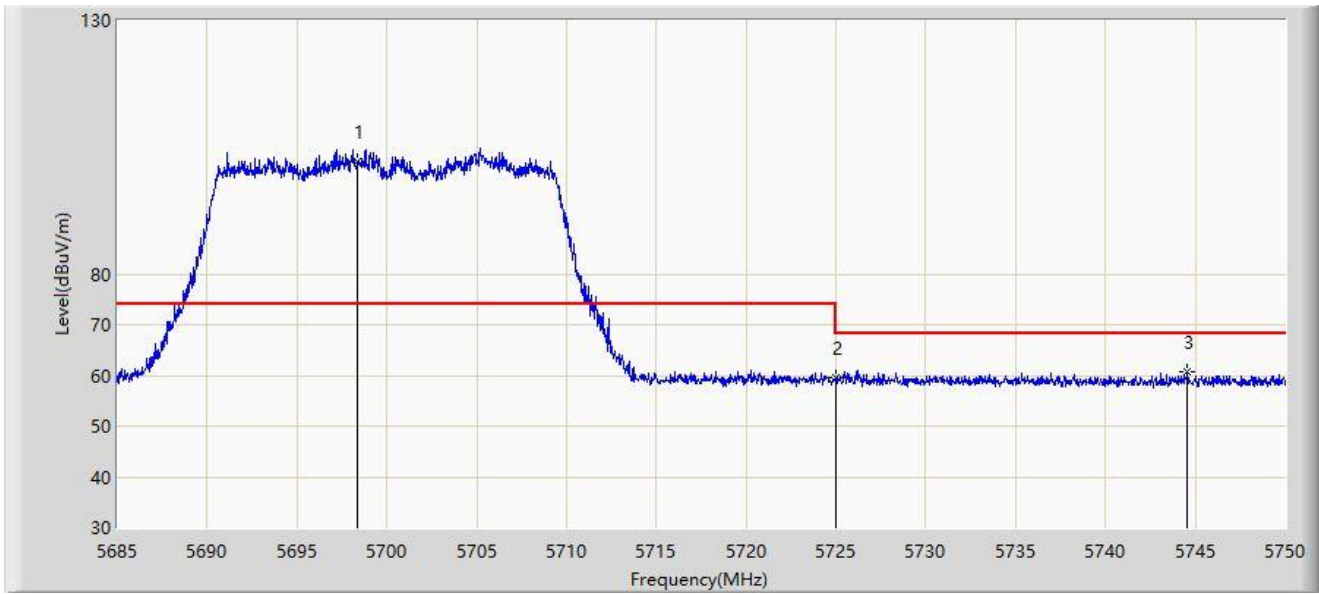
No	Mark	Frequency (MHz)	Measure Level (dB $\mu$ V/m)	Reading Level (dB $\mu$ V)	Margin (dB)	Limit (dB $\mu$ V/m)	Factor (dB/m)	Type
1	*	5460.000	49.036	45.817	-4.964	54.000	3.219	AV
2		5496.735	114.020	110.741	N/A	N/A	3.278	AV

Note 1: " \* ", means this data is the worst emission level.

Note 2: Measure Level (dB $\mu$ V/m) = Reading Level (dB $\mu$ V) + Factor (dB/m).

Note 3: Factor (dB/m) = Cable Loss (dB) + Antenna Factor (dB/m) - Pre\_Amplifier Gain (dB).

Site: WZ-AC2	Test Date: 2023-08-29
Limit: FCC_5G_RE(3m)	Engineer: Bob Zhang
Probe: BBHA9120D_1457_1-18GHz	Polarity: Horizontal
EUT: ACCESS POINT	Power: AC 120V/60Hz
Test Mode: Transmit by 802.11ax-HE20 at 5700MHz	



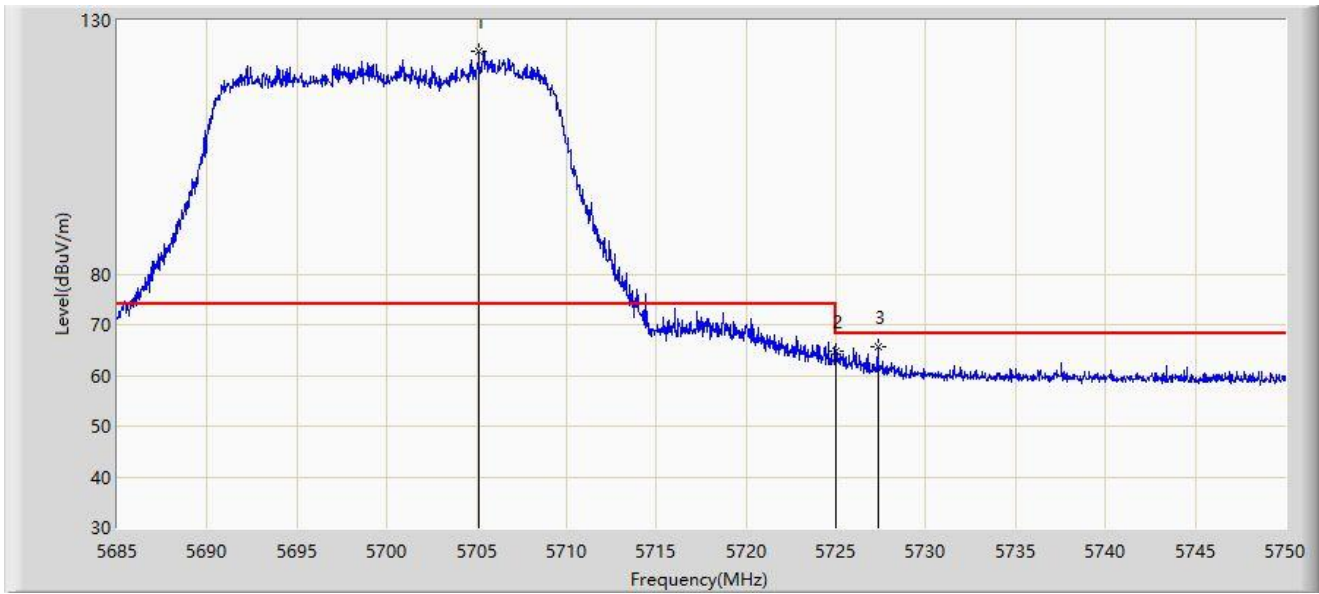
No	Mark	Frequency (MHz)	Measure Level (dB $\mu$ V/m)	Reading Level (dB $\mu$ V)	Margin (dB)	Limit (dB $\mu$ V/m)	Factor (dB/m)	Type
1		5698.325	102.312	97.907	N/A	N/A	4.406	PK
2		5725.000	59.480	54.792	-8.720	68.200	4.688	PK
3	*	5744.572	60.758	56.361	-7.442	68.200	4.397	PK

Note 1: " \* ", means this data is the worst emission level.

Note 2: Measure Level (dB $\mu$ V/m) = Reading Level (dB $\mu$ V) + Factor (dB/m).

Note 3: Factor (dB/m) = Cable Loss (dB) + Antenna Factor (dB/m) - Pre\_Amplifier Gain (dB).

Site: WZ-AC2	Test Date: 2023-08-29
Limit: FCC_5G_RE(3m)	Engineer: Bob Zhang
Probe: BBHA9120D_1457_1-18GHz	Polarity: Vertical
EUT: ACCESS POINT	Power: AC 120V/60Hz
Test Mode: Transmit by 802.11ax-HE20 at 5700MHz	



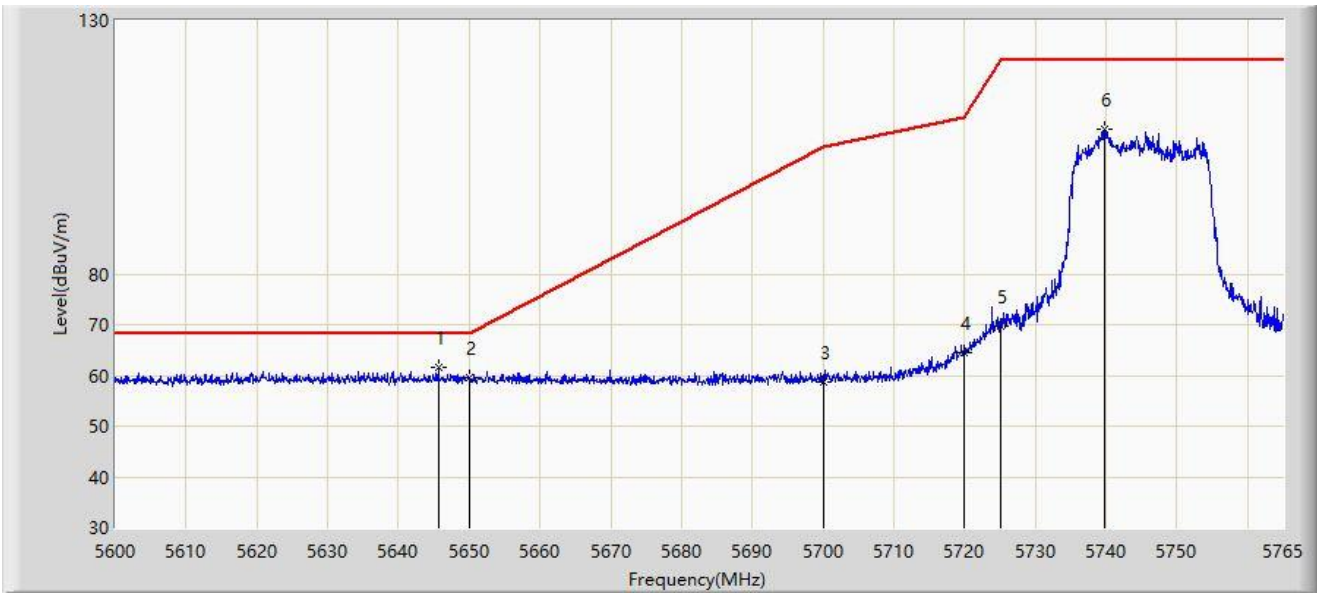
No	Mark	Frequency (MHz)	Measure Level (dB $\mu$ V/m)	Reading Level (dB $\mu$ V)	Margin (dB)	Limit (dB $\mu$ V/m)	Factor (dB/m)	Type
1		5705.118	123.812	119.307	N/A	N/A	4.505	PK
2		5725.000	64.841	60.153	-3.359	68.200	4.688	PK
3	*	5727.348	65.614	60.938	-2.586	68.200	4.675	PK

Note 1: " \* ", means this data is the worst emission level.

Note 2: Measure Level (dB $\mu$ V/m) = Reading Level (dB $\mu$ V) + Factor (dB/m).

Note 3: Factor (dB/m) = Cable Loss (dB) + Antenna Factor (dB/m) - Pre\_Amplifier Gain (dB).

Site: WZ-AC2	Test Date: 2023-08-29
Limit: FCC_5.8G_RE(3m)	Engineer: Bob Zhang
Probe: BBHA9120D_1457_1-18GHz	Polarity: Horizontal
EUT: ACCESS POINT	Power: AC 120V/60Hz
Test Mode: Transmit by 802.11ax-HE20 at 5745MHz	



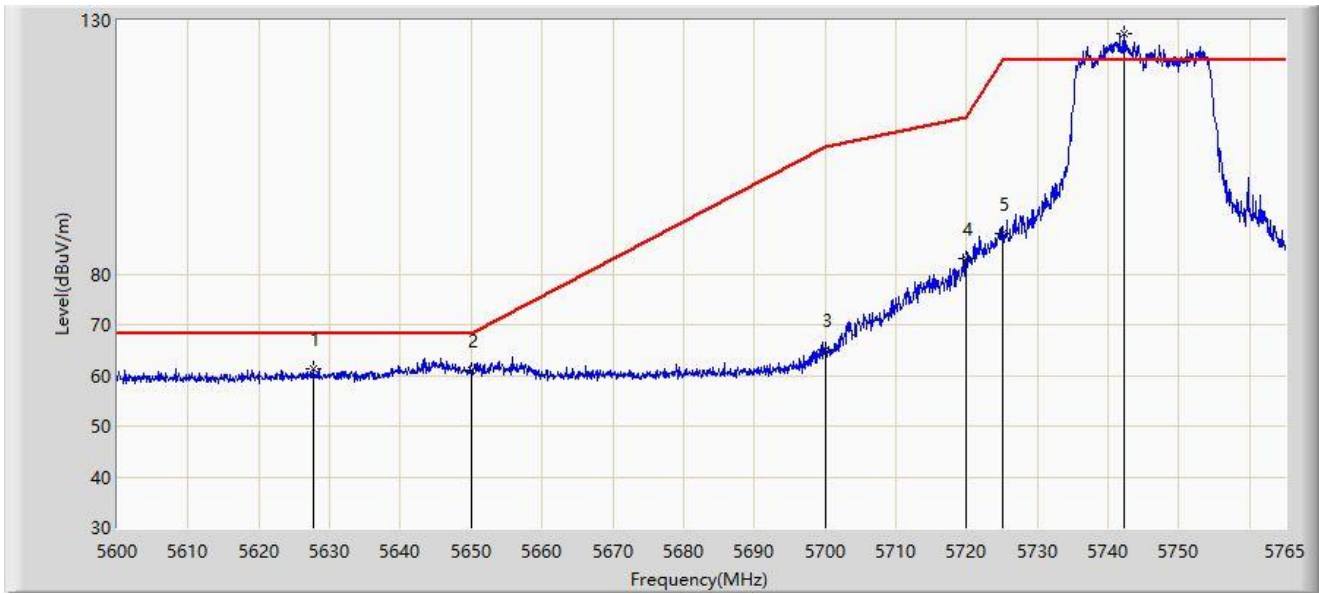
No	Mark	Frequency (MHz)	Measure Level (dBμV/m)	Reading Level (dBμV)	Margin (dB)	Limit (dBμV/m)	Factor (dB/m)	Type
1	*	5645.623	61.454	57.269	-6.746	68.200	4.185	PK
2		5650.000	59.549	55.389	-8.651	68.200	4.160	PK
3		5700.000	58.811	54.381	-46.389	105.200	4.430	PK
4		5720.000	64.575	59.925	-46.225	110.800	4.649	PK
5		5725.000	69.830	65.142	-52.370	122.200	4.688	PK
6		5739.837	108.437	103.985	N/A	N/A	4.452	PK

Note 1: " \* ", means this data is the worst emission level.

Note 2: Measure Level (dBμV/m) = Reading Level (dBμV) + Factor (dB/m).

Note 3: Factor (dB/m) = Cable Loss (dB) + Antenna Factor (dB/m) - Pre\_Amplifier Gain (dB).

Site: WZ-AC2	Test Date: 2023-08-29
Limit: FCC_5.8G_RE(3m)	Engineer: Bob Zhang
Probe: BBHA9120D_1457_1-18GHz	Polarity: Vertical
EUT: ACCESS POINT	Power: AC 120V/60Hz
Test Mode: Transmit by 802.11ax-HE20 at 5745MHz	



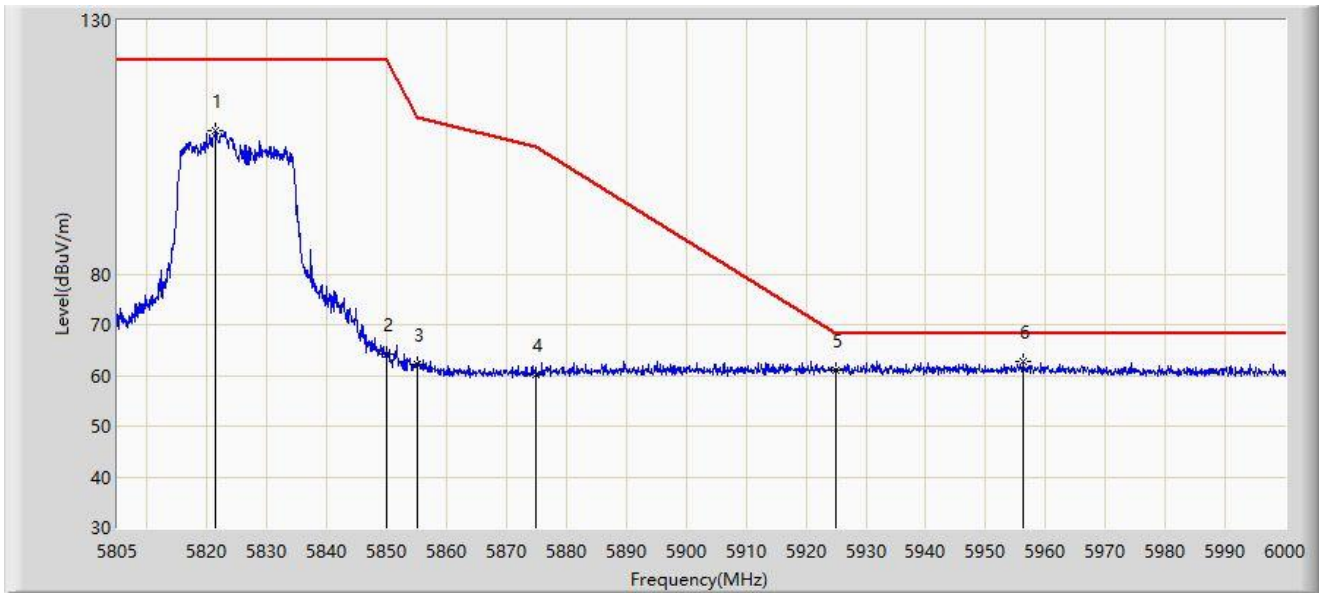
No	Mark	Frequency (MHz)	Measure Level (dB $\mu$ V/m)	Reading Level (dB $\mu$ V)	Margin (dB)	Limit (dB $\mu$ V/m)	Factor (dB/m)	Type
1	*	5627.720	61.355	57.305	-6.845	68.200	4.050	PK
2		5650.000	61.044	56.884	-7.156	68.200	4.160	PK
3		5700.000	65.134	60.704	-40.066	105.200	4.430	PK
4		5720.000	83.002	78.352	-27.798	110.800	4.649	PK
5		5725.000	87.996	83.308	-34.204	122.200	4.688	PK
6		5742.312	127.446	123.039	N/A	N/A	4.408	PK

Note 1: " \* ", means this data is the worst emission level.

Note 2: Measure Level (dB $\mu$ V/m) = Reading Level (dB $\mu$ V) + Factor (dB/m).

Note 3: Factor (dB/m) = Cable Loss (dB) + Antenna Factor (dB/m) - Pre\_Amplifier Gain (dB).

Site: WZ-AC2	Test Date: 2023-08-29
Limit: FCC_5.8G_RE(3m)	Engineer: Bob Zhang
Probe: BBHA9120D_1457_1-18GHz	Polarity: Horizontal
EUT: ACCESS POINT	Power: AC 120V/60Hz
Test Mode: Transmit by 802.11ax-HE20 at 5825MHz	



No	Mark	Frequency (MHz)	Measure Level (dB $\mu$ V/m)	Reading Level (dB $\mu$ V)	Margin (dB)	Limit (dB $\mu$ V/m)	Factor (dB/m)	Type
1		5821.478	108.136	103.249	N/A	N/A	4.888	PK
2		5850.000	64.221	59.261	-57.979	122.200	4.960	PK
3		5855.000	62.135	57.116	-48.665	110.800	5.019	PK
4		5875.000	60.198	55.062	-45.002	105.200	5.136	PK
5		5925.000	61.065	55.795	-7.135	68.200	5.271	PK
6	*	5956.223	62.862	57.456	-5.338	68.200	5.406	PK

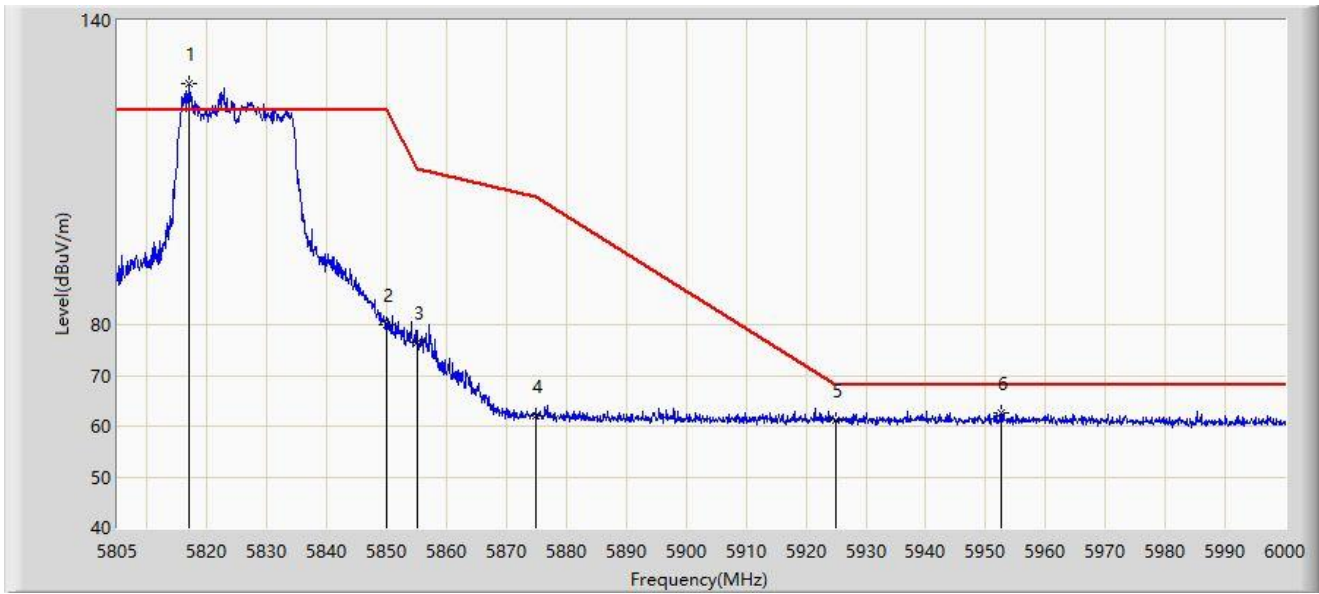
Note 1: " \* ", means this data is the worst emission level.

Note 2: Measure Level (dB $\mu$ V/m) = Reading Level (dB $\mu$ V) + Factor (dB/m).

Note 3: Factor (dB/m) = Cable Loss (dB) + Antenna Factor (dB/m) - Pre\_Amplifier Gain (dB).



Site: WZ-AC2	Test Date: 2023-08-29
Limit: FCC_5.8G_RE(3m)	Engineer: Bob Zhang
Probe: BBHA9120D_1457_1-18GHz	Polarity: Vertical
EUT: ACCESS POINT	Power: AC 120V/60Hz
Test Mode: Transmit by 802.11ax-HE20 at 5825MHz	



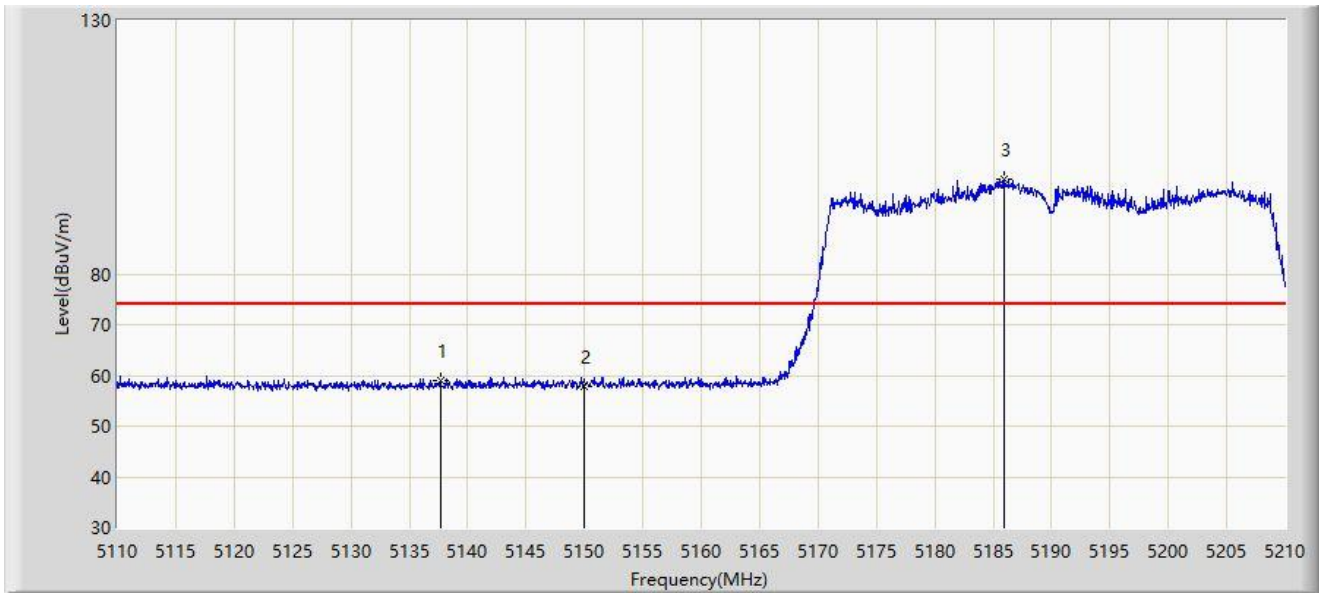
No	Mark	Frequency (MHz)	Measure Level (dB $\mu$ V/m)	Reading Level (dB $\mu$ V)	Margin (dB)	Limit (dB $\mu$ V/m)	Factor (dB/m)	Type
1		5816.895	127.506	122.565	N/A	N/A	4.941	PK
2		5850.000	80.016	75.056	-42.184	122.200	4.960	PK
3		5855.000	76.607	71.588	-34.193	110.800	5.019	PK
4		5875.000	61.999	56.863	-43.201	105.200	5.136	PK
5		5925.000	61.069	55.799	-7.131	68.200	5.271	PK
6	*	5952.518	62.747	57.353	-5.453	68.200	5.394	PK

Note 1: " \* ", means this data is the worst emission level.

Note 2: Measure Level (dB $\mu$ V/m) = Reading Level (dB $\mu$ V) + Factor (dB/m).

Note 3: Factor (dB/m) = Cable Loss (dB) + Antenna Factor (dB/m) - Pre\_Amplifier Gain (dB).

Site: WZ-AC2	Test Date: 2023-08-29
Limit: FCC_5G_RE(3m)	Engineer: Bob Zhang
Probe: BBHA9120D_1457_1-18GHz	Polarity: Horizontal
EUT: ACCESS POINT	Power: AC 120V/60Hz
Test Mode: Transmit by 802.11ax-HE40 at 5190MHz	



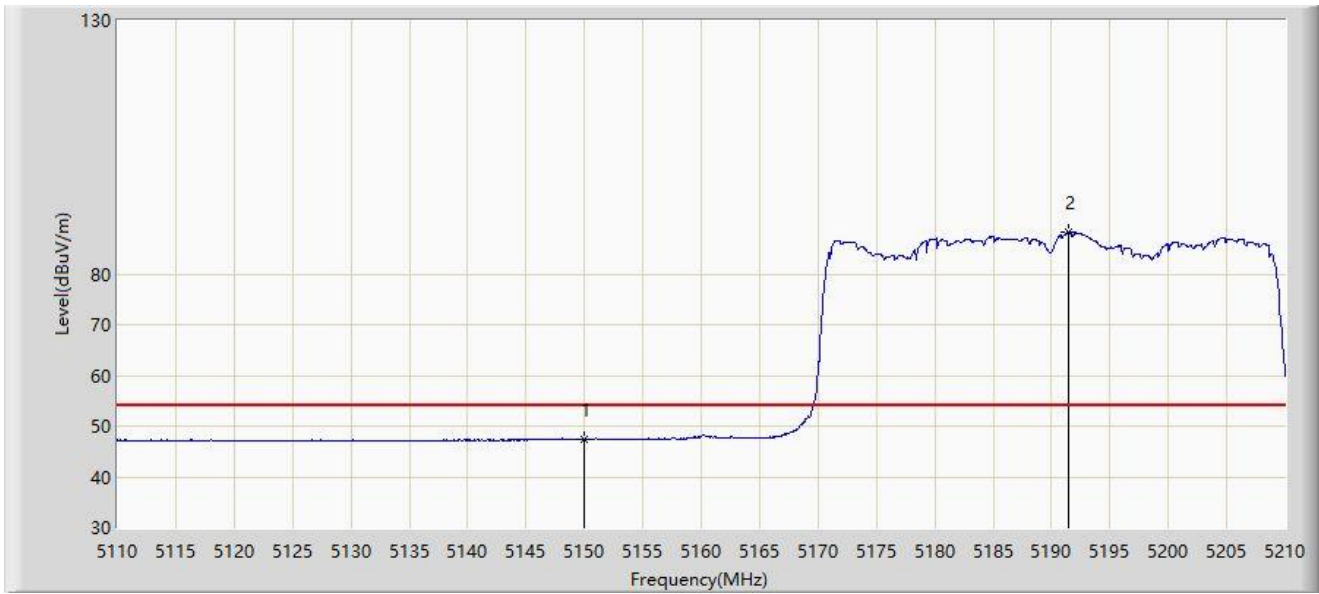
No	Mark	Frequency (MHz)	Measure Level (dB $\mu$ V/m)	Reading Level (dB $\mu$ V)	Margin (dB)	Limit (dB $\mu$ V/m)	Factor (dB/m)	Type
1	*	5137.700	59.125	55.779	-14.875	74.000	3.345	PK
2		5150.000	57.732	54.233	-16.268	74.000	3.499	PK
3		5186.000	98.733	95.546	N/A	N/A	3.187	PK

Note 1: " \* ", means this data is the worst emission level.

Note 2: Measure Level (dB $\mu$ V/m) = Reading Level (dB $\mu$ V) + Factor (dB/m).

Note 3: Factor (dB/m) = Cable Loss (dB) + Antenna Factor (dB/m) - Pre\_Amplifier Gain (dB).

Site: WZ-AC2	Test Date: 2023-08-29
Limit: FCC_5G_RE(3m)	Engineer: Bob Zhang
Probe: BBHA9120D_1457_1-18GHz	Polarity: Horizontal
EUT: ACCESS POINT	Power: AC 120V/60Hz
Test Mode: Transmit by 802.11ax-HE40 at 5190MHz	



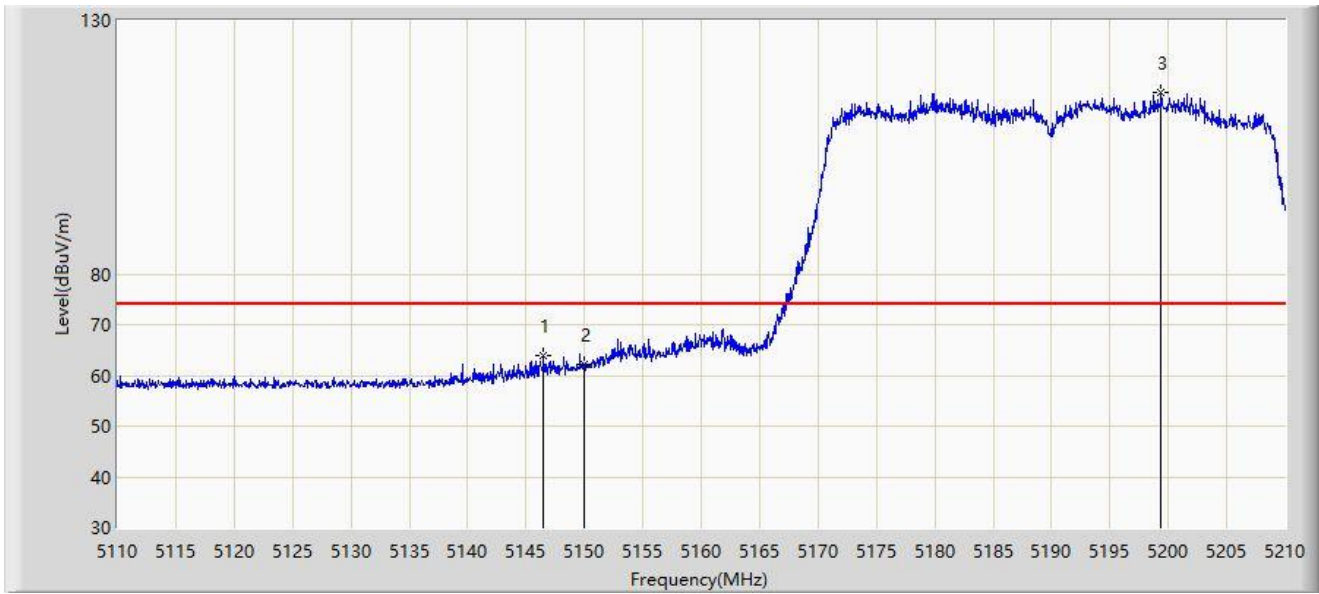
No	Mark	Frequency (MHz)	Measure Level (dB $\mu$ V/m)	Reading Level (dB $\mu$ V)	Margin (dB)	Limit (dB $\mu$ V/m)	Factor (dB/m)	Type
1	*	5150.000	47.352	43.853	-6.648	54.000	3.499	AV
2		5191.500	88.266	85.196	N/A	N/A	3.070	AV

Note 1: " \* ", means this data is the worst emission level.

Note 2: Measure Level (dB $\mu$ V/m) = Reading Level (dB $\mu$ V) + Factor (dB/m).

Note 3: Factor (dB/m) = Cable Loss (dB) + Antenna Factor (dB/m) - Pre\_Amplifier Gain (dB).

Site: WZ-AC2	Test Date: 2023-08-29
Limit: FCC_5G_RE(3m)	Engineer: Bob Zhang
Probe: BBHA9120D_1457_1-18GHz	Polarity: Vertical
EUT: ACCESS POINT	Power: AC 120V/60Hz
Test Mode: Transmit by 802.11ax-HE40 at 5190MHz	



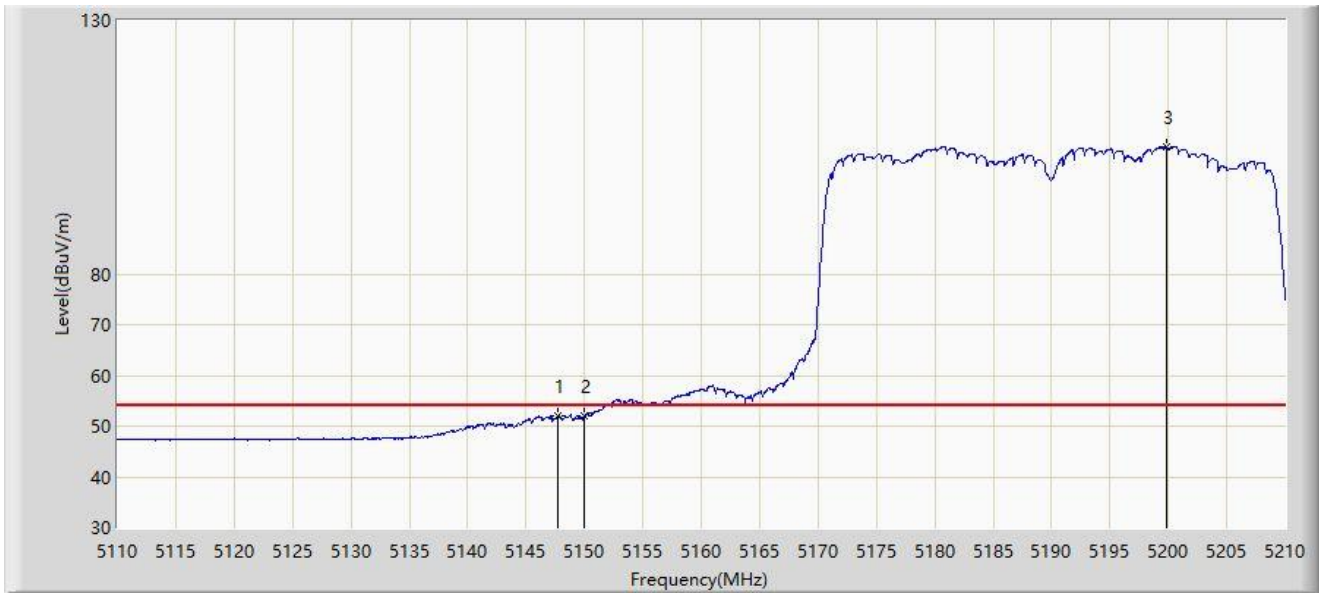
No	Mark	Frequency (MHz)	Measure Level (dB $\mu$ V/m)	Reading Level (dB $\mu$ V)	Margin (dB)	Limit (dB $\mu$ V/m)	Factor (dB/m)	Type
1	*	5146.500	63.970	60.500	-10.030	74.000	3.470	PK
2		5150.000	62.302	58.803	-11.698	74.000	3.499	PK
3		5199.400	115.906	112.991	N/A	N/A	2.916	PK

Note 1: " \* ", means this data is the worst emission level.

Note 2: Measure Level (dB $\mu$ V/m) = Reading Level (dB $\mu$ V) + Factor (dB/m).

Note 3: Factor (dB/m) = Cable Loss (dB) + Antenna Factor (dB/m) - Pre\_Amplifier Gain (dB).

Site: WZ-AC2	Test Date: 2023-08-29
Limit: FCC_5G_RE(3m)	Engineer: Bob Zhang
Probe: BBHA9120D_1457_1-18GHz	Polarity: Vertical
EUT: ACCESS POINT	Power: AC 120V/60Hz
Test Mode: Transmit by 802.11ax-HE40 at 5190MHz	



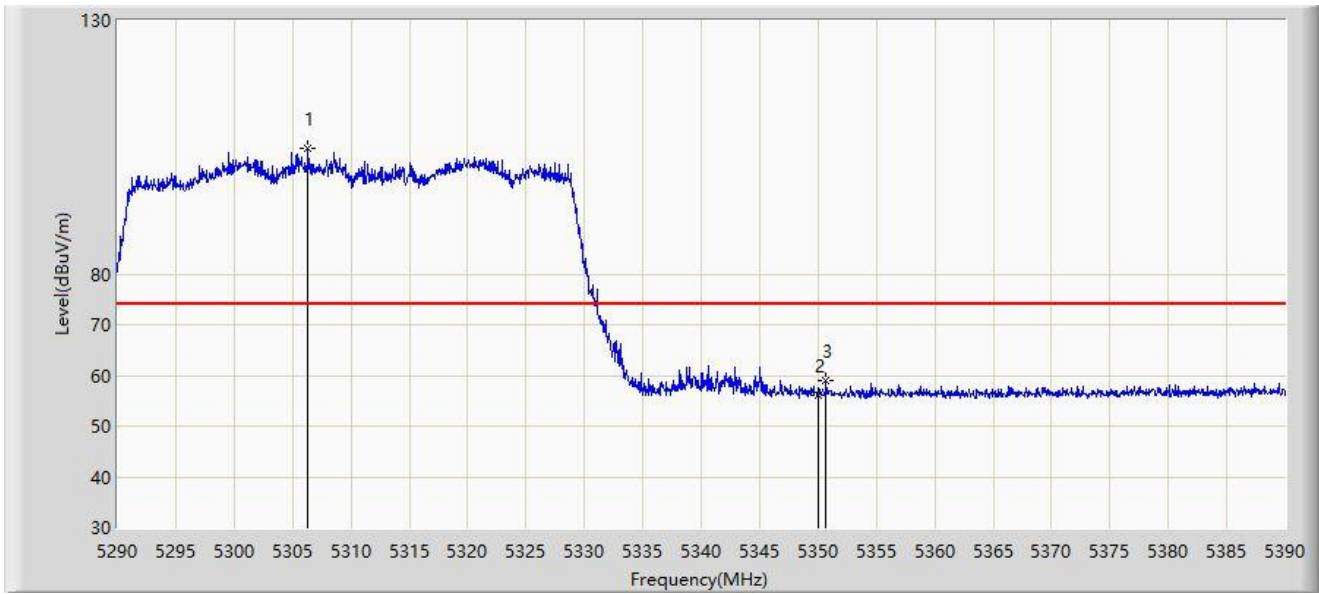
No	Mark	Frequency (MHz)	Measure Level (dB $\mu$ V/m)	Reading Level (dB $\mu$ V)	Margin (dB)	Limit (dB $\mu$ V/m)	Factor (dB/m)	Type
1		5147.700	51.919	48.432	-2.081	54.000	3.487	AV
2	*	5150.000	51.993	48.494	-2.007	54.000	3.499	AV
3		5199.800	105.007	102.090	N/A	N/A	2.917	AV

Note 1: " \* ", means this data is the worst emission level.

Note 2: Measure Level (dB $\mu$ V/m) = Reading Level (dB $\mu$ V) + Factor (dB/m).

Note 3: Factor (dB/m) = Cable Loss (dB) + Antenna Factor (dB/m) - Pre\_Amplifier Gain (dB).

Site: WZ-AC2	Test Date: 2023-08-29
Limit: FCC_5G_RE(3m)	Engineer: Bob Zhang
Probe: BBHA9120D_1457_1-18GHz	Polarity: Horizontal
EUT: ACCESS POINT	Power: AC 120V/60Hz
Test Mode: Transmit by 802.11ax-HE40 at 5310MHz	



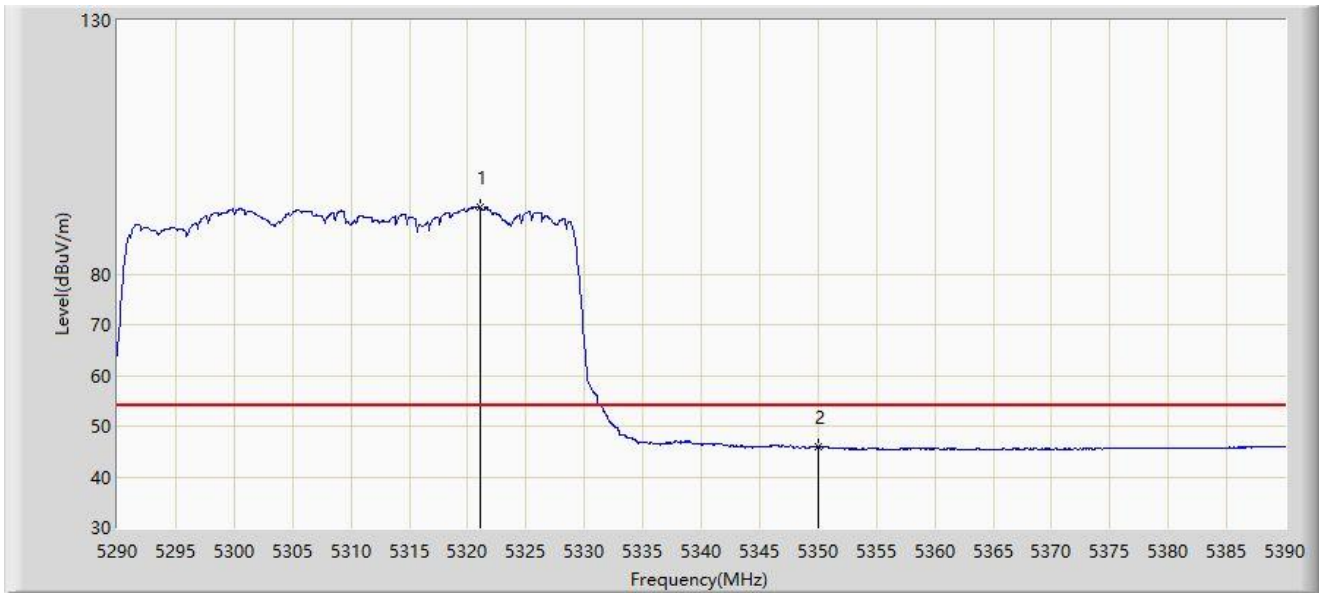
No	Mark	Frequency (MHz)	Measure Level (dB $\mu$ V/m)	Reading Level (dB $\mu$ V)	Margin (dB)	Limit (dB $\mu$ V/m)	Factor (dB/m)	Type
1		5306.350	104.757	101.910	N/A	N/A	2.847	PK
2		5350.000	56.079	53.248	-17.921	74.000	2.832	PK
3	*	5350.700	58.898	56.079	-15.102	74.000	2.820	PK

Note 1: " \* ", means this data is the worst emission level.

Note 2: Measure Level (dB $\mu$ V/m) = Reading Level (dB $\mu$ V) + Factor (dB/m).

Note 3: Factor (dB/m) = Cable Loss (dB) + Antenna Factor (dB/m) - Pre\_Amplifier Gain (dB).

Site: WZ-AC2	Test Date: 2023-08-29
Limit: FCC_5G_RE(3m)	Engineer: Bob Zhang
Probe: BBHA9120D_1457_1-18GHz	Polarity: Horizontal
EUT: ACCESS POINT	Power: AC 120V/60Hz
Test Mode: Transmit by 802.11ax-HE40 at 5310MHz	



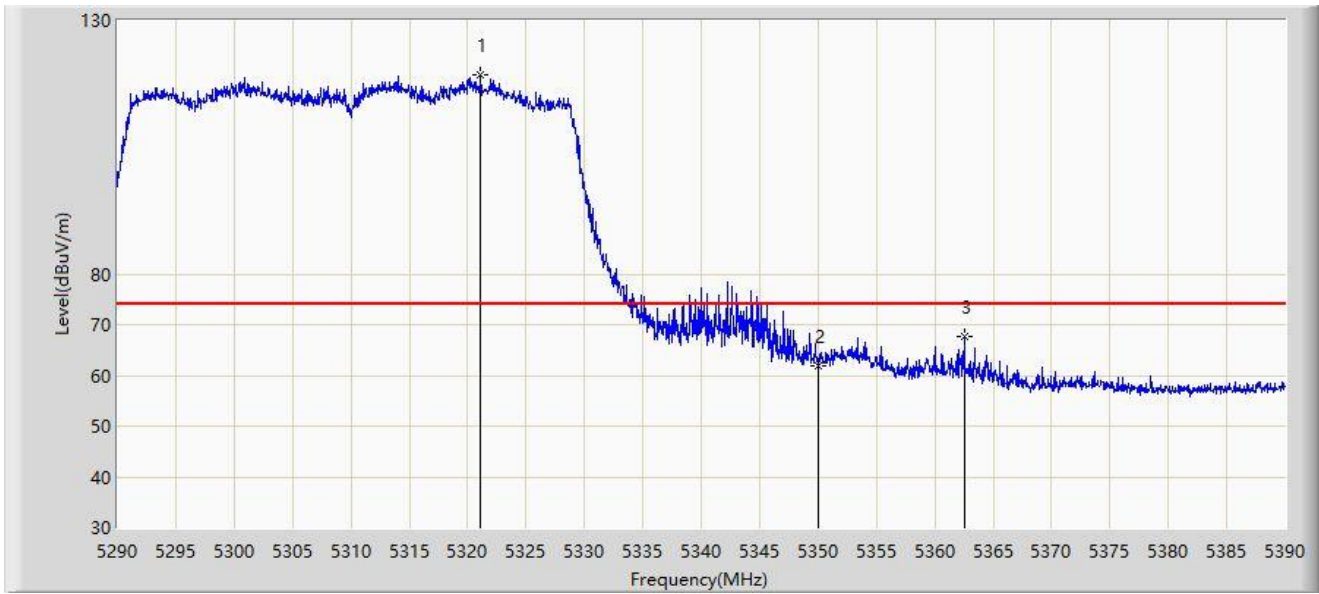
No	Mark	Frequency (MHz)	Measure Level (dB $\mu$ V/m)	Reading Level (dB $\mu$ V)	Margin (dB)	Limit (dB $\mu$ V/m)	Factor (dB/m)	Type
1		5321.050	93.095	90.068	N/A	N/A	3.027	AV
2	*	5350.000	46.079	43.248	-7.921	54.000	2.832	AV

Note 1: " \* ", means this data is the worst emission level.

Note 2: Measure Level (dB $\mu$ V/m) = Reading Level (dB $\mu$ V) + Factor (dB/m).

Note 3: Factor (dB/m) = Cable Loss (dB) + Antenna Factor (dB/m) - Pre\_Amplifier Gain (dB).

Site: WZ-AC2	Test Date: 2023-08-29
Limit: FCC_5G_RE(3m)	Engineer: Bob Zhang
Probe: BBHA9120D_1457_1-18GHz	Polarity: Vertical
EUT: ACCESS POINT	Power: AC 120V/60Hz
Test Mode: Transmit by 802.11ax-HE40 at 5310MHz	



No	Mark	Frequency (MHz)	Measure Level (dB $\mu$ V/m)	Reading Level (dB $\mu$ V)	Margin (dB)	Limit (dB $\mu$ V/m)	Factor (dB/m)	Type
1		5321.100	119.209	116.182	N/A	N/A	3.027	PK
2		5350.000	61.820	58.989	-12.180	74.000	2.832	PK
3	*	5362.500	67.712	64.864	-6.288	74.000	2.847	PK

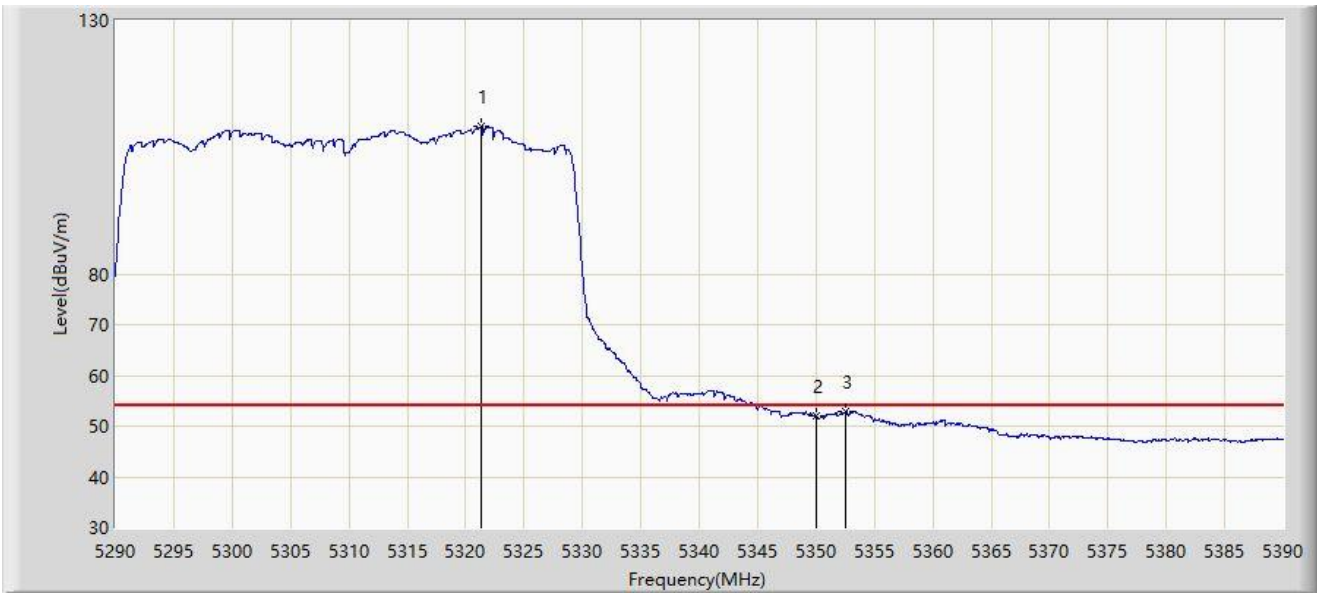
Note 1: " \* ", means this data is the worst emission level.

Note 2: Measure Level (dB $\mu$ V/m) = Reading Level (dB $\mu$ V) + Factor (dB/m).

Note 3: Factor (dB/m) = Cable Loss (dB) + Antenna Factor (dB/m) - Pre\_Amplifier Gain (dB).



Site: WZ-AC2	Test Date: 2023-08-29
Limit: FCC_5G_RE(3m)	Engineer: Bob Zhang
Probe: BBHA9120D_1457_1-18GHz	Polarity: Vertical
EUT: ACCESS POINT	Power: AC 120V/60Hz
Test Mode: Transmit by 802.11ax-HE40 at 5310MHz	



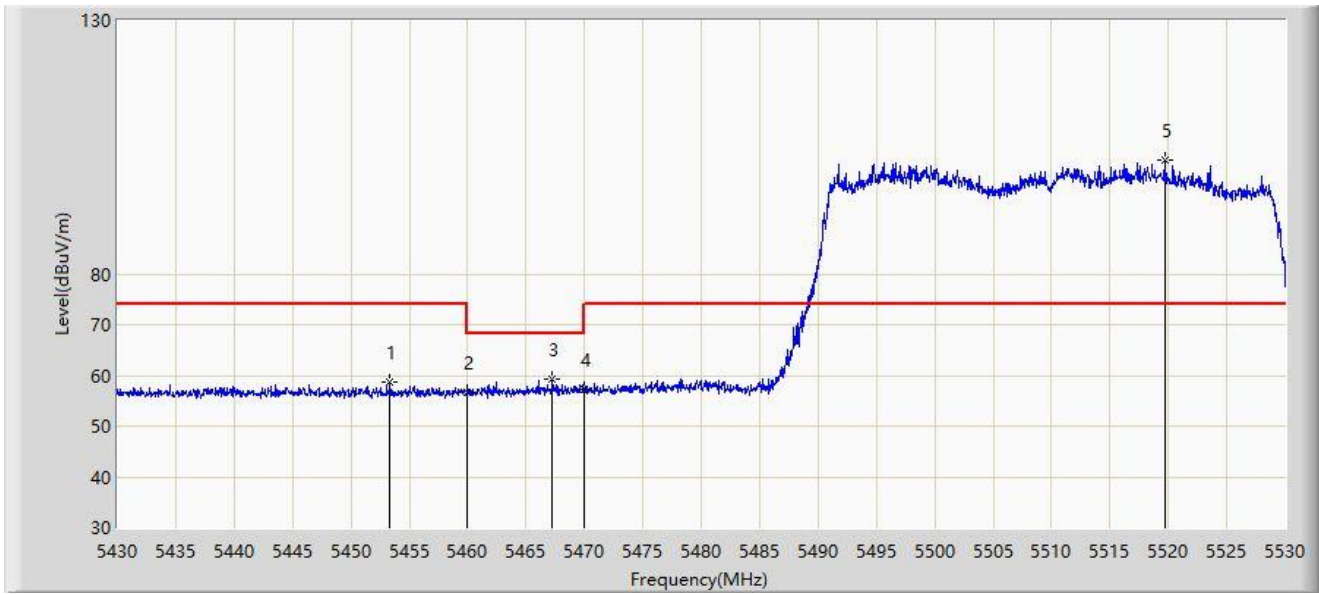
No	Mark	Frequency (MHz)	Measure Level (dBμV/m)	Reading Level (dBμV)	Margin (dB)	Limit (dBμV/m)	Factor (dB/m)	Type
1		5321.350	109.008	105.981	N/A	N/A	3.026	AV
2		5350.000	52.053	49.222	-1.947	54.000	2.832	AV
3	*	5352.550	52.969	50.169	-1.031	54.000	2.800	AV

Note 1: " \* ", means this data is the worst emission level.

Note 2: Measure Level (dBμV/m) = Reading Level (dBμV) + Factor (dB/m).

Note 3: Factor (dB/m) = Cable Loss (dB) + Antenna Factor (dB/m) - Pre\_Amplifier Gain (dB).

Site: WZ-AC2	Test Date: 2023-08-29
Limit: FCC_5G_RE(3m)	Engineer: Bob Zhang
Probe: BBHA9120D_1457_1-18GHz	Polarity: Horizontal
EUT: ACCESS POINT	Power: AC 120V/60Hz
Test Mode: Transmit by 802.11ax-HE40 at 5510MHz	



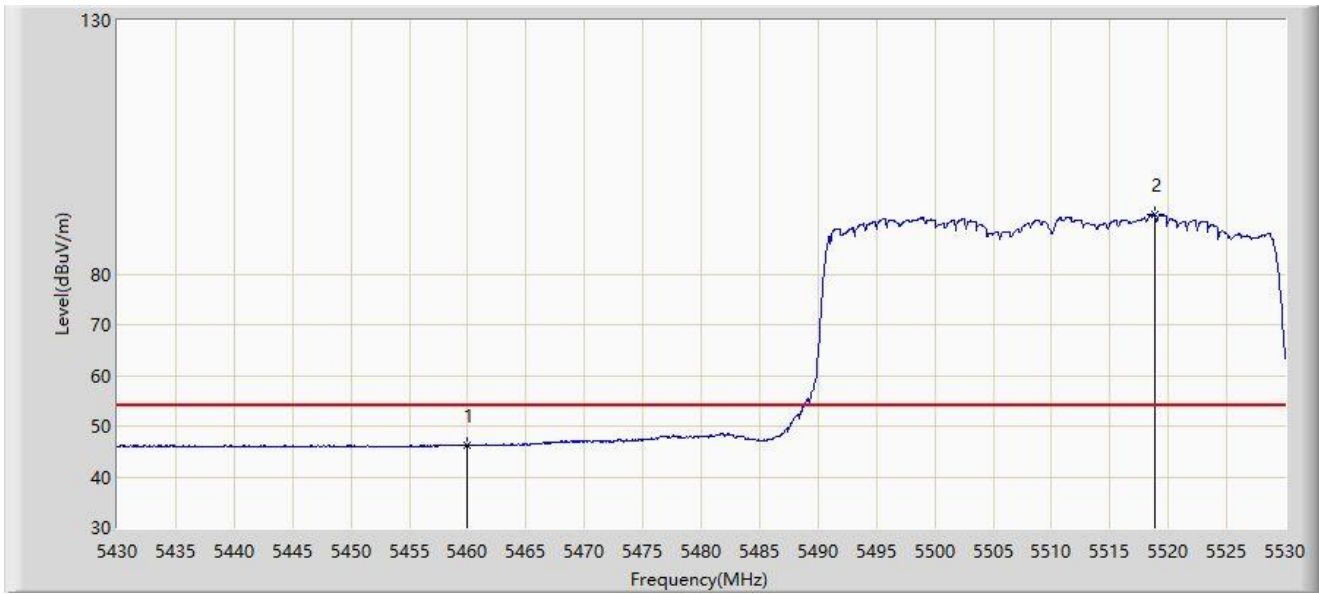
No	Mark	Frequency (MHz)	Measure Level (dBμV/m)	Reading Level (dBμV)	Margin (dB)	Limit (dBμV/m)	Factor (dB/m)	Type
1		5453.350	58.624	55.505	-15.376	74.000	3.118	PK
2		5460.000	56.727	53.508	-17.273	74.000	3.219	PK
3	*	5467.250	59.224	55.865	-8.976	68.200	3.359	PK
4		5470.000	57.221	53.809	-10.979	68.200	3.411	PK
5		5519.750	102.520	99.401	N/A	N/A	3.119	PK

Note 1: " \* ", means this data is the worst emission level.

Note 2: Measure Level (dBμV/m) = Reading Level (dBμV) + Factor (dB/m).

Note 3: Factor (dB/m) = Cable Loss (dB) + Antenna Factor (dB/m) - Pre\_Amplifier Gain (dB).

Site: WZ-AC2	Test Date: 2023-08-29
Limit: FCC_5G_RE(3m)	Engineer: Bob Zhang
Probe: BBHA9120D_1457_1-18GHz	Polarity: Horizontal
EUT: ACCESS POINT	Power: AC 120V/60Hz
Test Mode: Transmit by 802.11ax-HE40 at 5510MHz	



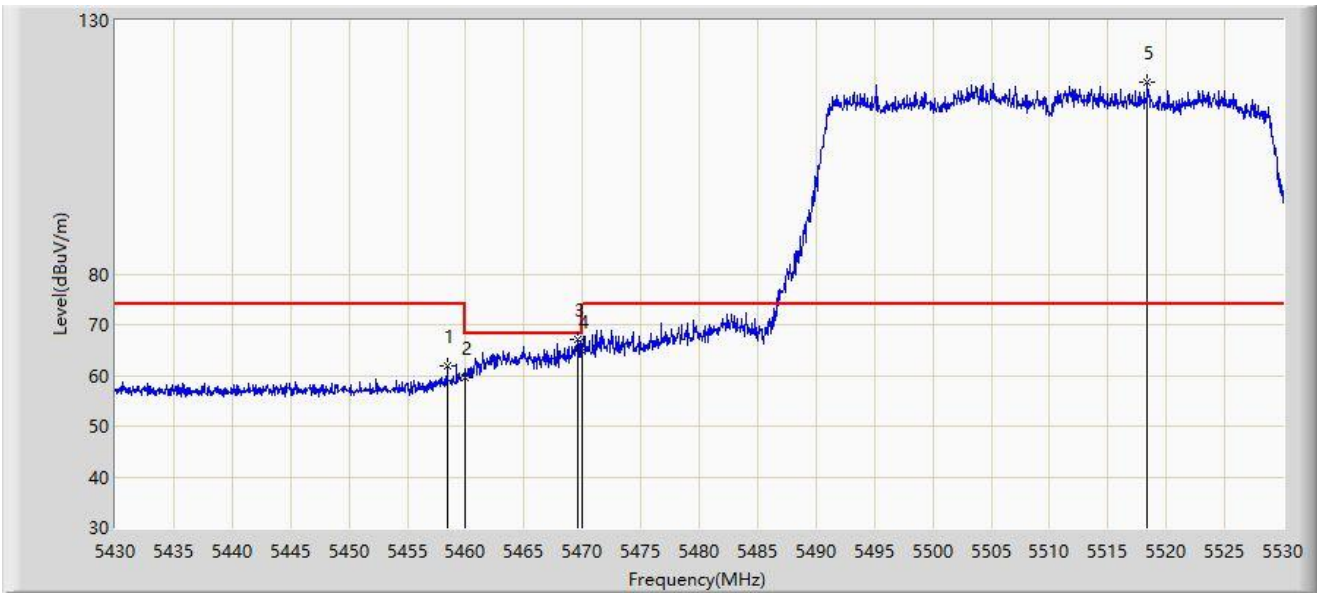
No	Mark	Frequency (MHz)	Measure Level (dB $\mu$ V/m)	Reading Level (dB $\mu$ V)	Margin (dB)	Limit (dB $\mu$ V/m)	Factor (dB/m)	Type
1	*	5460.000	46.261	43.042	-7.739	54.000	3.219	AV
2		5518.900	91.818	88.695	N/A	N/A	3.122	AV

Note 1: " \* ", means this data is the worst emission level.

Note 2: Measure Level (dB $\mu$ V/m) = Reading Level (dB $\mu$ V) + Factor (dB/m).

Note 3: Factor (dB/m) = Cable Loss (dB) + Antenna Factor (dB/m) - Pre\_Amplifier Gain (dB).

Site: WZ-AC2	Test Date: 2023-08-29
Limit: FCC_5G_RE(3m)	Engineer: Bob Zhang
Probe: BBHA9120D_1457_1-18GHz	Polarity: Vertical
EUT: ACCESS POINT	Power: AC 120V/60Hz
Test Mode: Transmit by 802.11ax-HE40 at 5510MHz	



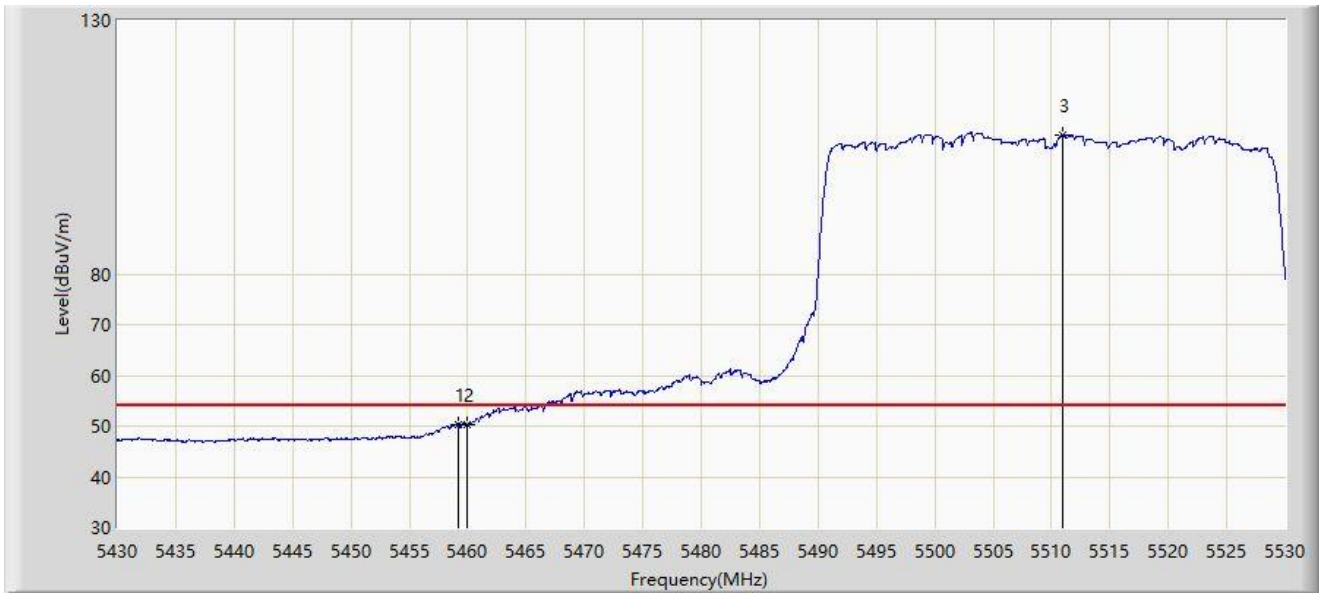
No	Mark	Frequency (MHz)	Measure Level (dBμV/m)	Reading Level (dBμV)	Margin (dB)	Limit (dBμV/m)	Factor (dB/m)	Type
1		5458.450	61.786	58.597	-12.214	74.000	3.189	PK
2		5460.000	59.608	56.389	-14.392	74.000	3.219	PK
3	*	5469.650	67.039	63.634	-1.161	68.200	3.405	PK
4		5470.000	64.807	61.395	-3.393	68.200	3.411	PK
5		5518.400	117.906	114.781	N/A	N/A	3.125	PK

Note 1: " \* ", means this data is the worst emission level.

Note 2: Measure Level (dBμV/m) = Reading Level (dBμV) + Factor (dB/m).

Note 3: Factor (dB/m) = Cable Loss (dB) + Antenna Factor (dB/m) - Pre\_Amplifier Gain (dB).

Site: WZ-AC2	Test Date: 2023-08-29
Limit: FCC_5G_RE(3m)	Engineer: Bob Zhang
Probe: BBHA9120D_1457_1-18GHz	Polarity: Vertical
EUT: ACCESS POINT	Power: AC 120V/60Hz
Test Mode: Transmit by 802.11ax-HE40 at 5510MHz	



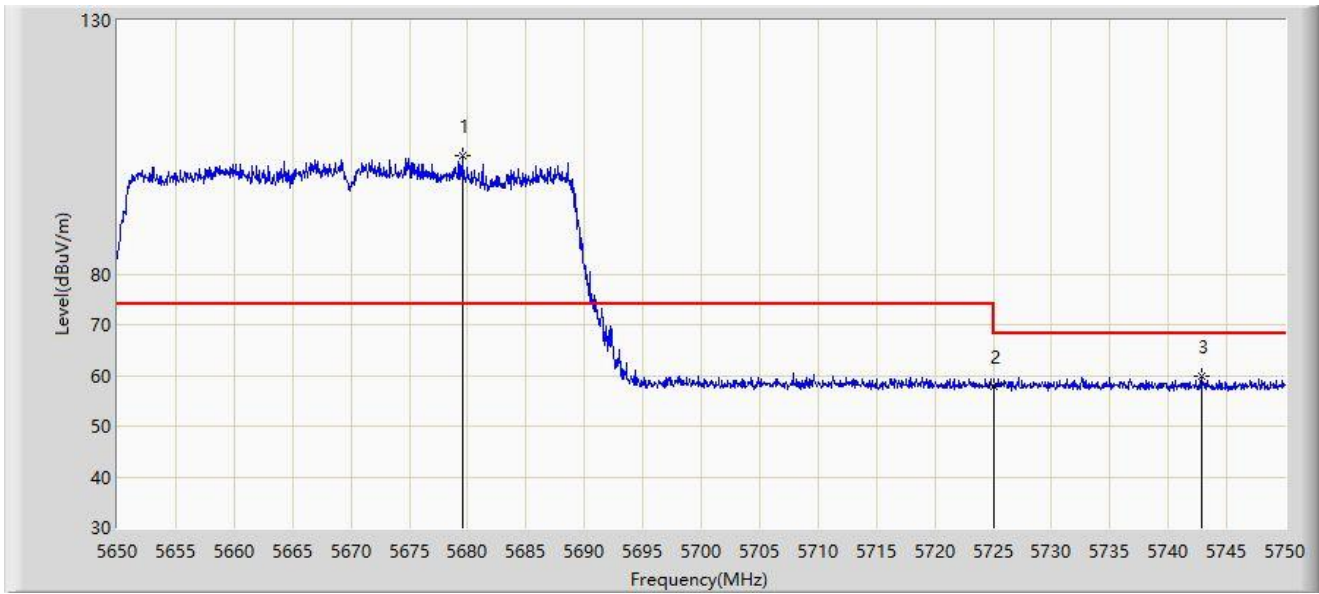
No	Mark	Frequency (MHz)	Measure Level (dB $\mu$ V/m)	Reading Level (dB $\mu$ V)	Margin (dB)	Limit (dB $\mu$ V/m)	Factor (dB/m)	Type
1	*	5459.150	50.430	47.227	-3.570	54.000	3.202	AV
2		5460.000	50.323	47.104	-3.677	54.000	3.219	AV
3		5510.950	107.372	104.212	N/A	N/A	3.160	AV

Note 1: " \* ", means this data is the worst emission level.

Note 2: Measure Level (dB $\mu$ V/m) = Reading Level (dB $\mu$ V) + Factor (dB/m).

Note 3: Factor (dB/m) = Cable Loss (dB) + Antenna Factor (dB/m) - Pre\_Amplifier Gain (dB).

Site: WZ-AC2	Test Date: 2023-08-29
Limit: FCC_5G_RE(3m)	Engineer: Bob Zhang
Probe: BBHA9120D_1457_1-18GHz	Polarity: Horizontal
EUT: ACCESS POINT	Power: AC 120V/60Hz
Test Mode: Transmit by 802.11ax-HE40 at 5670MHz	



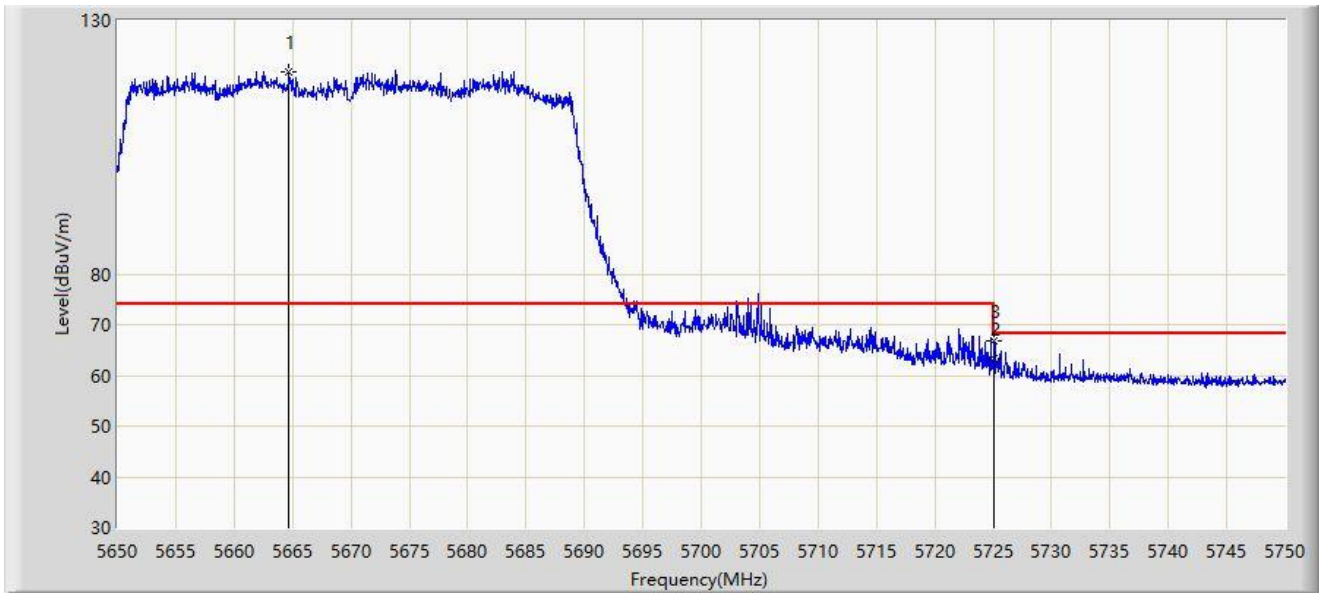
No	Mark	Frequency (MHz)	Measure Level (dB $\mu$ V/m)	Reading Level (dB $\mu$ V)	Margin (dB)	Limit (dB $\mu$ V/m)	Factor (dB/m)	Type
1		5679.550	103.371	99.266	N/A	N/A	4.105	PK
2		5725.000	57.882	53.194	-10.318	68.200	4.688	PK
3	*	5742.800	59.923	55.524	-8.277	68.200	4.399	PK

Note 1: " \* ", means this data is the worst emission level.

Note 2: Measure Level (dB $\mu$ V/m) = Reading Level (dB $\mu$ V) + Factor (dB/m).

Note 3: Factor (dB/m) = Cable Loss (dB) + Antenna Factor (dB/m) - Pre\_Amplifier Gain (dB).

Site: WZ-AC2	Test Date: 2023-08-29
Limit: FCC_5G_RE(3m)	Engineer: Bob Zhang
Probe: BBHA9120D_1457_1-18GHz	Polarity: Vertical
EUT: ACCESS POINT	Power: AC 120V/60Hz
Test Mode: Transmit by 802.11ax-HE40 at 5670MHz	



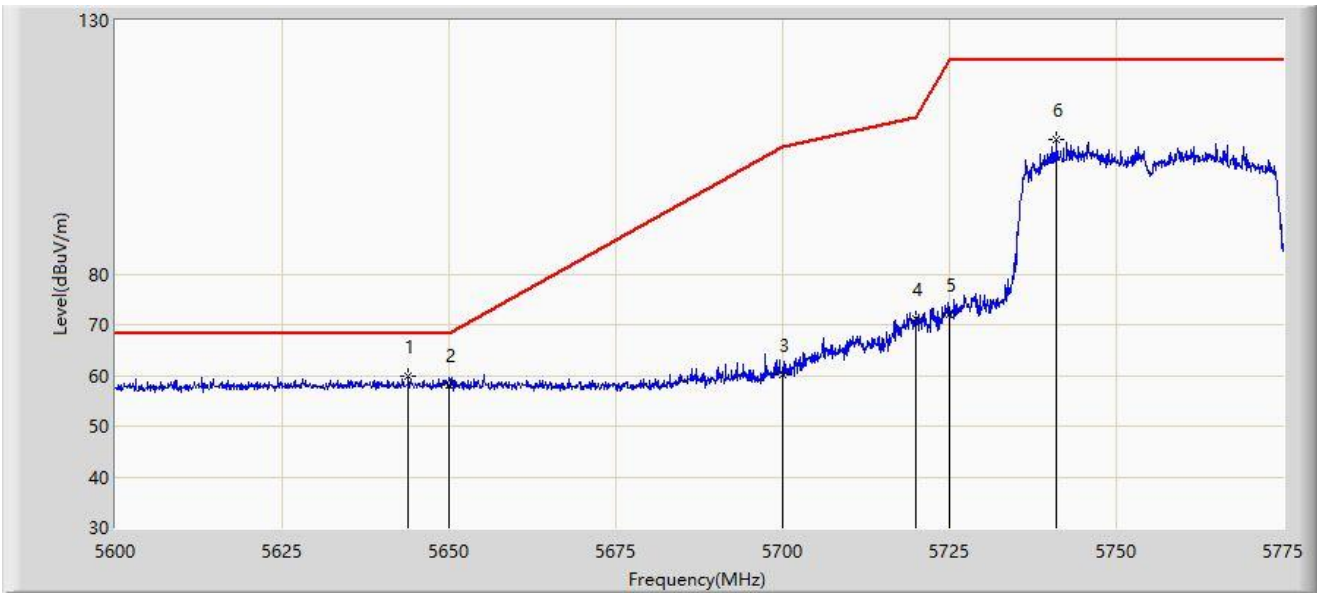
No	Mark	Frequency (MHz)	Measure Level (dB $\mu$ V/m)	Reading Level (dB $\mu$ V)	Margin (dB)	Limit (dB $\mu$ V/m)	Factor (dB/m)	Type
1		5664.700	119.920	115.857	N/A	N/A	4.063	PK
2		5725.000	63.364	58.676	-4.836	68.200	4.688	PK
3	*	5725.100	66.914	62.225	-1.286	68.200	4.689	PK

Note 1: " \* ", means this data is the worst emission level.

Note 2: Measure Level (dB $\mu$ V/m) = Reading Level (dB $\mu$ V) + Factor (dB/m).

Note 3: Factor (dB/m) = Cable Loss (dB) + Antenna Factor (dB/m) - Pre\_Amplifier Gain (dB).

Site: WZ-AC2	Test Date: 2023-08-29
Limit: FCC_5.8G_RE(3m)	Engineer: Bob Zhang
Probe: BBHA9120D_1457_1-18GHz	Polarity: Horizontal
EUT: ACCESS POINT	Power: AC 120V/60Hz
Test Mode: Transmit by 802.11ax-HE40 at 5755MHz	



No	Mark	Frequency (MHz)	Measure Level (dB $\mu$ V/m)	Reading Level (dB $\mu$ V)	Margin (dB)	Limit (dB $\mu$ V/m)	Factor (dB/m)	Type
1	*	5643.925	59.971	55.777	-8.229	68.200	4.195	PK
2		5650.000	58.046	53.886	-10.154	68.200	4.160	PK
3		5700.000	60.166	55.736	-45.034	105.200	4.430	PK
4		5720.000	71.043	66.393	-39.757	110.800	4.649	PK
5		5725.000	72.079	67.391	-50.121	122.200	4.688	PK
6		5741.050	106.409	101.979	N/A	N/A	4.430	PK

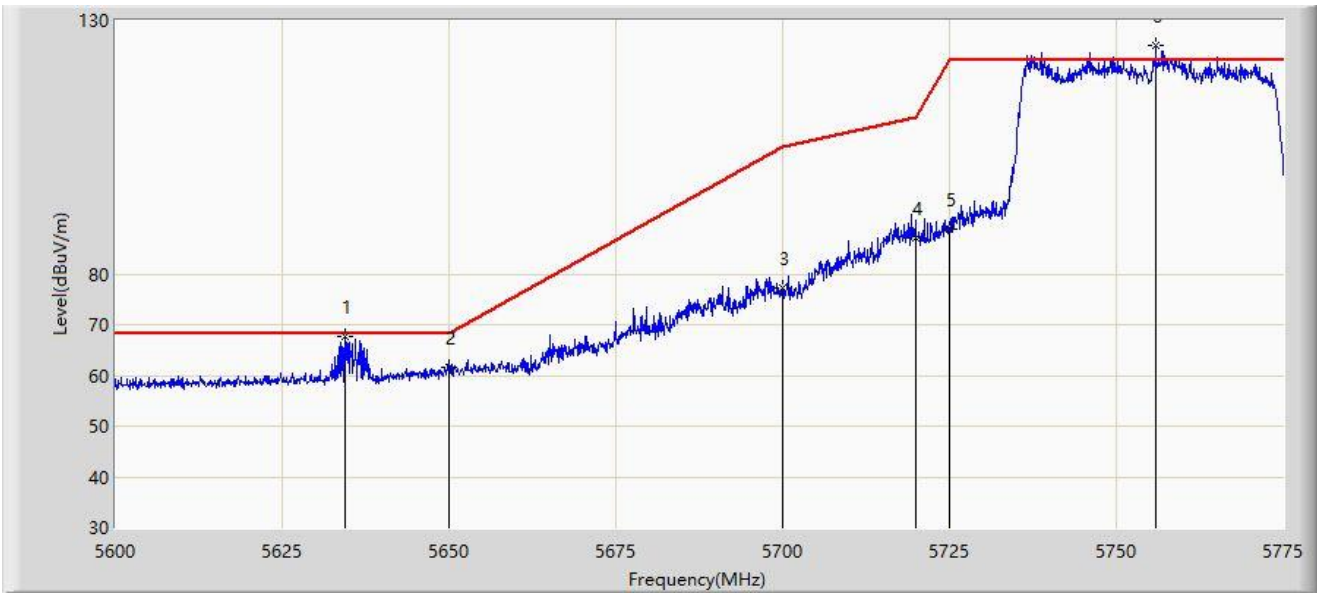
Note 1: " \* ", means this data is the worst emission level.

Note 2: Measure Level (dB $\mu$ V/m) = Reading Level (dB $\mu$ V) + Factor (dB/m).

Note 3: Factor (dB/m) = Cable Loss (dB) + Antenna Factor (dB/m) - Pre\_Amplifier Gain (dB).



Site: WZ-AC2	Test Date: 2023-08-29
Limit: FCC_5.8G_RE(3m)	Engineer: Bob Zhang
Probe: BBHA9120D_1457_1-18GHz	Polarity: Vertical
EUT: ACCESS POINT	Power: AC 120V/60Hz
Test Mode: Transmit by 802.11ax-HE40 at 5755MHz	



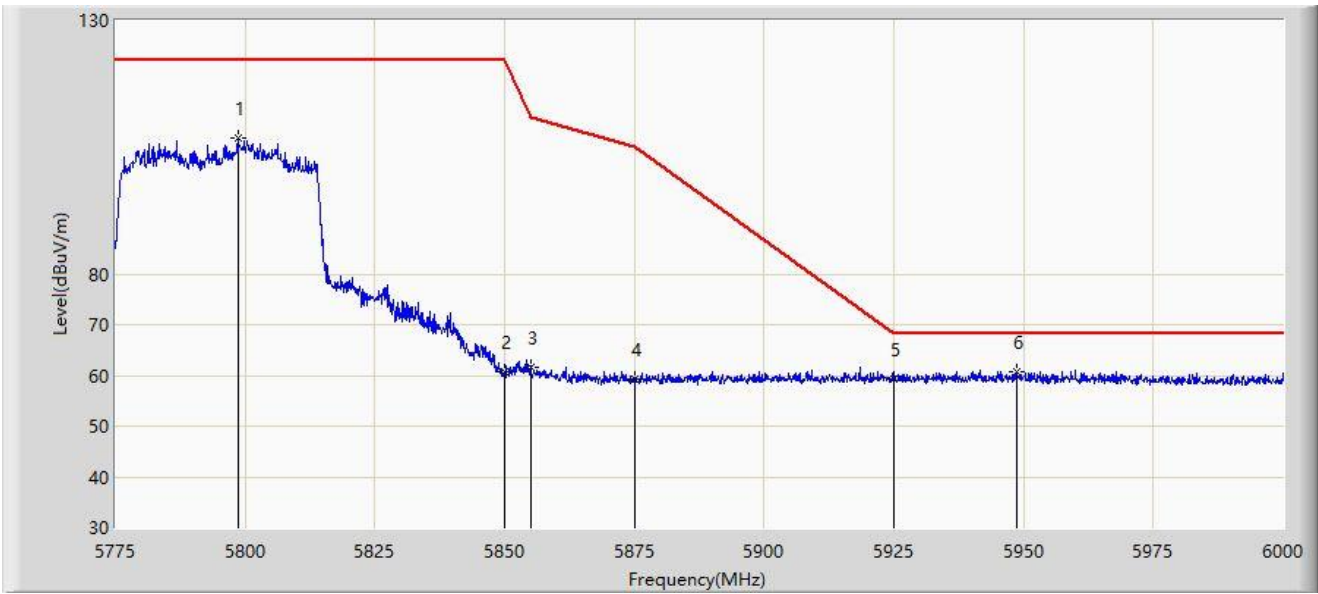
No	Mark	Frequency (MHz)	Measure Level (dBμV/m)	Reading Level (dBμV)	Margin (dB)	Limit (dBμV/m)	Factor (dB/m)	Type
1	*	5634.475	67.543	63.414	-0.657	68.200	4.130	PK
2		5650.000	61.681	57.521	-6.519	68.200	4.160	PK
3		5700.000	77.225	72.795	-27.975	105.200	4.430	PK
4		5720.000	87.216	82.566	-23.584	110.800	4.649	PK
5		5725.000	88.779	84.091	-33.421	122.200	4.688	PK
6		5755.925	125.043	120.511	N/A	N/A	4.533	PK

Note 1: " \* ", means this data is the worst emission level.

Note 2: Measure Level (dBμV/m) = Reading Level (dBμV) + Factor (dB/m).

Note 3: Factor (dB/m) = Cable Loss (dB) + Antenna Factor (dB/m) - Pre\_Amplifier Gain (dB).

Site: WZ-AC2	Test Date: 2023-08-29
Limit: FCC_5.8G_RE(3m)	Engineer: Bob Zhang
Probe: BBHA9120D_1457_1-18GHz	Polarity: Horizontal
EUT: ACCESS POINT	Power: AC 120V/60Hz
Test Mode: Transmit by 802.11ax-HE40 at 5795MHz	



No	Mark	Frequency (MHz)	Measure Level (dBμV/m)	Reading Level (dBμV)	Margin (dB)	Limit (dBμV/m)	Factor (dB/m)	Type
1		5798.625	106.747	101.686	N/A	N/A	5.061	PK
2		5850.000	60.589	55.629	-61.611	122.200	4.960	PK
3		5855.000	61.725	56.706	-49.075	110.800	5.019	PK
4		5875.000	59.385	54.249	-45.815	105.200	5.136	PK
5		5925.000	59.303	54.033	-8.897	68.200	5.271	PK
6	*	5948.700	60.732	55.350	-7.468	68.200	5.382	PK

Note 1: " \* ", means this data is the worst emission level.

Note 2: Measure Level (dBμV/m) = Reading Level (dBμV) + Factor (dB/m).

Note 3: Factor (dB/m) = Cable Loss (dB) + Antenna Factor (dB/m) - Pre\_Amplifier Gain (dB).