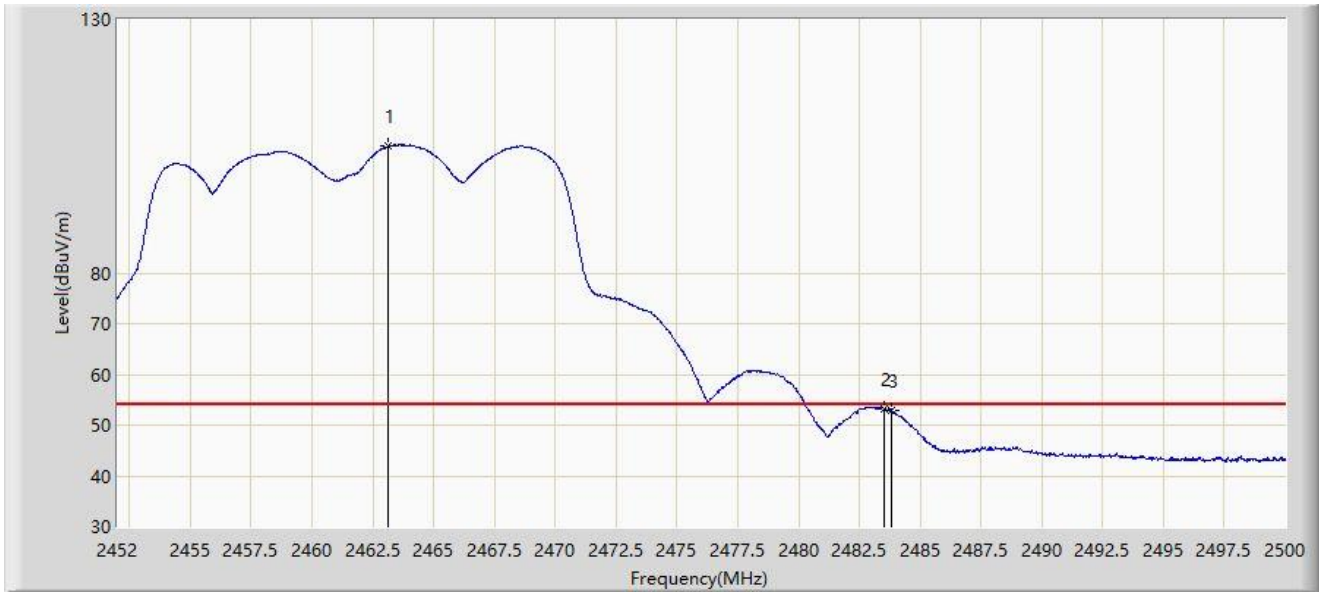


| | |
|---|-----------------------|
| Site: WZ-AC2 | Test Date: 2023-08-07 |
| Limit: FCC_2.4G_RE(3m) | Engineer: Dick Shen |
| Probe: Horn 3117_1-18GHz | Polarity: Vertical |
| EUT: ACCESS POINT | Power: AC 120V/60Hz |
| Test Mode: Transmit by 802.11g at 2462MHz | |



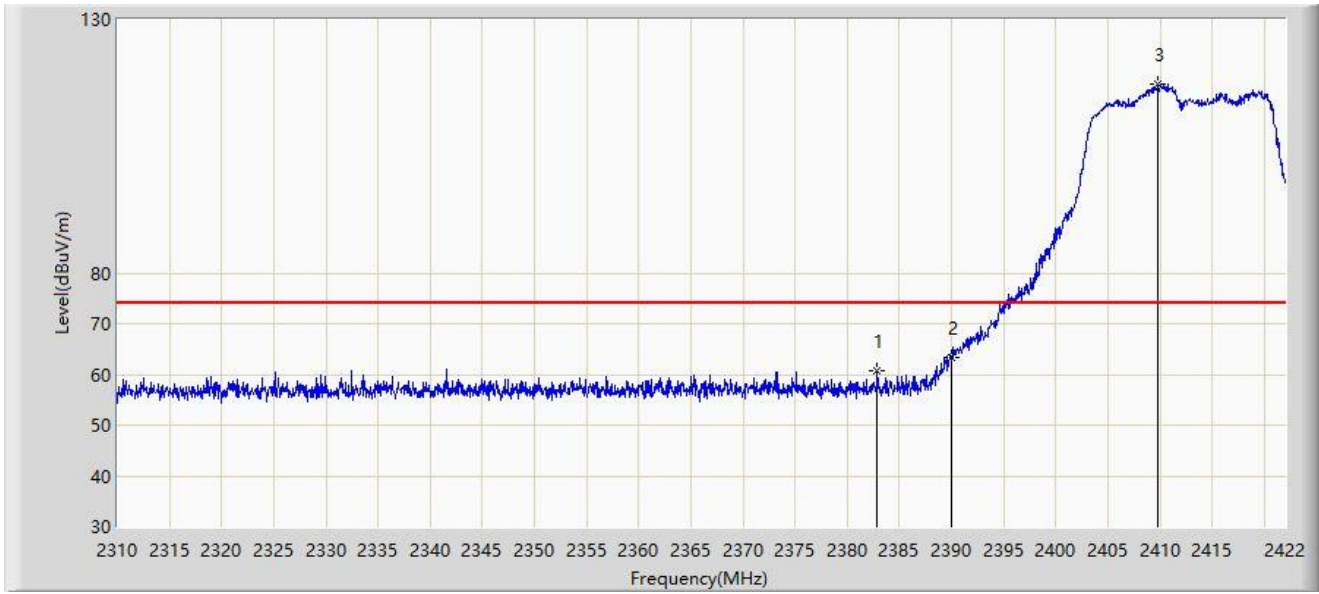
| No | Mark | Frequency (MHz) | Measure Level (dB μ V/m) | Reading Level (dB μ V) | Margin (dB) | Limit (dB μ V/m) | Factor (dB/m) | Type |
|----|------|-----------------|------------------------------|----------------------------|-------------|----------------------|---------------|------|
| 1 | | 2463.136 | 105.020 | 68.699 | N/A | N/A | 36.321 | AV |
| 2 | * | 2483.500 | 53.245 | 16.850 | -0.755 | 54.000 | 36.395 | AV |
| 3 | | 2483.800 | 52.938 | 16.542 | -1.062 | 54.000 | 36.396 | AV |

Note 1: " * ", means this data is the worst emission level.

Note 2: Measure Level (dB μ V/m) = Reading Level (dB μ V) + Factor (dB/m).

Note 3: Factor (dB/m) = Cable Loss (dB) + Antenna Factor (dB/m).

| | |
|--|-----------------------|
| Site: WZ-AC2 | Test Date: 2023-08-07 |
| Limit: FCC_2.4G_RE(3m) | Engineer: Dick Shen |
| Probe: Horn 3117_1-18GHz | Polarity: Horizontal |
| EUT: ACCESS POINT | Power: AC 120V/60Hz |
| Test Mode: Transmit by 802.11n-HT20 at 2412MHz | |



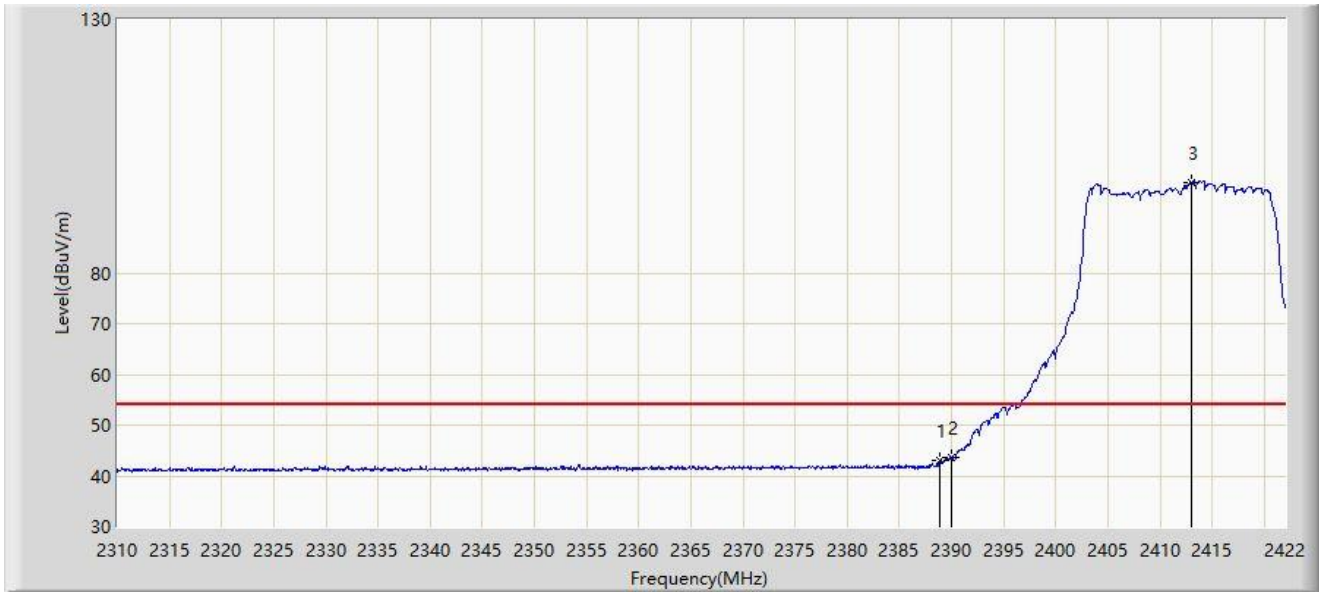
| No | Mark | Frequency (MHz) | Measure Level (dB μ V/m) | Reading Level (dB μ V) | Margin (dB) | Limit (dB μ V/m) | Factor (dB/m) | Type |
|----|------|-----------------|------------------------------|----------------------------|-------------|----------------------|---------------|------|
| 1 | | 2382.912 | 60.815 | 24.609 | -13.185 | 74.000 | 36.206 | PK |
| 2 | * | 2390.000 | 63.374 | 27.173 | -10.626 | 74.000 | 36.201 | PK |
| 3 | | 2409.792 | 117.255 | 81.067 | N/A | N/A | 36.187 | PK |

Note 1: " * ", means this data is the worst emission level.

Note 2: Measure Level (dB μ V/m) = Reading Level (dB μ V) + Factor (dB/m).

Note 3: Factor (dB/m) = Cable Loss (dB) + Antenna Factor (dB/m).

| | |
|--|-----------------------|
| Site: WZ-AC2 | Test Date: 2023-08-07 |
| Limit: FCC_2.4G_RE(3m) | Engineer: Dick Shen |
| Probe: Horn 3117_1-18GHz | Polarity: Horizontal |
| EUT: ACCESS POINT | Power: AC 120V/60Hz |
| Test Mode: Transmit by 802.11n-HT20 at 2412MHz | |



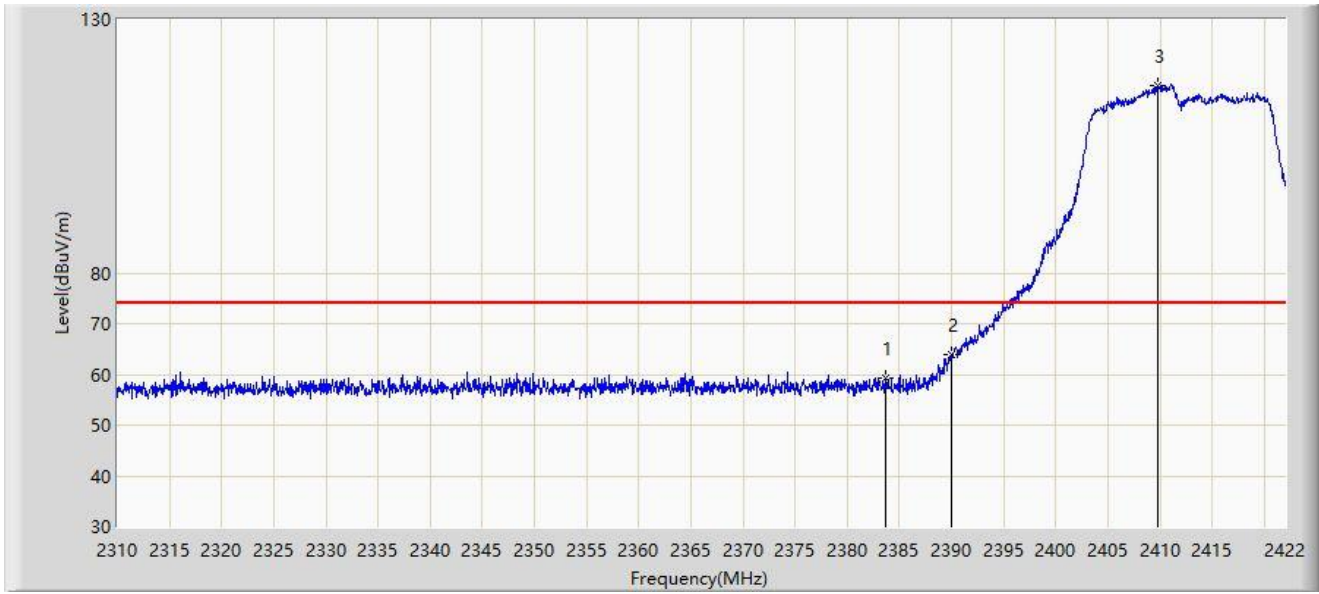
| No | Mark | Frequency (MHz) | Measure Level (dB μ V/m) | Reading Level (dB μ V) | Margin (dB) | Limit (dB μ V/m) | Factor (dB/m) | Type |
|----|------|-----------------|------------------------------|----------------------------|-------------|----------------------|---------------|------|
| 1 | | 2388.904 | 43.009 | 6.806 | -10.991 | 54.000 | 36.203 | AV |
| 2 | * | 2390.000 | 43.637 | 7.436 | -10.363 | 54.000 | 36.201 | AV |
| 3 | | 2413.040 | 97.873 | 61.681 | N/A | N/A | 36.192 | AV |

Note 1: " * ", means this data is the worst emission level.

Note 2: Measure Level (dB μ V/m) = Reading Level (dB μ V) + Factor (dB/m).

Note 3: Factor (dB/m) = Cable Loss (dB) + Antenna Factor (dB/m).

| | |
|--|-----------------------|
| Site: WZ-AC2 | Test Date: 2023-08-07 |
| Limit: FCC_2.4G_RE(3m) | Engineer: Dick Shen |
| Probe: Horn 3117_1-18GHz | Polarity: Vertical |
| EUT: ACCESS POINT | Power: AC 120V/60Hz |
| Test Mode: Transmit by 802.11n-HT20 at 2412MHz | |



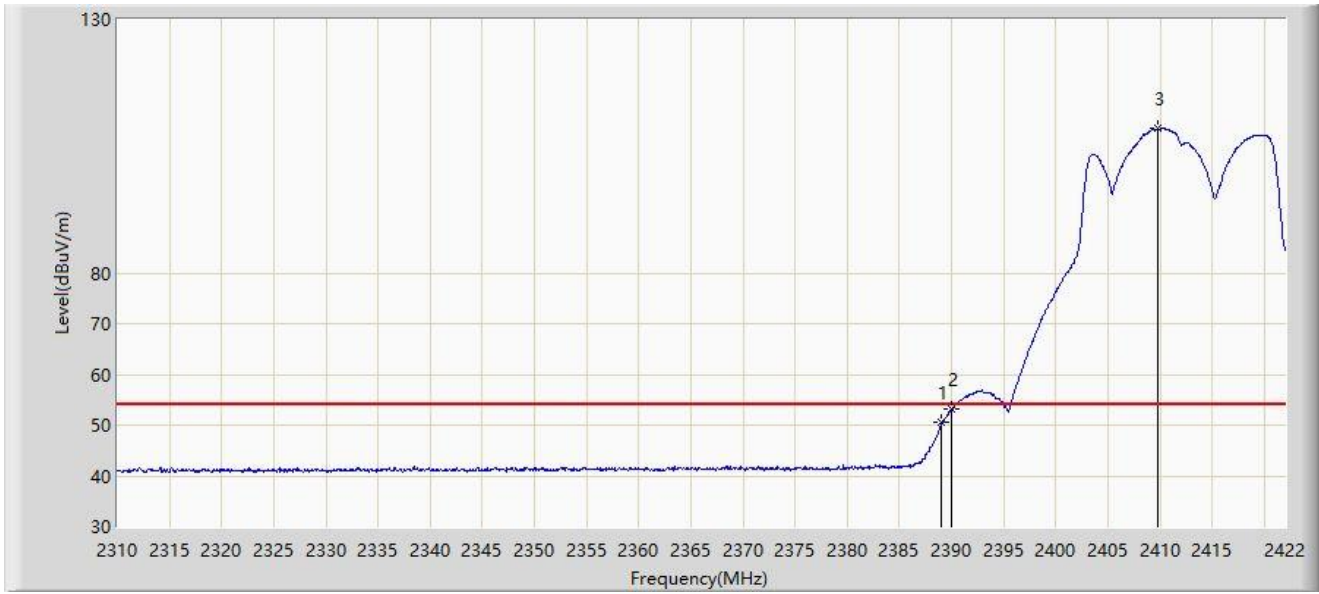
| No | Mark | Frequency (MHz) | Measure Level (dB μ V/m) | Reading Level (dB μ V) | Margin (dB) | Limit (dB μ V/m) | Factor (dB/m) | Type |
|----|------|-----------------|------------------------------|----------------------------|-------------|----------------------|---------------|------|
| 1 | | 2383.640 | 59.397 | 23.189 | -14.603 | 74.000 | 36.208 | PK |
| 2 | * | 2390.000 | 63.864 | 27.663 | -10.136 | 74.000 | 36.201 | PK |
| 3 | | 2409.736 | 117.059 | 80.871 | N/A | N/A | 36.187 | PK |

Note 1: " * ", means this data is the worst emission level.

Note 2: Measure Level (dB μ V/m) = Reading Level (dB μ V) + Factor (dB/m).

Note 3: Factor (dB/m) = Cable Loss (dB) + Antenna Factor (dB/m).

| | |
|--|-----------------------|
| Site: WZ-AC2 | Test Date: 2023-08-07 |
| Limit: FCC_2.4G_RE(3m) | Engineer: Dick Shen |
| Probe: Horn 3117_1-18GHz | Polarity: Vertical |
| EUT: ACCESS POINT | Power: AC 120V/60Hz |
| Test Mode: Transmit by 802.11n-HT20 at 2412MHz | |



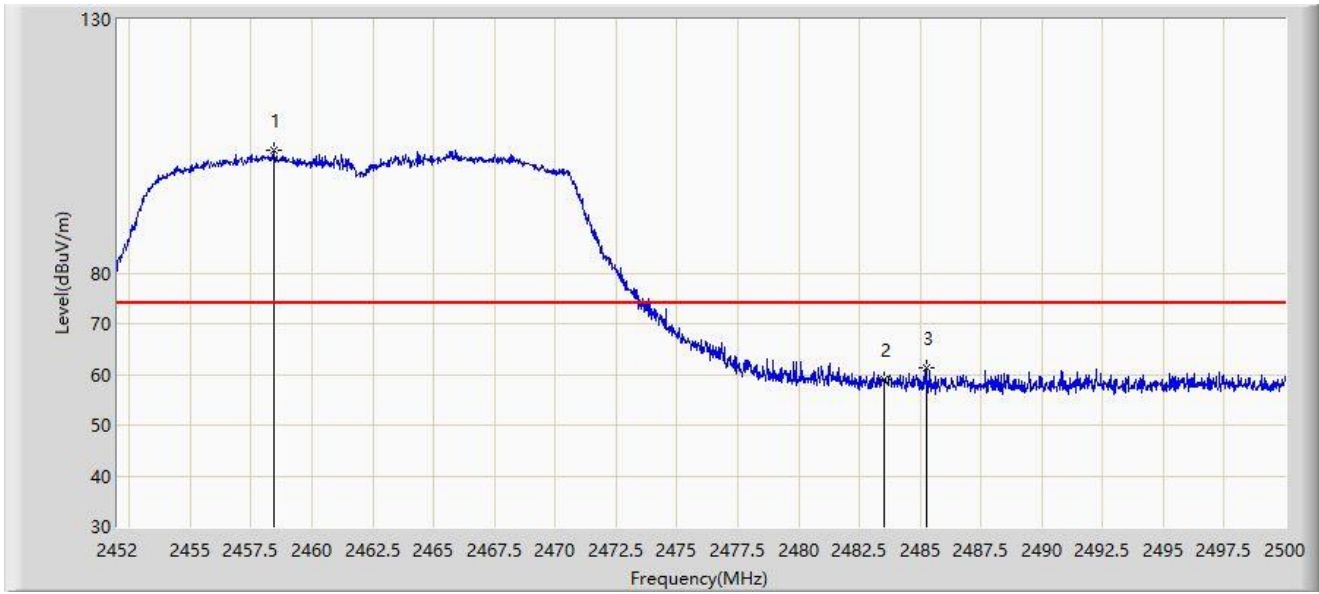
| No | Mark | Frequency (MHz) | Measure Level (dBμV/m) | Reading Level (dBμV) | Margin (dB) | Limit (dBμV/m) | Factor (dB/m) | Type |
|----|------|-----------------|------------------------|----------------------|-------------|----------------|---------------|------|
| 1 | | 2389.072 | 50.460 | 14.257 | -3.540 | 54.000 | 36.202 | AV |
| 2 | * | 2390.000 | 53.069 | 16.868 | -0.931 | 54.000 | 36.201 | AV |
| 3 | | 2409.848 | 108.422 | 72.234 | N/A | N/A | 36.187 | AV |

Note 1: " * ", means this data is the worst emission level.

Note 2: Measure Level (dBμV/m) = Reading Level (dBμV) + Factor (dB/m).

Note 3: Factor (dB/m) = Cable Loss (dB) + Antenna Factor (dB/m).

| | |
|--|-----------------------|
| Site: WZ-AC2 | Test Date: 2023-08-07 |
| Limit: FCC_2.4G_RE(3m) | Engineer: Dick Shen |
| Probe: Horn 3117_1-18GHz | Polarity: Horizontal |
| EUT: ACCESS POINT | Power: AC 120V/60Hz |
| Test Mode: Transmit by 802.11n-HT20 at 2462MHz | |



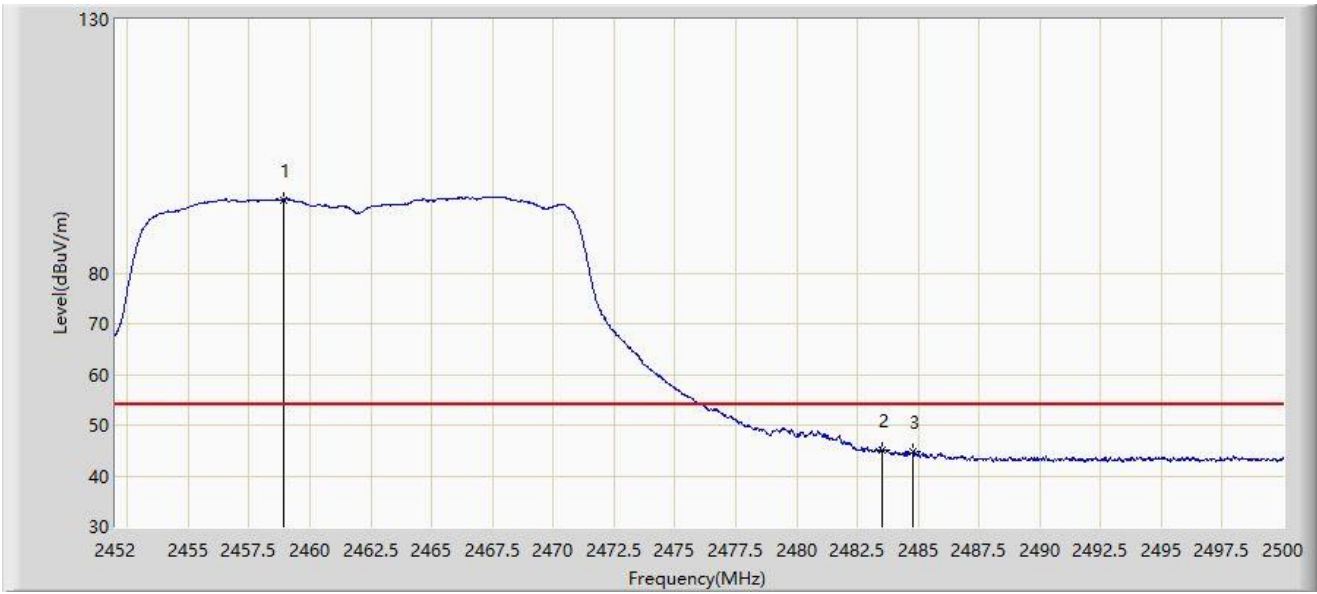
| No | Mark | Frequency (MHz) | Measure Level (dB μ V/m) | Reading Level (dB μ V) | Margin (dB) | Limit (dB μ V/m) | Factor (dB/m) | Type |
|----|------|-----------------|------------------------------|----------------------------|-------------|----------------------|---------------|------|
| 1 | | 2458.408 | 104.246 | 67.939 | N/A | N/A | 36.307 | PK |
| 2 | | 2483.500 | 58.912 | 22.517 | -15.088 | 74.000 | 36.395 | PK |
| 3 | * | 2485.288 | 61.284 | 24.885 | -12.716 | 74.000 | 36.399 | PK |

Note 1: " * ", means this data is the worst emission level.

Note 2: Measure Level (dB μ V/m) = Reading Level (dB μ V) + Factor (dB/m).

Note 3: Factor (dB/m) = Cable Loss (dB) + Antenna Factor (dB/m).

| | |
|--|-----------------------|
| Site: WZ-AC2 | Test Date: 2023-08-07 |
| Limit: FCC_2.4G_RE(3m) | Engineer: Dick Shen |
| Probe: Horn 3117_1-18GHz | Polarity: Horizontal |
| EUT: ACCESS POINT | Power: AC 120V/60Hz |
| Test Mode: Transmit by 802.11n-HT20 at 2462MHz | |



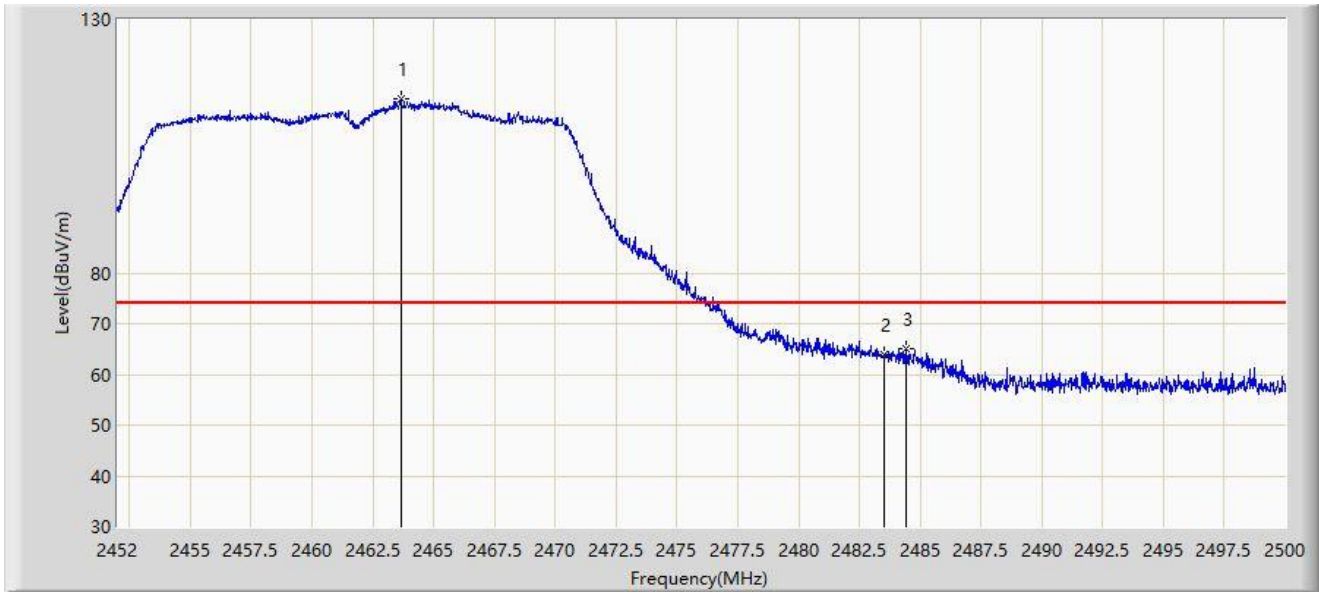
| No | Mark | Frequency (MHz) | Measure Level (dB μ V/m) | Reading Level (dB μ V) | Margin (dB) | Limit (dB μ V/m) | Factor (dB/m) | Type |
|----|------|-----------------|------------------------------|----------------------------|-------------|----------------------|---------------|------|
| 1 | | 2458.912 | 94.446 | 58.138 | N/A | N/A | 36.308 | AV |
| 2 | * | 2483.500 | 45.076 | 8.681 | -8.924 | 54.000 | 36.395 | AV |
| 3 | | 2484.784 | 44.894 | 8.496 | -9.106 | 54.000 | 36.398 | AV |

Note 1: " * ", means this data is the worst emission level.

Note 2: Measure Level (dB μ V/m) = Reading Level (dB μ V) + Factor (dB/m).

Note 3: Factor (dB/m) = Cable Loss (dB) + Antenna Factor (dB/m).

| | |
|--|-----------------------|
| Site: WZ-AC2 | Test Date: 2023-08-07 |
| Limit: FCC_2.4G_RE(3m) | Engineer: Dick Shen |
| Probe: Horn 3117_1-18GHz | Polarity: Vertical |
| EUT: ACCESS POINT | Power: AC 120V/60Hz |
| Test Mode: Transmit by 802.11n-HT20 at 2462MHz | |



| No | Mark | Frequency (MHz) | Measure Level (dB μ V/m) | Reading Level (dB μ V) | Margin (dB) | Limit (dB μ V/m) | Factor (dB/m) | Type |
|----|------|-----------------|------------------------------|----------------------------|-------------|----------------------|---------------|------|
| 1 | | 2463.664 | 114.388 | 78.065 | N/A | N/A | 36.323 | PK |
| 2 | | 2483.500 | 63.874 | 27.479 | -10.126 | 74.000 | 36.395 | PK |
| 3 | * | 2484.400 | 64.967 | 28.570 | -9.033 | 74.000 | 36.397 | PK |

Note 1: " * ", means this data is the worst emission level.

Note 2: Measure Level (dB μ V/m) = Reading Level (dB μ V) + Factor (dB/m).

Note 3: Factor (dB/m) = Cable Loss (dB) + Antenna Factor (dB/m).

| | |
|--|-----------------------|
| Site: WZ-AC2 | Test Date: 2023-08-07 |
| Limit: FCC_2.4G_RE(3m) | Engineer: Dick Shen |
| Probe: Horn 3117_1-18GHz | Polarity: Vertical |
| EUT: ACCESS POINT | Power: AC 120V/60Hz |
| Test Mode: Transmit by 802.11n-HT20 at 2462MHz | |



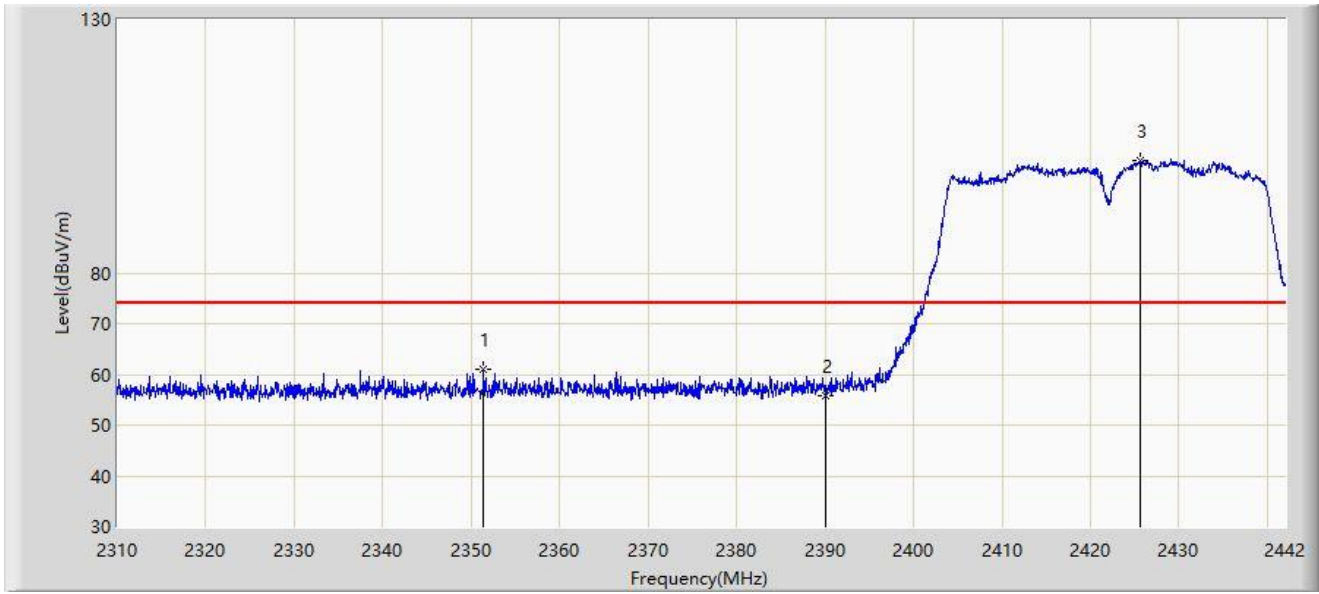
| No | Mark | Frequency (MHz) | Measure Level (dB μ V/m) | Reading Level (dB μ V) | Margin (dB) | Limit (dB μ V/m) | Factor (dB/m) | Type |
|----|------|-----------------|------------------------------|----------------------------|-------------|----------------------|---------------|------|
| 1 | | 2464.888 | 105.060 | 68.731 | N/A | N/A | 36.328 | AV |
| 2 | * | 2483.500 | 52.871 | 16.476 | -1.129 | 54.000 | 36.395 | AV |
| 3 | | 2484.064 | 52.519 | 16.123 | -1.481 | 54.000 | 36.397 | AV |

Note 1: " * ", means this data is the worst emission level.

Note 2: Measure Level (dB μ V/m) = Reading Level (dB μ V) + Factor (dB/m).

Note 3: Factor (dB/m) = Cable Loss (dB) + Antenna Factor (dB/m).

| | |
|--|-----------------------|
| Site: WZ-AC2 | Test Date: 2023-08-08 |
| Limit: FCC_2.4G_RE(3m) | Engineer: Dick Shen |
| Probe: Horn 3117_1-18GHz | Polarity: Horizontal |
| EUT: ACCESS POINT | Power: AC 120V/60Hz |
| Test Mode: Transmit by 802.11n-HT40 at 2422MHz | |



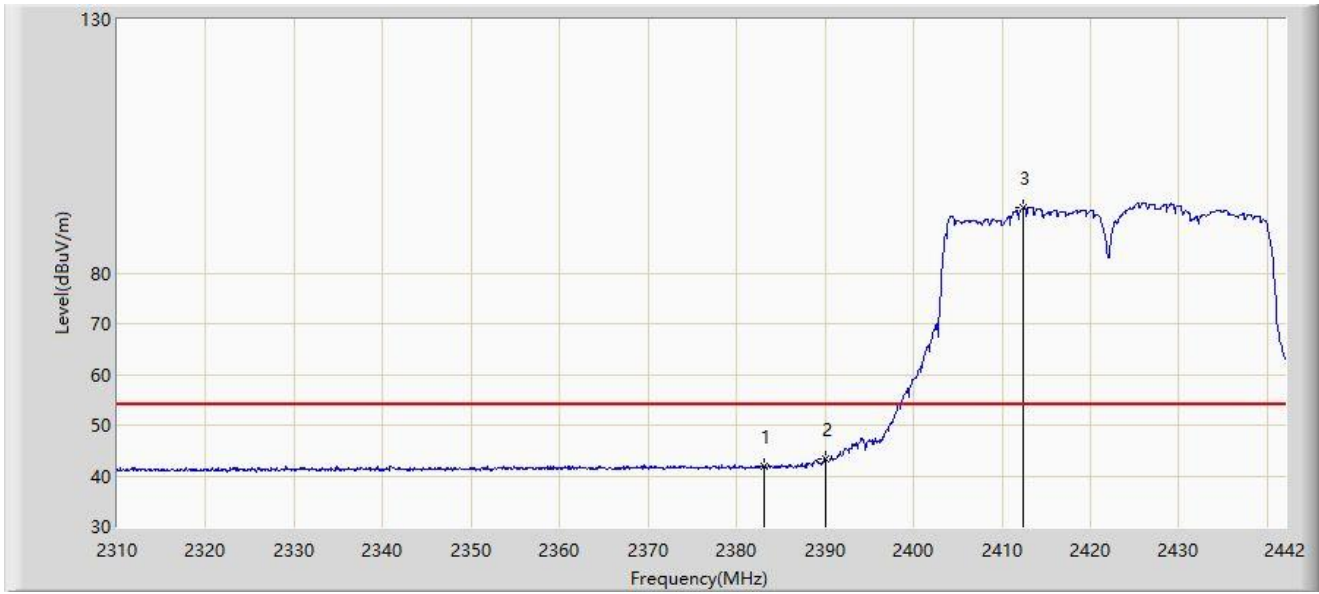
| No | Mark | Frequency (MHz) | Measure Level (dB μ V/m) | Reading Level (dB μ V) | Margin (dB) | Limit (dB μ V/m) | Factor (dB/m) | Type |
|----|------|-----------------|------------------------------|----------------------------|-------------|----------------------|---------------|------|
| 1 | * | 2351.382 | 61.117 | 25.035 | -12.883 | 74.000 | 36.081 | PK |
| 2 | | 2390.000 | 55.916 | 19.715 | -18.084 | 74.000 | 36.201 | PK |
| 3 | | 2425.566 | 102.135 | 65.907 | N/A | N/A | 36.228 | PK |

Note 1: " * ", means this data is the worst emission level.

Note 2: Measure Level (dB μ V/m) = Reading Level (dB μ V) + Factor (dB/m).

Note 3: Factor (dB/m) = Cable Loss (dB) + Antenna Factor (dB/m).

| | |
|--|-----------------------|
| Site: WZ-AC2 | Test Date: 2023-08-08 |
| Limit: FCC_2.4G_RE(3m) | Engineer: Dick Shen |
| Probe: Horn 3117_1-18GHz | Polarity: Horizontal |
| EUT: ACCESS POINT | Power: AC 120V/60Hz |
| Test Mode: Transmit by 802.11n-HT40 at 2422MHz | |



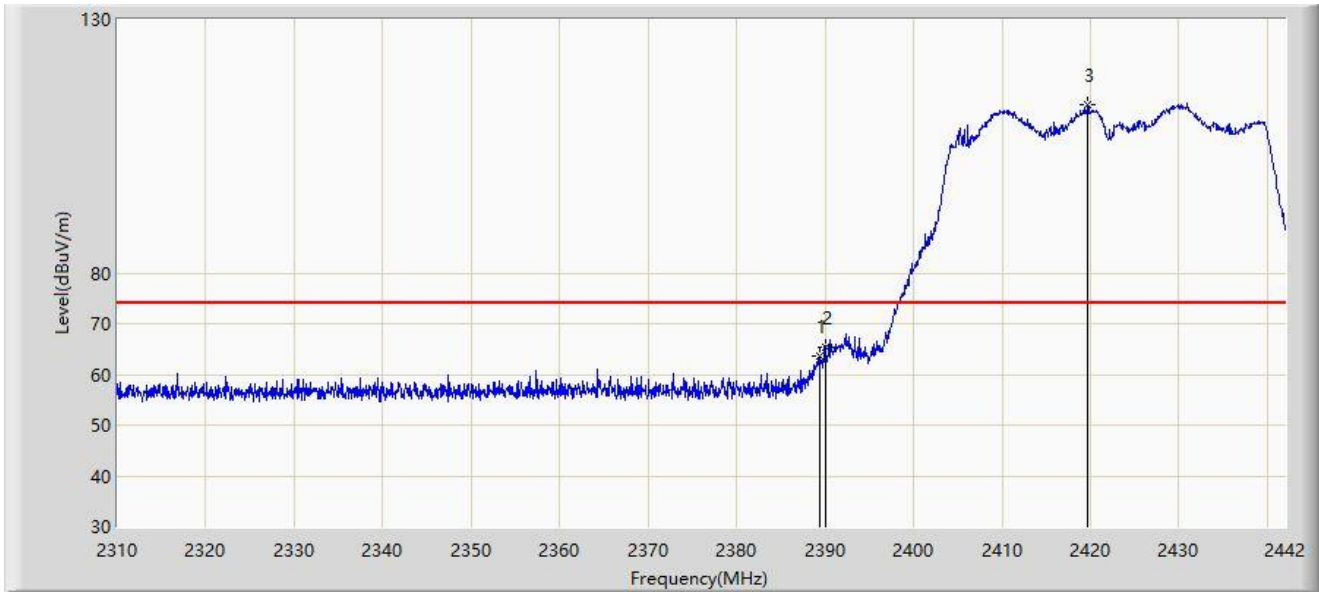
| No | Mark | Frequency (MHz) | Measure Level (dB μ V/m) | Reading Level (dB μ V) | Margin (dB) | Limit (dB μ V/m) | Factor (dB/m) | Type |
|----|------|-----------------|------------------------------|----------------------------|-------------|----------------------|---------------|------|
| 1 | | 2383.194 | 41.967 | 5.760 | -12.033 | 54.000 | 36.207 | AV |
| 2 | * | 2390.000 | 43.299 | 7.098 | -10.701 | 54.000 | 36.201 | AV |
| 3 | | 2412.432 | 92.920 | 56.729 | N/A | N/A | 36.191 | AV |

Note 1: " * ", means this data is the worst emission level.

Note 2: Measure Level (dB μ V/m) = Reading Level (dB μ V) + Factor (dB/m).

Note 3: Factor (dB/m) = Cable Loss (dB) + Antenna Factor (dB/m).

| | |
|--|-----------------------|
| Site: WZ-AC2 | Test Date: 2023-08-07 |
| Limit: FCC_2.4G_RE(3m) | Engineer: Dick Shen |
| Probe: Horn 3117_1-18GHz | Polarity: Vertical |
| EUT: ACCESS POINT | Power: AC 120V/60Hz |
| Test Mode: Transmit by 802.11n-HT40 at 2422MHz | |



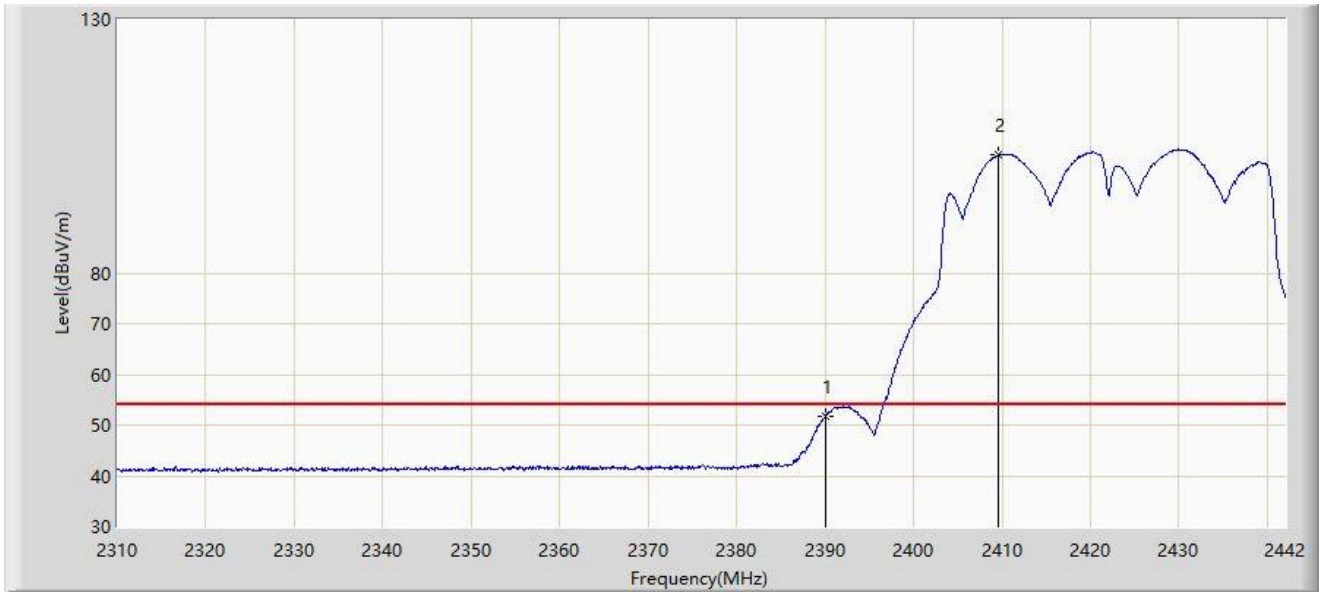
| No | Mark | Frequency (MHz) | Measure Level (dB μ V/m) | Reading Level (dB μ V) | Margin (dB) | Limit (dB μ V/m) | Factor (dB/m) | Type |
|----|------|-----------------|------------------------------|----------------------------|-------------|----------------------|---------------|------|
| 1 | | 2389.332 | 63.754 | 27.552 | -10.246 | 74.000 | 36.203 | PK |
| 2 | * | 2390.000 | 65.348 | 29.147 | -8.652 | 74.000 | 36.201 | PK |
| 3 | | 2419.692 | 113.080 | 76.876 | N/A | N/A | 36.204 | PK |

Note 1: " * ", means this data is the worst emission level.

Note 2: Measure Level (dB μ V/m) = Reading Level (dB μ V) + Factor (dB/m).

Note 3: Factor (dB/m) = Cable Loss (dB) + Antenna Factor (dB/m).

| | |
|--|-----------------------|
| Site: WZ-AC2 | Test Date: 2023-08-07 |
| Limit: FCC_2.4G_RE(3m) | Engineer: Dick Shen |
| Probe: Horn 3117_1-18GHz | Polarity: Vertical |
| EUT: ACCESS POINT | Power: AC 120V/60Hz |
| Test Mode: Transmit by 802.11n-HT40 at 2422MHz | |



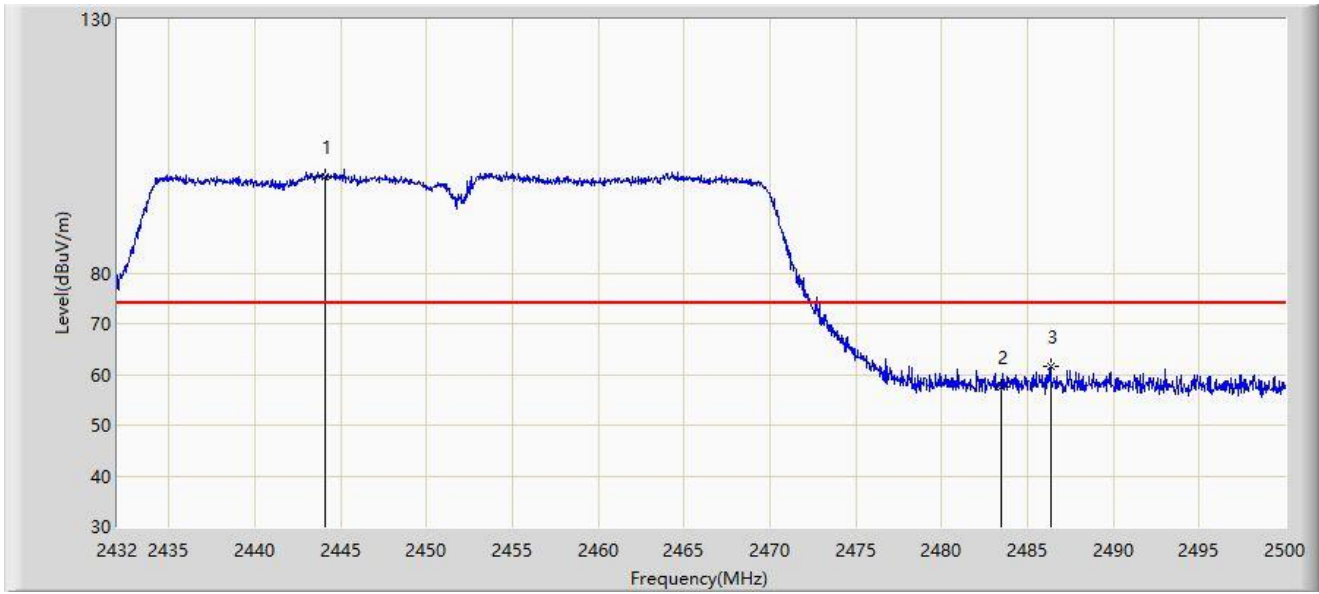
| No | Mark | Frequency (MHz) | Measure Level (dB μ V/m) | Reading Level (dB μ V) | Margin (dB) | Limit (dB μ V/m) | Factor (dB/m) | Type |
|----|------|-----------------|------------------------------|----------------------------|-------------|----------------------|---------------|------|
| 1 | * | 2390.000 | 51.636 | 15.435 | -2.364 | 54.000 | 36.201 | AV |
| 2 | | 2409.528 | 103.216 | 67.029 | N/A | N/A | 36.188 | AV |

Note 1: " * ", means this data is the worst emission level.

Note 2: Measure Level (dB μ V/m) = Reading Level (dB μ V) + Factor (dB/m).

Note 3: Factor (dB/m) = Cable Loss (dB) + Antenna Factor (dB/m).

| | |
|--|-----------------------|
| Site: WZ-AC2 | Test Date: 2023-08-08 |
| Limit: FCC_2.4G_RE(3m) | Engineer: Dick Shen |
| Probe: Horn 3117_1-18GHz | Polarity: Horizontal |
| EUT: ACCESS POINT | Power: AC 120V/60Hz |
| Test Mode: Transmit by 802.11n-HT40 at 2452MHz | |



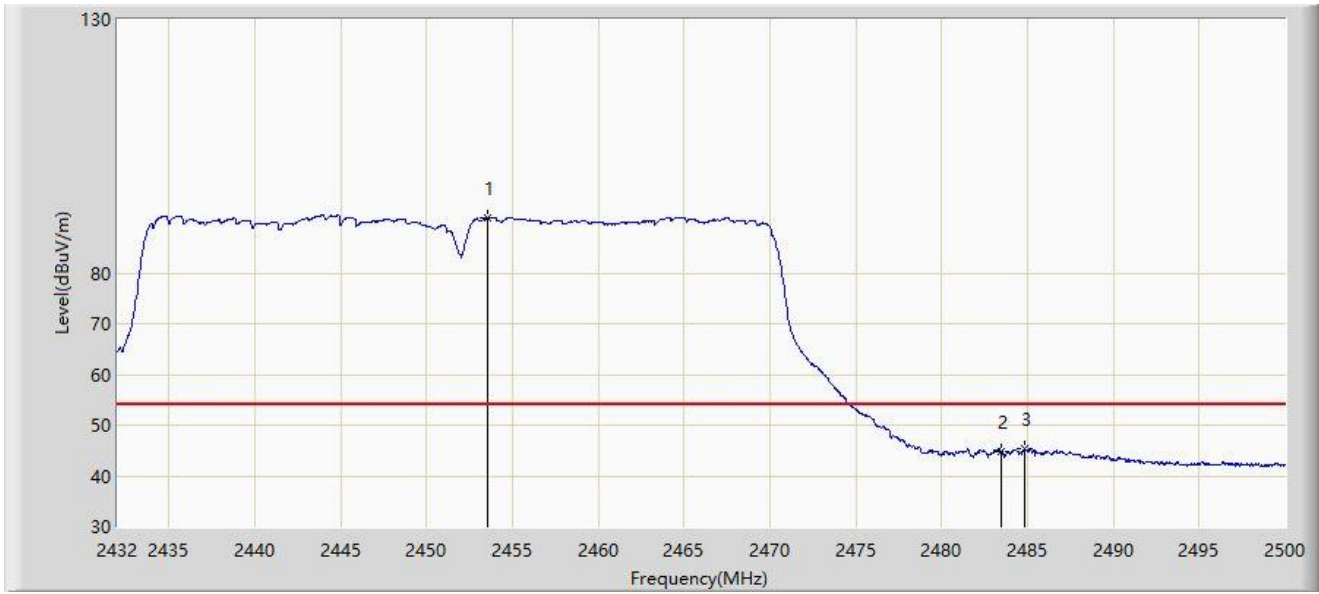
| No | Mark | Frequency (MHz) | Measure Level (dB μ V/m) | Reading Level (dB μ V) | Margin (dB) | Limit (dB μ V/m) | Factor (dB/m) | Type |
|----|------|-----------------|------------------------------|----------------------------|-------------|----------------------|---------------|------|
| 1 | | 2444.138 | 98.987 | 62.699 | N/A | N/A | 36.288 | PK |
| 2 | | 2483.500 | 57.626 | 21.231 | -16.374 | 74.000 | 36.395 | PK |
| 3 | * | 2486.332 | 61.637 | 25.236 | -12.363 | 74.000 | 36.402 | PK |

Note 1: " * ", means this data is the worst emission level.

Note 2: Measure Level (dB μ V/m) = Reading Level (dB μ V) + Factor (dB/m).

Note 3: Factor (dB/m) = Cable Loss (dB) + Antenna Factor (dB/m).

| | |
|--|-----------------------|
| Site: WZ-AC2 | Test Date: 2023-08-08 |
| Limit: FCC_2.4G_RE(3m) | Engineer: Dick Shen |
| Probe: Horn 3117_1-18GHz | Polarity: Horizontal |
| EUT: ACCESS POINT | Power: AC 120V/60Hz |
| Test Mode: Transmit by 802.11n-HT40 at 2452MHz | |



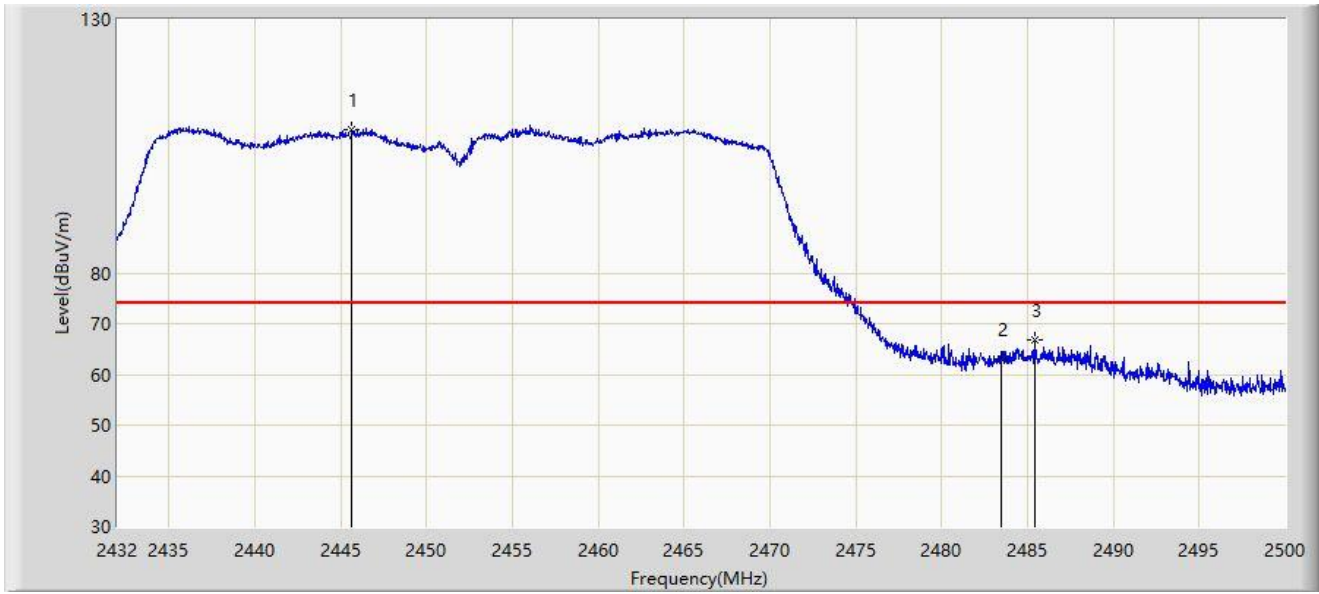
| No | Mark | Frequency (MHz) | Measure Level (dB μ V/m) | Reading Level (dB μ V) | Margin (dB) | Limit (dB μ V/m) | Factor (dB/m) | Type |
|----|------|-----------------|------------------------------|----------------------------|-------------|----------------------|---------------|------|
| 1 | | 2453.522 | 90.765 | 54.466 | N/A | N/A | 36.299 | AV |
| 2 | | 2483.500 | 44.819 | 8.424 | -9.181 | 54.000 | 36.395 | AV |
| 3 | * | 2484.836 | 45.240 | 8.842 | -8.760 | 54.000 | 36.398 | AV |

Note 1: " * ", means this data is the worst emission level.

Note 2: Measure Level (dB μ V/m) = Reading Level (dB μ V) + Factor (dB/m).

Note 3: Factor (dB/m) = Cable Loss (dB) + Antenna Factor (dB/m).

| | |
|--|-----------------------|
| Site: WZ-AC2 | Test Date: 2023-08-08 |
| Limit: FCC_2.4G_RE(3m) | Engineer: Dick Shen |
| Probe: Horn 3117_1-18GHz | Polarity: Vertical |
| EUT: ACCESS POINT | Power: AC 120V/60Hz |
| Test Mode: Transmit by 802.11n-HT40 at 2452MHz | |



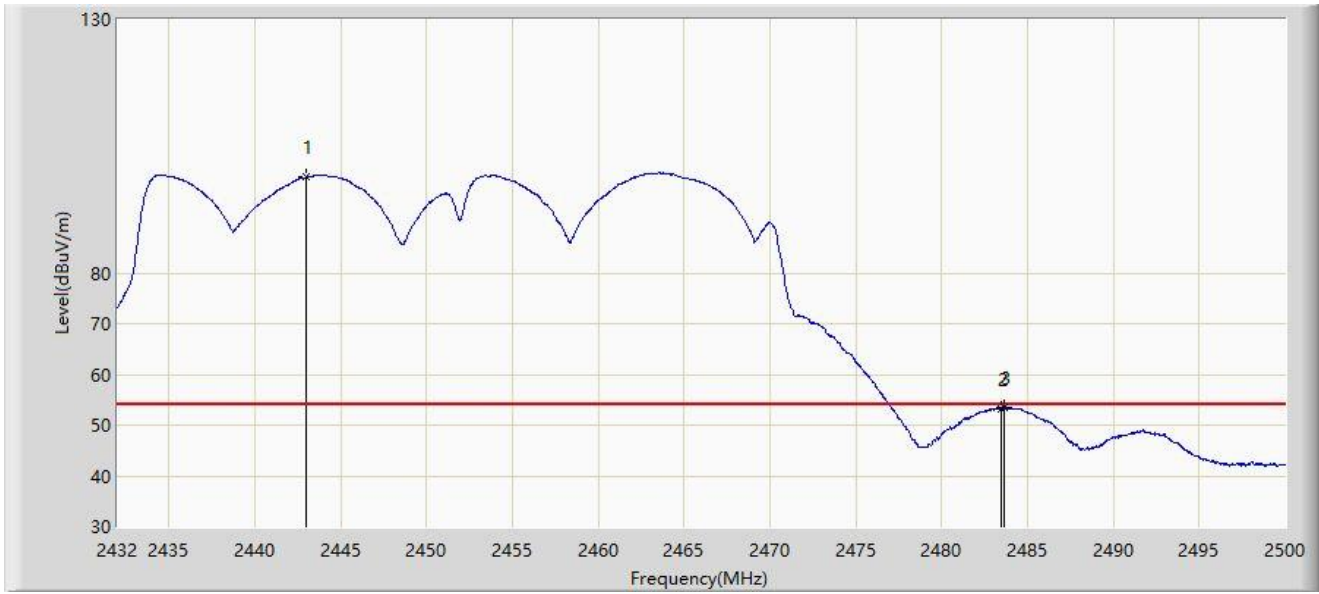
| No | Mark | Frequency (MHz) | Measure Level (dB μ V/m) | Reading Level (dB μ V) | Margin (dB) | Limit (dB μ V/m) | Factor (dB/m) | Type |
|----|------|-----------------|------------------------------|----------------------------|-------------|----------------------|---------------|------|
| 1 | | 2445.668 | 108.145 | 71.855 | N/A | N/A | 36.290 | PK |
| 2 | | 2483.500 | 63.120 | 26.725 | -10.880 | 74.000 | 36.395 | PK |
| 3 | * | 2485.448 | 66.739 | 30.340 | -7.261 | 74.000 | 36.399 | PK |

Note 1: " * ", means this data is the worst emission level.

Note 2: Measure Level (dB μ V/m) = Reading Level (dB μ V) + Factor (dB/m).

Note 3: Factor (dB/m) = Cable Loss (dB) + Antenna Factor (dB/m).

| | |
|--|-----------------------|
| Site: WZ-AC2 | Test Date: 2023-08-08 |
| Limit: FCC_2.4G_RE(3m) | Engineer: Dick Shen |
| Probe: Horn 3117_1-18GHz | Polarity: Vertical |
| EUT: ACCESS POINT | Power: AC 120V/60Hz |
| Test Mode: Transmit by 802.11n-HT40 at 2452MHz | |



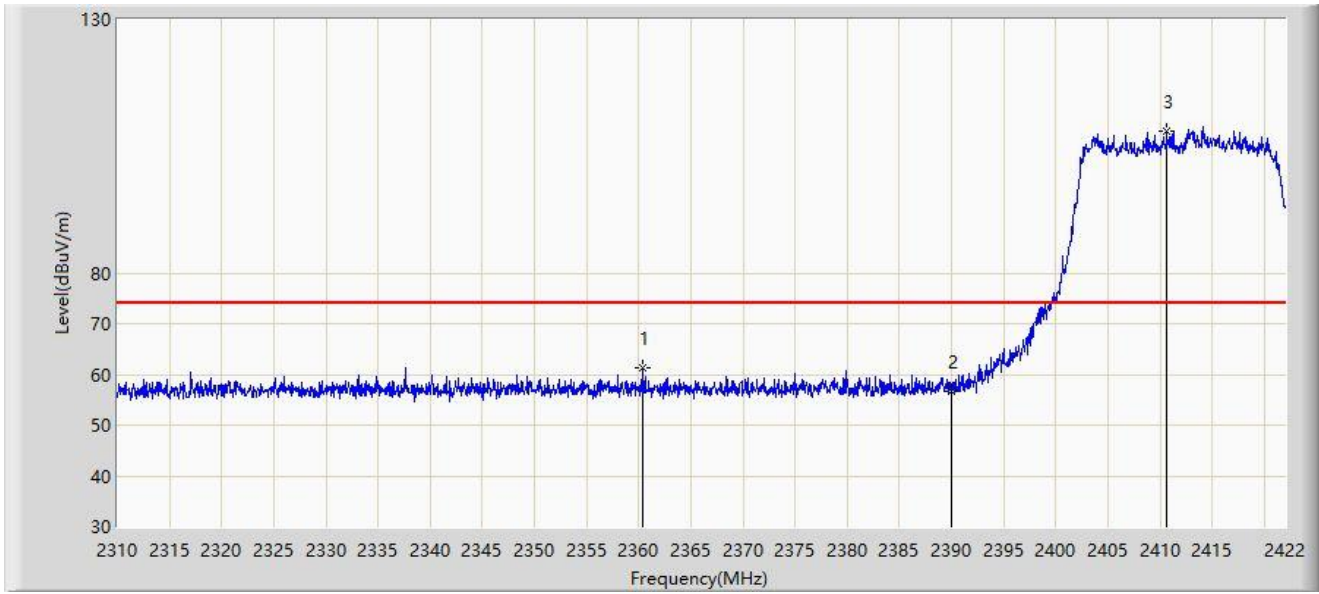
| No | Mark | Frequency (MHz) | Measure Level (dB μ V/m) | Reading Level (dB μ V) | Margin (dB) | Limit (dB μ V/m) | Factor (dB/m) | Type |
|----|------|-----------------|------------------------------|----------------------------|-------------|----------------------|---------------|------|
| 1 | | 2442.982 | 98.847 | 62.562 | N/A | N/A | 36.285 | AV |
| 2 | | 2483.500 | 53.287 | 16.892 | -0.713 | 54.000 | 36.395 | AV |
| 3 | * | 2483.612 | 53.377 | 16.982 | -0.623 | 54.000 | 36.396 | AV |

Note 1: " * ", means this data is the worst emission level.

Note 2: Measure Level (dB μ V/m) = Reading Level (dB μ V) + Factor (dB/m).

Note 3: Factor (dB/m) = Cable Loss (dB) + Antenna Factor (dB/m).

| | |
|---|-----------------------|
| Site: WZ-AC2 | Test Date: 2023-08-08 |
| Limit: FCC_2.4G_RE(3m) | Engineer: Dick Shen |
| Probe: Horn 3117_1-18GHz | Polarity: Horizontal |
| EUT: ACCESS POINT | Power: AC 120V/60Hz |
| Test Mode: Transmit by 802.11ax-HE20 at 2412MHz | |



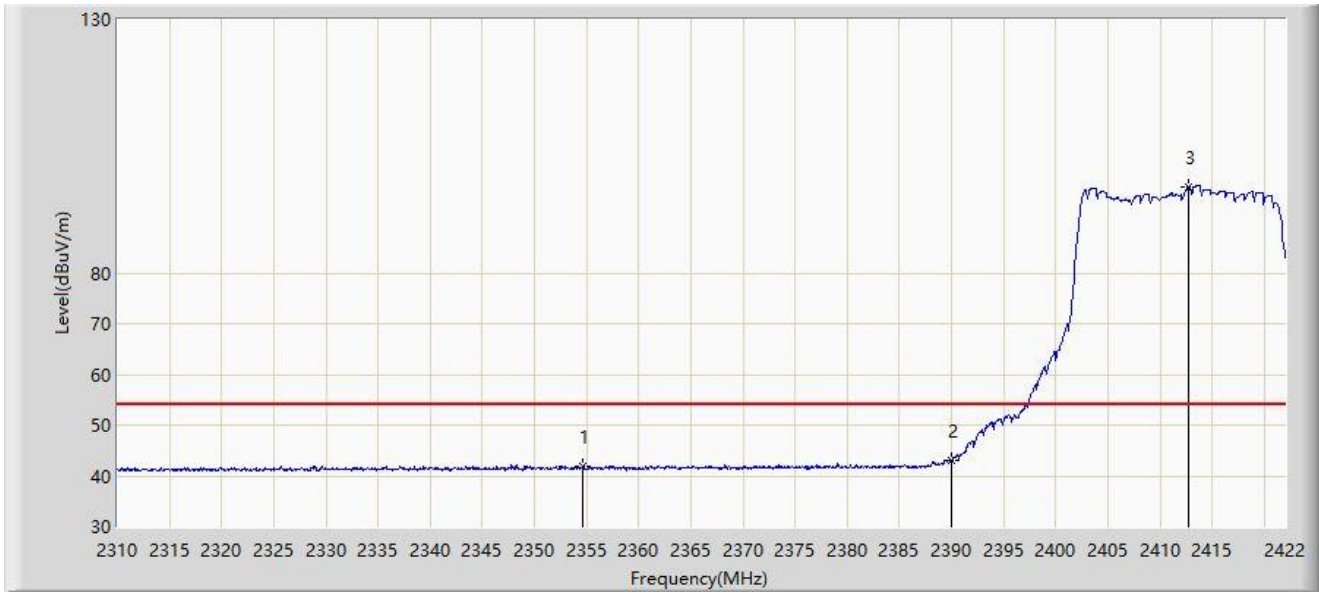
| No | Mark | Frequency (MHz) | Measure Level (dB μ V/m) | Reading Level (dB μ V) | Margin (dB) | Limit (dB μ V/m) | Factor (dB/m) | Type |
|----|------|-----------------|------------------------------|----------------------------|-------------|----------------------|---------------|------|
| 1 | * | 2360.344 | 61.328 | 25.216 | -12.672 | 74.000 | 36.113 | PK |
| 2 | | 2390.000 | 56.800 | 20.599 | -17.200 | 74.000 | 36.201 | PK |
| 3 | | 2410.632 | 107.841 | 71.653 | N/A | N/A | 36.188 | PK |

Note 1: " * ", means this data is the worst emission level.

Note 2: Measure Level (dB μ V/m) = Reading Level (dB μ V) + Factor (dB/m).

Note 3: Factor (dB/m) = Cable Loss (dB) + Antenna Factor (dB/m).

| | |
|---|-----------------------|
| Site: WZ-AC2 | Test Date: 2023-08-08 |
| Limit: FCC_2.4G_RE(3m) | Engineer: Dick Shen |
| Probe: Horn 3117_1-18GHz | Polarity: Horizontal |
| EUT: ACCESS POINT | Power: AC 120V/60Hz |
| Test Mode: Transmit by 802.11ax-HE20 at 2412MHz | |



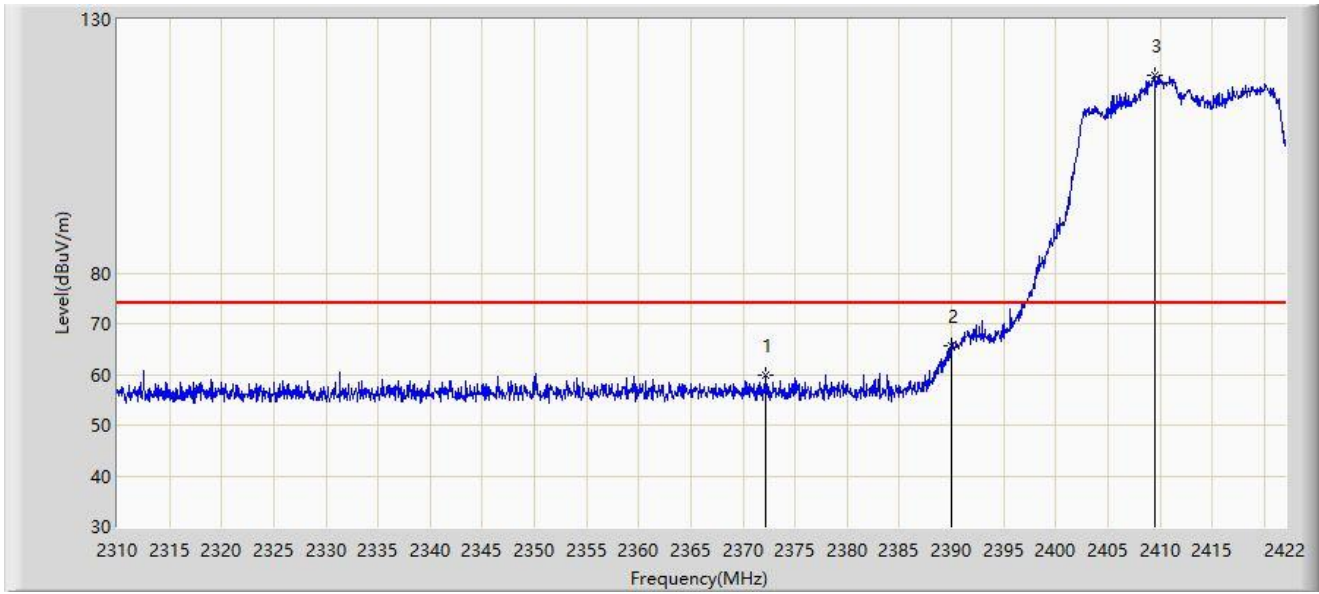
| No | Mark | Frequency (MHz) | Measure Level (dB μ V/m) | Reading Level (dB μ V) | Margin (dB) | Limit (dB μ V/m) | Factor (dB/m) | Type |
|----|------|-----------------|------------------------------|----------------------------|-------------|----------------------|---------------|------|
| 1 | | 2354.688 | 42.003 | 5.910 | -11.997 | 54.000 | 36.093 | AV |
| 2 | * | 2390.000 | 42.968 | 6.767 | -11.032 | 54.000 | 36.201 | AV |
| 3 | | 2412.704 | 96.957 | 60.766 | N/A | N/A | 36.191 | AV |

Note 1: " * ", means this data is the worst emission level.

Note 2: Measure Level (dB μ V/m) = Reading Level (dB μ V) + Factor (dB/m).

Note 3: Factor (dB/m) = Cable Loss (dB) + Antenna Factor (dB/m).

| | |
|---|-----------------------|
| Site: WZ-AC2 | Test Date: 2023-08-08 |
| Limit: FCC_2.4G_RE(3m) | Engineer: Dick Shen |
| Probe: Horn 3117_1-18GHz | Polarity: Vertical |
| EUT: ACCESS POINT | Power: AC 120V/60Hz |
| Test Mode: Transmit by 802.11ax-HE20 at 2412MHz | |



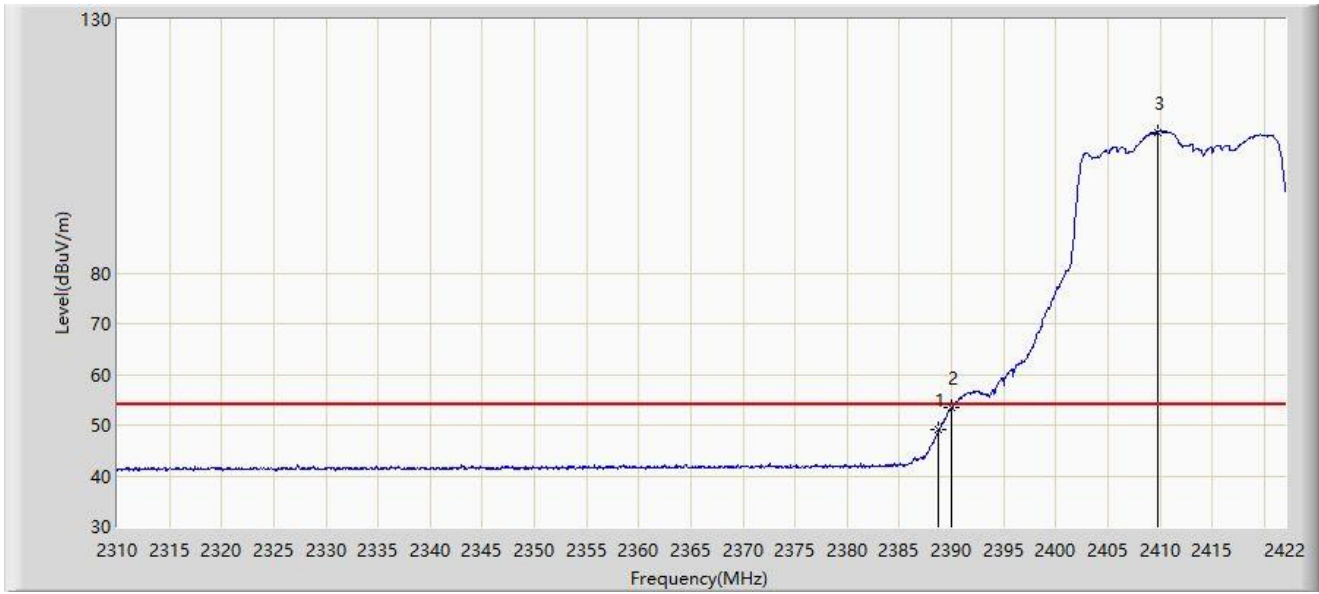
| No | Mark | Frequency (MHz) | Measure Level (dB μ V/m) | Reading Level (dB μ V) | Margin (dB) | Limit (dB μ V/m) | Factor (dB/m) | Type |
|----|------|-----------------|------------------------------|----------------------------|-------------|----------------------|---------------|------|
| 1 | | 2372.160 | 59.996 | 23.828 | -14.004 | 74.000 | 36.167 | PK |
| 2 | * | 2390.000 | 65.547 | 29.346 | -8.453 | 74.000 | 36.201 | PK |
| 3 | | 2409.456 | 118.959 | 82.772 | N/A | N/A | 36.188 | PK |

Note 1: " * ", means this data is the worst emission level.

Note 2: Measure Level (dB μ V/m) = Reading Level (dB μ V) + Factor (dB/m).

Note 3: Factor (dB/m) = Cable Loss (dB) + Antenna Factor (dB/m).

| | |
|---|-----------------------|
| Site: WZ-AC2 | Test Date: 2023-08-08 |
| Limit: FCC_2.4G_RE(3m) | Engineer: Dick Shen |
| Probe: Horn 3117_1-18GHz | Polarity: Vertical |
| EUT: ACCESS POINT | Power: AC 120V/60Hz |
| Test Mode: Transmit by 802.11ax-HE20 at 2412MHz | |



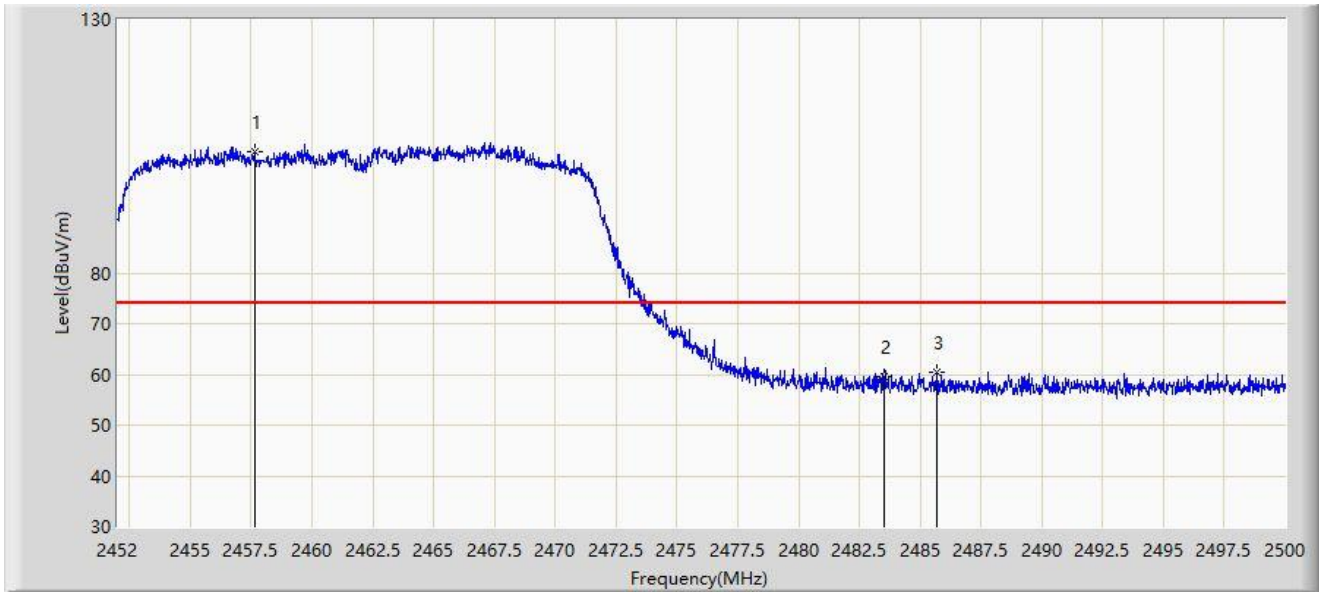
| No | Mark | Frequency (MHz) | Measure Level (dB μ V/m) | Reading Level (dB μ V) | Margin (dB) | Limit (dB μ V/m) | Factor (dB/m) | Type |
|----|------|-----------------|------------------------------|----------------------------|-------------|----------------------|---------------|------|
| 1 | | 2388.792 | 49.145 | 12.942 | -4.855 | 54.000 | 36.203 | AV |
| 2 | * | 2390.000 | 53.379 | 17.178 | -0.621 | 54.000 | 36.201 | AV |
| 3 | | 2409.736 | 107.806 | 71.618 | N/A | N/A | 36.187 | AV |

Note 1: " * ", means this data is the worst emission level.

Note 2: Measure Level (dB μ V/m) = Reading Level (dB μ V) + Factor (dB/m).

Note 3: Factor (dB/m) = Cable Loss (dB) + Antenna Factor (dB/m).

| | |
|---|-----------------------|
| Site: WZ-AC2 | Test Date: 2023-08-08 |
| Limit: FCC_2.4G_RE(3m) | Engineer: Dick Shen |
| Probe: Horn 3117_1-18GHz | Polarity: Horizontal |
| EUT: ACCESS POINT | Power: AC 120V/60Hz |
| Test Mode: Transmit by 802.11ax-HE20 at 2462MHz | |



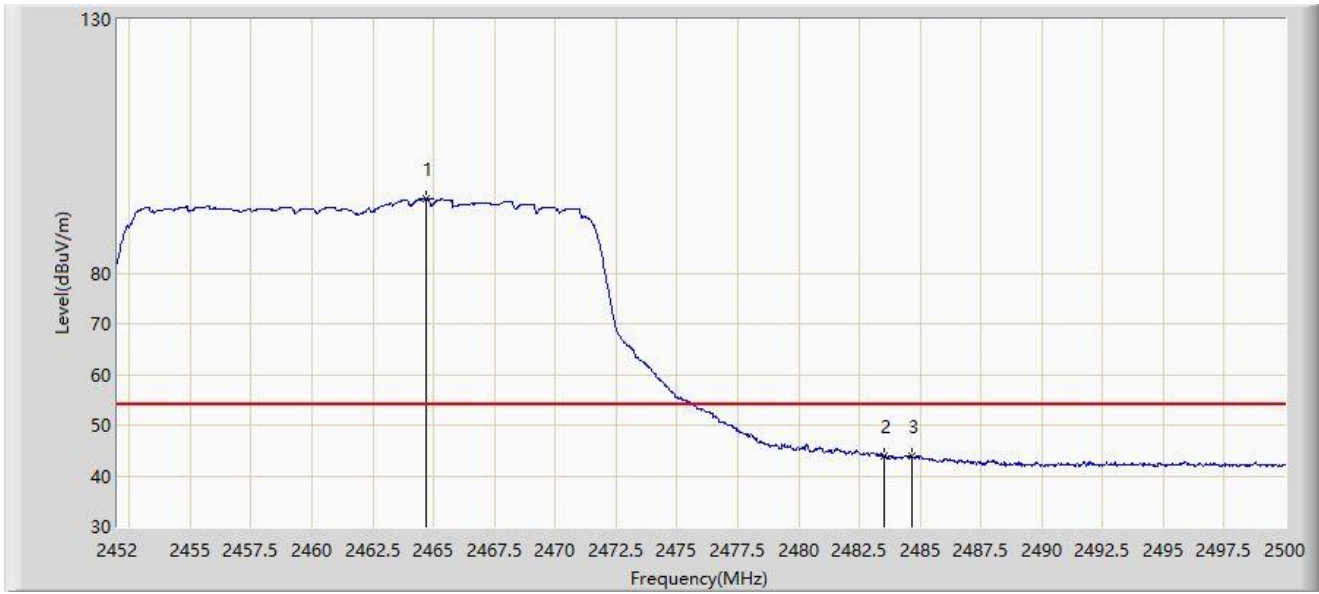
| No | Mark | Frequency (MHz) | Measure Level (dB μ V/m) | Reading Level (dB μ V) | Margin (dB) | Limit (dB μ V/m) | Factor (dB/m) | Type |
|----|------|-----------------|------------------------------|----------------------------|-------------|----------------------|---------------|------|
| 1 | | 2457.664 | 104.000 | 67.695 | N/A | N/A | 36.305 | PK |
| 2 | | 2483.500 | 59.517 | 23.122 | -14.483 | 74.000 | 36.395 | PK |
| 3 | * | 2485.672 | 60.419 | 24.019 | -13.581 | 74.000 | 36.399 | PK |

Note 1: " * ", means this data is the worst emission level.

Note 2: Measure Level (dB μ V/m) = Reading Level (dB μ V) + Factor (dB/m).

Note 3: Factor (dB/m) = Cable Loss (dB) + Antenna Factor (dB/m).

| | |
|---|-----------------------|
| Site: WZ-AC2 | Test Date: 2023-08-08 |
| Limit: FCC_2.4G_RE(3m) | Engineer: Dick Shen |
| Probe: Horn 3117_1-18GHz | Polarity: Horizontal |
| EUT: ACCESS POINT | Power: AC 120V/60Hz |
| Test Mode: Transmit by 802.11ax-HE20 at 2462MHz | |



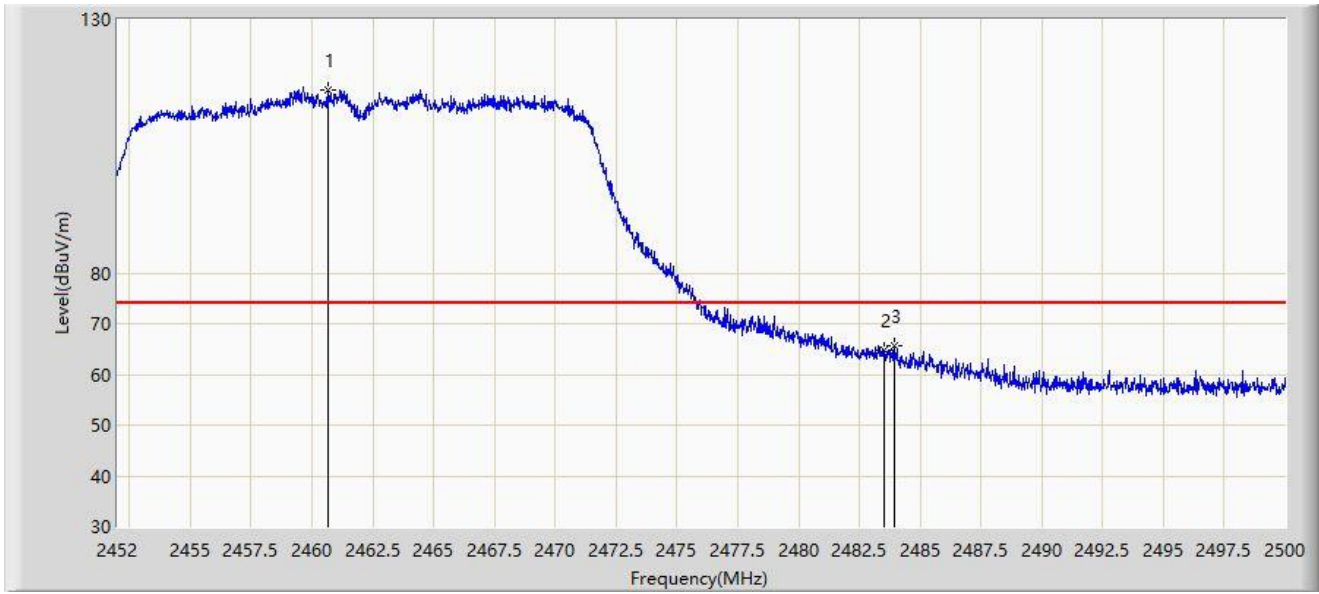
| No | Mark | Frequency (MHz) | Measure Level (dB μ V/m) | Reading Level (dB μ V) | Margin (dB) | Limit (dB μ V/m) | Factor (dB/m) | Type |
|----|------|-----------------|------------------------------|----------------------------|-------------|----------------------|---------------|------|
| 1 | | 2464.672 | 94.653 | 58.325 | N/A | N/A | 36.328 | AV |
| 2 | * | 2483.500 | 44.056 | 7.661 | -9.944 | 54.000 | 36.395 | AV |
| 3 | | 2484.664 | 43.900 | 7.502 | -10.100 | 54.000 | 36.398 | AV |

Note 1: " * ", means this data is the worst emission level.

Note 2: Measure Level (dB μ V/m) = Reading Level (dB μ V) + Factor (dB/m).

Note 3: Factor (dB/m) = Cable Loss (dB) + Antenna Factor (dB/m).

| | |
|---|-----------------------|
| Site: WZ-AC2 | Test Date: 2023-08-08 |
| Limit: FCC_2.4G_RE(3m) | Engineer: Dick Shen |
| Probe: Horn 3117_1-18GHz | Polarity: Vertical |
| EUT: ACCESS POINT | Power: AC 120V/60Hz |
| Test Mode: Transmit by 802.11ax-HE20 at 2462MHz | |



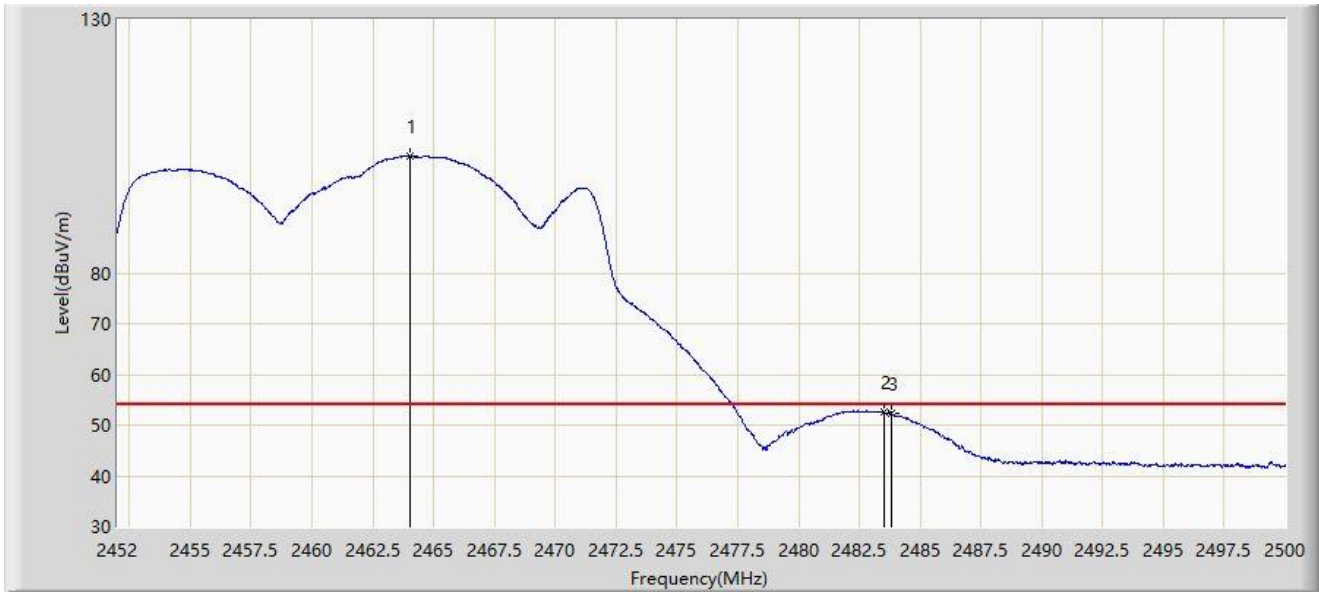
| No | Mark | Frequency (MHz) | Measure Level (dB μ V/m) | Reading Level (dB μ V) | Margin (dB) | Limit (dB μ V/m) | Factor (dB/m) | Type |
|----|------|-----------------|------------------------------|----------------------------|-------------|----------------------|---------------|------|
| 1 | | 2460.640 | 115.965 | 79.653 | N/A | N/A | 36.312 | PK |
| 2 | | 2483.500 | 64.724 | 28.329 | -9.276 | 74.000 | 36.395 | PK |
| 3 | * | 2483.968 | 65.648 | 29.252 | -8.352 | 74.000 | 36.396 | PK |

Note 1: " * ", means this data is the worst emission level.

Note 2: Measure Level (dB μ V/m) = Reading Level (dB μ V) + Factor (dB/m).

Note 3: Factor (dB/m) = Cable Loss (dB) + Antenna Factor (dB/m).

| | |
|---|-----------------------|
| Site: WZ-AC2 | Test Date: 2023-08-08 |
| Limit: FCC_2.4G_RE(3m) | Engineer: Dick Shen |
| Probe: Horn 3117_1-18GHz | Polarity: Vertical |
| EUT: ACCESS POINT | Power: AC 120V/60Hz |
| Test Mode: Transmit by 802.11ax-HE20 at 2462MHz | |



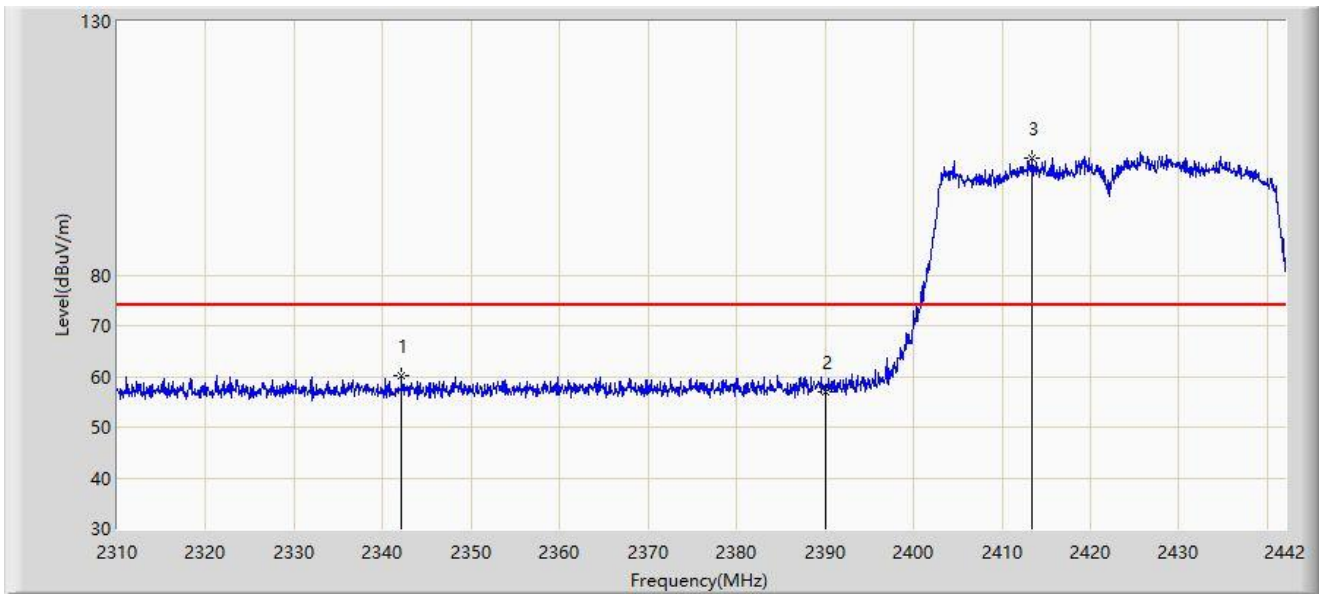
| No | Mark | Frequency (MHz) | Measure Level (dB μ V/m) | Reading Level (dB μ V) | Margin (dB) | Limit (dB μ V/m) | Factor (dB/m) | Type |
|----|------|-----------------|------------------------------|----------------------------|-------------|----------------------|---------------|------|
| 1 | | 2464.000 | 102.974 | 66.649 | N/A | N/A | 36.325 | AV |
| 2 | * | 2483.500 | 52.494 | 16.099 | -1.506 | 54.000 | 36.395 | AV |
| 3 | | 2483.848 | 52.254 | 15.858 | -1.746 | 54.000 | 36.396 | AV |

Note 1: " * ", means this data is the worst emission level.

Note 2: Measure Level (dB μ V/m) = Reading Level (dB μ V) + Factor (dB/m).

Note 3: Factor (dB/m) = Cable Loss (dB) + Antenna Factor (dB/m).

| | |
|---|-----------------------|
| Site: WZ-AC2 | Test Date: 2023-08-08 |
| Limit: FCC_2.4G_RE(3m) | Engineer: Dick Shen |
| Probe: Horn 3117_1-18GHz | Polarity: Horizontal |
| EUT: ACCESS POINT | Power: AC 120V/60Hz |
| Test Mode: Transmit by 802.11ax-HE40 at 2422MHz | |



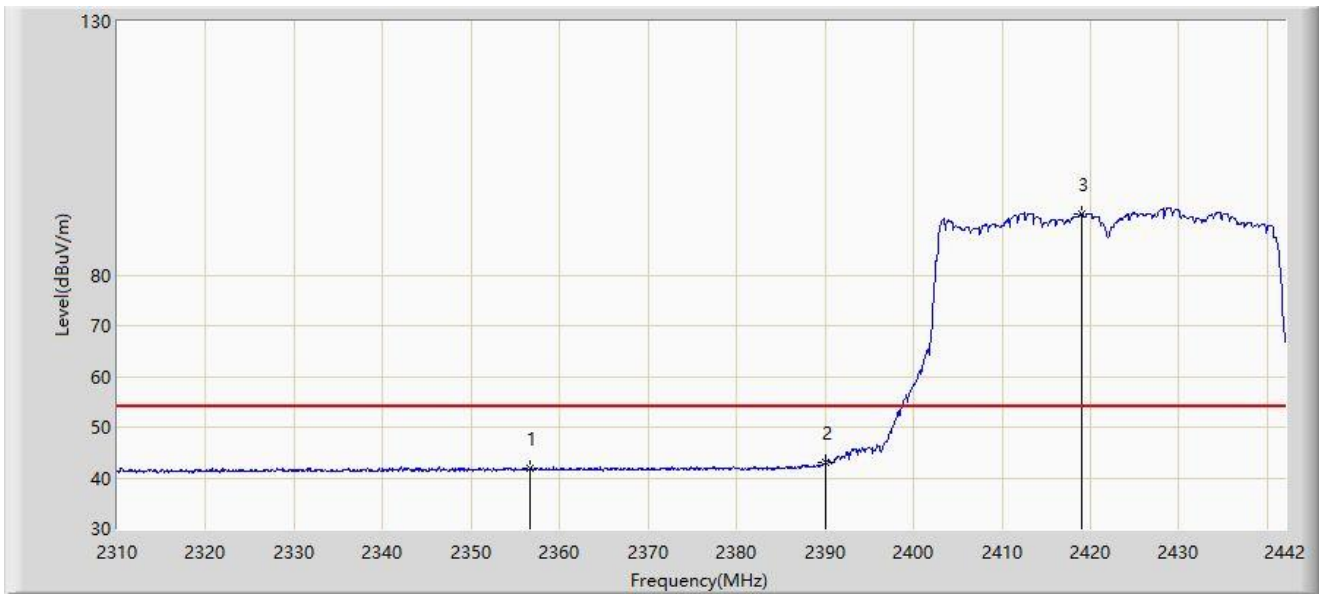
| No | Mark | Frequency (MHz) | Measure Level (dB μ V/m) | Reading Level (dB μ V) | Margin (dB) | Limit (dB μ V/m) | Factor (dB/m) | Type |
|----|------|-----------------|------------------------------|----------------------------|-------------|----------------------|---------------|------|
| 1 | * | 2342.076 | 60.133 | 24.074 | -13.867 | 74.000 | 36.058 | PK |
| 2 | | 2390.000 | 57.099 | 20.898 | -16.901 | 74.000 | 36.201 | PK |
| 3 | | 2413.356 | 102.974 | 66.781 | N/A | N/A | 36.193 | PK |

Note 1: " * ", means this data is the worst emission level.

Note 2: Measure Level (dB μ V/m) = Reading Level (dB μ V) + Factor (dB/m).

Note 3: Factor (dB/m) = Cable Loss (dB) + Antenna Factor (dB/m).

| | |
|---|-----------------------|
| Site: WZ-AC2 | Test Date: 2023-08-08 |
| Limit: FCC_2.4G_RE(3m) | Engineer: Dick Shen |
| Probe: Horn 3117_1-18GHz | Polarity: Horizontal |
| EUT: ACCESS POINT | Power: AC 120V/60Hz |
| Test Mode: Transmit by 802.11ax-HE40 at 2422MHz | |



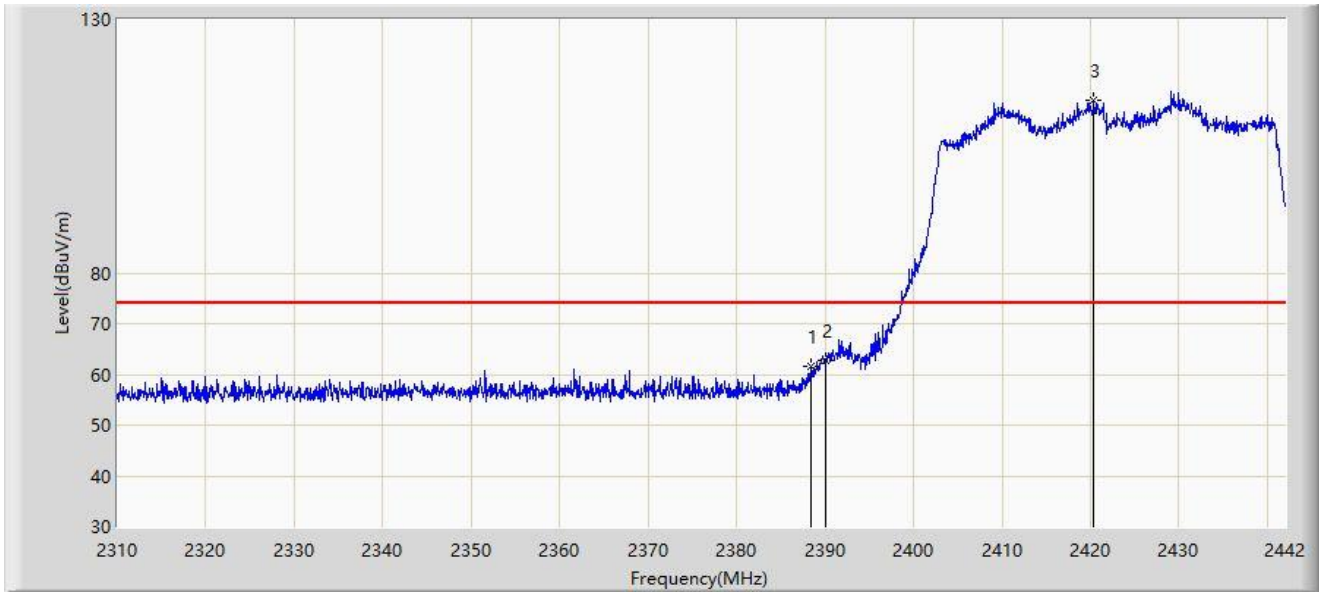
| No | Mark | Frequency (MHz) | Measure Level (dB μ V/m) | Reading Level (dB μ V) | Margin (dB) | Limit (dB μ V/m) | Factor (dB/m) | Type |
|----|------|-----------------|------------------------------|----------------------------|-------------|----------------------|---------------|------|
| 1 | | 2356.728 | 41.977 | 5.877 | -12.023 | 54.000 | 36.100 | AV |
| 2 | * | 2390.000 | 42.977 | 6.776 | -11.023 | 54.000 | 36.201 | AV |
| 3 | | 2418.966 | 91.970 | 55.767 | N/A | N/A | 36.203 | AV |

Note 1: " * ", means this data is the worst emission level.

Note 2: Measure Level (dB μ V/m) = Reading Level (dB μ V) + Factor (dB/m).

Note 3: Factor (dB/m) = Cable Loss (dB) + Antenna Factor (dB/m).

| | |
|---|-----------------------|
| Site: WZ-AC2 | Test Date: 2023-08-08 |
| Limit: FCC_2.4G_RE(3m) | Engineer: Dick Shen |
| Probe: Horn 3117_1-18GHz | Polarity: Vertical |
| EUT: ACCESS POINT | Power: AC 120V/60Hz |
| Test Mode: Transmit by 802.11ax-HE40 at 2422MHz | |



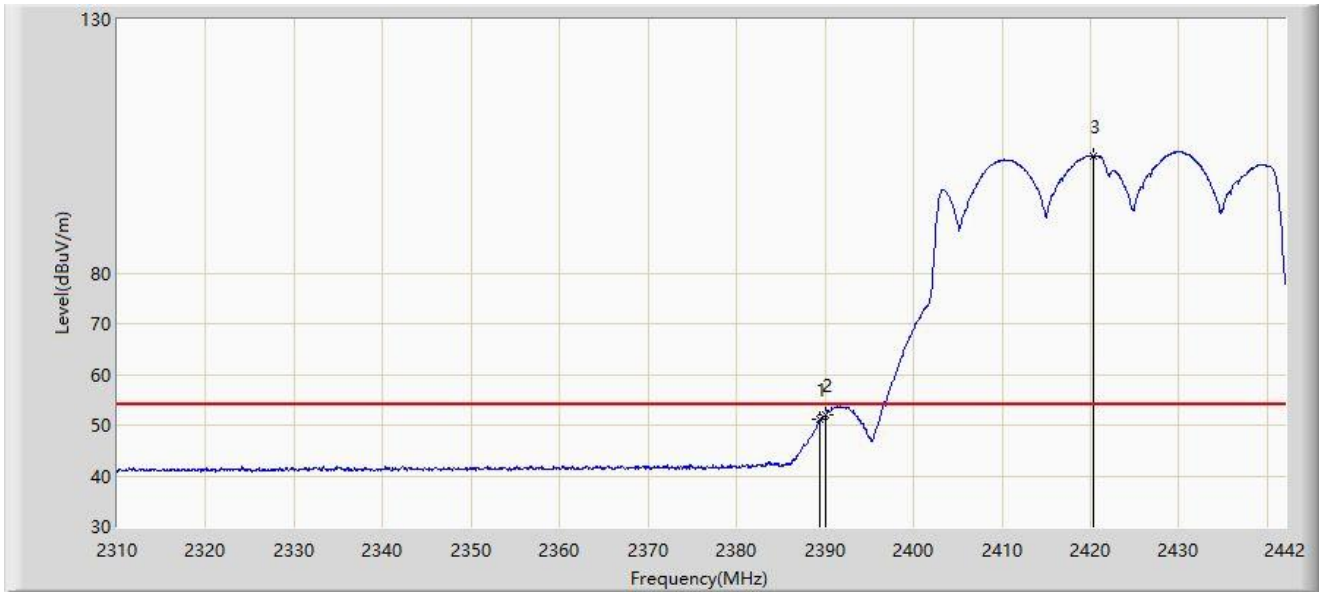
| No | Mark | Frequency (MHz) | Measure Level (dBμV/m) | Reading Level (dBμV) | Margin (dB) | Limit (dBμV/m) | Factor (dB/m) | Type |
|----|------|-----------------|------------------------|----------------------|-------------|----------------|---------------|------|
| 1 | | 2388.342 | 61.605 | 25.401 | -12.395 | 74.000 | 36.204 | PK |
| 2 | * | 2390.000 | 62.770 | 26.569 | -11.230 | 74.000 | 36.201 | PK |
| 3 | | 2420.352 | 113.950 | 77.744 | N/A | N/A | 36.207 | PK |

Note 1: " * ", means this data is the worst emission level.

Note 2: Measure Level (dBμV/m) = Reading Level (dBμV) + Factor (dB/m).

Note 3: Factor (dB/m) = Cable Loss (dB) + Antenna Factor (dB/m).

| | |
|---|-----------------------|
| Site: WZ-AC2 | Test Date: 2023-08-08 |
| Limit: FCC_2.4G_RE(3m) | Engineer: Dick Shen |
| Probe: Horn 3117_1-18GHz | Polarity: Vertical |
| EUT: ACCESS POINT | Power: AC 120V/60Hz |
| Test Mode: Transmit by 802.11ax-HE40 at 2422MHz | |



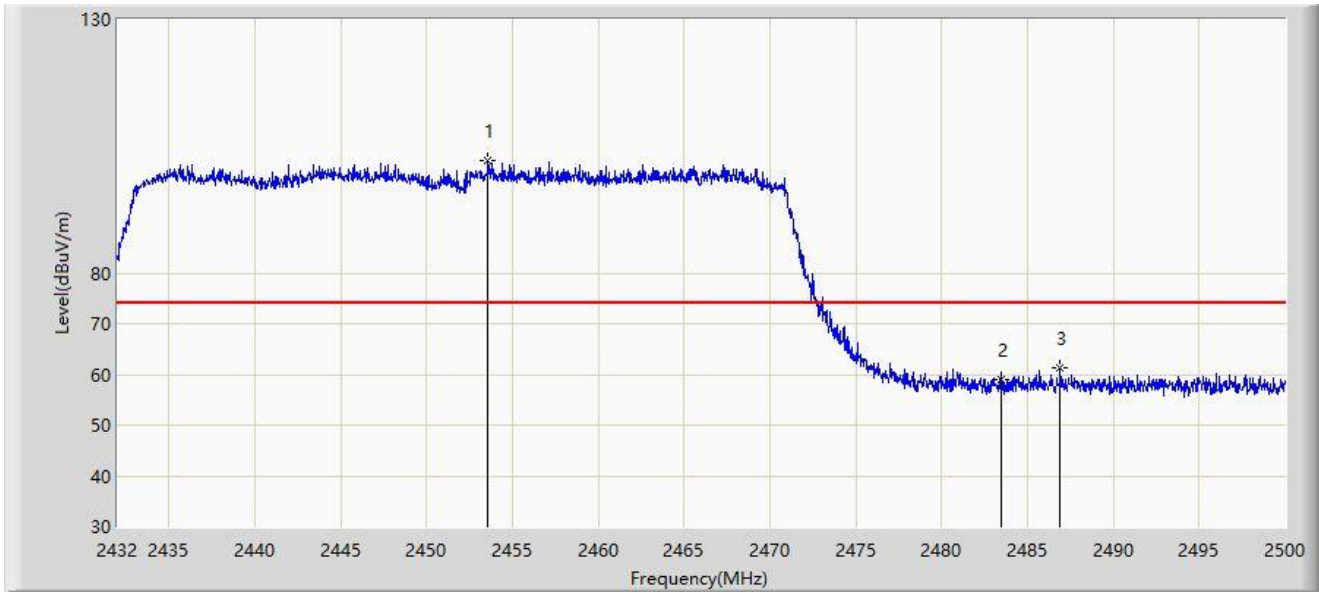
| No | Mark | Frequency (MHz) | Measure Level (dB μ V/m) | Reading Level (dB μ V) | Margin (dB) | Limit (dB μ V/m) | Factor (dB/m) | Type |
|----|------|-----------------|------------------------------|----------------------------|-------------|----------------------|---------------|------|
| 1 | | 2389.464 | 51.070 | 14.868 | -2.930 | 54.000 | 36.202 | AV |
| 2 | * | 2390.000 | 51.980 | 15.779 | -2.020 | 54.000 | 36.201 | AV |
| 3 | | 2420.352 | 103.157 | 66.951 | N/A | N/A | 36.207 | AV |

Note 1: " * ", means this data is the worst emission level.

Note 2: Measure Level (dB μ V/m) = Reading Level (dB μ V) + Factor (dB/m).

Note 3: Factor (dB/m) = Cable Loss (dB) + Antenna Factor (dB/m).

| | |
|---|-----------------------|
| Site: WZ-AC2 | Test Date: 2023-08-08 |
| Limit: FCC_2.4G_RE(3m) | Engineer: Dick Shen |
| Probe: Horn 3117_1-18GHz | Polarity: Horizontal |
| EUT: ACCESS POINT | Power: AC 120V/60Hz |
| Test Mode: Transmit by 802.11ax-HE40 at 2452MHz | |



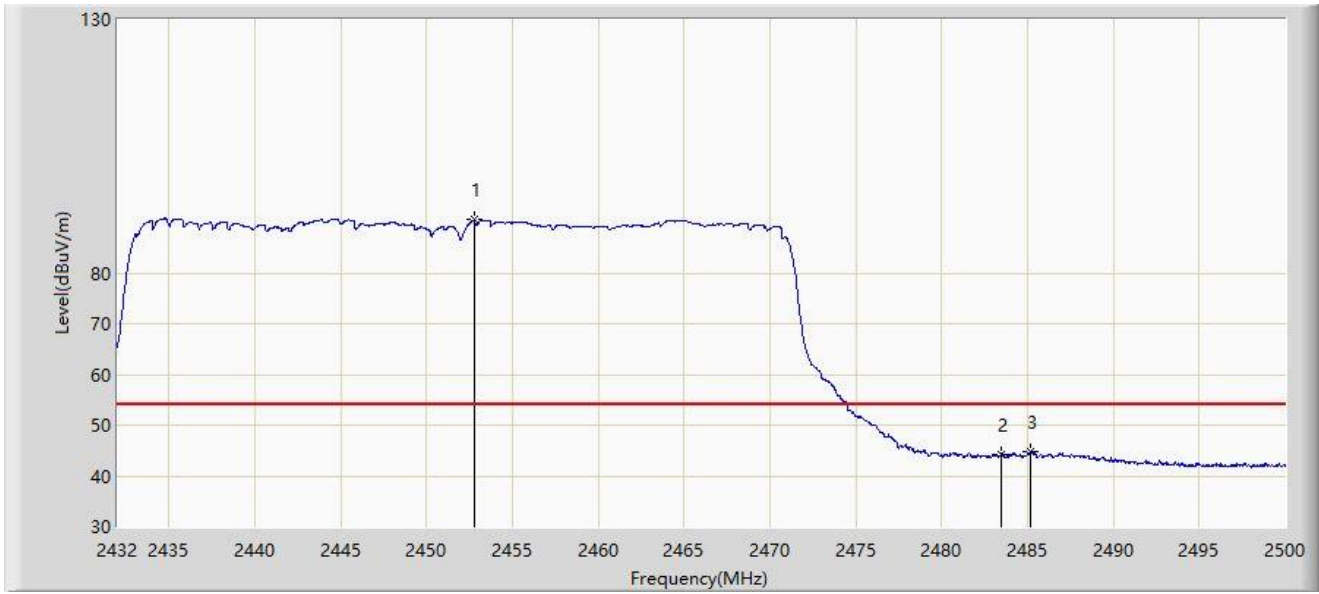
| No | Mark | Frequency (MHz) | Measure Level (dB μ V/m) | Reading Level (dB μ V) | Margin (dB) | Limit (dB μ V/m) | Factor (dB/m) | Type |
|----|------|-----------------|------------------------------|----------------------------|-------------|----------------------|---------------|------|
| 1 | | 2453.590 | 102.205 | 65.906 | N/A | N/A | 36.299 | PK |
| 2 | | 2483.500 | 59.016 | 22.621 | -14.984 | 74.000 | 36.395 | PK |
| 3 | * | 2486.876 | 61.233 | 24.831 | -12.767 | 74.000 | 36.402 | PK |

Note 1: " * ", means this data is the worst emission level.

Note 2: Measure Level (dB μ V/m) = Reading Level (dB μ V) + Factor (dB/m).

Note 3: Factor (dB/m) = Cable Loss (dB) + Antenna Factor (dB/m).

| | |
|---|-----------------------|
| Site: WZ-AC2 | Test Date: 2023-08-08 |
| Limit: FCC_2.4G_RE(3m) | Engineer: Dick Shen |
| Probe: Horn 3117_1-18GHz | Polarity: Horizontal |
| EUT: ACCESS POINT | Power: AC 120V/60Hz |
| Test Mode: Transmit by 802.11ax-HE40 at 2452MHz | |



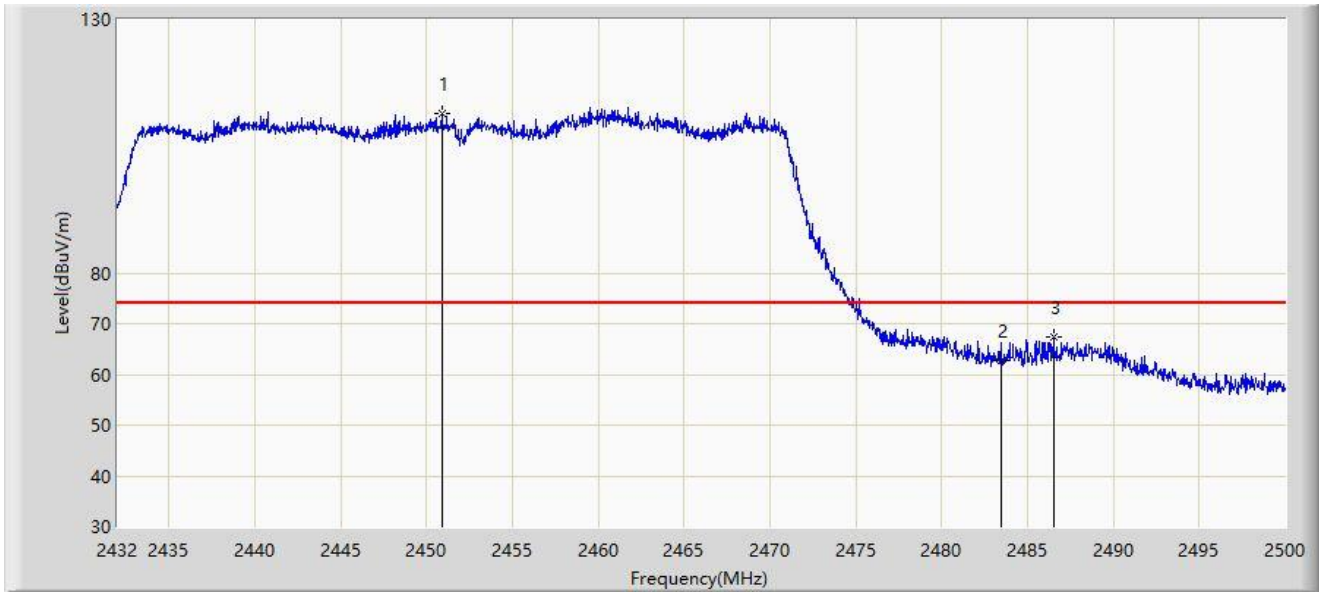
| No | Mark | Frequency (MHz) | Measure Level (dB μ V/m) | Reading Level (dB μ V) | Margin (dB) | Limit (dB μ V/m) | Factor (dB/m) | Type |
|----|------|-----------------|------------------------------|----------------------------|-------------|----------------------|---------------|------|
| 1 | | 2452.774 | 90.458 | 54.160 | N/A | N/A | 36.298 | AV |
| 2 | | 2483.500 | 44.246 | 7.851 | -9.754 | 54.000 | 36.395 | AV |
| 3 | * | 2485.142 | 44.830 | 8.431 | -9.170 | 54.000 | 36.398 | AV |

Note 1: " * ", means this data is the worst emission level.

Note 2: Measure Level (dB μ V/m) = Reading Level (dB μ V) + Factor (dB/m).

Note 3: Factor (dB/m) = Cable Loss (dB) + Antenna Factor (dB/m).

| | |
|---|-----------------------|
| Site: WZ-AC2 | Test Date: 2023-08-08 |
| Limit: FCC_2.4G_RE(3m) | Engineer: Dick Shen |
| Probe: Horn 3117_1-18GHz | Polarity: Vertical |
| EUT: ACCESS POINT | Power: AC 120V/60Hz |
| Test Mode: Transmit by 802.11ax-HE40 at 2452MHz | |



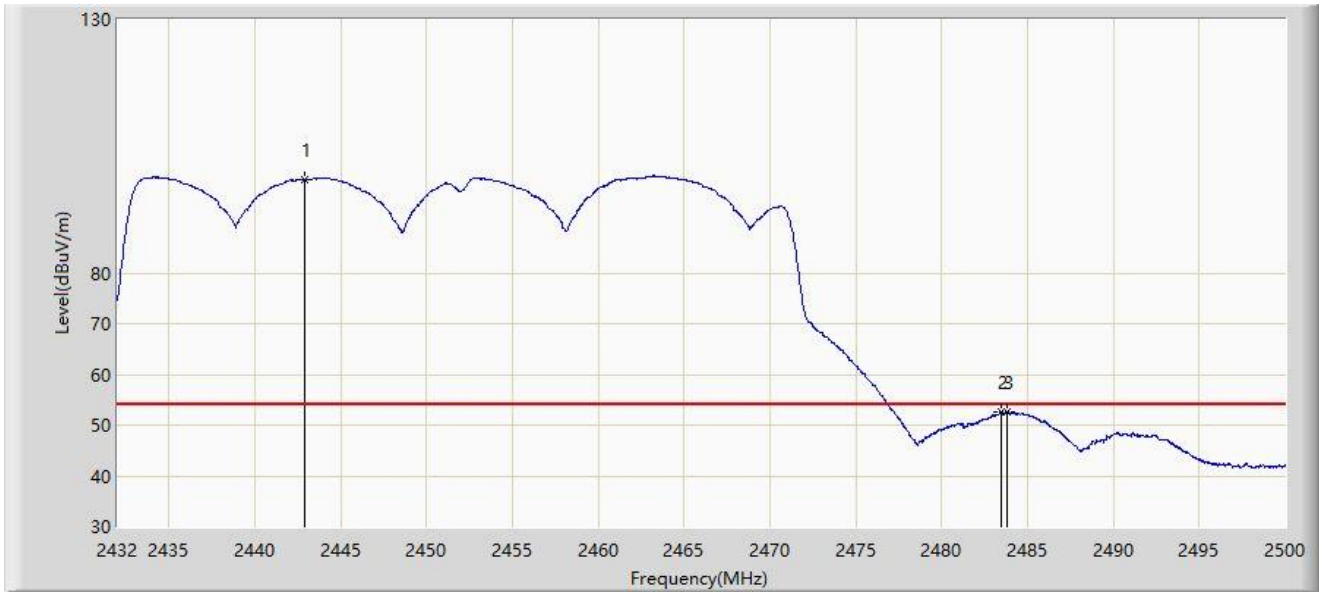
| No | Mark | Frequency (MHz) | Measure Level (dB μ V/m) | Reading Level (dB μ V) | Margin (dB) | Limit (dB μ V/m) | Factor (dB/m) | Type |
|----|------|-----------------|------------------------------|----------------------------|-------------|----------------------|---------------|------|
| 1 | | 2450.904 | 111.335 | 75.039 | N/A | N/A | 36.295 | PK |
| 2 | | 2483.500 | 62.728 | 26.333 | -11.272 | 74.000 | 36.395 | PK |
| 3 | * | 2486.502 | 67.283 | 30.881 | -6.717 | 74.000 | 36.402 | PK |

Note 1: " * ", means this data is the worst emission level.

Note 2: Measure Level (dB μ V/m) = Reading Level (dB μ V) + Factor (dB/m).

Note 3: Factor (dB/m) = Cable Loss (dB) + Antenna Factor (dB/m).

| | |
|---|-----------------------|
| Site: WZ-AC2 | Test Date: 2023-08-08 |
| Limit: FCC_2.4G_RE(3m) | Engineer: Dick Shen |
| Probe: Horn 3117_1-18GHz | Polarity: Vertical |
| EUT: ACCESS POINT | Power: AC 120V/60Hz |
| Test Mode: Transmit by 802.11ax-HE40 at 2452MHz | |



| No | Mark | Frequency (MHz) | Measure Level (dB μ V/m) | Reading Level (dB μ V) | Margin (dB) | Limit (dB μ V/m) | Factor (dB/m) | Type |
|----|------|-----------------|------------------------------|----------------------------|-------------|----------------------|---------------|------|
| 1 | | 2442.914 | 98.531 | 62.246 | N/A | N/A | 36.285 | AV |
| 2 | | 2483.500 | 52.467 | 16.072 | -1.533 | 54.000 | 36.395 | AV |
| 3 | * | 2483.850 | 52.516 | 16.120 | -1.484 | 54.000 | 36.396 | AV |

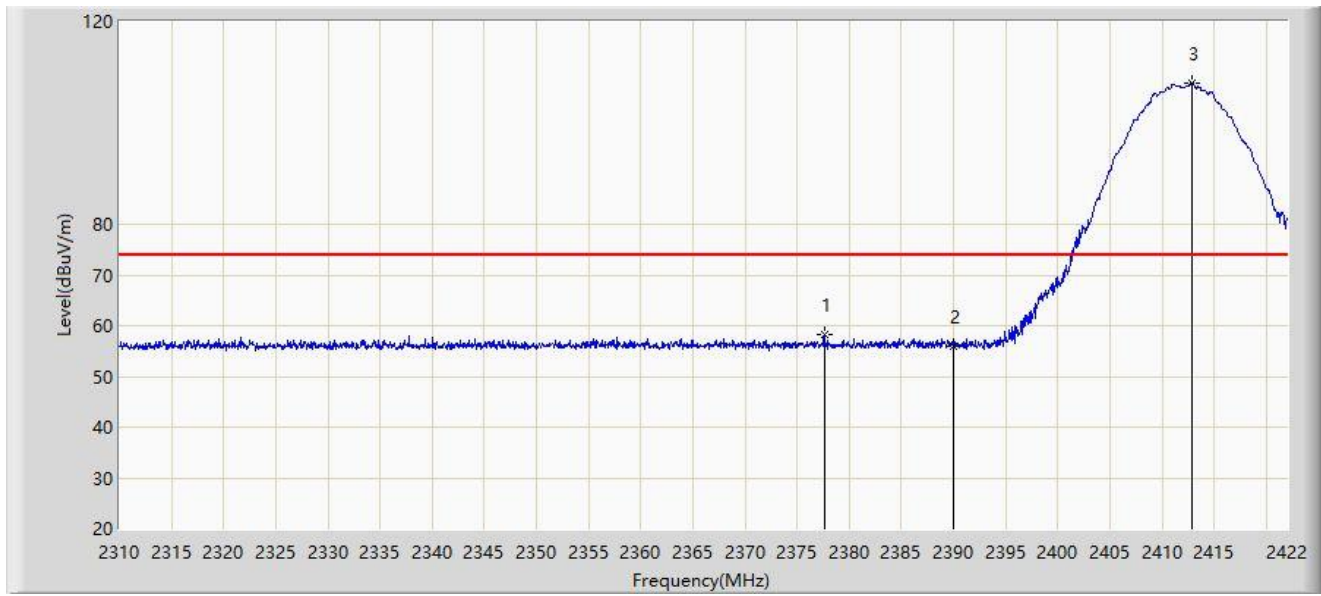
Note 1: " * ", means this data is the worst emission level.

Note 2: Measure Level (dB μ V/m) = Reading Level (dB μ V) + Factor (dB/m).

Note 3: Factor (dB/m) = Cable Loss (dB) + Antenna Factor (dB/m).

AP-ANT-348

| | |
|---|-----------------------|
| Site: WZ-AC2 | Test Date: 2023-07-29 |
| Limit: FCC_2.4G_RE(3m) | Engineer: Bob Zhang |
| Probe: BBHA9120D_1457_1-18GHz | Polarity: Horizontal |
| EUT: ACCESS POINT | Power: AC 120V/60Hz |
| Test Mode: Transmit by 802.11b at 2412MHz | |



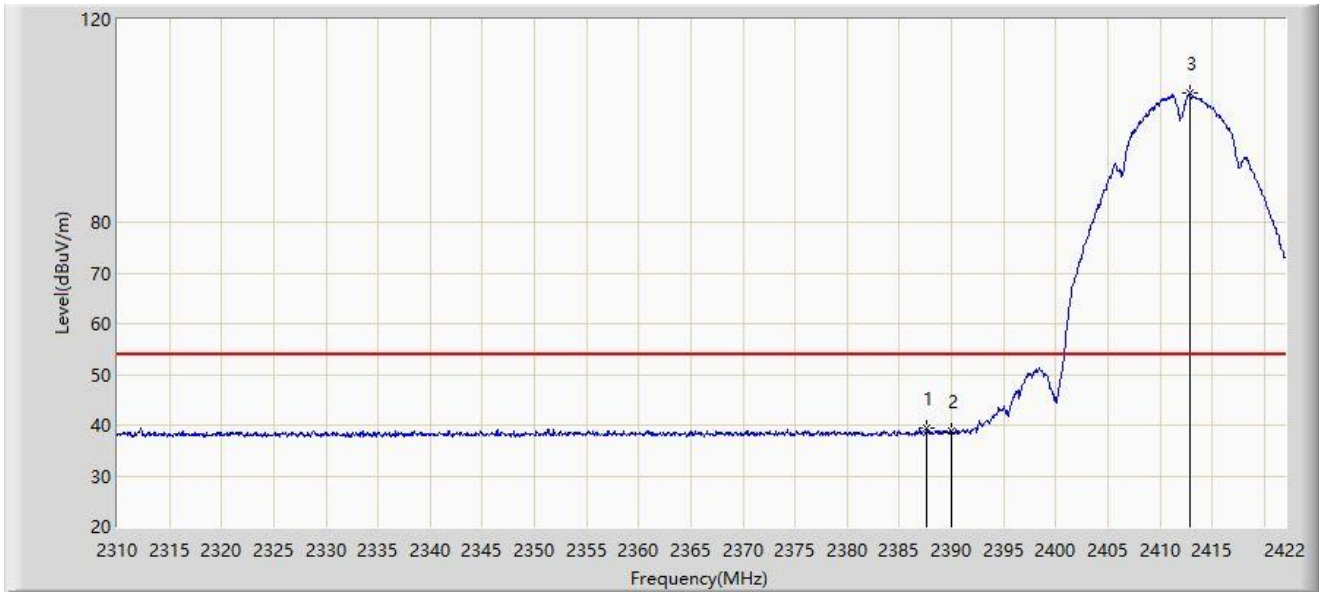
| No | Mark | Frequency (MHz) | Measure Level (dB μ V/m) | Reading Level (dB μ V) | Margin (dB) | Limit (dB μ V/m) | Factor (dB/m) | Type |
|----|------|-----------------|------------------------------|----------------------------|-------------|----------------------|---------------|------|
| 1 | * | 2377.592 | 58.195 | 26.529 | -15.805 | 74.000 | 31.667 | PK |
| 2 | | 2390.000 | 55.918 | 24.303 | -18.082 | 74.000 | 31.615 | PK |
| 3 | | 2412.816 | 107.839 | 76.321 | N/A | N/A | 31.518 | PK |

Note 1: " * ", means this data is the worst emission level.

Note 2: Measure Level (dB μ V/m) = Reading Level (dB μ V) + Factor (dB/m).

Note 3: Factor (dB/m) = Cable Loss (dB) + Antenna Factor (dB/m).

| | |
|---|-----------------------|
| Site: WZ-AC2 | Test Date: 2023-07-29 |
| Limit: FCC_2.4G_RE(3m) | Engineer: Bob Zhang |
| Probe: BBHA9120D_1457_1-18GHz | Polarity: Horizontal |
| EUT: ACCESS POINT | Power: AC 120V/60Hz |
| Test Mode: Transmit by 802.11b at 2412MHz | |



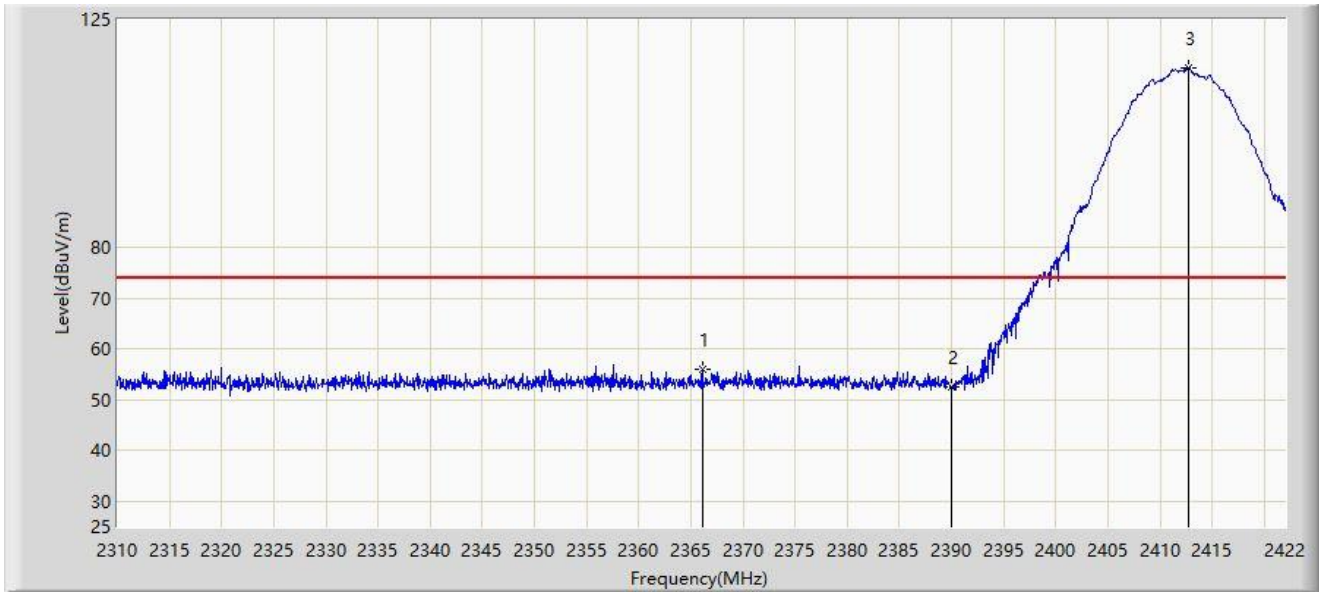
| No | Mark | Frequency (MHz) | Measure Level (dB μ V/m) | Reading Level (dB μ V) | Margin (dB) | Limit (dB μ V/m) | Factor (dB/m) | Type |
|----|------|-----------------|------------------------------|----------------------------|-------------|----------------------|---------------|------|
| 1 | * | 2387.672 | 39.391 | 7.761 | -14.609 | 54.000 | 31.629 | AV |
| 2 | | 2390.000 | 38.708 | 7.093 | -15.292 | 54.000 | 31.615 | AV |
| 3 | | 2412.816 | 105.393 | 73.875 | N/A | N/A | 31.518 | AV |

Note 1: " * ", means this data is the worst emission level.

Note 2: Measure Level (dB μ V/m) = Reading Level (dB μ V) + Factor (dB/m).

Note 3: Factor (dB/m) = Cable Loss (dB) + Antenna Factor (dB/m).

| | |
|---|-----------------------|
| Site: WZ-AC2 | Test Date: 2023-07-29 |
| Limit: FCC_2.4G_RE(3m) | Engineer: Bob Zhang |
| Probe: BBHA9120D_1457_1-18GHz | Polarity: Vertical |
| EUT: ACCESS POINT | Power: AC 120V/60Hz |
| Test Mode: Transmit by 802.11b at 2412MHz | |



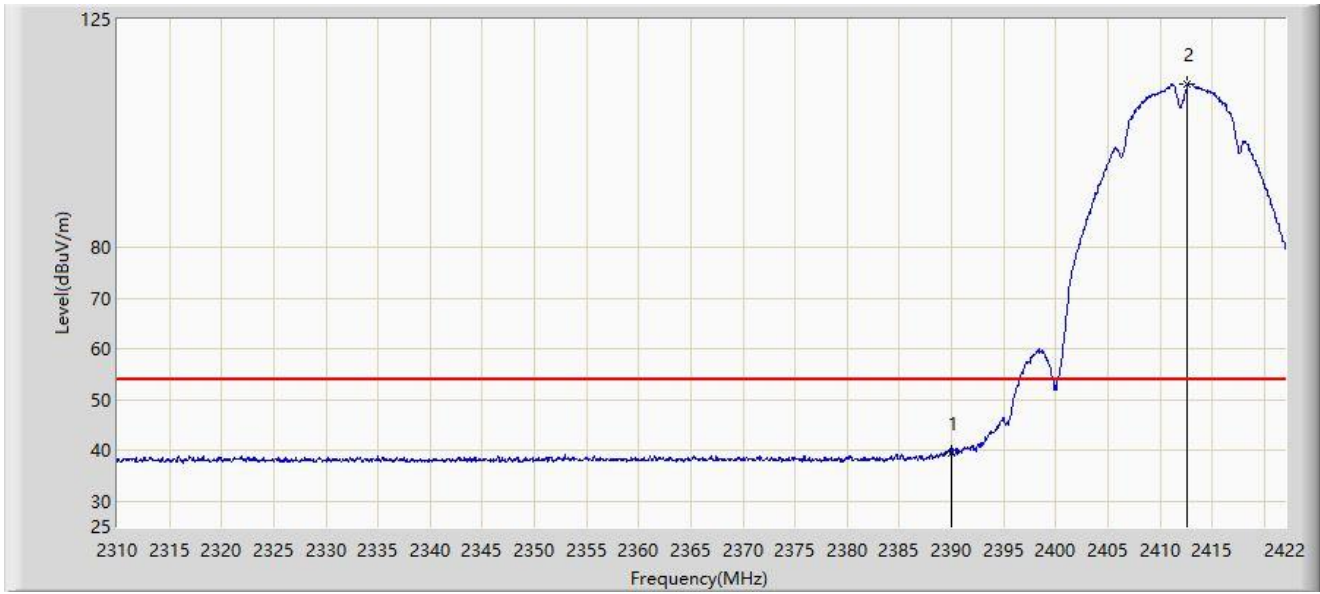
| No | Mark | Frequency (MHz) | Measure Level (dB μ V/m) | Reading Level (dB μ V) | Margin (dB) | Limit (dB μ V/m) | Factor (dB/m) | Type |
|----|------|-----------------|------------------------------|----------------------------|-------------|----------------------|---------------|------|
| 1 | * | 2366.112 | 56.123 | 24.439 | -17.877 | 74.000 | 31.684 | PK |
| 2 | | 2390.000 | 52.644 | 21.029 | -21.356 | 74.000 | 31.615 | PK |
| 3 | | 2412.704 | 115.340 | 83.822 | N/A | N/A | 31.518 | PK |

Note 1: " * ", means this data is the worst emission level.

Note 2: Measure Level (dB μ V/m) = Reading Level (dB μ V) + Factor (dB/m).

Note 3: Factor (dB/m) = Cable Loss (dB) + Antenna Factor (dB/m).

| | |
|---|-----------------------|
| Site: WZ-AC2 | Test Date: 2023-07-29 |
| Limit: FCC_2.4G_RE(3m) | Engineer: Bob Zhang |
| Probe: BBHA9120D_1457_1-18GHz | Polarity: Vertical |
| EUT: ACCESS POINT | Power: AC 120V/60Hz |
| Test Mode: Transmit by 802.11b at 2412MHz | |



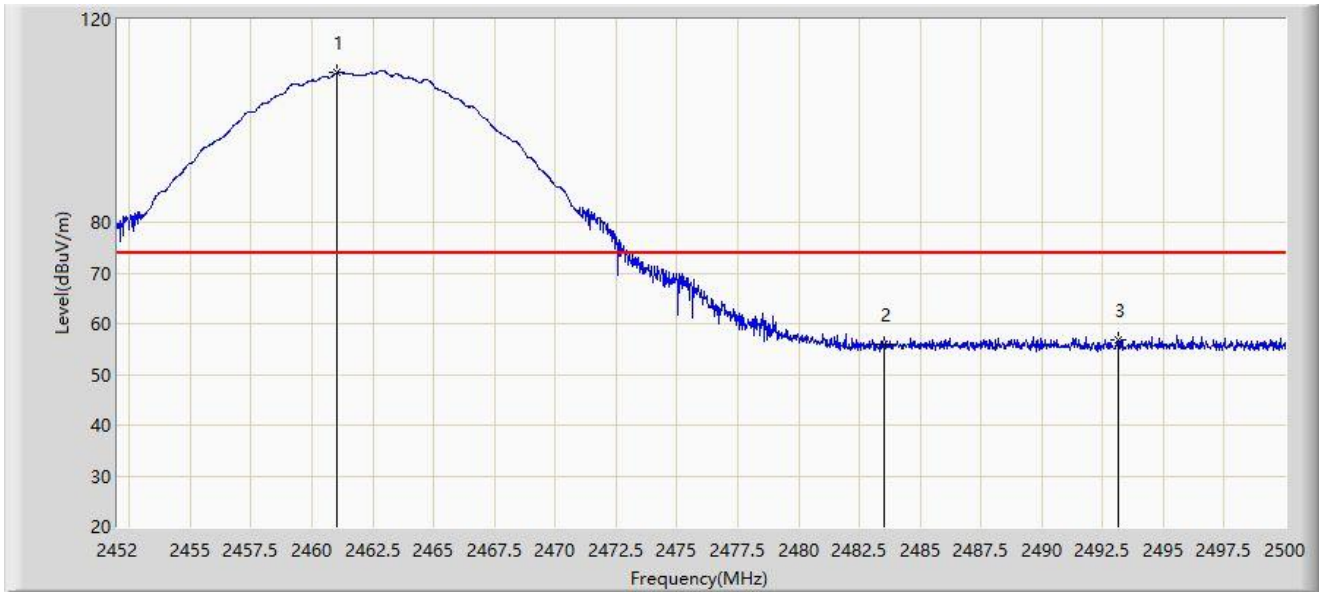
| No | Mark | Frequency (MHz) | Measure Level (dB μ V/m) | Reading Level (dB μ V) | Margin (dB) | Limit (dB μ V/m) | Factor (dB/m) | Type |
|----|------|-----------------|------------------------------|----------------------------|-------------|----------------------|---------------|------|
| 1 | * | 2390.000 | 39.620 | 8.005 | -14.380 | 54.000 | 31.615 | AV |
| 2 | | 2412.648 | 112.124 | 80.606 | N/A | N/A | 31.518 | AV |

Note 1: " * ", means this data is the worst emission level.

Note 2: Measure Level (dB μ V/m) = Reading Level (dB μ V) + Factor (dB/m).

Note 3: Factor (dB/m) = Cable Loss (dB) + Antenna Factor (dB/m).

| | |
|---|-----------------------|
| Site: WZ-AC2 | Test Date: 2023-07-29 |
| Limit: FCC_2.4G_RE(3m) | Engineer: Bob Zhang |
| Probe: BBHA9120D_1457_1-18GHz | Polarity: Horizontal |
| EUT: ACCESS POINT | Power: AC 120V/60Hz |
| Test Mode: Transmit by 802.11b at 2462MHz | |



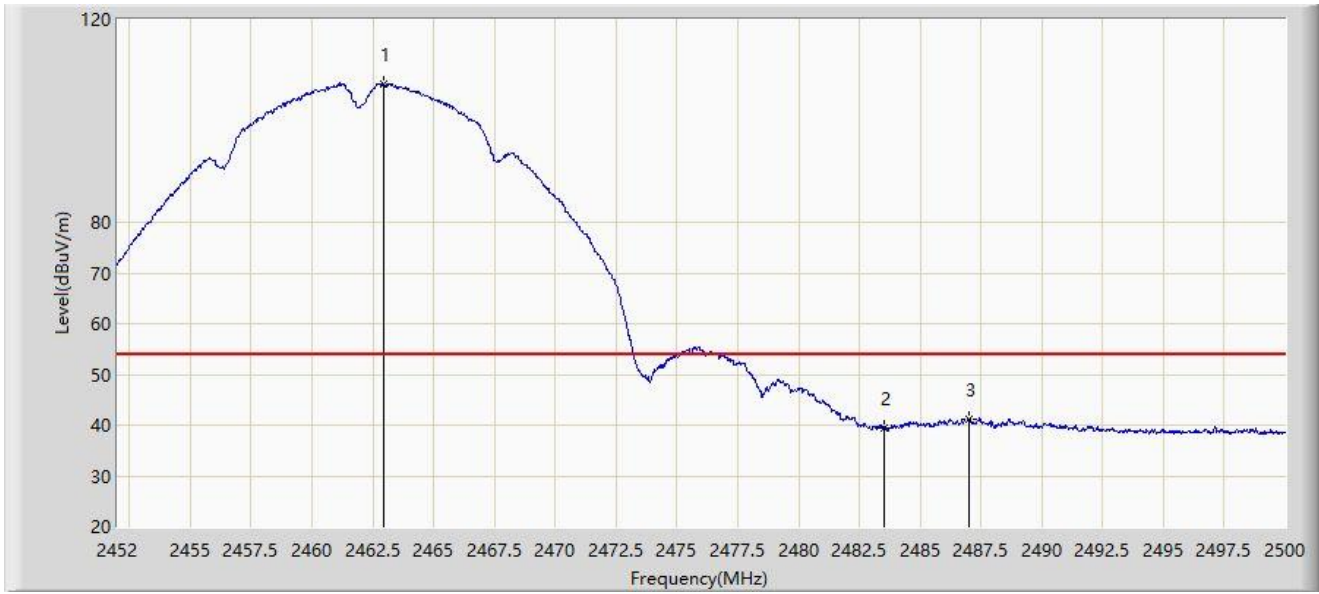
| No | Mark | Frequency (MHz) | Measure Level (dB μ V/m) | Reading Level (dB μ V) | Margin (dB) | Limit (dB μ V/m) | Factor (dB/m) | Type |
|----|------|-----------------|------------------------------|----------------------------|-------------|----------------------|---------------|------|
| 1 | | 2461.048 | 109.629 | 78.143 | N/A | N/A | 31.486 | PK |
| 2 | | 2483.500 | 55.915 | 24.415 | -18.085 | 74.000 | 31.500 | PK |
| 3 | * | 2493.160 | 56.805 | 25.299 | -17.195 | 74.000 | 31.506 | PK |

Note 1: " * ", means this data is the worst emission level.

Note 2: Measure Level (dB μ V/m) = Reading Level (dB μ V) + Factor (dB/m).

Note 3: Factor (dB/m) = Cable Loss (dB) + Antenna Factor (dB/m).

| | |
|---|-----------------------|
| Site: WZ-AC2 | Test Date: 2023-07-29 |
| Limit: FCC_2.4G_RE(3m) | Engineer: Bob Zhang |
| Probe: BBHA9120D_1457_1-18GHz | Polarity: Horizontal |
| EUT: ACCESS POINT | Power: AC 120V/60Hz |
| Test Mode: Transmit by 802.11b at 2462MHz | |



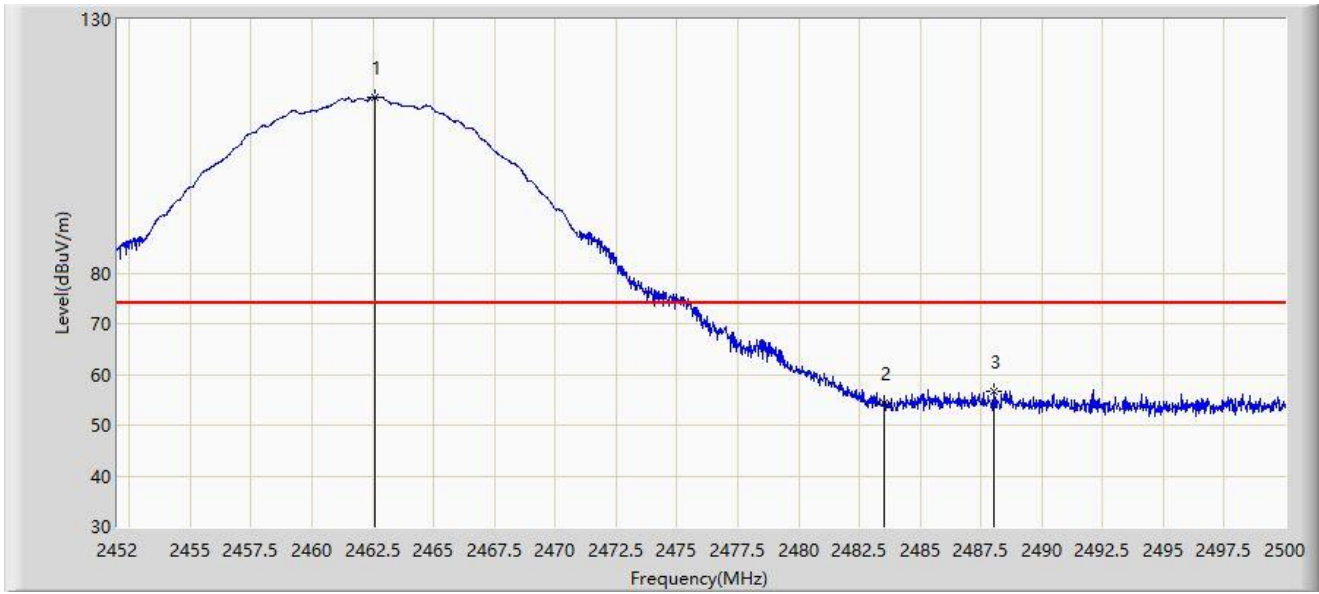
| No | Mark | Frequency (MHz) | Measure Level (dB μ V/m) | Reading Level (dB μ V) | Margin (dB) | Limit (dB μ V/m) | Factor (dB/m) | Type |
|----|------|-----------------|------------------------------|----------------------------|-------------|----------------------|---------------|------|
| 1 | | 2462.944 | 107.120 | 75.632 | N/A | N/A | 31.488 | AV |
| 2 | | 2483.500 | 39.457 | 7.957 | -14.543 | 54.000 | 31.500 | AV |
| 3 | * | 2487.016 | 41.284 | 9.782 | -12.716 | 54.000 | 31.502 | AV |

Note 1: " * ", means this data is the worst emission level.

Note 2: Measure Level (dB μ V/m) = Reading Level (dB μ V) + Factor (dB/m).

Note 3: Factor (dB/m) = Cable Loss (dB) + Antenna Factor (dB/m).

| | |
|---|-----------------------|
| Site: WZ-AC2 | Test Date: 2023-07-29 |
| Limit: FCC_2.4G_RE(3m) | Engineer: Bob Zhang |
| Probe: BBHA9120D_1457_1-18GHz | Polarity: Vertical |
| EUT: ACCESS POINT | Power: AC 120V/60Hz |
| Test Mode: Transmit by 802.11b at 2462MHz | |



| No | Mark | Frequency (MHz) | Measure Level (dBμV/m) | Reading Level (dBμV) | Margin (dB) | Limit (dBμV/m) | Factor (dB/m) | Type |
|----|------|-----------------|------------------------|----------------------|-------------|----------------|---------------|------|
| 1 | | 2462.584 | 114.689 | 83.201 | N/A | N/A | 31.488 | PK |
| 2 | | 2483.500 | 54.348 | 22.848 | -19.652 | 74.000 | 31.500 | PK |
| 3 | * | 2488.048 | 56.789 | 25.287 | -17.211 | 74.000 | 31.502 | PK |

Note 1: " * ", means this data is the worst emission level.

Note 2: Measure Level (dBμV/m) = Reading Level (dBμV) + Factor (dB/m).

Note 3: Factor (dB/m) = Cable Loss (dB) + Antenna Factor (dB/m).

| | |
|---|-----------------------|
| Site: WZ-AC2 | Test Date: 2023-07-29 |
| Limit: FCC_2.4G_RE(3m) | Engineer: Bob Zhang |
| Probe: BBHA9120D_1457_1-18GHz | Polarity: Vertical |
| EUT: ACCESS POINT | Power: AC 120V/60Hz |
| Test Mode: Transmit by 802.11b at 2462MHz | |



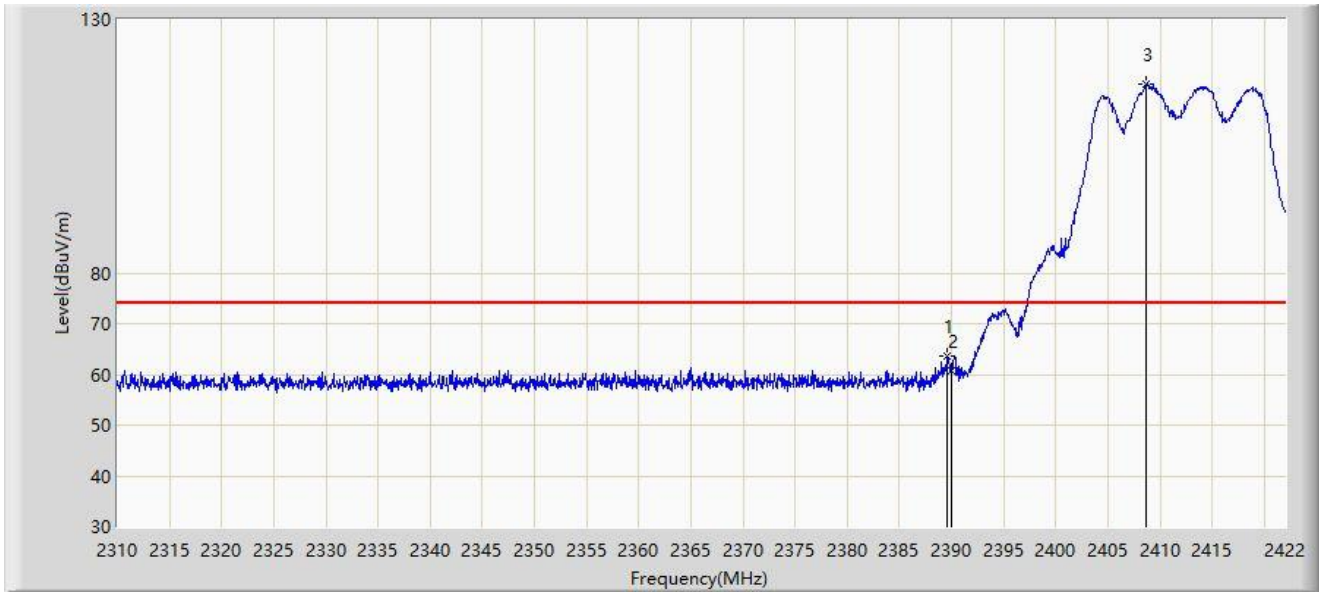
| No | Mark | Frequency (MHz) | Measure Level (dB μ V/m) | Reading Level (dB μ V) | Margin (dB) | Limit (dB μ V/m) | Factor (dB/m) | Type |
|----|------|-----------------|------------------------------|----------------------------|-------------|----------------------|---------------|------|
| 1 | | 2462.800 | 111.567 | 80.079 | N/A | N/A | 31.488 | AV |
| 2 | | 2483.500 | 41.543 | 10.043 | -12.457 | 54.000 | 31.500 | AV |
| 3 | * | 2487.424 | 45.394 | 13.892 | -8.606 | 54.000 | 31.502 | AV |

Note 1: " * ", means this data is the worst emission level.

Note 2: Measure Level (dB μ V/m) = Reading Level (dB μ V) + Factor (dB/m).

Note 3: Factor (dB/m) = Cable Loss (dB) + Antenna Factor (dB/m).

| | |
|---|-----------------------|
| Site: WZ-AC2 | Test Date: 2023-07-29 |
| Limit: FCC_2.4G_RE(3m) | Engineer: Bob Zhang |
| Probe: BBHA9120D_1457_1-18GHz | Polarity: Horizontal |
| EUT: ACCESS POINT | Power: AC 120V/60Hz |
| Test Mode: Transmit by 802.11g at 2412MHz | |



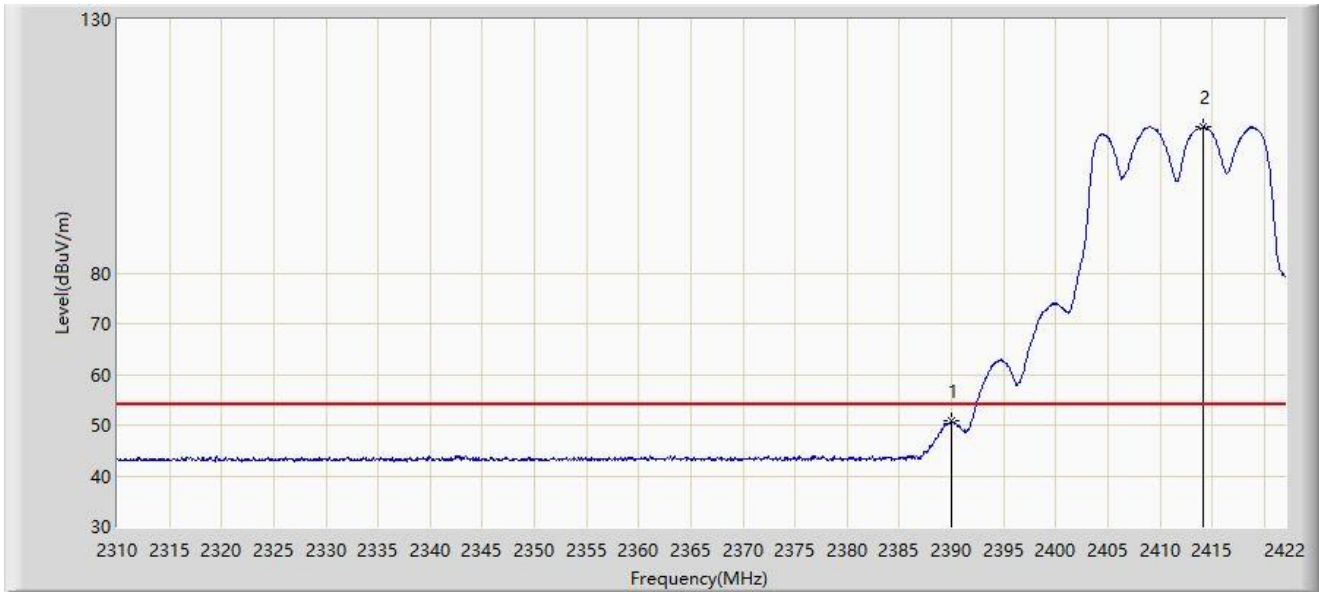
| No | Mark | Frequency (MHz) | Measure Level (dB μ V/m) | Reading Level (dB μ V) | Margin (dB) | Limit (dB μ V/m) | Factor (dB/m) | Type |
|----|------|-----------------|------------------------------|----------------------------|-------------|----------------------|---------------|------|
| 1 | * | 2389.632 | 63.627 | 32.010 | -10.373 | 74.000 | 31.617 | PK |
| 2 | | 2390.000 | 60.829 | 29.214 | -13.171 | 74.000 | 31.615 | PK |
| 3 | | 2408.728 | 117.316 | 85.786 | N/A | N/A | 31.530 | PK |

Note 1: " * ", means this data is the worst emission level.

Note 2: Measure Level (dB μ V/m) = Reading Level (dB μ V) + Factor (dB/m).

Note 3: Factor (dB/m) = Cable Loss (dB) + Antenna Factor (dB/m).

| | |
|---|-----------------------|
| Site: WZ-AC2 | Test Date: 2023-07-29 |
| Limit: FCC_2.4G_RE(3m) | Engineer: Bob Zhang |
| Probe: BBHA9120D_1457_1-18GHz | Polarity: Horizontal |
| EUT: ACCESS POINT | Power: AC 120V/60Hz |
| Test Mode: Transmit by 802.11g at 2412MHz | |



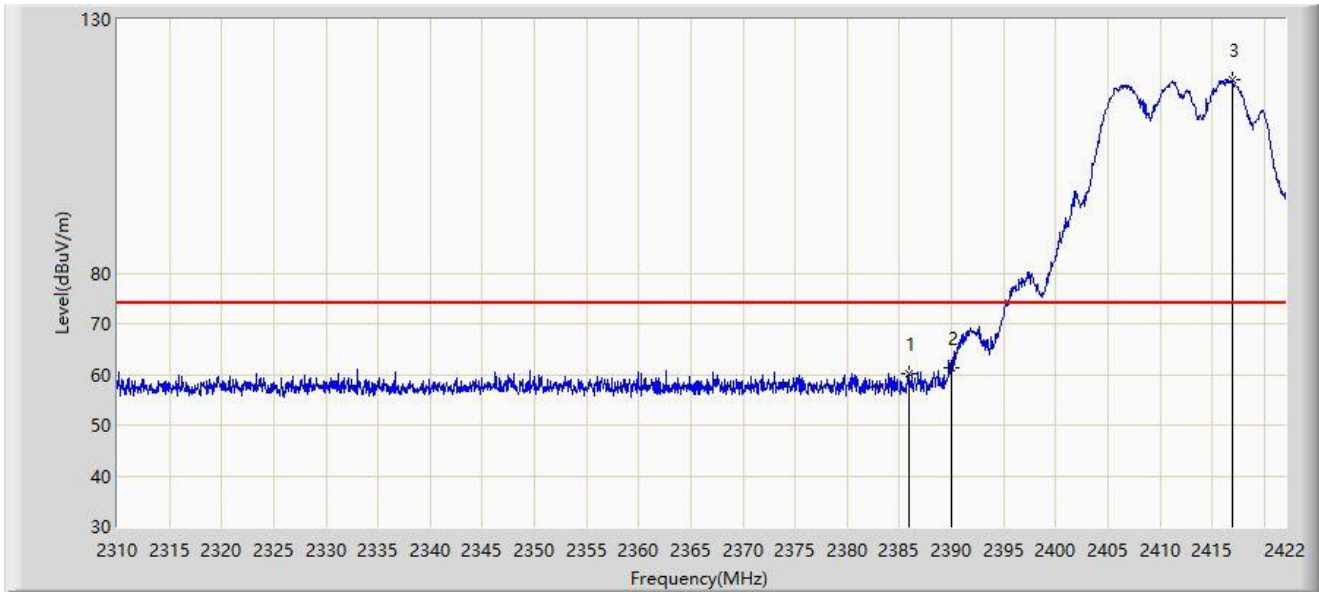
| No | Mark | Frequency (MHz) | Measure Level (dBμV/m) | Reading Level (dBμV) | Margin (dB) | Limit (dBμV/m) | Factor (dB/m) | Type |
|----|------|-----------------|------------------------|----------------------|-------------|----------------|---------------|------|
| 1 | * | 2390.000 | 50.795 | 19.180 | -3.205 | 54.000 | 31.615 | AV |
| 2 | | 2414.160 | 108.824 | 77.311 | N/A | N/A | 31.514 | AV |

Note 1: " * ", means this data is the worst emission level.

Note 2: Measure Level (dBμV/m) = Reading Level (dBμV) + Factor (dB/m).

Note 3: Factor (dB/m) = Cable Loss (dB) + Antenna Factor (dB/m).

| | |
|---|-----------------------|
| Site: WZ-AC2 | Test Date: 2023-07-29 |
| Limit: FCC_2.4G_RE(3m) | Engineer: Bob Zhang |
| Probe: BBHA9120D_1457_1-18GHz | Polarity: Vertical |
| EUT: ACCESS POINT | Power: AC 120V/60Hz |
| Test Mode: Transmit by 802.11g at 2412MHz | |



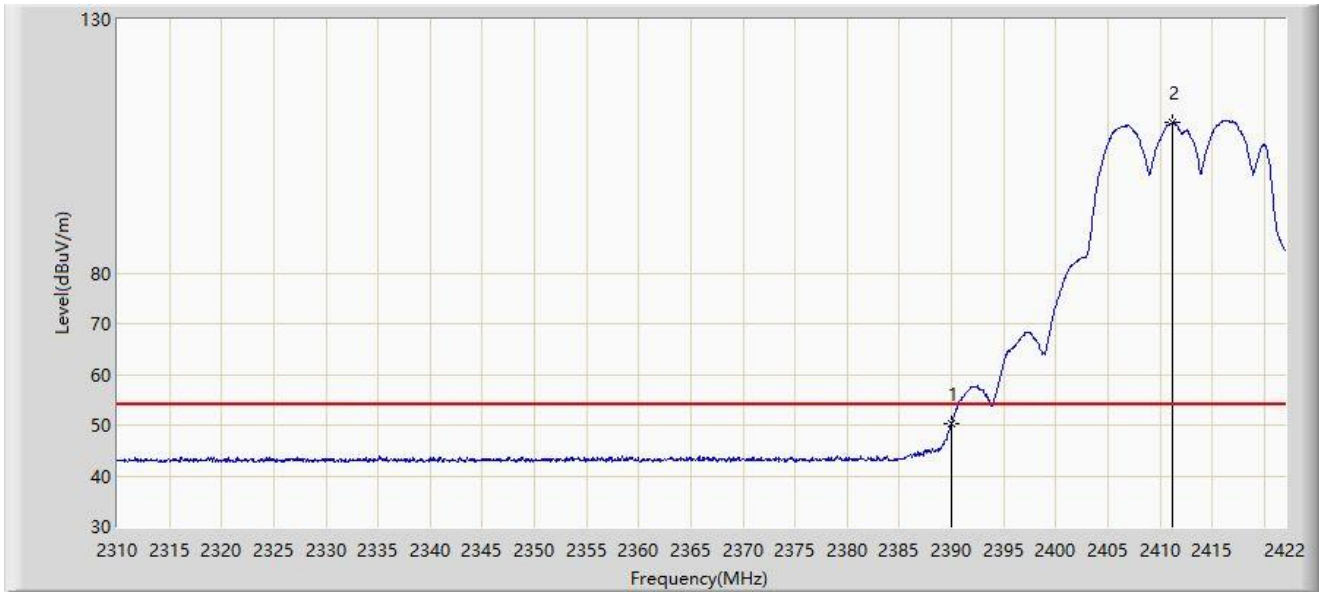
| No | Mark | Frequency (MHz) | Measure Level (dB μ V/m) | Reading Level (dB μ V) | Margin (dB) | Limit (dB μ V/m) | Factor (dB/m) | Type |
|----|------|-----------------|------------------------------|----------------------------|-------------|----------------------|---------------|------|
| 1 | | 2385.936 | 60.107 | 28.466 | -13.893 | 74.000 | 31.640 | PK |
| 2 | * | 2390.000 | 61.415 | 29.800 | -12.585 | 74.000 | 31.615 | PK |
| 3 | | 2416.904 | 118.144 | 86.639 | N/A | N/A | 31.504 | PK |

Note 1: " * ", means this data is the worst emission level.

Note 2: Measure Level (dB μ V/m) = Reading Level (dB μ V) + Factor (dB/m).

Note 3: Factor (dB/m) = Cable Loss (dB) + Antenna Factor (dB/m).

| | |
|---|-----------------------|
| Site: WZ-AC2 | Test Date: 2023-07-29 |
| Limit: FCC_2.4G_RE(3m) | Engineer: Bob Zhang |
| Probe: BBHA9120D_1457_1-18GHz | Polarity: Vertical |
| EUT: ACCESS POINT | Power: AC 120V/60Hz |
| Test Mode: Transmit by 802.11g at 2412MHz | |



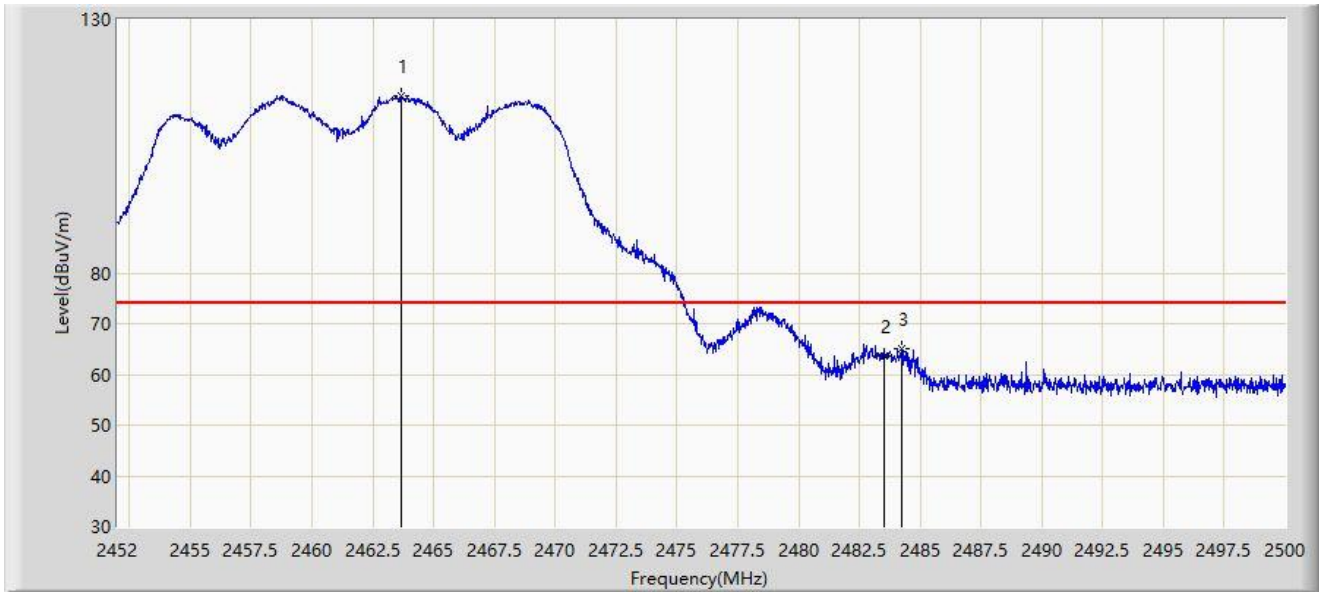
| No | Mark | Frequency (MHz) | Measure Level (dB μ V/m) | Reading Level (dB μ V) | Margin (dB) | Limit (dB μ V/m) | Factor (dB/m) | Type |
|----|------|-----------------|------------------------------|----------------------------|-------------|----------------------|---------------|------|
| 1 | * | 2390.000 | 50.297 | 18.682 | -3.703 | 54.000 | 31.615 | AV |
| 2 | | 2411.136 | 109.600 | 78.077 | N/A | N/A | 31.523 | AV |

Note 1: " * ", means this data is the worst emission level.

Note 2: Measure Level (dB μ V/m) = Reading Level (dB μ V) + Factor (dB/m).

Note 3: Factor (dB/m) = Cable Loss (dB) + Antenna Factor (dB/m).

| | |
|---|-----------------------|
| Site: WZ-AC2 | Test Date: 2023-07-29 |
| Limit: FCC_2.4G_RE(3m) | Engineer: Bob Zhang |
| Probe: BBHA9120D_1457_1-18GHz | Polarity: Horizontal |
| EUT: ACCESS POINT | Power: AC 120V/60Hz |
| Test Mode: Transmit by 802.11g at 2462MHz | |



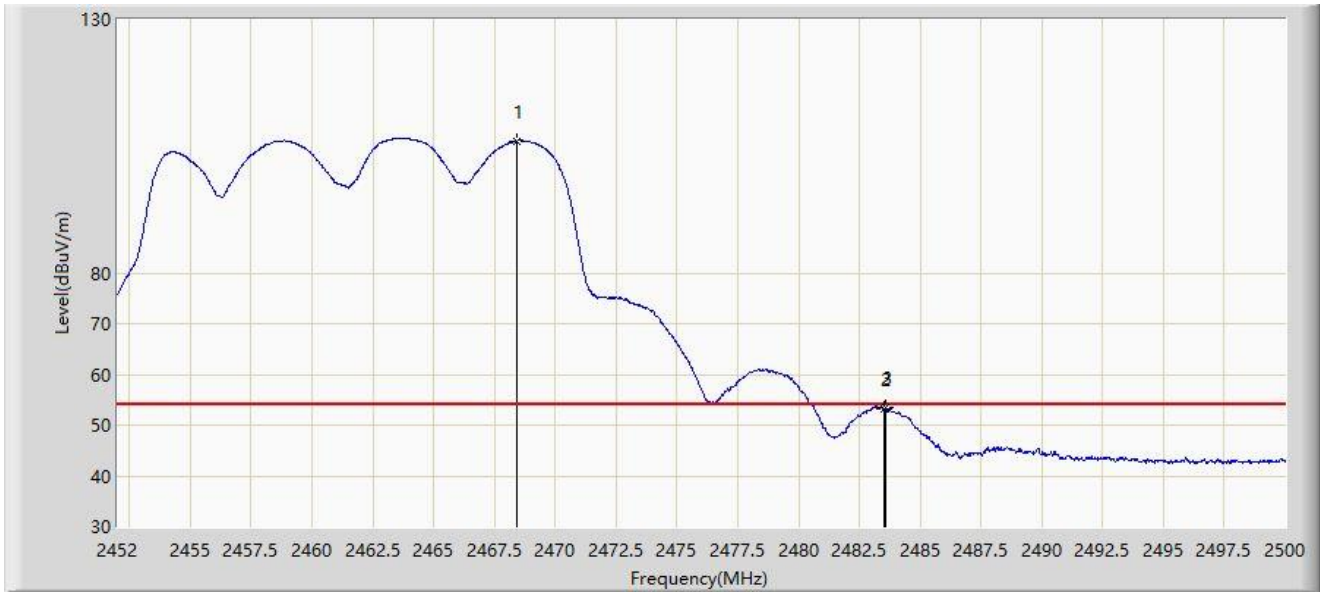
| No | Mark | Frequency (MHz) | Measure Level (dB μ V/m) | Reading Level (dB μ V) | Margin (dB) | Limit (dB μ V/m) | Factor (dB/m) | Type |
|----|------|-----------------|------------------------------|----------------------------|-------------|----------------------|---------------|------|
| 1 | | 2463.688 | 114.947 | 83.458 | N/A | N/A | 31.489 | PK |
| 2 | | 2483.500 | 63.714 | 32.214 | -10.286 | 74.000 | 31.500 | PK |
| 3 | * | 2484.232 | 65.044 | 33.543 | -8.956 | 74.000 | 31.501 | PK |

Note 1: " * ", means this data is the worst emission level.

Note 2: Measure Level (dB μ V/m) = Reading Level (dB μ V) + Factor (dB/m).

Note 3: Factor (dB/m) = Cable Loss (dB) + Antenna Factor (dB/m).

| | |
|---|-----------------------|
| Site: WZ-AC2 | Test Date: 2023-07-29 |
| Limit: FCC_2.4G_RE(3m) | Engineer: Bob Zhang |
| Probe: BBHA9120D_1457_1-18GHz | Polarity: Horizontal |
| EUT: ACCESS POINT | Power: AC 120V/60Hz |
| Test Mode: Transmit by 802.11g at 2462MHz | |



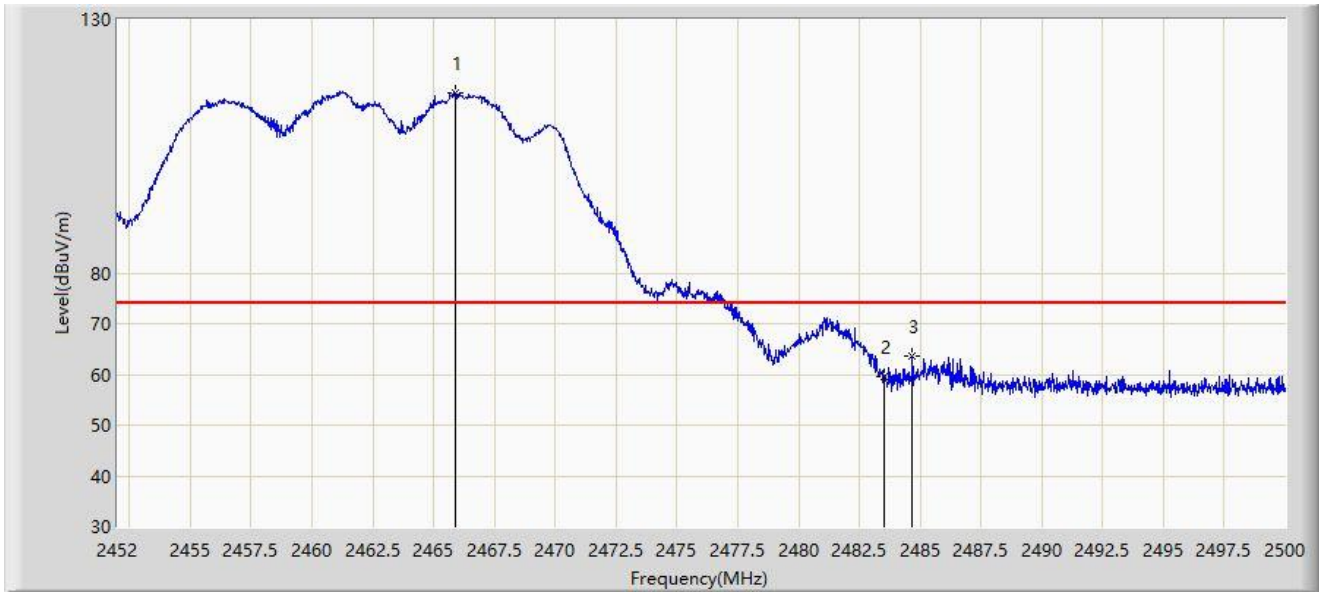
| No | Mark | Frequency (MHz) | Measure Level (dB μ V/m) | Reading Level (dB μ V) | Margin (dB) | Limit (dB μ V/m) | Factor (dB/m) | Type |
|----|------|-----------------|------------------------------|----------------------------|-------------|----------------------|---------------|------|
| 1 | | 2468.392 | 106.046 | 74.551 | N/A | N/A | 31.495 | AV |
| 2 | | 2483.500 | 53.205 | 21.705 | -0.795 | 54.000 | 31.500 | AV |
| 3 | * | 2483.608 | 53.395 | 21.894 | -0.605 | 54.000 | 31.501 | AV |

Note 1: " * ", means this data is the worst emission level.

Note 2: Measure Level (dB μ V/m) = Reading Level (dB μ V) + Factor (dB/m).

Note 3: Factor (dB/m) = Cable Loss (dB) + Antenna Factor (dB/m).

| | |
|---|-----------------------|
| Site: WZ-AC2 | Test Date: 2023-07-29 |
| Limit: FCC_2.4G_RE(3m) | Engineer: Bob Zhang |
| Probe: BBHA9120D_1457_1-18GHz | Polarity: Vertical |
| EUT: ACCESS POINT | Power: AC 120V/60Hz |
| Test Mode: Transmit by 802.11g at 2462MHz | |



| No | Mark | Frequency (MHz) | Measure Level (dB μ V/m) | Reading Level (dB μ V) | Margin (dB) | Limit (dB μ V/m) | Factor (dB/m) | Type |
|----|------|-----------------|------------------------------|----------------------------|-------------|----------------------|---------------|------|
| 1 | | 2465.896 | 115.616 | 84.124 | N/A | N/A | 31.492 | PK |
| 2 | | 2483.500 | 59.616 | 28.116 | -14.384 | 74.000 | 31.500 | PK |
| 3 | * | 2484.688 | 63.744 | 32.243 | -10.256 | 74.000 | 31.501 | PK |

Note 1: " * ", means this data is the worst emission level.

Note 2: Measure Level (dB μ V/m) = Reading Level (dB μ V) + Factor (dB/m).

Note 3: Factor (dB/m) = Cable Loss (dB) + Antenna Factor (dB/m).

| | |
|---|-----------------------|
| Site: WZ-AC2 | Test Date: 2023-07-29 |
| Limit: FCC_2.4G_RE(3m) | Engineer: Bob Zhang |
| Probe: BBHA9120D_1457_1-18GHz | Polarity: Vertical |
| EUT: ACCESS POINT | Power: AC 120V/60Hz |
| Test Mode: Transmit by 802.11g at 2462MHz | |



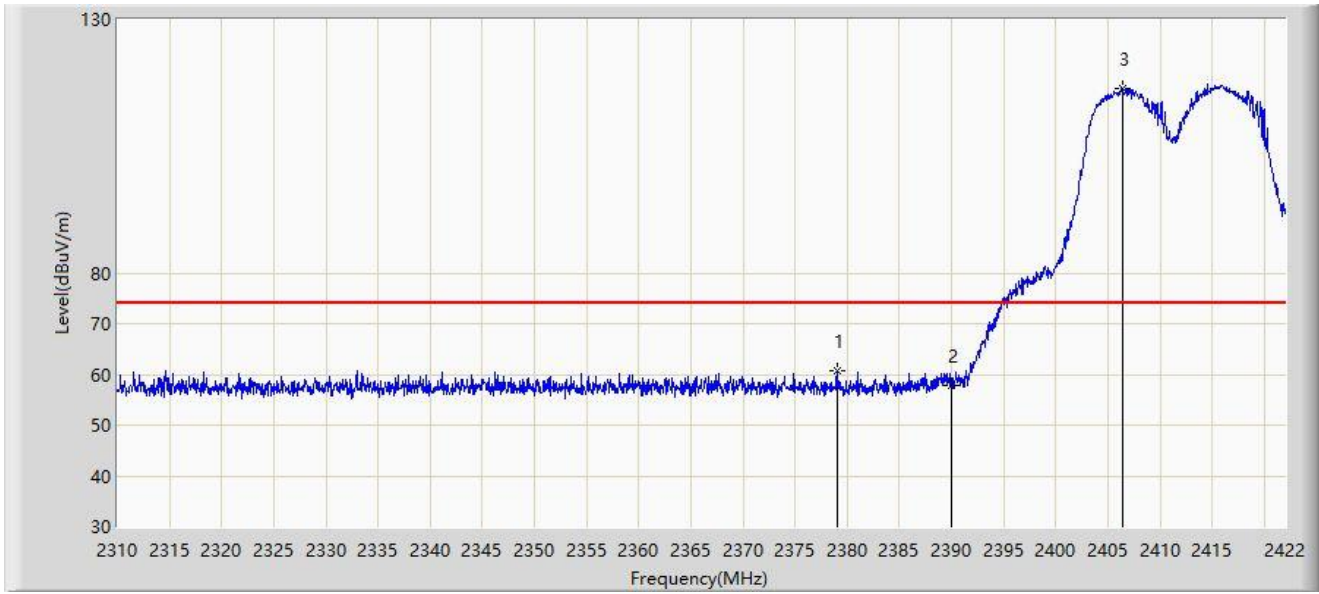
| No | Mark | Frequency (MHz) | Measure Level (dB μ V/m) | Reading Level (dB μ V) | Margin (dB) | Limit (dB μ V/m) | Factor (dB/m) | Type |
|----|------|-----------------|------------------------------|----------------------------|-------------|----------------------|---------------|------|
| 1 | | 2466.160 | 107.242 | 75.750 | N/A | N/A | 31.492 | AV |
| 2 | | 2483.500 | 48.409 | 16.909 | -5.591 | 54.000 | 31.500 | AV |
| 3 | * | 2486.080 | 48.978 | 17.476 | -5.022 | 54.000 | 31.502 | AV |

Note 1: " * ", means this data is the worst emission level.

Note 2: Measure Level (dB μ V/m) = Reading Level (dB μ V) + Factor (dB/m).

Note 3: Factor (dB/m) = Cable Loss (dB) + Antenna Factor (dB/m).

| | |
|--|-----------------------|
| Site: WZ-AC2 | Test Date: 2023-07-29 |
| Limit: FCC_2.4G_RE(3m) | Engineer: Bob Zhang |
| Probe: BBHA9120D_1457_1-18GHz | Polarity: Horizontal |
| EUT: ACCESS POINT | Power: AC 120V/60Hz |
| Test Mode: Transmit by 802.11n-HT20 at 2412MHz | |



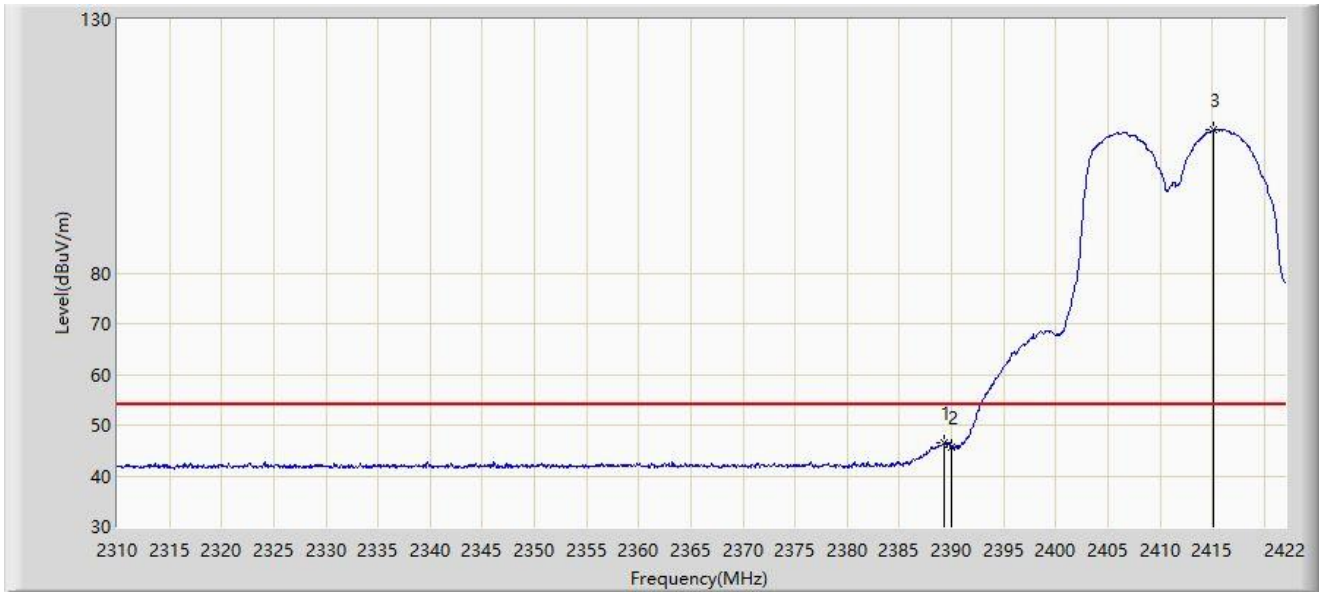
| No | Mark | Frequency (MHz) | Measure Level (dB μ V/m) | Reading Level (dB μ V) | Margin (dB) | Limit (dB μ V/m) | Factor (dB/m) | Type |
|----|------|-----------------|------------------------------|----------------------------|-------------|----------------------|---------------|------|
| 1 | * | 2378.992 | 60.618 | 28.955 | -13.382 | 74.000 | 31.663 | PK |
| 2 | | 2390.000 | 57.839 | 26.224 | -16.161 | 74.000 | 31.615 | PK |
| 3 | | 2406.488 | 116.520 | 84.984 | N/A | N/A | 31.536 | PK |

Note 1: " * ", means this data is the worst emission level.

Note 2: Measure Level (dB μ V/m) = Reading Level (dB μ V) + Factor (dB/m).

Note 3: Factor (dB/m) = Cable Loss (dB) + Antenna Factor (dB/m).

| | |
|--|-----------------------|
| Site: WZ-AC2 | Test Date: 2023-07-29 |
| Limit: FCC_2.4G_RE(3m) | Engineer: Bob Zhang |
| Probe: BBHA9120D_1457_1-18GHz | Polarity: Horizontal |
| EUT: ACCESS POINT | Power: AC 120V/60Hz |
| Test Mode: Transmit by 802.11n-HT20 at 2412MHz | |



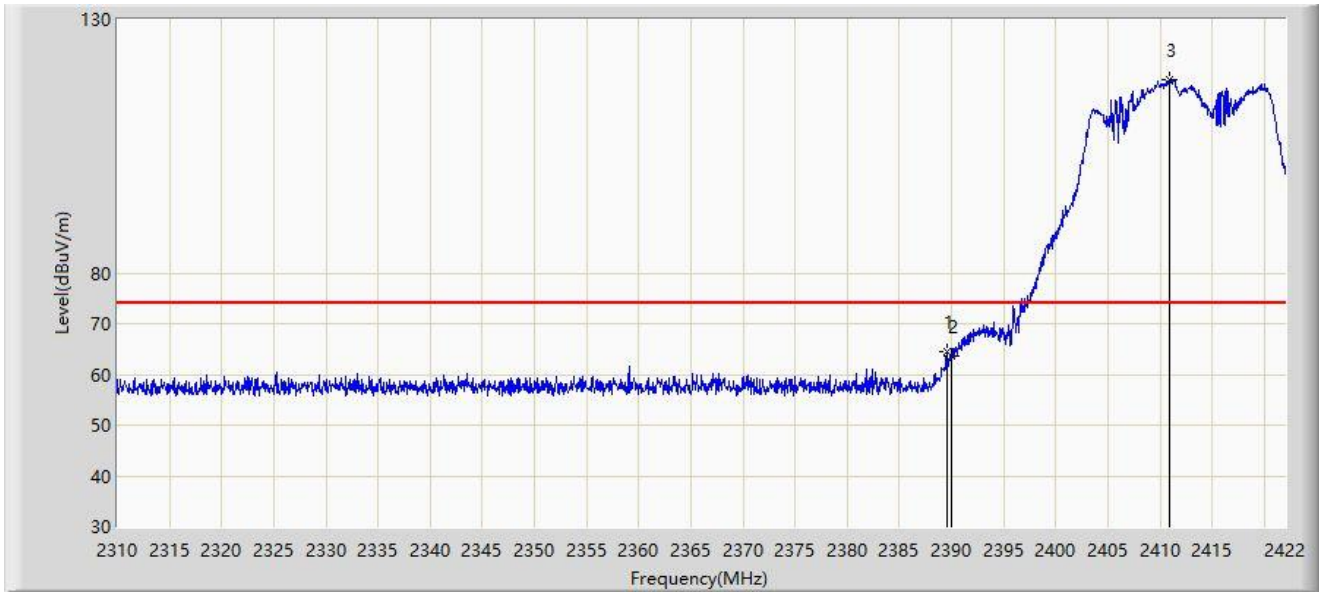
| No | Mark | Frequency (MHz) | Measure Level (dB μ V/m) | Reading Level (dB μ V) | Margin (dB) | Limit (dB μ V/m) | Factor (dB/m) | Type |
|----|------|-----------------|------------------------------|----------------------------|-------------|----------------------|---------------|------|
| 1 | * | 2389.352 | 46.409 | 14.790 | -7.591 | 54.000 | 31.620 | AV |
| 2 | | 2390.000 | 45.792 | 14.177 | -8.208 | 54.000 | 31.615 | AV |
| 3 | | 2415.168 | 108.181 | 76.671 | N/A | N/A | 31.510 | AV |

Note 1: " * ", means this data is the worst emission level.

Note 2: Measure Level (dB μ V/m) = Reading Level (dB μ V) + Factor (dB/m).

Note 3: Factor (dB/m) = Cable Loss (dB) + Antenna Factor (dB/m).

| | |
|--|-----------------------|
| Site: WZ-AC2 | Test Date: 2023-07-29 |
| Limit: FCC_2.4G_RE(3m) | Engineer: Bob Zhang |
| Probe: BBHA9120D_1457_1-18GHz | Polarity: Vertical |
| EUT: ACCESS POINT | Power: AC 120V/60Hz |
| Test Mode: Transmit by 802.11n-HT20 at 2412MHz | |



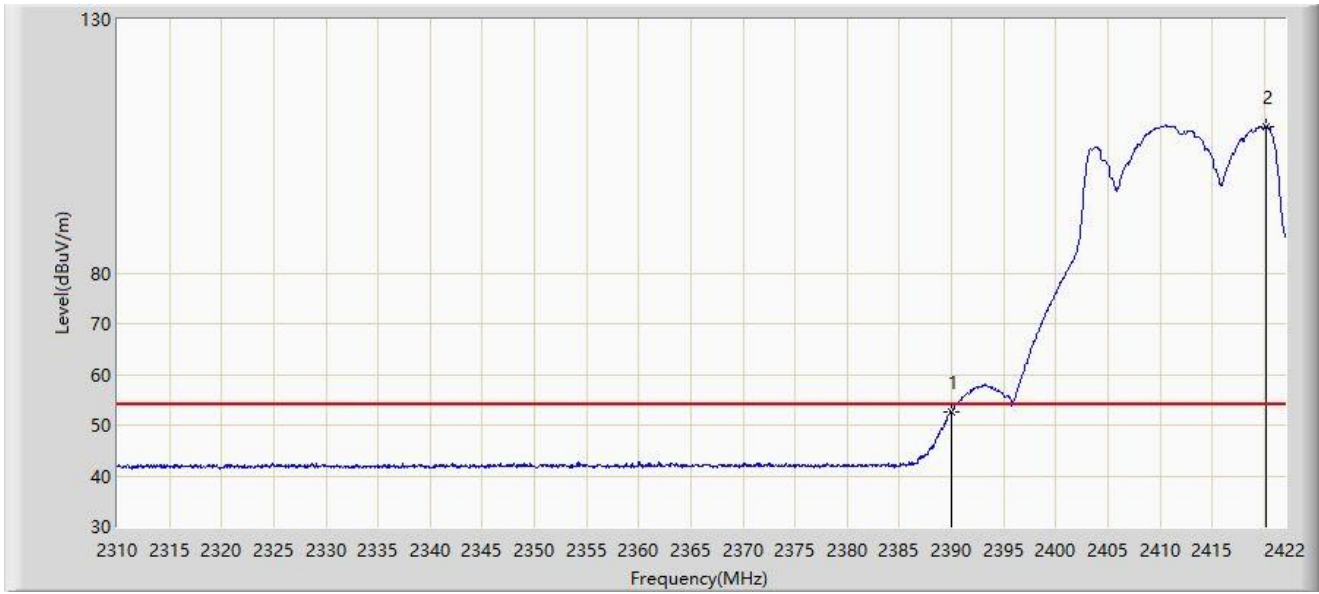
| No | Mark | Frequency (MHz) | Measure Level (dB μ V/m) | Reading Level (dB μ V) | Margin (dB) | Limit (dB μ V/m) | Factor (dB/m) | Type |
|----|------|-----------------|------------------------------|----------------------------|-------------|----------------------|---------------|------|
| 1 | * | 2389.520 | 64.543 | 32.925 | -9.457 | 74.000 | 31.618 | PK |
| 2 | | 2390.000 | 63.707 | 32.092 | -10.293 | 74.000 | 31.615 | PK |
| 3 | | 2410.968 | 118.118 | 86.595 | N/A | N/A | 31.523 | PK |

Note 1: " * ", means this data is the worst emission level.

Note 2: Measure Level (dB μ V/m) = Reading Level (dB μ V) + Factor (dB/m).

Note 3: Factor (dB/m) = Cable Loss (dB) + Antenna Factor (dB/m).

| | |
|--|-----------------------|
| Site: WZ-AC2 | Test Date: 2023-07-29 |
| Limit: FCC_2.4G_RE(3m) | Engineer: Bob Zhang |
| Probe: BBHA9120D_1457_1-18GHz | Polarity: Vertical |
| EUT: ACCESS POINT | Power: AC 120V/60Hz |
| Test Mode: Transmit by 802.11n-HT20 at 2412MHz | |



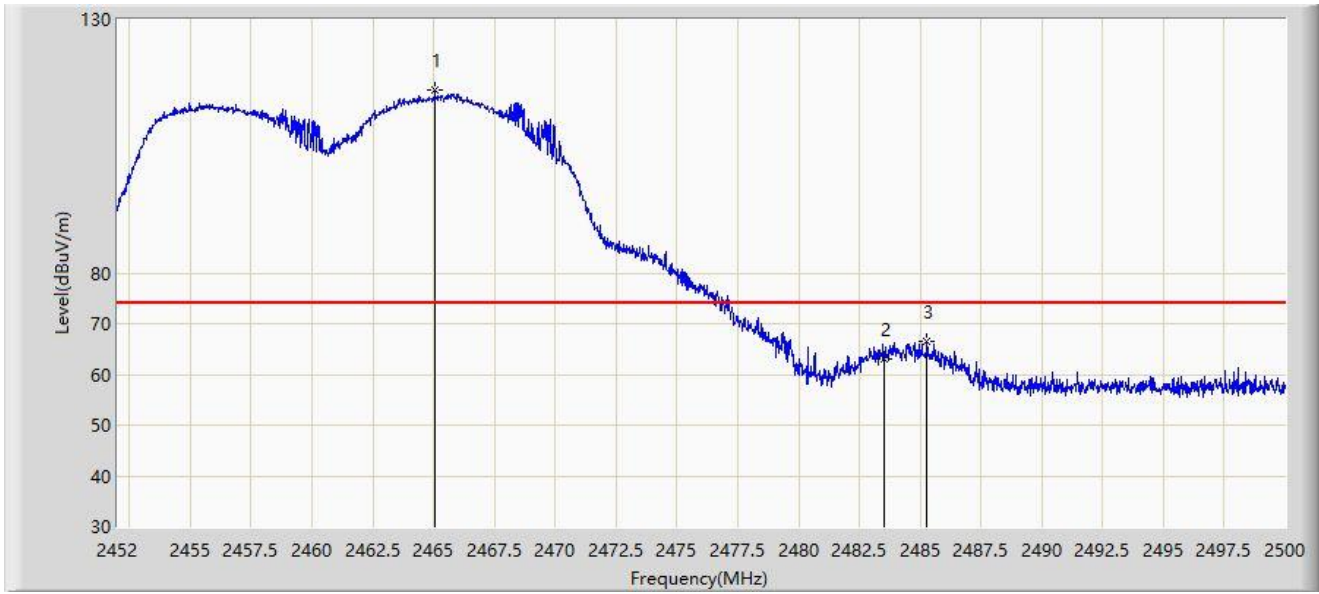
| No | Mark | Frequency (MHz) | Measure Level (dB μ V/m) | Reading Level (dB μ V) | Margin (dB) | Limit (dB μ V/m) | Factor (dB/m) | Type |
|----|------|-----------------|------------------------------|----------------------------|-------------|----------------------|---------------|------|
| 1 | * | 2390.000 | 52.633 | 21.018 | -1.367 | 54.000 | 31.615 | AV |
| 2 | | 2420.208 | 108.848 | 77.353 | N/A | N/A | 31.494 | AV |

Note 1: " * ", means this data is the worst emission level.

Note 2: Measure Level (dB μ V/m) = Reading Level (dB μ V) + Factor (dB/m).

Note 3: Factor (dB/m) = Cable Loss (dB) + Antenna Factor (dB/m).

| | |
|--|-----------------------|
| Site: WZ-AC2 | Test Date: 2023-07-29 |
| Limit: FCC_2.4G_RE(3m) | Engineer: Bob Zhang |
| Probe: BBHA9120D_1457_1-18GHz | Polarity: Horizontal |
| EUT: ACCESS POINT | Power: AC 120V/60Hz |
| Test Mode: Transmit by 802.11n-HT20 at 2462MHz | |



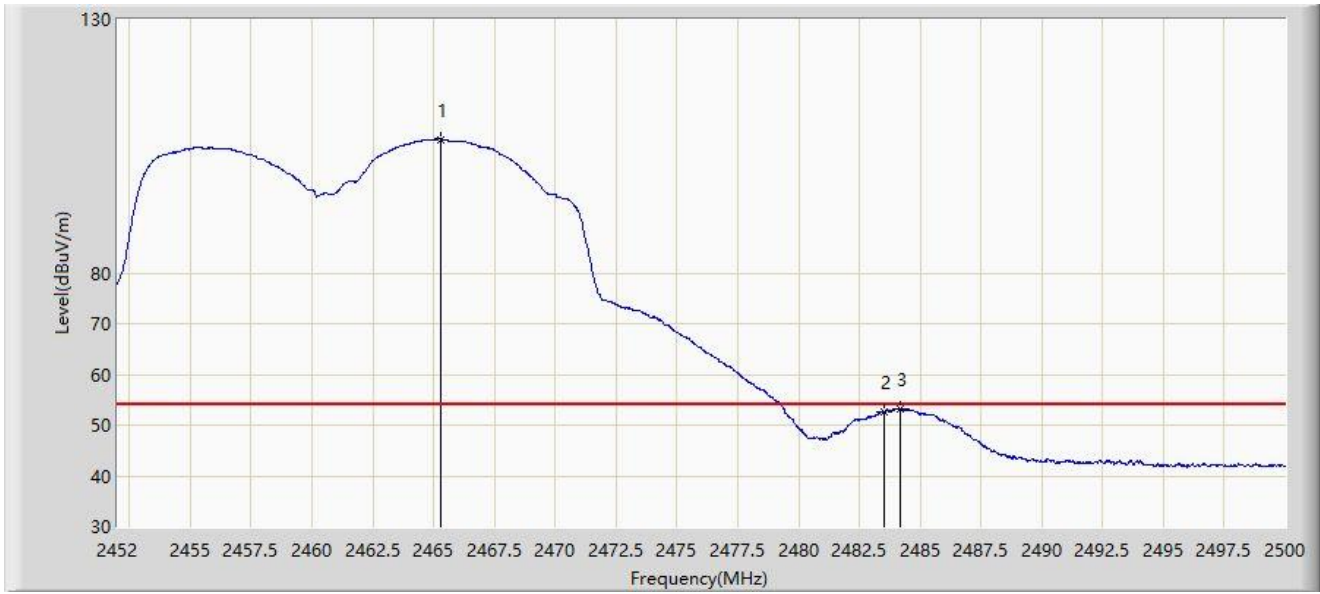
| No | Mark | Frequency (MHz) | Measure Level (dB μ V/m) | Reading Level (dB μ V) | Margin (dB) | Limit (dB μ V/m) | Factor (dB/m) | Type |
|----|------|-----------------|------------------------------|----------------------------|-------------|----------------------|---------------|------|
| 1 | | 2465.056 | 116.006 | 84.515 | N/A | N/A | 31.491 | PK |
| 2 | | 2483.500 | 62.945 | 31.445 | -11.055 | 74.000 | 31.500 | PK |
| 3 | * | 2485.264 | 66.393 | 34.892 | -7.607 | 74.000 | 31.501 | PK |

Note 1: " * ", means this data is the worst emission level.

Note 2: Measure Level (dB μ V/m) = Reading Level (dB μ V) + Factor (dB/m).

Note 3: Factor (dB/m) = Cable Loss (dB) + Antenna Factor (dB/m).

| | |
|--|-----------------------|
| Site: WZ-AC2 | Test Date: 2023-07-29 |
| Limit: FCC_2.4G_RE(3m) | Engineer: Bob Zhang |
| Probe: BBHA9120D_1457_1-18GHz | Polarity: Horizontal |
| EUT: ACCESS POINT | Power: AC 120V/60Hz |
| Test Mode: Transmit by 802.11n-HT20 at 2462MHz | |



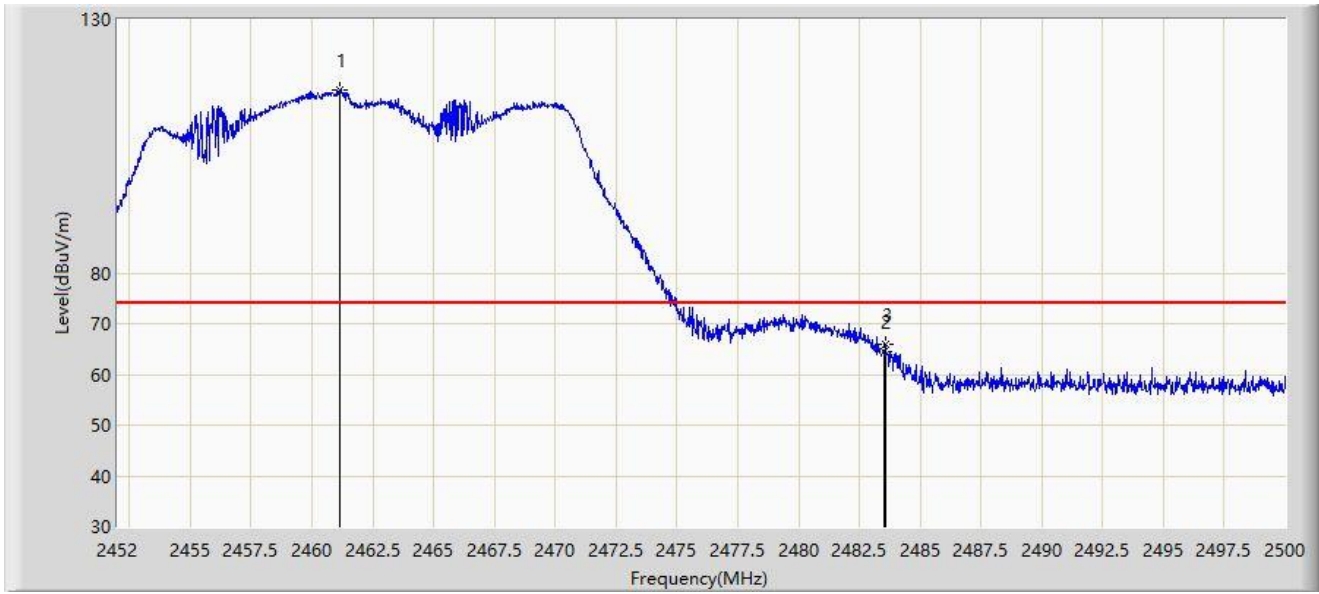
| No | Mark | Frequency (MHz) | Measure Level (dB μ V/m) | Reading Level (dB μ V) | Margin (dB) | Limit (dB μ V/m) | Factor (dB/m) | Type |
|----|------|-----------------|------------------------------|----------------------------|-------------|----------------------|---------------|------|
| 1 | | 2465.272 | 106.373 | 74.882 | N/A | N/A | 31.491 | AV |
| 2 | | 2483.500 | 52.650 | 21.150 | -1.350 | 54.000 | 31.500 | AV |
| 3 | * | 2484.160 | 53.252 | 21.751 | -0.748 | 54.000 | 31.501 | AV |

Note 1: " * ", means this data is the worst emission level.

Note 2: Measure Level (dB μ V/m) = Reading Level (dB μ V) + Factor (dB/m).

Note 3: Factor (dB/m) = Cable Loss (dB) + Antenna Factor (dB/m).

| | |
|--|-----------------------|
| Site: WZ-AC2 | Test Date: 2023-07-29 |
| Limit: FCC_2.4G_RE(3m) | Engineer: Bob Zhang |
| Probe: BBHA9120D_1457_1-18GHz | Polarity: Vertical |
| EUT: ACCESS POINT | Power: AC 120V/60Hz |
| Test Mode: Transmit by 802.11n-HT20 at 2462MHz | |



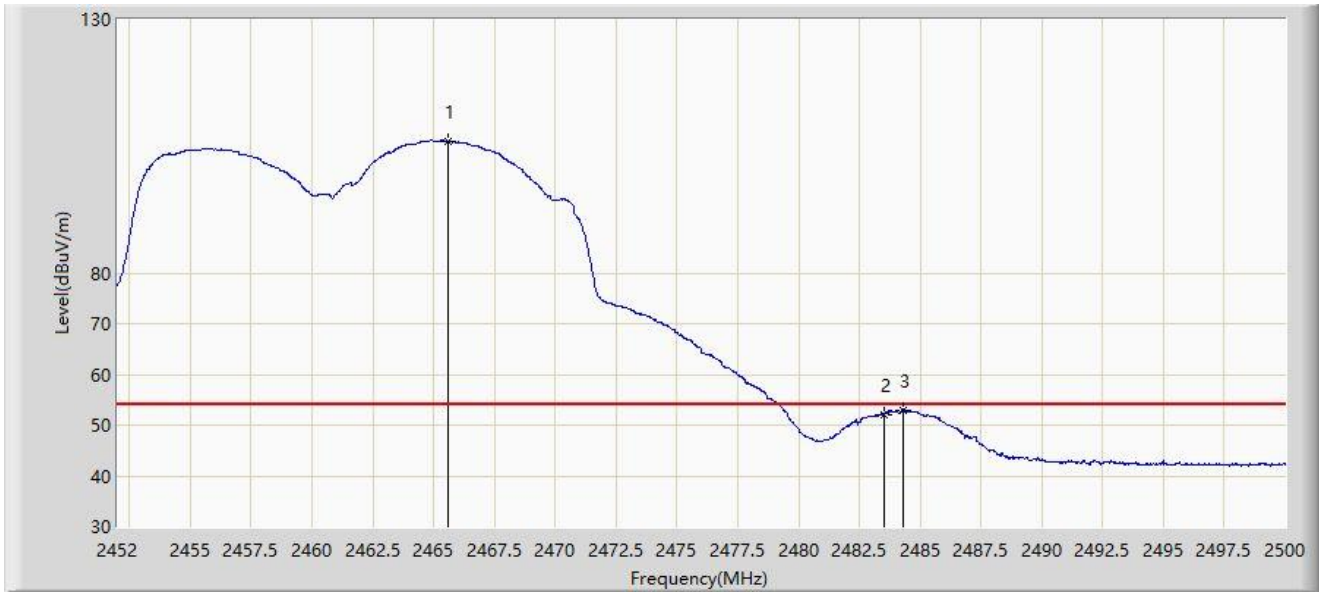
| No | Mark | Frequency (MHz) | Measure Level (dB μ V/m) | Reading Level (dB μ V) | Margin (dB) | Limit (dB μ V/m) | Factor (dB/m) | Type |
|----|------|-----------------|------------------------------|----------------------------|-------------|----------------------|---------------|------|
| 1 | | 2461.168 | 116.143 | 84.657 | N/A | N/A | 31.487 | PK |
| 2 | | 2483.500 | 64.543 | 33.043 | -9.457 | 74.000 | 31.500 | PK |
| 3 | * | 2483.560 | 65.800 | 34.299 | -8.200 | 74.000 | 31.501 | PK |

Note 1: " * ", means this data is the worst emission level.

Note 2: Measure Level (dB μ V/m) = Reading Level (dB μ V) + Factor (dB/m).

Note 3: Factor (dB/m) = Cable Loss (dB) + Antenna Factor (dB/m).

| | |
|--|-----------------------|
| Site: WZ-AC2 | Test Date: 2023-07-29 |
| Limit: FCC_2.4G_RE(3m) | Engineer: Bob Zhang |
| Probe: BBHA9120D_1457_1-18GHz | Polarity: Vertical |
| EUT: ACCESS POINT | Power: AC 120V/60Hz |
| Test Mode: Transmit by 802.11n-HT20 at 2462MHz | |



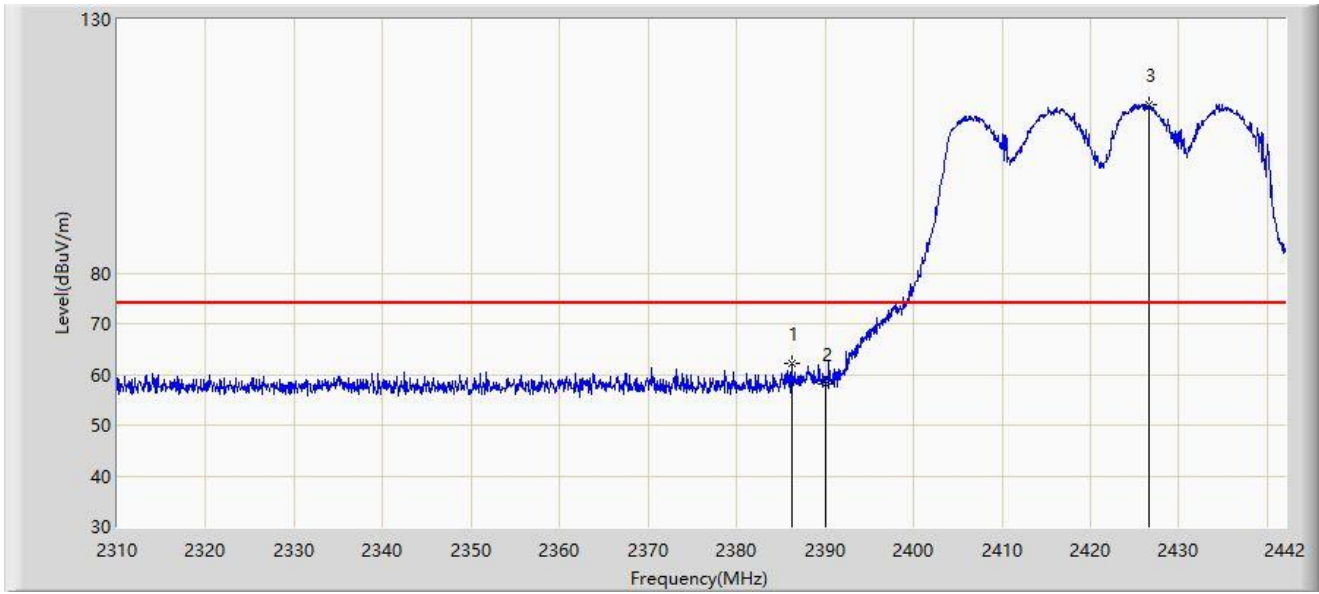
| No | Mark | Frequency (MHz) | Measure Level (dB μ V/m) | Reading Level (dB μ V) | Margin (dB) | Limit (dB μ V/m) | Factor (dB/m) | Type |
|----|------|-----------------|------------------------------|----------------------------|-------------|----------------------|---------------|------|
| 1 | | 2465.584 | 105.950 | 74.459 | N/A | N/A | 31.492 | AV |
| 2 | | 2483.500 | 52.147 | 20.647 | -1.853 | 54.000 | 31.500 | AV |
| 3 | * | 2484.304 | 52.896 | 21.395 | -1.104 | 54.000 | 31.501 | AV |

Note 1: " * ", means this data is the worst emission level.

Note 2: Measure Level (dB μ V/m) = Reading Level (dB μ V) + Factor (dB/m).

Note 3: Factor (dB/m) = Cable Loss (dB) + Antenna Factor (dB/m).

| | |
|--|-----------------------|
| Site: WZ-AC2 | Test Date: 2023-07-29 |
| Limit: FCC_2.4G_RE(3m) | Engineer: Bob Zhang |
| Probe: BBHA9120D_1457_1-18GHz | Polarity: Horizontal |
| EUT: ACCESS POINT | Power: AC 120V/60Hz |
| Test Mode: Transmit by 802.11n-HT40 at 2422MHz | |



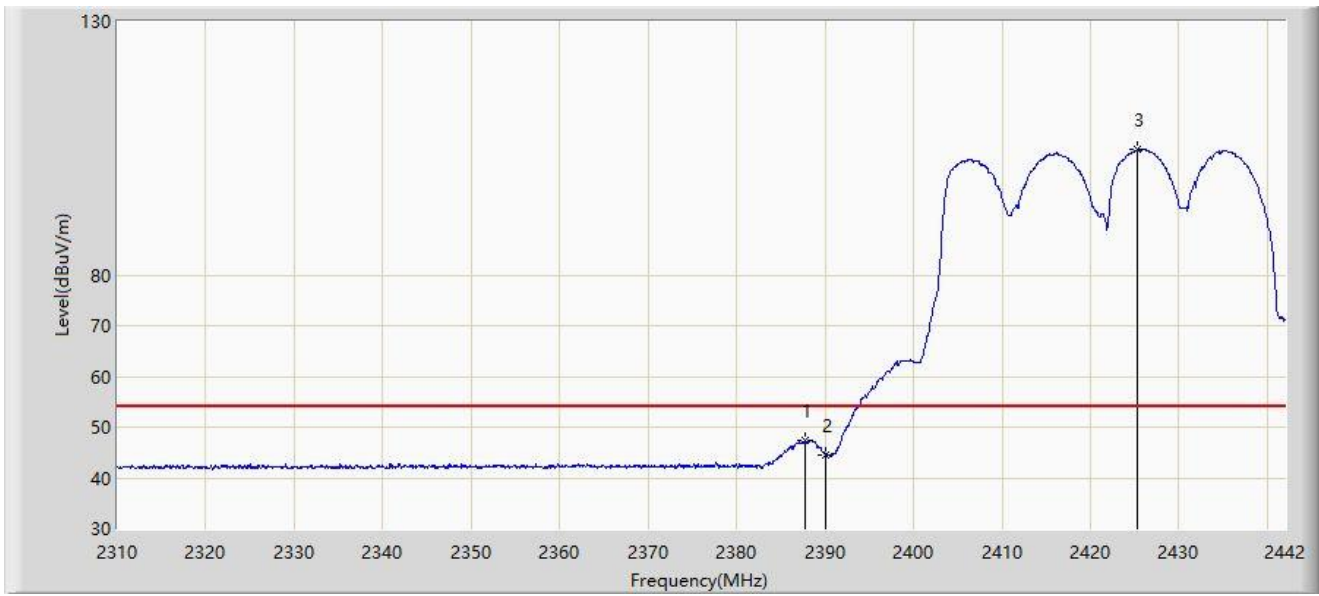
| No | Mark | Frequency (MHz) | Measure Level (dB μ V/m) | Reading Level (dB μ V) | Margin (dB) | Limit (dB μ V/m) | Factor (dB/m) | Type |
|----|------|-----------------|------------------------------|----------------------------|-------------|----------------------|---------------|------|
| 1 | * | 2386.230 | 62.154 | 30.515 | -11.846 | 74.000 | 31.639 | PK |
| 2 | | 2390.000 | 58.043 | 26.428 | -15.957 | 74.000 | 31.615 | PK |
| 3 | | 2426.556 | 113.087 | 81.598 | N/A | N/A | 31.489 | PK |

Note 1: " * ", means this data is the worst emission level.

Note 2: Measure Level (dB μ V/m) = Reading Level (dB μ V) + Factor (dB/m).

Note 3: Factor (dB/m) = Cable Loss (dB) + Antenna Factor (dB/m).

| | |
|--|-----------------------|
| Site: WZ-AC2 | Test Date: 2023-07-29 |
| Limit: FCC_2.4G_RE(3m) | Engineer: Bob Zhang |
| Probe: BBHA9120D_1457_1-18GHz | Polarity: Horizontal |
| EUT: ACCESS POINT | Power: AC 120V/60Hz |
| Test Mode: Transmit by 802.11n-HT40 at 2422MHz | |



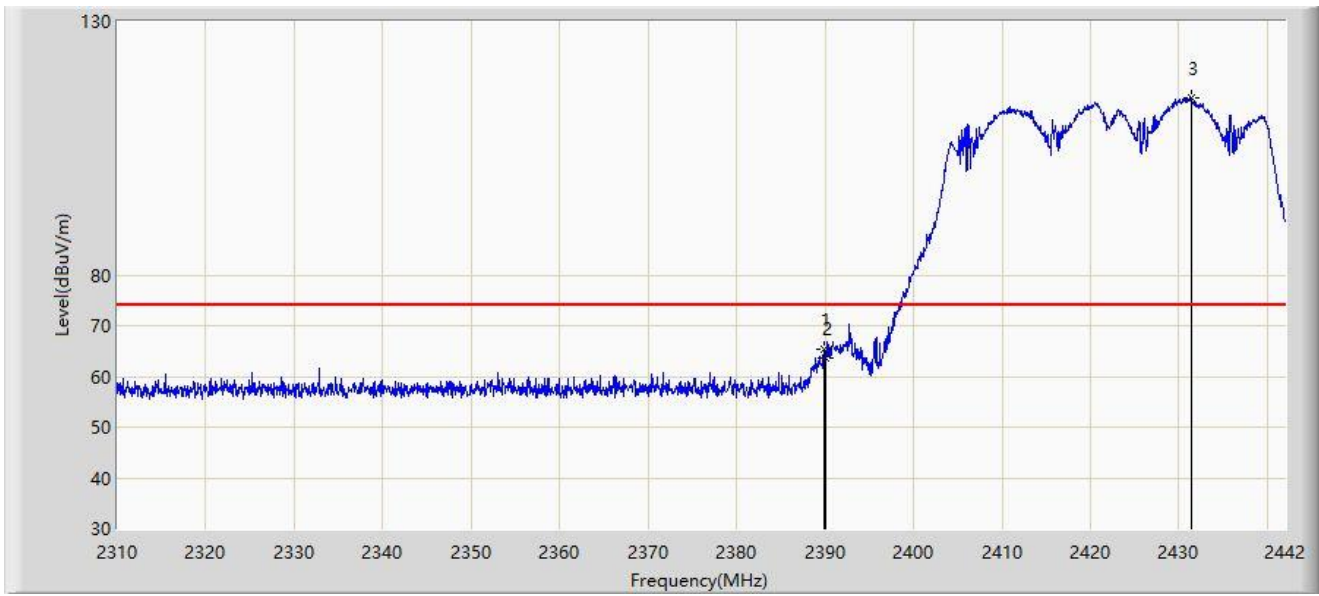
| No | Mark | Frequency (MHz) | Measure Level (dB μ V/m) | Reading Level (dB μ V) | Margin (dB) | Limit (dB μ V/m) | Factor (dB/m) | Type |
|----|------|-----------------|------------------------------|----------------------------|-------------|----------------------|---------------|------|
| 1 | * | 2387.682 | 47.276 | 15.646 | -6.724 | 54.000 | 31.629 | AV |
| 2 | | 2390.000 | 44.563 | 12.948 | -9.437 | 54.000 | 31.615 | AV |
| 3 | | 2425.368 | 104.731 | 73.241 | N/A | N/A | 31.491 | AV |

Note 1: " * ", means this data is the worst emission level.

Note 2: Measure Level (dB μ V/m) = Reading Level (dB μ V) + Factor (dB/m).

Note 3: Factor (dB/m) = Cable Loss (dB) + Antenna Factor (dB/m).

| | |
|--|-----------------------|
| Site: WZ-AC2 | Test Date: 2023-07-29 |
| Limit: FCC_2.4G_RE(3m) | Engineer: Bob Zhang |
| Probe: BBHA9120D_1457_1-18GHz | Polarity: Vertical |
| EUT: ACCESS POINT | Power: AC 120V/60Hz |
| Test Mode: Transmit by 802.11n-HT40 at 2422MHz | |



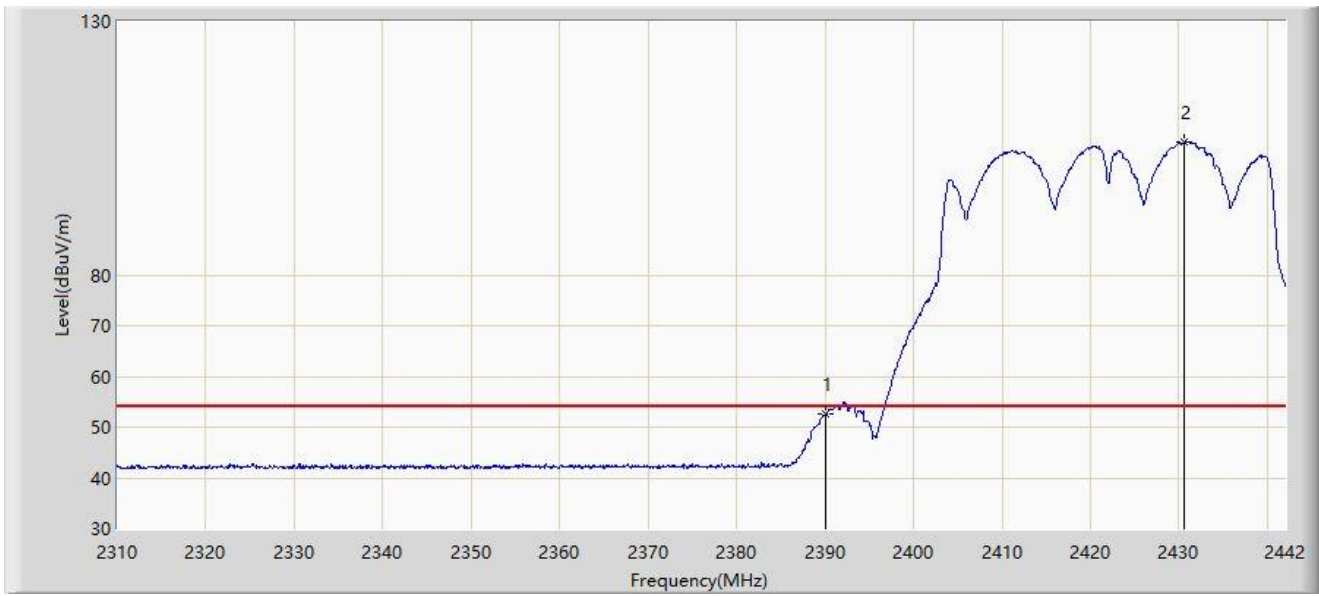
| No | Mark | Frequency (MHz) | Measure Level (dB μ V/m) | Reading Level (dB μ V) | Margin (dB) | Limit (dB μ V/m) | Factor (dB/m) | Type |
|----|------|-----------------|------------------------------|----------------------------|-------------|----------------------|---------------|------|
| 1 | * | 2389.860 | 65.338 | 33.722 | -8.662 | 74.000 | 31.616 | PK |
| 2 | | 2390.000 | 63.534 | 31.919 | -10.466 | 74.000 | 31.615 | PK |
| 3 | | 2431.374 | 114.996 | 83.507 | N/A | N/A | 31.489 | PK |

Note 1: " * ", means this data is the worst emission level.

Note 2: Measure Level (dB μ V/m) = Reading Level (dB μ V) + Factor (dB/m).

Note 3: Factor (dB/m) = Cable Loss (dB) + Antenna Factor (dB/m).

| | |
|--|-----------------------|
| Site: WZ-AC2 | Test Date: 2023-07-29 |
| Limit: FCC_2.4G_RE(3m) | Engineer: Bob Zhang |
| Probe: BBHA9120D_1457_1-18GHz | Polarity: Vertical |
| EUT: ACCESS POINT | Power: AC 120V/60Hz |
| Test Mode: Transmit by 802.11n-HT40 at 2422MHz | |



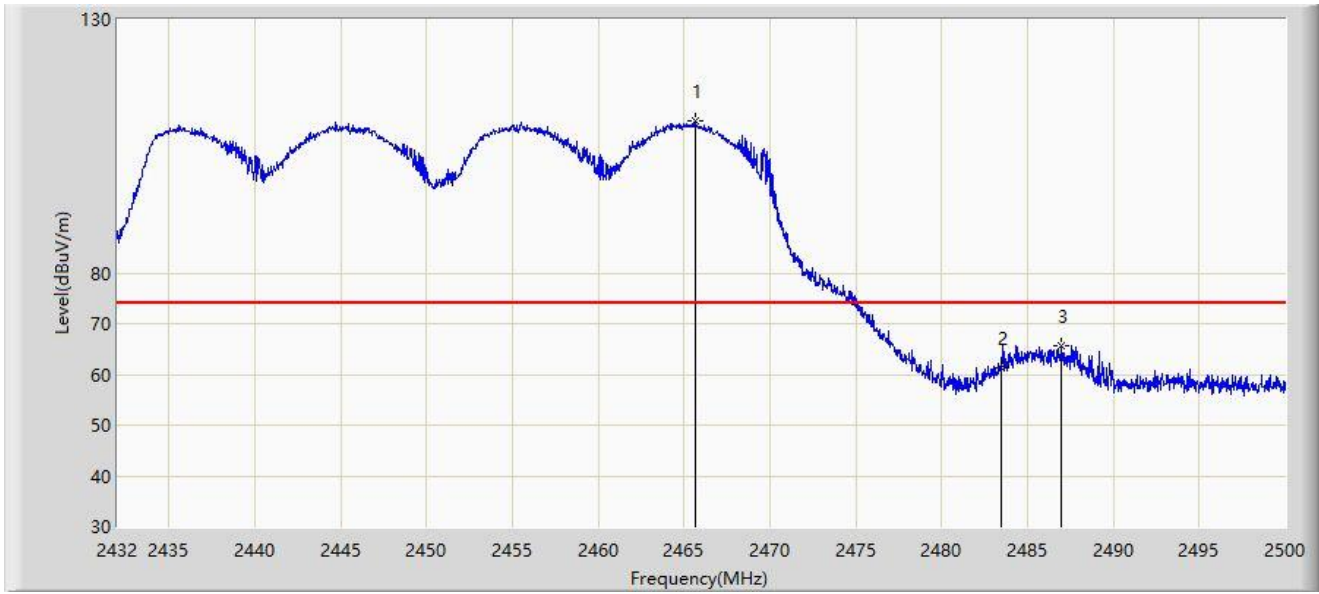
| No | Mark | Frequency (MHz) | Measure Level (dB μ V/m) | Reading Level (dB μ V) | Margin (dB) | Limit (dB μ V/m) | Factor (dB/m) | Type |
|----|------|-----------------|------------------------------|----------------------------|-------------|----------------------|---------------|------|
| 1 | * | 2390.000 | 52.465 | 20.850 | -1.535 | 54.000 | 31.615 | AV |
| 2 | | 2430.648 | 106.124 | 74.635 | N/A | N/A | 31.489 | AV |

Note 1: " * ", means this data is the worst emission level.

Note 2: Measure Level (dB μ V/m) = Reading Level (dB μ V) + Factor (dB/m).

Note 3: Factor (dB/m) = Cable Loss (dB) + Antenna Factor (dB/m).

| | |
|--|-----------------------|
| Site: WZ-AC2 | Test Date: 2023-07-29 |
| Limit: FCC_2.4G_RE(3m) | Engineer: Bob Zhang |
| Probe: BBHA9120D_1457_1-18GHz | Polarity: Horizontal |
| EUT: ACCESS POINT | Power: AC 120V/60Hz |
| Test Mode: Transmit by 802.11n-HT40 at 2452MHz | |



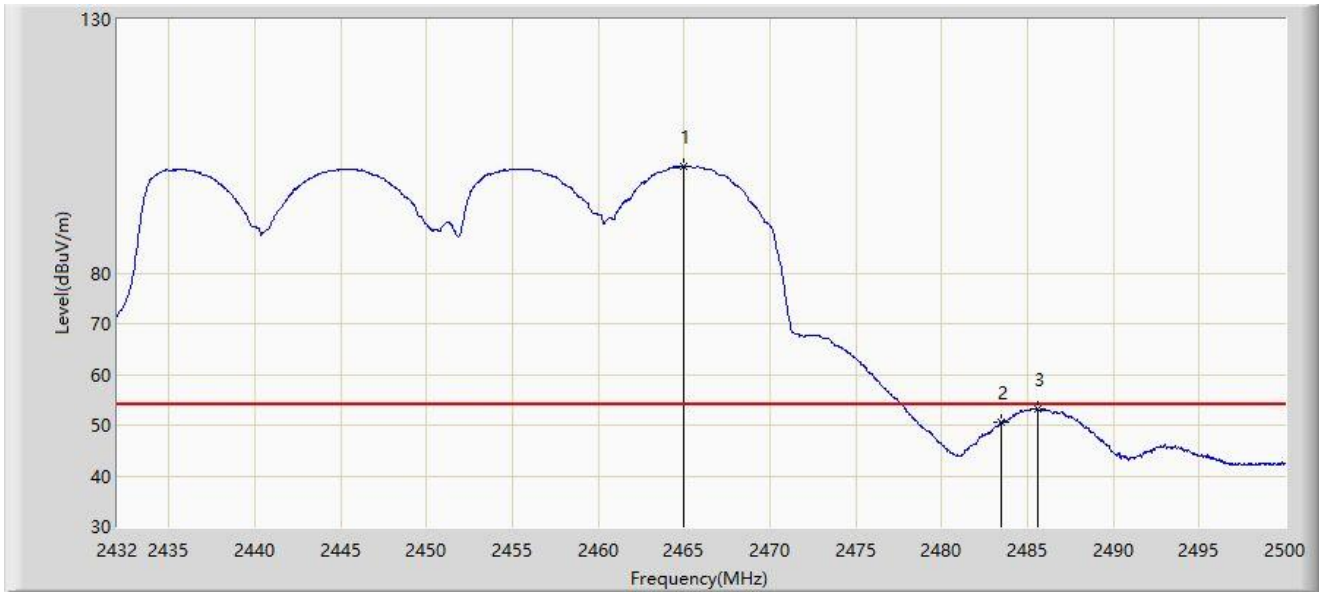
| No | Mark | Frequency (MHz) | Measure Level (dBμV/m) | Reading Level (dBμV) | Margin (dB) | Limit (dBμV/m) | Factor (dB/m) | Type |
|----|------|-----------------|------------------------|----------------------|-------------|----------------|---------------|------|
| 1 | | 2465.626 | 110.051 | 78.559 | N/A | N/A | 31.492 | PK |
| 2 | | 2483.500 | 61.428 | 29.928 | -12.572 | 74.000 | 31.500 | PK |
| 3 | * | 2486.978 | 65.536 | 34.034 | -8.464 | 74.000 | 31.502 | PK |

Note 1: " * ", means this data is the worst emission level.

Note 2: Measure Level (dBμV/m) = Reading Level (dBμV) + Factor (dB/m).

Note 3: Factor (dB/m) = Cable Loss (dB) + Antenna Factor (dB/m).

| | |
|--|-----------------------|
| Site: WZ-AC2 | Test Date: 2023-07-29 |
| Limit: FCC_2.4G_RE(3m) | Engineer: Bob Zhang |
| Probe: BBHA9120D_1457_1-18GHz | Polarity: Horizontal |
| EUT: ACCESS POINT | Power: AC 120V/60Hz |
| Test Mode: Transmit by 802.11n-HT40 at 2452MHz | |



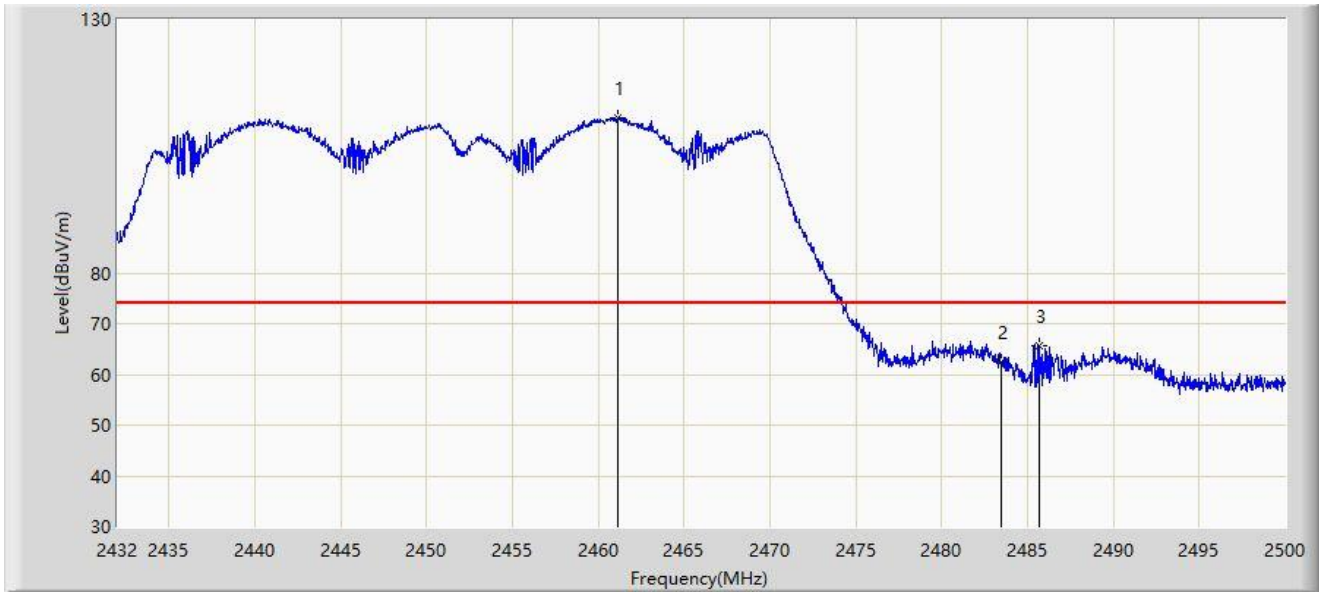
| No | Mark | Frequency (MHz) | Measure Level (dBμV/m) | Reading Level (dBμV) | Margin (dB) | Limit (dBμV/m) | Factor (dB/m) | Type |
|----|------|-----------------|------------------------|----------------------|-------------|----------------|---------------|------|
| 1 | | 2464.946 | 101.014 | 69.523 | N/A | N/A | 31.491 | AV |
| 2 | | 2483.500 | 50.651 | 19.151 | -3.349 | 54.000 | 31.500 | AV |
| 3 | * | 2485.584 | 53.192 | 21.691 | -0.808 | 54.000 | 31.501 | AV |

Note 1: " * ", means this data is the worst emission level.

Note 2: Measure Level (dBμV/m) = Reading Level (dBμV) + Factor (dB/m).

Note 3: Factor (dB/m) = Cable Loss (dB) + Antenna Factor (dB/m).

| | |
|--|-----------------------|
| Site: WZ-AC2 | Test Date: 2023-07-29 |
| Limit: FCC_2.4G_RE(3m) | Engineer: Bob Zhang |
| Probe: BBHA9120D_1457_1-18GHz | Polarity: Vertical |
| EUT: ACCESS POINT | Power: AC 120V/60Hz |
| Test Mode: Transmit by 802.11n-HT40 at 2452MHz | |



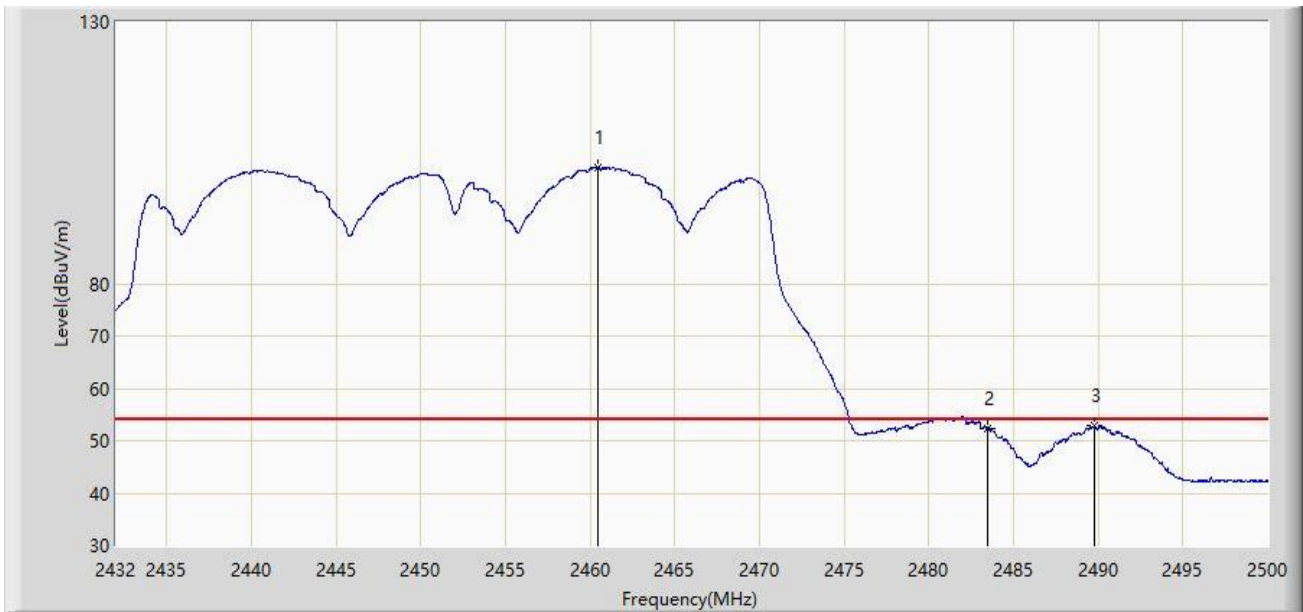
| No | Mark | Frequency (MHz) | Measure Level (dBμV/m) | Reading Level (dBμV) | Margin (dB) | Limit (dBμV/m) | Factor (dB/m) | Type |
|----|------|-----------------|------------------------|----------------------|-------------|----------------|---------------|------|
| 1 | | 2461.104 | 110.654 | 79.168 | N/A | N/A | 31.486 | PK |
| 2 | | 2483.500 | 62.461 | 30.961 | -11.539 | 74.000 | 31.500 | PK |
| 3 | * | 2485.686 | 65.731 | 34.230 | -8.269 | 74.000 | 31.501 | PK |

Note 1: " * ", means this data is the worst emission level.

Note 2: Measure Level (dBμV/m) = Reading Level (dBμV) + Factor (dB/m).

Note 3: Factor (dB/m) = Cable Loss (dB) + Antenna Factor (dB/m).

| | |
|--|-----------------------|
| Site: WZ-AC2 | Test Date: 2023-07-29 |
| Limit: FCC_2.4G_RE(3m) | Engineer: Bob Zhang |
| Probe: BBHA9120D_1457_1-18GHz | Polarity: Vertical |
| EUT: ACCESS POINT | Power: AC 120V/60Hz |
| Test Mode: Transmit by 802.11n-HT40 at 2452MHz | |



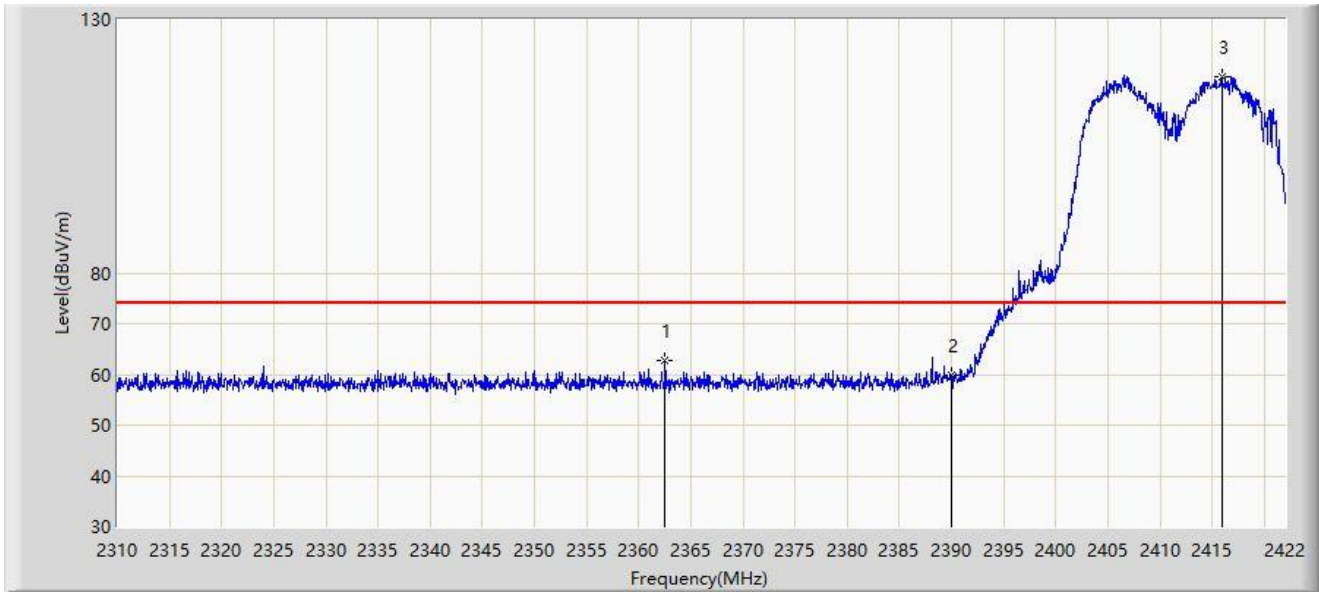
| No | Mark | Frequency (MHz) | Measure Level (dB μ V/m) | Reading Level (dB μ V) | Margin (dB) | Limit (dB μ V/m) | Factor (dB/m) | Type |
|----|------|-----------------|------------------------------|----------------------------|-------------|----------------------|---------------|------|
| 1 | | 2460.458 | 102.212 | 70.726 | N/A | N/A | 31.486 | AV |
| 2 | | 2483.500 | 52.375 | 20.875 | -1.625 | 54.000 | 31.500 | AV |
| 3 | * | 2489.732 | 52.861 | 21.358 | -1.139 | 54.000 | 31.503 | AV |

Note 1: " * ", means this data is the worst emission level.

Note 2: Measure Level (dB μ V/m) = Reading Level (dB μ V) + Factor (dB/m).

Note 3: Factor (dB/m) = Cable Loss (dB) + Antenna Factor (dB/m).

| | |
|---|-----------------------|
| Site: WZ-AC2 | Test Date: 2023-07-29 |
| Limit: FCC_2.4G_RE(3m) | Engineer: Bob Zhang |
| Probe: BBHA9120D_1457_1-18GHz | Polarity: Horizontal |
| EUT: ACCESS POINT | Power: AC 120V/60Hz |
| Test Mode: Transmit by 802.11ax-HE20 at 2412MHz | |



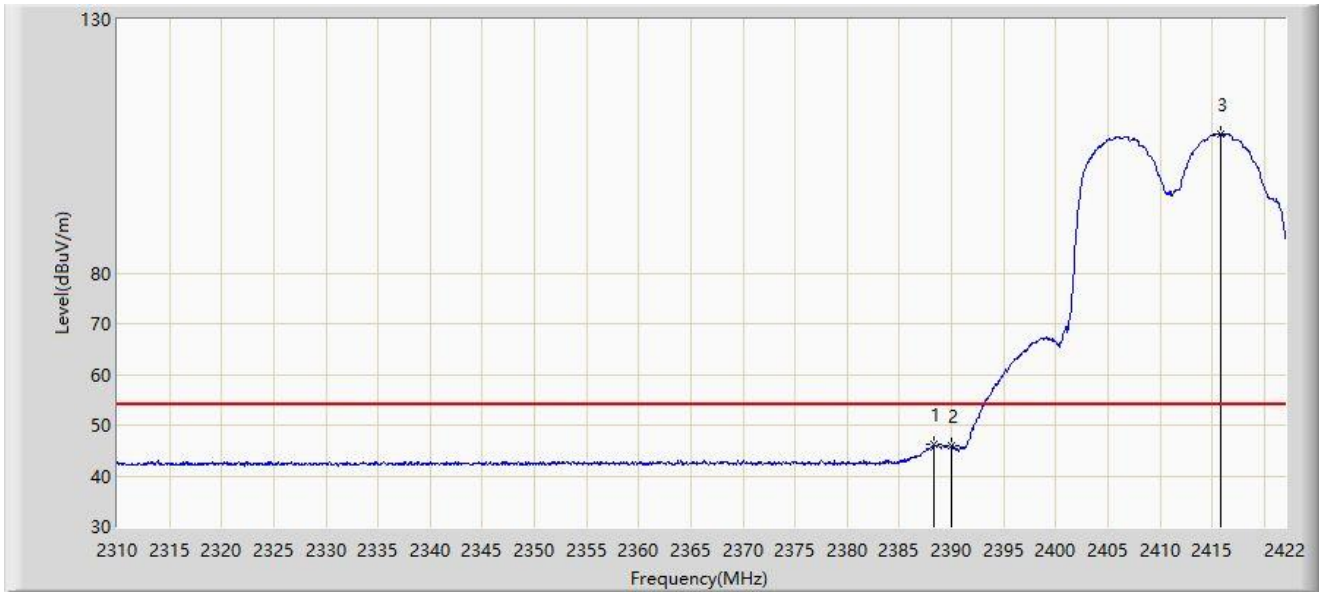
| No | Mark | Frequency (MHz) | Measure Level (dB μ V/m) | Reading Level (dB μ V) | Margin (dB) | Limit (dB μ V/m) | Factor (dB/m) | Type |
|----|------|-----------------|------------------------------|----------------------------|-------------|----------------------|---------------|------|
| 1 | * | 2362.528 | 62.660 | 30.972 | -11.340 | 74.000 | 31.688 | PK |
| 2 | | 2390.000 | 59.715 | 28.100 | -14.285 | 74.000 | 31.615 | PK |
| 3 | | 2415.896 | 118.773 | 87.265 | N/A | N/A | 31.508 | PK |

Note 1: " * ", means this data is the worst emission level.

Note 2: Measure Level (dB μ V/m) = Reading Level (dB μ V) + Factor (dB/m).

Note 3: Factor (dB/m) = Cable Loss (dB) + Antenna Factor (dB/m).

| | |
|---|-----------------------|
| Site: WZ-AC2 | Test Date: 2023-07-29 |
| Limit: FCC_2.4G_RE(3m) | Engineer: Bob Zhang |
| Probe: BBHA9120D_1457_1-18GHz | Polarity: Horizontal |
| EUT: ACCESS POINT | Power: AC 120V/60Hz |
| Test Mode: Transmit by 802.11ax-HE20 at 2412MHz | |



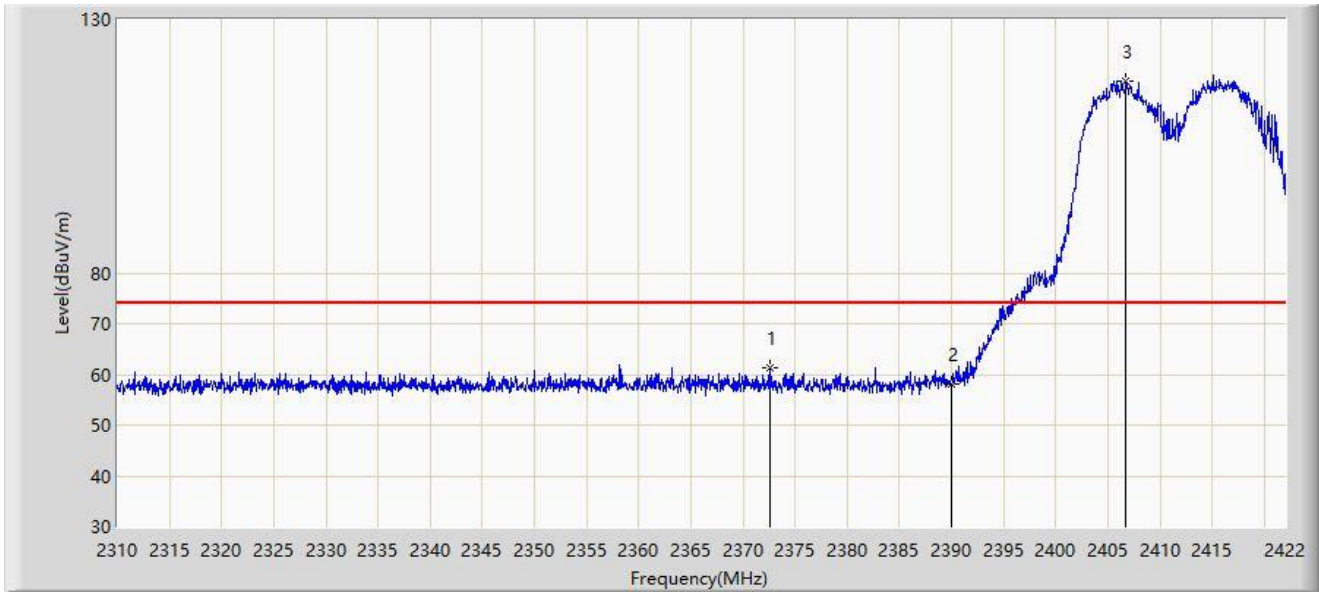
| No | Mark | Frequency (MHz) | Measure Level (dB μ V/m) | Reading Level (dB μ V) | Margin (dB) | Limit (dB μ V/m) | Factor (dB/m) | Type |
|----|------|-----------------|------------------------------|----------------------------|-------------|----------------------|---------------|------|
| 1 | * | 2388.344 | 46.109 | 14.484 | -7.891 | 54.000 | 31.626 | AV |
| 2 | | 2390.000 | 45.817 | 14.202 | -8.183 | 54.000 | 31.615 | AV |
| 3 | | 2415.840 | 107.436 | 75.928 | N/A | N/A | 31.508 | AV |

Note 1: " * ", means this data is the worst emission level.

Note 2: Measure Level (dB μ V/m) = Reading Level (dB μ V) + Factor (dB/m).

Note 3: Factor (dB/m) = Cable Loss (dB) + Antenna Factor (dB/m).

| | |
|---|-----------------------|
| Site: WZ-AC2 | Test Date: 2023-07-29 |
| Limit: FCC_2.4G_RE(3m) | Engineer: Bob Zhang |
| Probe: BBHA9120D_1457_1-18GHz | Polarity: Vertical |
| EUT: ACCESS POINT | Power: AC 120V/60Hz |
| Test Mode: Transmit by 802.11ax-HE20 at 2412MHz | |



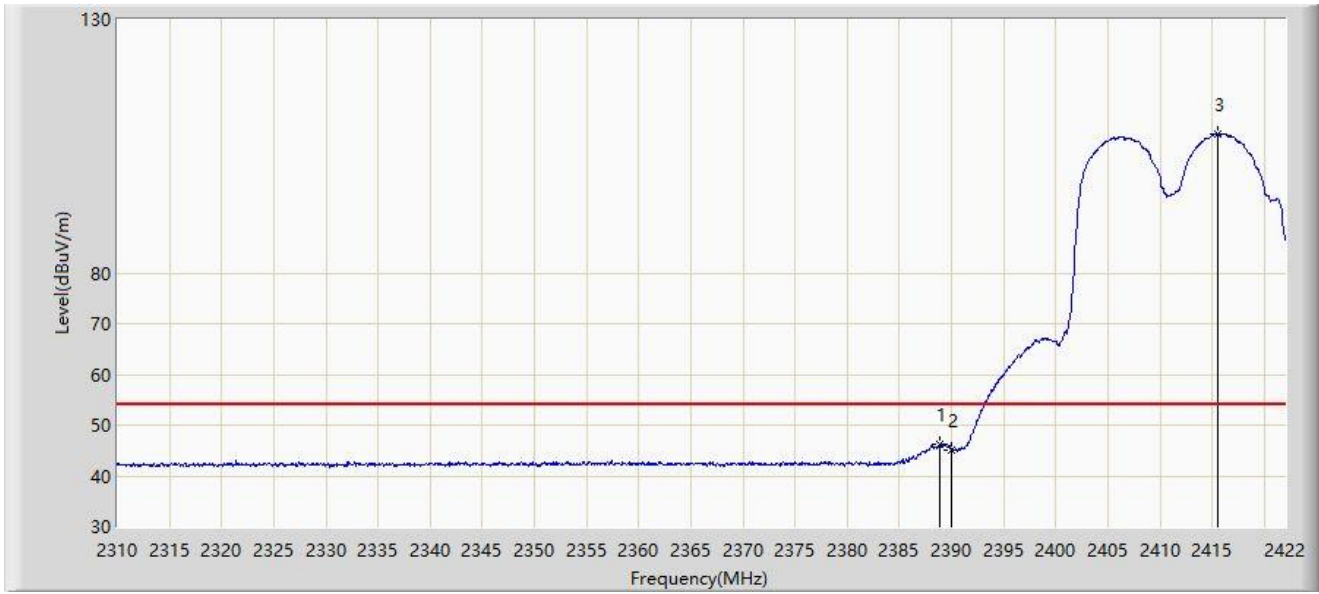
| No | Mark | Frequency (MHz) | Measure Level (dB μ V/m) | Reading Level (dB μ V) | Margin (dB) | Limit (dB μ V/m) | Factor (dB/m) | Type |
|----|------|-----------------|------------------------------|----------------------------|-------------|----------------------|---------------|------|
| 1 | * | 2372.664 | 61.401 | 29.727 | -12.599 | 74.000 | 31.674 | PK |
| 2 | | 2390.000 | 58.122 | 26.507 | -15.878 | 74.000 | 31.615 | PK |
| 3 | | 2406.712 | 117.777 | 86.241 | N/A | N/A | 31.536 | PK |

Note 1: " * ", means this data is the worst emission level.

Note 2: Measure Level (dB μ V/m) = Reading Level (dB μ V) + Factor (dB/m).

Note 3: Factor (dB/m) = Cable Loss (dB) + Antenna Factor (dB/m).

| | |
|---|-----------------------|
| Site: WZ-AC2 | Test Date: 2023-07-29 |
| Limit: FCC_2.4G_RE(3m) | Engineer: Bob Zhang |
| Probe: BBHA9120D_1457_1-18GHz | Polarity: Vertical |
| EUT: ACCESS POINT | Power: AC 120V/60Hz |
| Test Mode: Transmit by 802.11ax-HE20 at 2412MHz | |



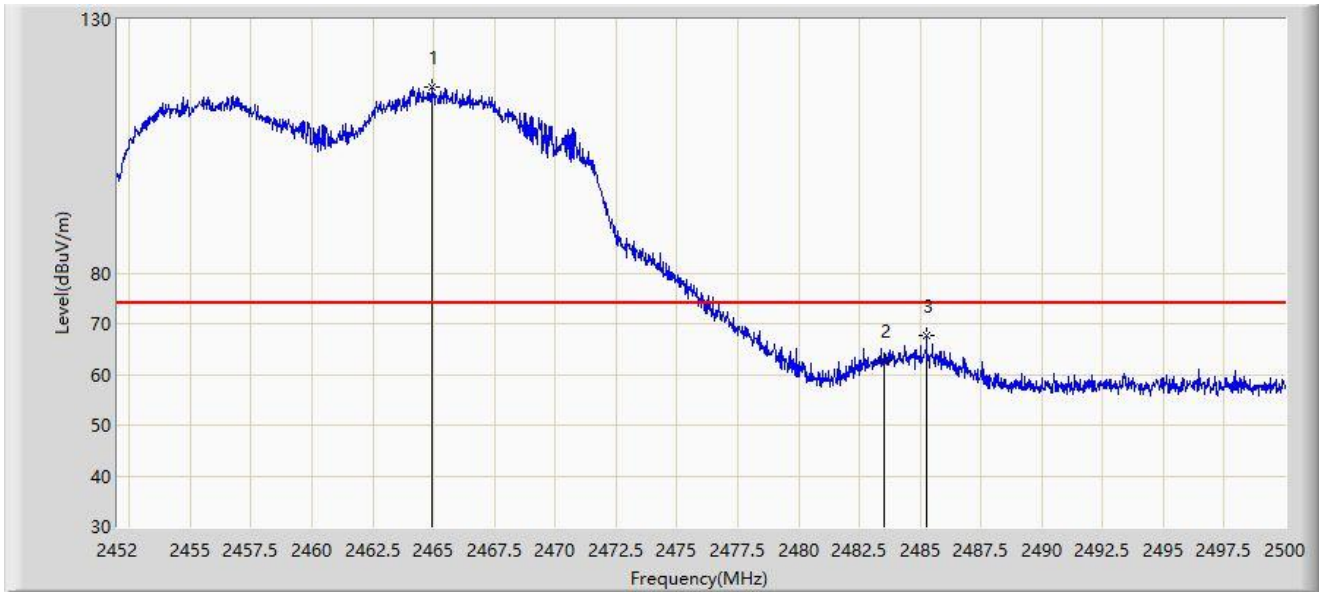
| No | Mark | Frequency (MHz) | Measure Level (dB μ V/m) | Reading Level (dB μ V) | Margin (dB) | Limit (dB μ V/m) | Factor (dB/m) | Type |
|----|------|-----------------|------------------------------|----------------------------|-------------|----------------------|---------------|------|
| 1 | * | 2388.904 | 46.322 | 14.700 | -7.678 | 54.000 | 31.622 | AV |
| 2 | | 2390.000 | 45.195 | 13.580 | -8.805 | 54.000 | 31.615 | AV |
| 3 | | 2415.504 | 107.360 | 75.851 | N/A | N/A | 31.509 | AV |

Note 1: " * ", means this data is the worst emission level.

Note 2: Measure Level (dB μ V/m) = Reading Level (dB μ V) + Factor (dB/m).

Note 3: Factor (dB/m) = Cable Loss (dB) + Antenna Factor (dB/m).

| | |
|---|-----------------------|
| Site: WZ-AC2 | Test Date: 2023-07-29 |
| Limit: FCC_2.4G_RE(3m) | Engineer: Bob Zhang |
| Probe: BBHA9120D_1457_1-18GHz | Polarity: Horizontal |
| EUT: ACCESS POINT | Power: AC 120V/60Hz |
| Test Mode: Transmit by 802.11ax-HE20 at 2462MHz | |



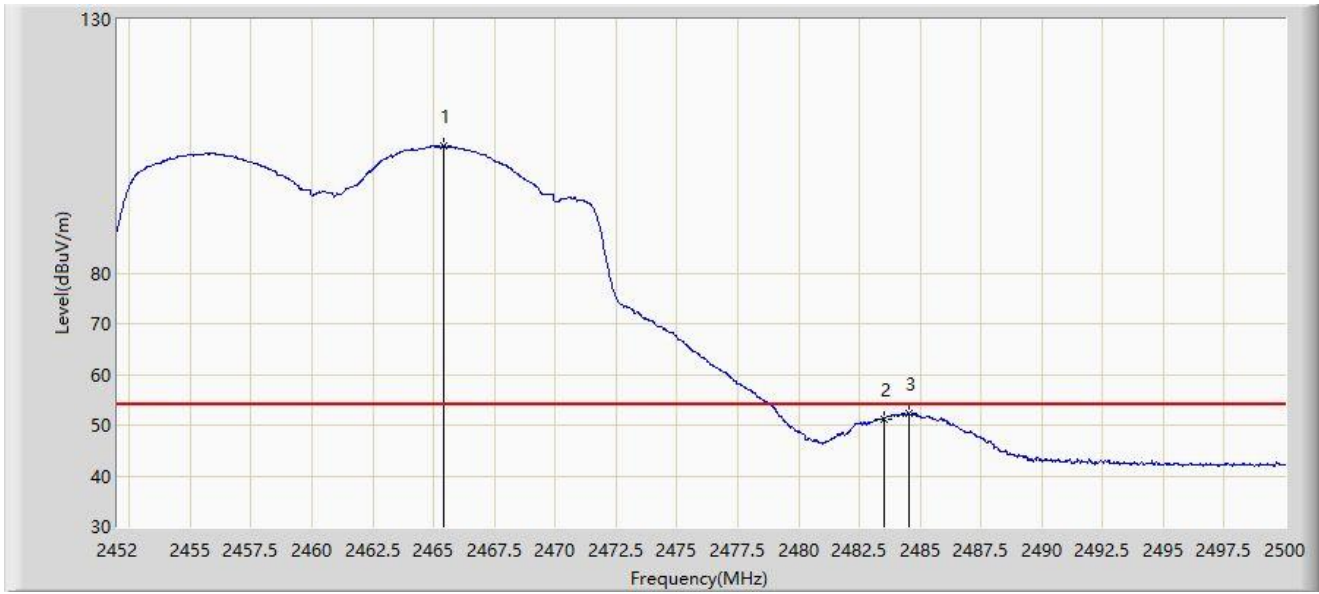
| No | Mark | Frequency (MHz) | Measure Level (dB μ V/m) | Reading Level (dB μ V) | Margin (dB) | Limit (dB μ V/m) | Factor (dB/m) | Type |
|----|------|-----------------|------------------------------|----------------------------|-------------|----------------------|---------------|------|
| 1 | | 2464.960 | 116.634 | 85.143 | N/A | N/A | 31.491 | PK |
| 2 | | 2483.500 | 62.752 | 31.252 | -11.248 | 74.000 | 31.500 | PK |
| 3 | * | 2485.264 | 67.555 | 36.054 | -6.445 | 74.000 | 31.501 | PK |

Note 1: " * ", means this data is the worst emission level.

Note 2: Measure Level (dB μ V/m) = Reading Level (dB μ V) + Factor (dB/m).

Note 3: Factor (dB/m) = Cable Loss (dB) + Antenna Factor (dB/m).

| | |
|---|-----------------------|
| Site: WZ-AC2 | Test Date: 2023-07-29 |
| Limit: FCC_2.4G_RE(3m) | Engineer: Bob Zhang |
| Probe: BBHA9120D_1457_1-18GHz | Polarity: Horizontal |
| EUT: ACCESS POINT | Power: AC 120V/60Hz |
| Test Mode: Transmit by 802.11ax-HE20 at 2462MHz | |



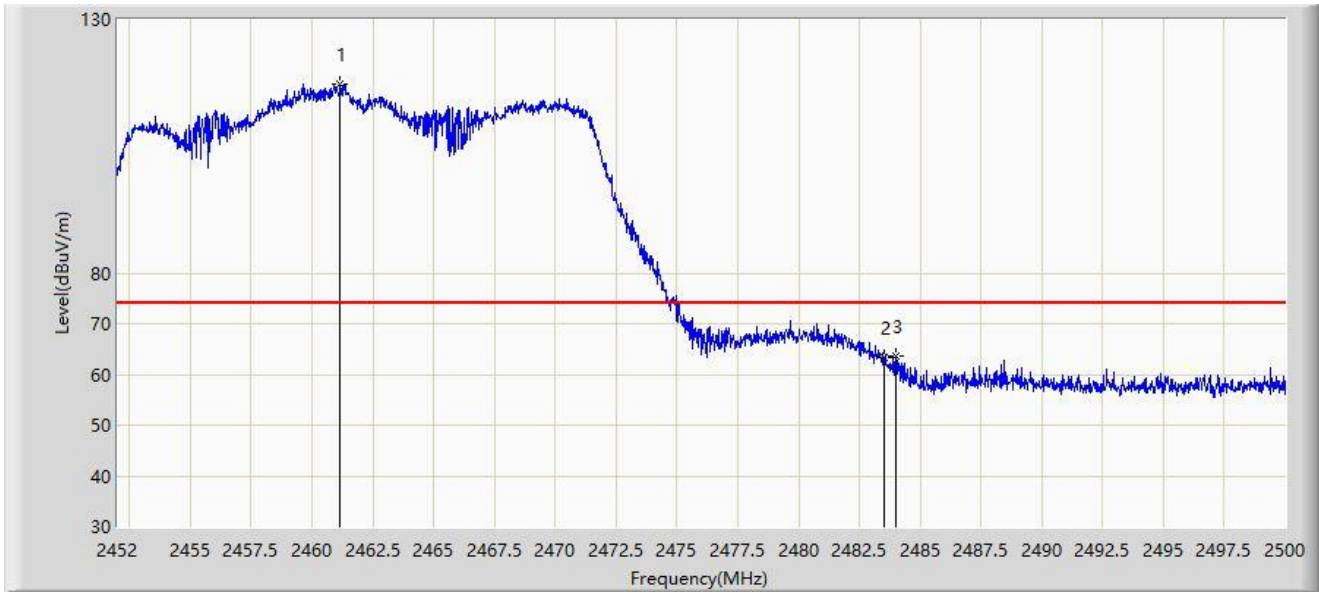
| No | Mark | Frequency (MHz) | Measure Level (dB μ V/m) | Reading Level (dB μ V) | Margin (dB) | Limit (dB μ V/m) | Factor (dB/m) | Type |
|----|------|-----------------|------------------------------|----------------------------|-------------|----------------------|---------------|------|
| 1 | | 2465.416 | 105.018 | 73.527 | N/A | N/A | 31.491 | AV |
| 2 | | 2483.500 | 51.298 | 19.798 | -2.702 | 54.000 | 31.500 | AV |
| 3 | * | 2484.520 | 52.235 | 20.734 | -1.765 | 54.000 | 31.501 | AV |

Note 1: " * ", means this data is the worst emission level.

Note 2: Measure Level (dB μ V/m) = Reading Level (dB μ V) + Factor (dB/m).

Note 3: Factor (dB/m) = Cable Loss (dB) + Antenna Factor (dB/m).

| | |
|---|-----------------------|
| Site: WZ-AC2 | Test Date: 2023-07-29 |
| Limit: FCC_2.4G_RE(3m) | Engineer: Bob Zhang |
| Probe: BBHA9120D_1457_1-18GHz | Polarity: Vertical |
| EUT: ACCESS POINT | Power: AC 120V/60Hz |
| Test Mode: Transmit by 802.11ax-HE20 at 2462MHz | |



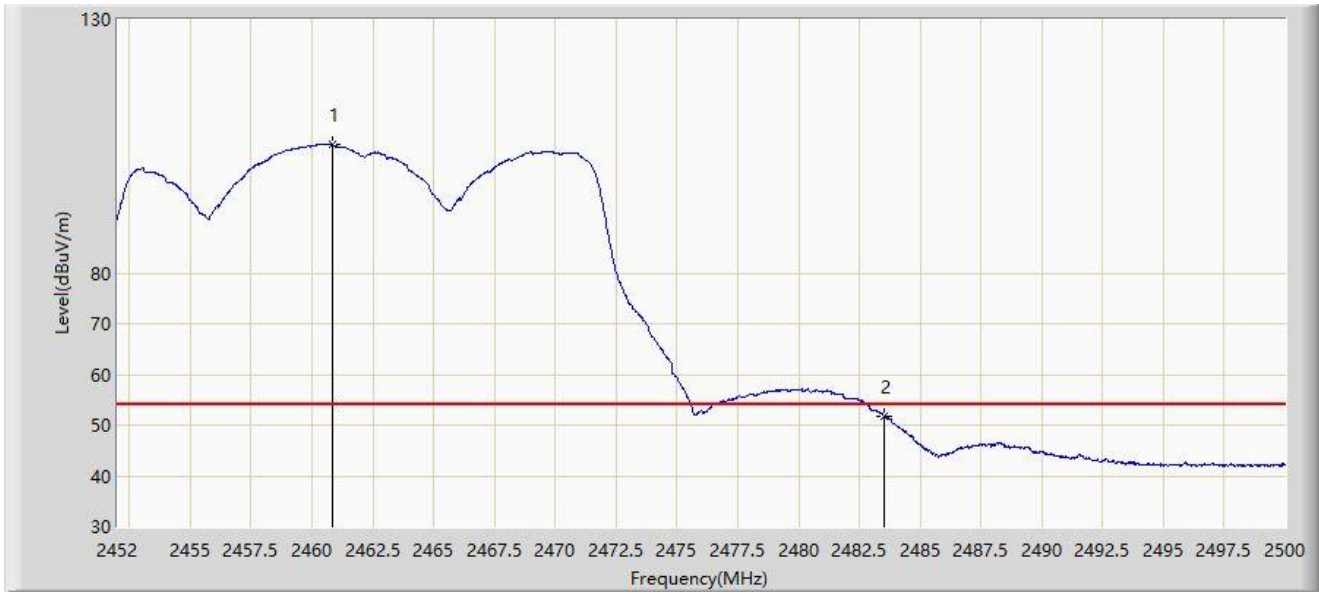
| No | Mark | Frequency (MHz) | Measure Level (dB μ V/m) | Reading Level (dB μ V) | Margin (dB) | Limit (dB μ V/m) | Factor (dB/m) | Type |
|----|------|-----------------|------------------------------|----------------------------|-------------|----------------------|---------------|------|
| 1 | | 2461.144 | 117.252 | 85.766 | N/A | N/A | 31.486 | PK |
| 2 | | 2483.500 | 63.466 | 31.966 | -10.534 | 74.000 | 31.500 | PK |
| 3 | * | 2483.992 | 63.619 | 32.118 | -10.381 | 74.000 | 31.501 | PK |

Note 1: " * ", means this data is the worst emission level.

Note 2: Measure Level (dB μ V/m) = Reading Level (dB μ V) + Factor (dB/m).

Note 3: Factor (dB/m) = Cable Loss (dB) + Antenna Factor (dB/m).

| | |
|---|-----------------------|
| Site: WZ-AC2 | Test Date: 2023-07-29 |
| Limit: FCC_2.4G_RE(3m) | Engineer: Bob Zhang |
| Probe: BBHA9120D_1457_1-18GHz | Polarity: Vertical |
| EUT: ACCESS POINT | Power: AC 120V/60Hz |
| Test Mode: Transmit by 802.11ax-HE20 at 2462MHz | |



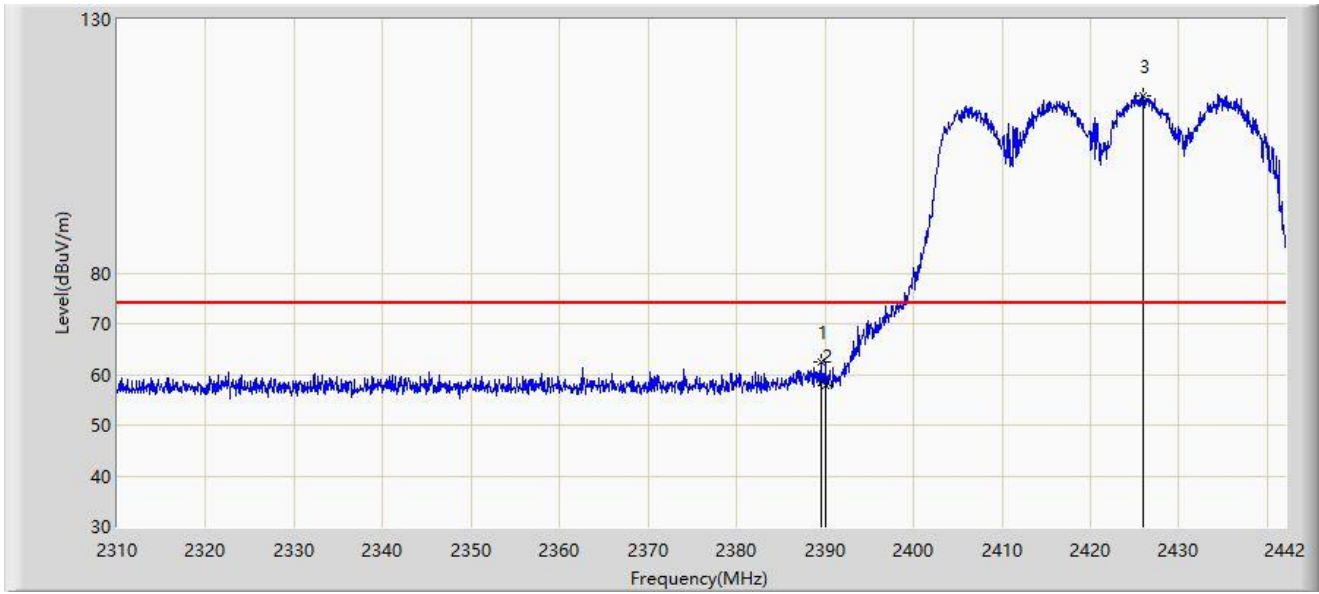
| No | Mark | Frequency (MHz) | Measure Level (dB μ V/m) | Reading Level (dB μ V) | Margin (dB) | Limit (dB μ V/m) | Factor (dB/m) | Type |
|----|------|-----------------|------------------------------|----------------------------|-------------|----------------------|---------------|------|
| 1 | | 2460.856 | 105.341 | 73.855 | N/A | N/A | 31.486 | AV |
| 2 | * | 2483.500 | 51.884 | 20.384 | -2.116 | 54.000 | 31.500 | AV |

Note 1: " * ", means this data is the worst emission level.

Note 2: Measure Level (dB μ V/m) = Reading Level (dB μ V) + Factor (dB/m).

Note 3: Factor (dB/m) = Cable Loss (dB) + Antenna Factor (dB/m).

| | |
|---|-----------------------|
| Site: WZ-AC2 | Test Date: 2023-07-29 |
| Limit: FCC_2.4G_RE(3m) | Engineer: Bob Zhang |
| Probe: BBHA9120D_1457_1-18GHz | Polarity: Horizontal |
| EUT: ACCESS POINT | Power: AC 120V/60Hz |
| Test Mode: Transmit by 802.11ax-HE40 at 2422MHz | |



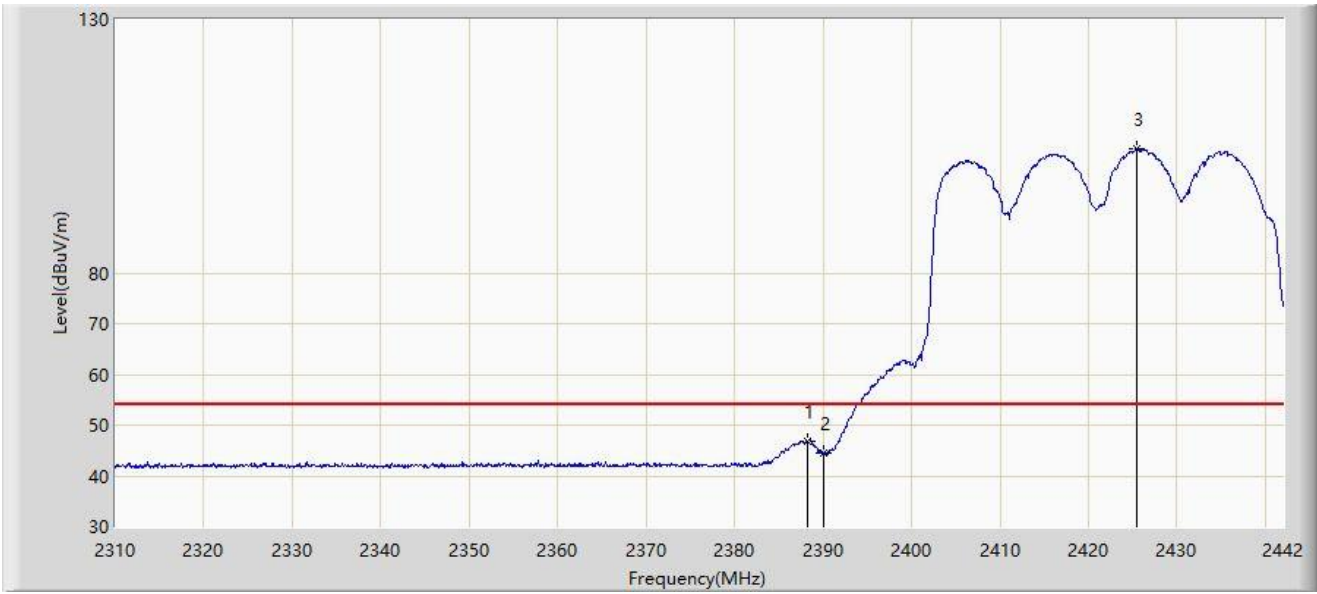
| No | Mark | Frequency (MHz) | Measure Level (dB μ V/m) | Reading Level (dB μ V) | Margin (dB) | Limit (dB μ V/m) | Factor (dB/m) | Type |
|----|------|-----------------|------------------------------|----------------------------|-------------|----------------------|---------------|------|
| 1 | * | 2389.530 | 62.584 | 30.966 | -11.416 | 74.000 | 31.618 | PK |
| 2 | | 2390.000 | 57.923 | 26.308 | -16.077 | 74.000 | 31.615 | PK |
| 3 | | 2425.896 | 114.956 | 83.466 | N/A | N/A | 31.490 | PK |

Note 1: " * ", means this data is the worst emission level.

Note 2: Measure Level (dB μ V/m) = Reading Level (dB μ V) + Factor (dB/m).

Note 3: Factor (dB/m) = Cable Loss (dB) + Antenna Factor (dB/m).

| | |
|---|-----------------------|
| Site: WZ-AC2 | Test Date: 2023-07-29 |
| Limit: FCC_2.4G_RE(3m) | Engineer: Bob Zhang |
| Probe: BBHA9120D_1457_1-18GHz | Polarity: Horizontal |
| EUT: ACCESS POINT | Power: AC 120V/60Hz |
| Test Mode: Transmit by 802.11ax-HE40 at 2422MHz | |



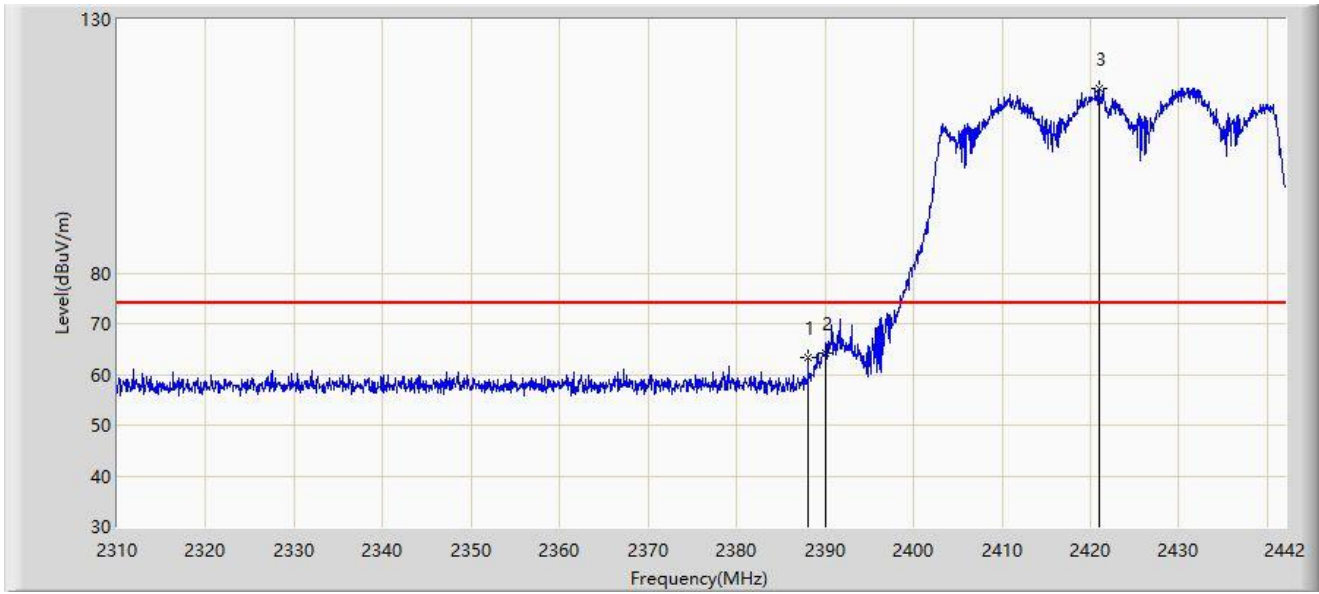
| No | Mark | Frequency (MHz) | Measure Level (dB μ V/m) | Reading Level (dB μ V) | Margin (dB) | Limit (dB μ V/m) | Factor (dB/m) | Type |
|----|------|-----------------|------------------------------|----------------------------|-------------|----------------------|---------------|------|
| 1 | * | 2388.276 | 46.941 | 15.315 | -7.059 | 54.000 | 31.626 | AV |
| 2 | | 2390.000 | 44.570 | 12.955 | -9.430 | 54.000 | 31.615 | AV |
| 3 | | 2425.500 | 104.422 | 72.932 | N/A | N/A | 31.491 | AV |

Note 1: " * ", means this data is the worst emission level.

Note 2: Measure Level (dB μ V/m) = Reading Level (dB μ V) + Factor (dB/m).

Note 3: Factor (dB/m) = Cable Loss (dB) + Antenna Factor (dB/m).

| | |
|---|-----------------------|
| Site: WZ-AC2 | Test Date: 2023-07-29 |
| Limit: FCC_2.4G_RE(3m) | Engineer: Bob Zhang |
| Probe: BBHA9120D_1457_1-18GHz | Polarity: Vertical |
| EUT: ACCESS POINT | Power: AC 120V/60Hz |
| Test Mode: Transmit by 802.11ax-HE40 at 2422MHz | |



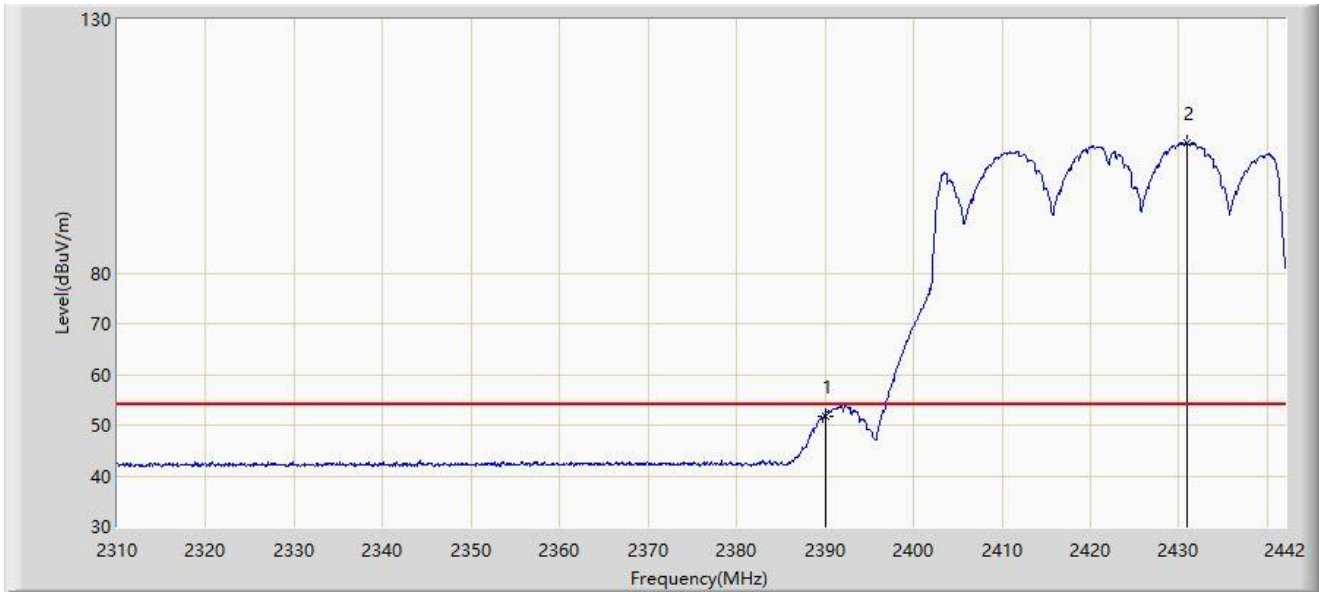
| No | Mark | Frequency (MHz) | Measure Level (dB μ V/m) | Reading Level (dB μ V) | Margin (dB) | Limit (dB μ V/m) | Factor (dB/m) | Type |
|----|------|-----------------|------------------------------|----------------------------|-------------|----------------------|---------------|------|
| 1 | | 2388.078 | 63.415 | 31.788 | -10.585 | 74.000 | 31.627 | PK |
| 2 | * | 2390.000 | 64.120 | 32.505 | -9.880 | 74.000 | 31.615 | PK |
| 3 | | 2420.946 | 116.266 | 84.772 | N/A | N/A | 31.494 | PK |

Note 1: " * ", means this data is the worst emission level.

Note 2: Measure Level (dB μ V/m) = Reading Level (dB μ V) + Factor (dB/m).

Note 3: Factor (dB/m) = Cable Loss (dB) + Antenna Factor (dB/m).

| | |
|---|-----------------------|
| Site: WZ-AC2 | Test Date: 2023-07-29 |
| Limit: FCC_2.4G_RE(3m) | Engineer: Bob Zhang |
| Probe: BBHA9120D_1457_1-18GHz | Polarity: Vertical |
| EUT: ACCESS POINT | Power: AC 120V/60Hz |
| Test Mode: Transmit by 802.11ax-HE40 at 2422MHz | |



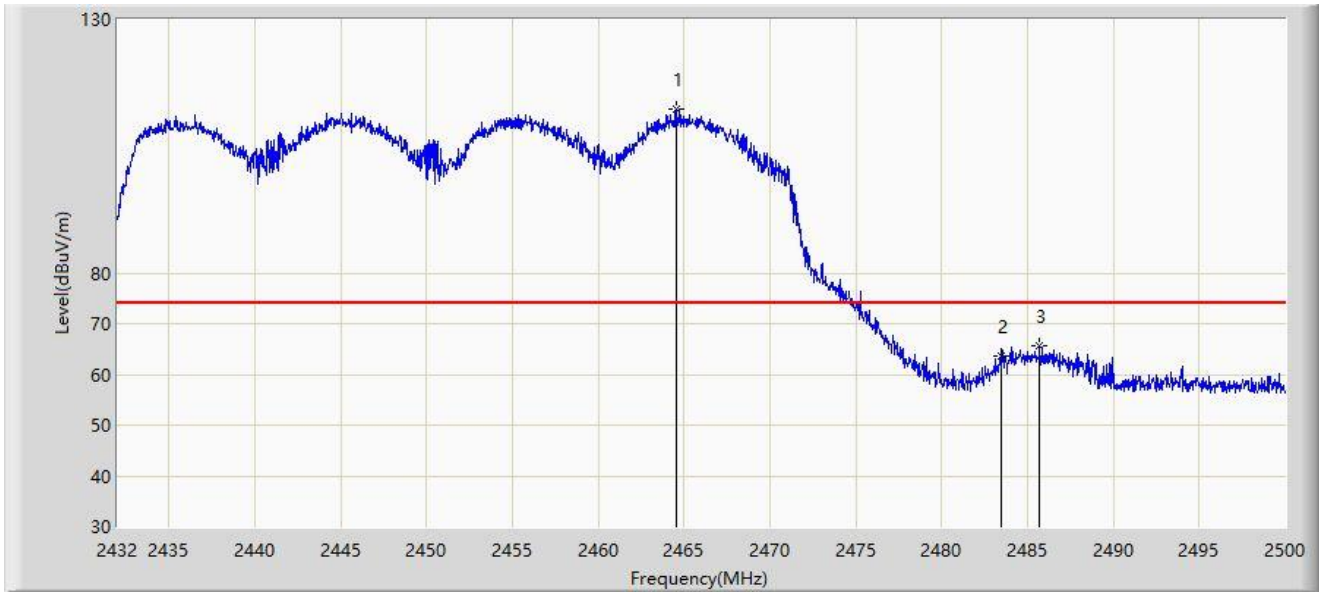
| No | Mark | Frequency (MHz) | Measure Level (dB μ V/m) | Reading Level (dB μ V) | Margin (dB) | Limit (dB μ V/m) | Factor (dB/m) | Type |
|----|------|-----------------|------------------------------|----------------------------|-------------|----------------------|---------------|------|
| 1 | * | 2390.000 | 51.837 | 20.222 | -2.163 | 54.000 | 31.615 | AV |
| 2 | | 2430.846 | 105.584 | 74.095 | N/A | N/A | 31.489 | AV |

Note 1: " * ", means this data is the worst emission level.

Note 2: Measure Level (dB μ V/m) = Reading Level (dB μ V) + Factor (dB/m).

Note 3: Factor (dB/m) = Cable Loss (dB) + Antenna Factor (dB/m).

| | |
|---|-----------------------|
| Site: WZ-AC2 | Test Date: 2023-07-29 |
| Limit: FCC_2.4G_RE(3m) | Engineer: Bob Zhang |
| Probe: BBHA9120D_1457_1-18GHz | Polarity: Horizontal |
| EUT: ACCESS POINT | Power: AC 120V/60Hz |
| Test Mode: Transmit by 802.11ax-HE40 at 2452MHz | |



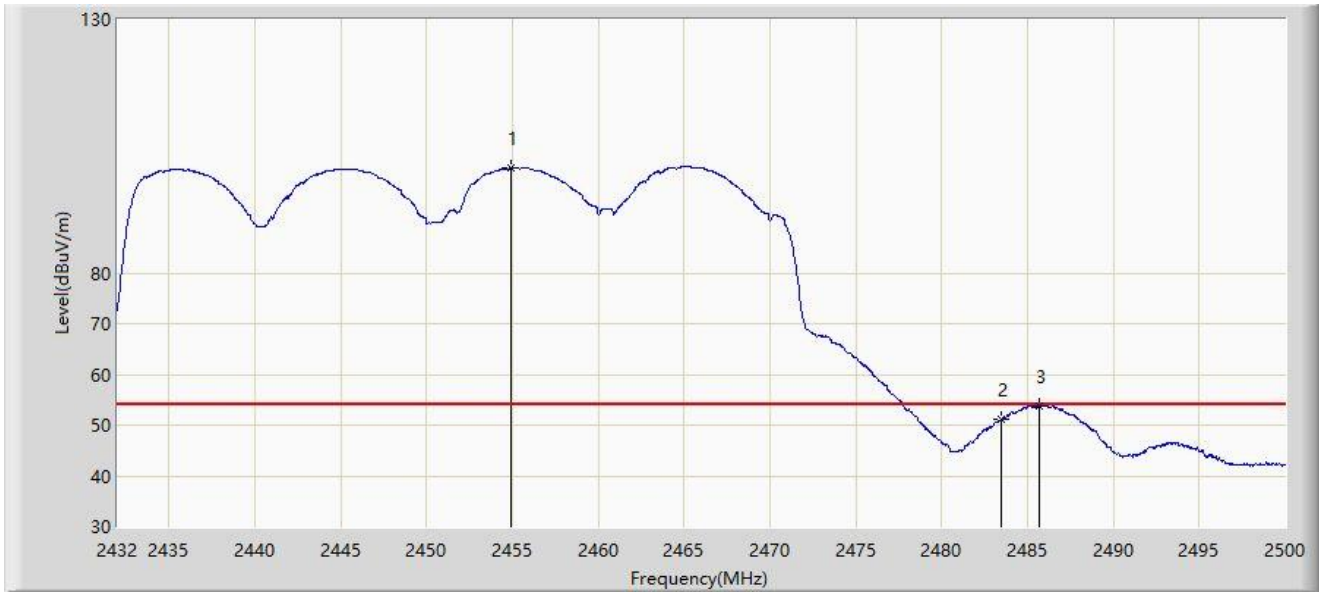
| No | Mark | Frequency (MHz) | Measure Level (dBμV/m) | Reading Level (dBμV) | Margin (dB) | Limit (dBμV/m) | Factor (dB/m) | Type |
|----|------|-----------------|------------------------|----------------------|-------------|----------------|---------------|------|
| 1 | | 2464.538 | 112.230 | 80.740 | N/A | N/A | 31.491 | PK |
| 2 | | 2483.500 | 63.600 | 32.100 | -10.400 | 74.000 | 31.500 | PK |
| 3 | * | 2485.686 | 65.643 | 34.142 | -8.357 | 74.000 | 31.501 | PK |

Note 1: " * ", means this data is the worst emission level.

Note 2: Measure Level (dBμV/m) = Reading Level (dBμV) + Factor (dB/m).

Note 3: Factor (dB/m) = Cable Loss (dB) + Antenna Factor (dB/m).

| | |
|---|-----------------------|
| Site: WZ-AC2 | Test Date: 2023-07-29 |
| Limit: FCC_2.4G_RE(3m) | Engineer: Bob Zhang |
| Probe: BBHA9120D_1457_1-18GHz | Polarity: Horizontal |
| EUT: ACCESS POINT | Power: AC 120V/60Hz |
| Test Mode: Transmit by 802.11ax-HE40 at 2452MHz | |



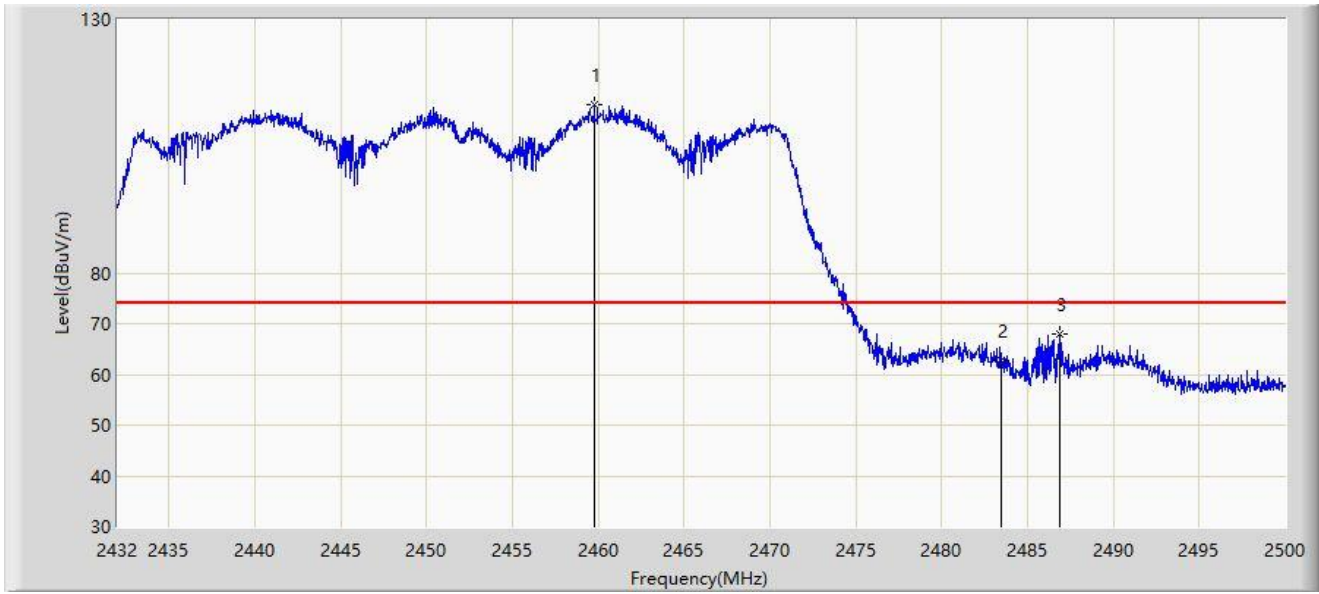
| No | Mark | Frequency (MHz) | Measure Level (dB μ V/m) | Reading Level (dB μ V) | Margin (dB) | Limit (dB μ V/m) | Factor (dB/m) | Type |
|----|------|-----------------|------------------------------|----------------------------|-------------|----------------------|---------------|------|
| 1 | | 2454.916 | 100.676 | 69.194 | N/A | N/A | 31.482 | AV |
| 2 | | 2483.500 | 51.020 | 19.520 | -2.980 | 54.000 | 31.500 | AV |
| 3 | * | 2485.686 | 53.793 | 22.292 | -0.207 | 54.000 | 31.501 | AV |

Note 1: " * ", means this data is the worst emission level.

Note 2: Measure Level (dB μ V/m) = Reading Level (dB μ V) + Factor (dB/m).

Note 3: Factor (dB/m) = Cable Loss (dB) + Antenna Factor (dB/m).

| | |
|---|-----------------------|
| Site: WZ-AC2 | Test Date: 2023-07-29 |
| Limit: FCC_2.4G_RE(3m) | Engineer: Bob Zhang |
| Probe: BBHA9120D_1457_1-18GHz | Polarity: Vertical |
| EUT: ACCESS POINT | Power: AC 120V/60Hz |
| Test Mode: Transmit by 802.11ax-HE40 at 2452MHz | |



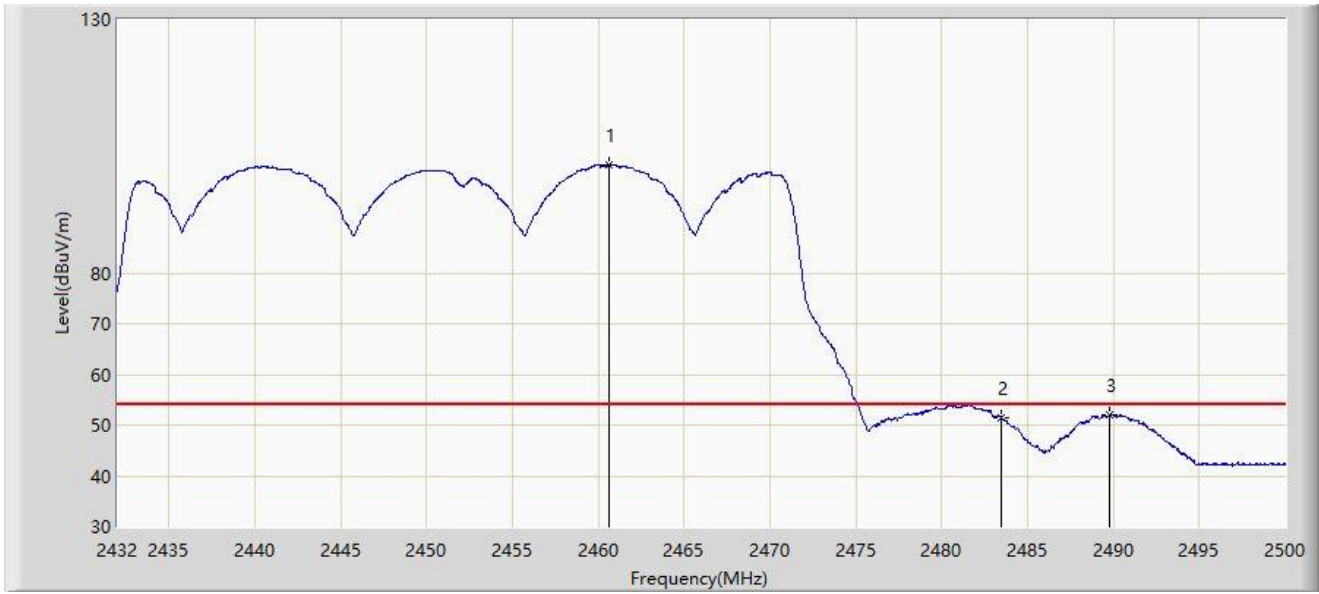
| No | Mark | Frequency (MHz) | Measure Level (dBμV/m) | Reading Level (dBμV) | Margin (dB) | Limit (dBμV/m) | Factor (dB/m) | Type |
|----|------|-----------------|------------------------|----------------------|-------------|----------------|---------------|------|
| 1 | | 2459.778 | 113.055 | 81.570 | N/A | N/A | 31.485 | PK |
| 2 | | 2483.500 | 62.881 | 31.381 | -11.119 | 74.000 | 31.500 | PK |
| 3 | * | 2486.842 | 68.013 | 36.511 | -5.987 | 74.000 | 31.502 | PK |

Note 1: " * ", means this data is the worst emission level.

Note 2: Measure Level (dBμV/m) = Reading Level (dBμV) + Factor (dB/m).

Note 3: Factor (dB/m) = Cable Loss (dB) + Antenna Factor (dB/m).

| | |
|---|-----------------------|
| Site: WZ-AC2 | Test Date: 2023-07-29 |
| Limit: FCC_2.4G_RE(3m) | Engineer: Bob Zhang |
| Probe: BBHA9120D_1457_1-18GHz | Polarity: Vertical |
| EUT: ACCESS POINT | Power: AC 120V/60Hz |
| Test Mode: Transmit by 802.11ax-HE40 at 2452MHz | |



| No | Mark | Frequency (MHz) | Measure Level (dB μ V/m) | Reading Level (dB μ V) | Margin (dB) | Limit (dB μ V/m) | Factor (dB/m) | Type |
|----|------|-----------------|------------------------------|----------------------------|-------------|----------------------|---------------|------|
| 1 | | 2460.628 | 101.384 | 69.898 | N/A | N/A | 31.486 | AV |
| 2 | | 2483.500 | 51.484 | 19.984 | -2.516 | 54.000 | 31.500 | AV |
| 3 | * | 2489.732 | 52.067 | 20.564 | -1.933 | 54.000 | 31.503 | AV |

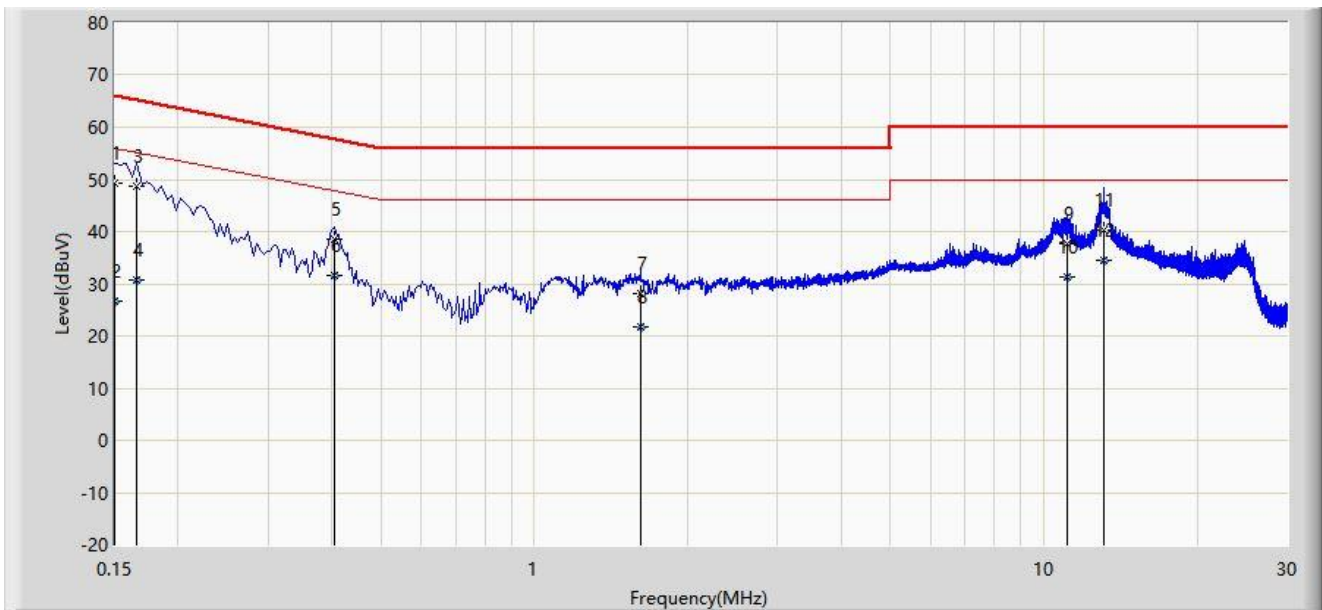
Note 1: " * ", means this data is the worst emission level.

Note 2: Measure Level (dB μ V/m) = Reading Level (dB μ V) + Factor (dB/m).

Note 3: Factor (dB/m) = Cable Loss (dB) + Antenna Factor (dB/m).

A.8 AC Conducted Emissions Test Result

| | |
|---|-----------------------|
| Site: WZ-SR2 | Test Date: 2023-08-24 |
| Limit: FCC_Part15.207_CE_AC Power | Engineer: Linda Wei |
| Probe: ENV216_101683_Filter Off_C | Polarity: Line |
| EUT: ACCESS POINT | Power: AC 120V/60Hz |
| Test Mode: Transmit by 802.11b at 2412MHz | |



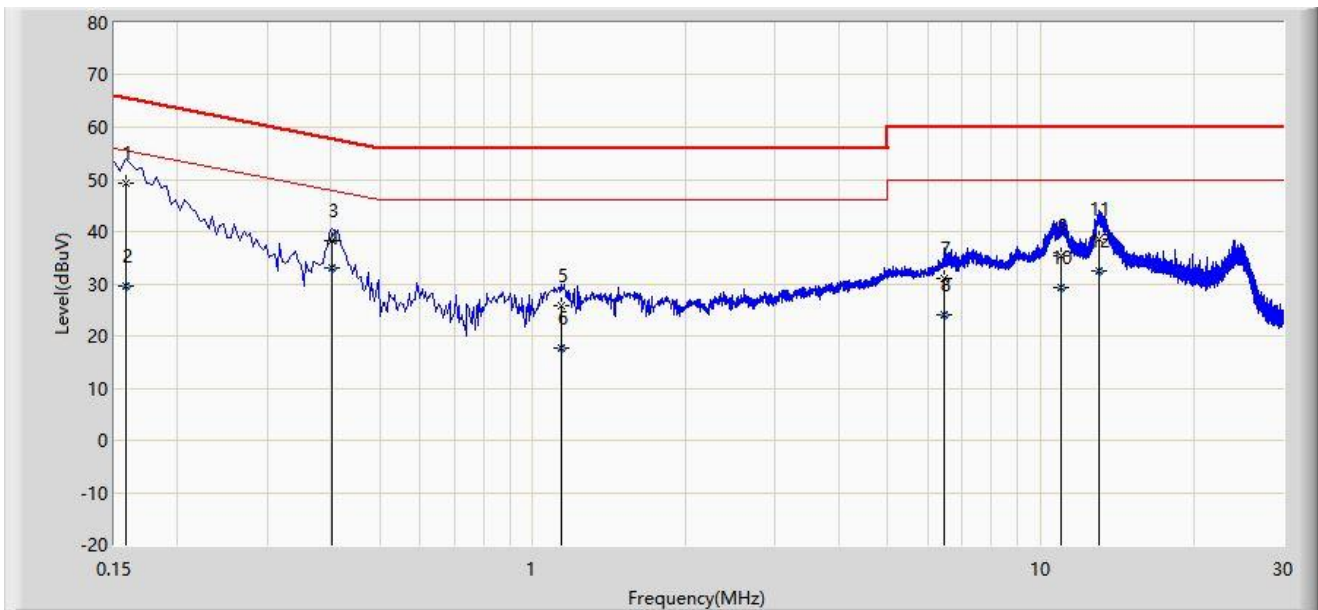
| No | Mark | Frequency (MHz) | Measure Level (dBμV) | Reading Level (dBμV) | Margin (dB) | Limit (dBμV) | Factor (dB) | Type |
|----|------|-----------------|----------------------|----------------------|-------------|--------------|-------------|------|
| 1 | | 0.150 | 49.224 | 39.509 | -16.776 | 66.000 | 9.715 | QP |
| 2 | | 0.150 | 26.765 | 17.049 | -29.235 | 56.000 | 9.715 | AV |
| 3 | | 0.166 | 48.706 | 38.989 | -16.452 | 65.158 | 9.718 | QP |
| 4 | | 0.166 | 30.633 | 20.915 | -24.525 | 55.158 | 9.718 | AV |
| 5 | | 0.406 | 38.428 | 28.629 | -19.302 | 57.730 | 9.798 | QP |
| 6 | | 0.406 | 31.462 | 21.664 | -16.268 | 47.730 | 9.798 | AV |
| 7 | | 1.614 | 28.054 | 17.964 | -27.946 | 56.000 | 10.091 | QP |
| 8 | | 1.614 | 21.698 | 11.608 | -24.302 | 46.000 | 10.091 | AV |
| 9 | | 11.106 | 37.576 | 27.278 | -22.424 | 60.000 | 10.298 | QP |
| 10 | | 11.106 | 31.360 | 21.062 | -18.640 | 50.000 | 10.298 | AV |
| 11 | | 13.082 | 40.395 | 30.101 | -19.605 | 60.000 | 10.294 | QP |
| 12 | * | 13.082 | 34.441 | 24.147 | -15.559 | 50.000 | 10.294 | AV |

Note 1: " * ", means this data is the worst emission level.

Note 2: Measure Level (dBμV) = Reading Level (dBμV) + Factor (dB).

Note 3: Factor (dB) = Cable Loss (dB) + LISN Factor (dB).

| | |
|---|-----------------------|
| Site: WZ-SR2 | Test Date: 2023-08-24 |
| Limit: FCC_Part15.207_CE_AC Power | Engineer: Linda Wei |
| Probe: ENV216_101683_Filter Off_C | Polarity: Neutral |
| EUT: ACCESS POINT | Power: AC 120V/60Hz |
| Test Mode: Transmit by 802.11b at 2412MHz | |



| No | Mark | Frequency (MHz) | Measure Level (dBμV) | Reading Level (dBμV) | Margin (dB) | Limit (dBμV) | Factor (dB) | Type |
|----|------|-----------------|----------------------|----------------------|-------------|--------------|-------------|------|
| 1 | | 0.158 | 49.153 | 39.447 | -16.416 | 65.568 | 9.706 | QP |
| 2 | | 0.158 | 29.542 | 19.836 | -26.027 | 55.568 | 9.706 | AV |
| 3 | | 0.402 | 38.134 | 28.348 | -19.678 | 57.812 | 9.786 | QP |
| 4 | * | 0.402 | 32.969 | 23.182 | -14.843 | 47.812 | 9.786 | AV |
| 5 | | 1.138 | 25.701 | 15.630 | -30.299 | 56.000 | 10.072 | QP |
| 6 | | 1.138 | 17.559 | 7.488 | -28.441 | 46.000 | 10.072 | AV |
| 7 | | 6.470 | 31.013 | 20.817 | -28.987 | 60.000 | 10.195 | QP |
| 8 | | 6.470 | 24.157 | 13.962 | -25.843 | 50.000 | 10.195 | AV |
| 9 | | 10.934 | 35.351 | 25.063 | -24.649 | 60.000 | 10.288 | QP |
| 10 | | 10.934 | 29.186 | 18.898 | -20.814 | 50.000 | 10.288 | AV |
| 11 | | 12.982 | 38.642 | 28.358 | -21.358 | 60.000 | 10.284 | QP |
| 12 | | 12.982 | 32.605 | 22.321 | -17.395 | 50.000 | 10.284 | AV |

Note 1: " * ", means this data is the worst emission level.

Note 2: Measure Level (dBμV) = Reading Level (dBμV) + Factor (dB).

Note 3: Factor (dB) = Cable Loss (dB) + LISN Factor (dB).

Appendix B - Test Setup Photograph

Refer to "2306RSU040-UT" file.

Appendix C - EUT Photograph

Refer to "2306RSU040-UE" file.

_____ The End _____