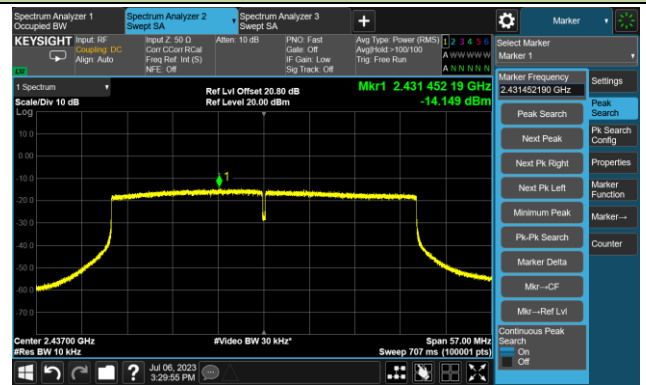


802.11ax-HE40 - AVPSD – Ant 1

Channel 03 (2422MHz)



Channel 06 (2437MHz)



Channel 09 (2452MHz)



**A.5 Conducted Band Edge and Out-of-Band Emissions Test Result**

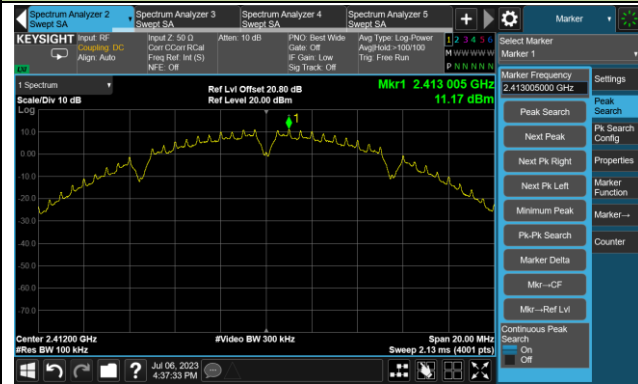
Test Site	WZ-SR5	Test Engineer	Lynn Yang
Test Date	2023-07-06 ~ 2023-09-05	Filter Configuration	Filter 1#

Test Mode	Data Rate / MCS	Channel No.	Frequency (MHz)	Limit
11b	1Mbps	01	2412	30dBc
11b	1Mbps	06	2437	30dBc
11b	1Mbps	11	2462	30dBc
11g	6Mbps	01	2412	30dBc
11g	6Mbps	06	2437	30dBc
11g	6Mbps	11	2462	30dBc
11n-HT20	MCS0	01	2412	30dBc
11n-HT20	MCS0	06	2437	30dBc
11n-HT20	MCS0	11	2462	30dBc
11n-HT40	MCS0	03	2422	30dBc
11n-HT40	MCS0	06	2437	30dBc
11n-HT40	MCS0	09	2452	30dBc
11ax-HE20	MCS0	01	2412	30dBc
11ax-HE20	MCS0	06	2437	30dBc
11ax-HE20	MCS0	11	2462	30dBc
11ax-HE40	MCS0	03	2422	30dBc
11ax-HE40	MCS0	06	2437	30dBc
11ax-HE40	MCS0	09	2452	30dBc

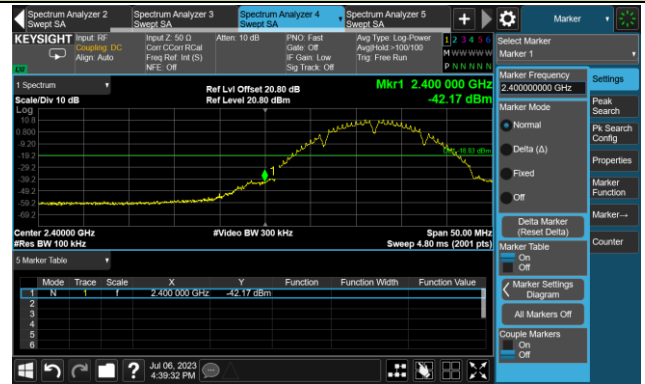
### 802.11b Out-of-Band Emissions – Ant 0

#### Channel 01 (2412MHz)

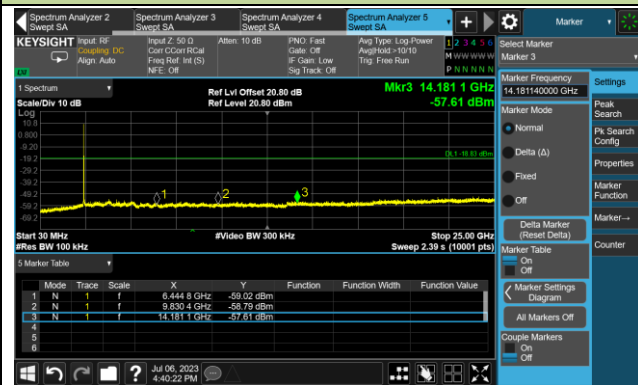
##### 100kHz PSD Reference Level



##### Low Band Edge



##### Spurious Emission

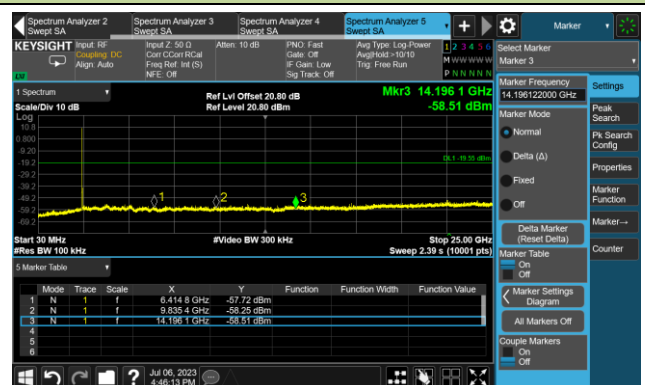


#### Channel 06 (2437MHz)

##### 100kHz PSD Reference Level



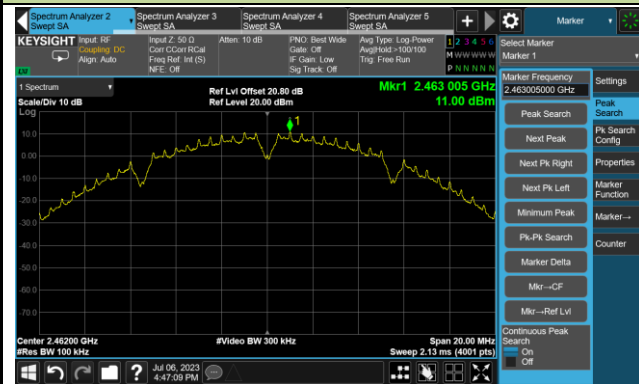
##### Spurious Emission



### 802.11b Out-of-Band Emissions – Ant 0

#### Channel 11 (2462MHz)

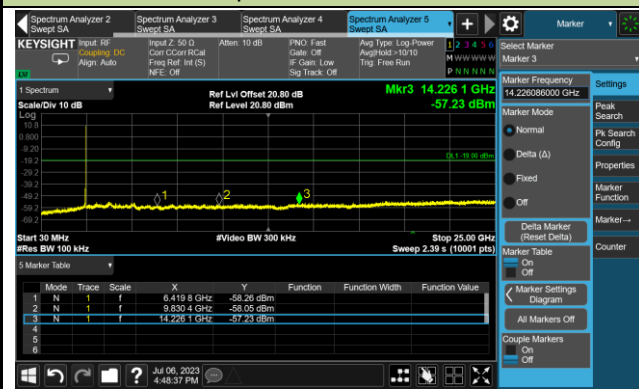
#### 100kHz PSD Reference Level



#### High Band Edge



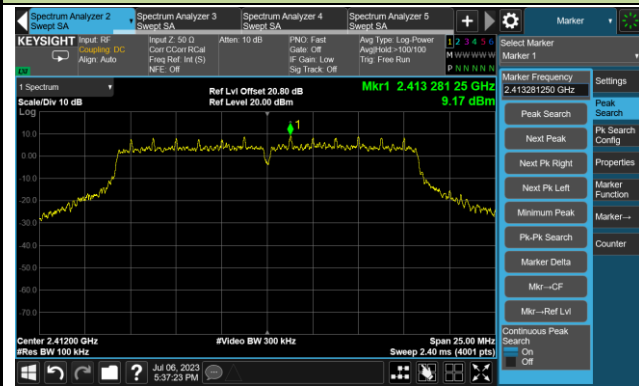
#### Spurious Emission



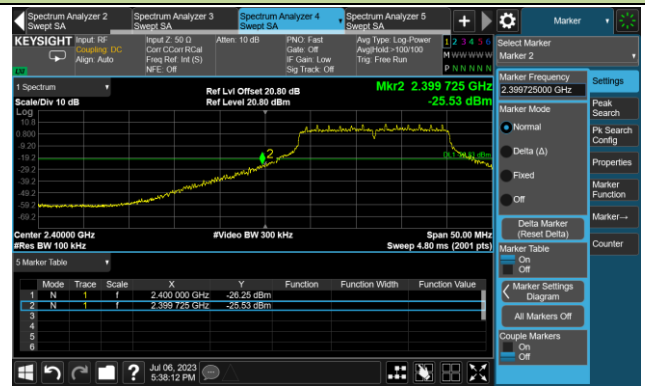
### 802.11g Out-of-Band Emissions – Ant 0

#### Channel 01 (2412MHz)

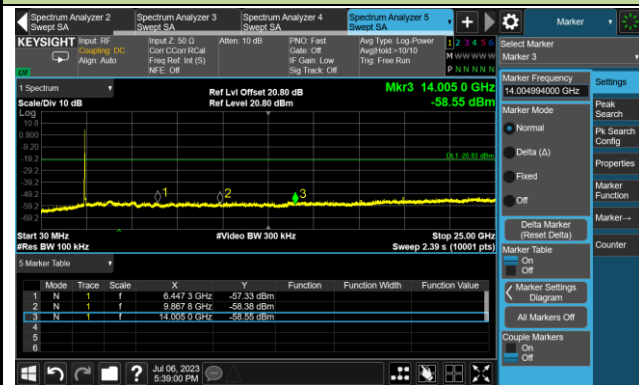
##### 100kHz PSD Reference Level



##### Low Band Edge



##### Spurious Emission

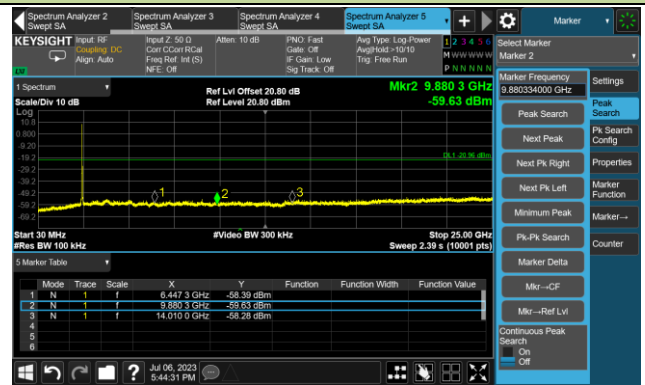


#### Channel 06 (2437MHz)

##### 100kHz PSD Reference Level



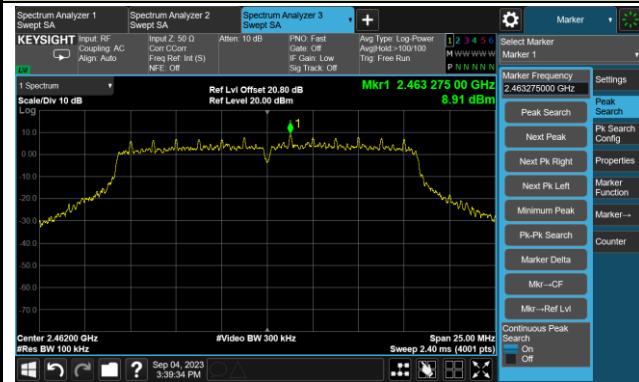
##### Spurious Emission



### 802.11g Out-of-Band Emissions – Ant 0

#### Channel 11 (2462MHz)

##### 100kHz PSD Reference Level



##### High Band Edge



##### Spurious Emission



802.11n-HT20 Out-of-Band Emissions – Ant 0

Channel 01 (2412MHz)

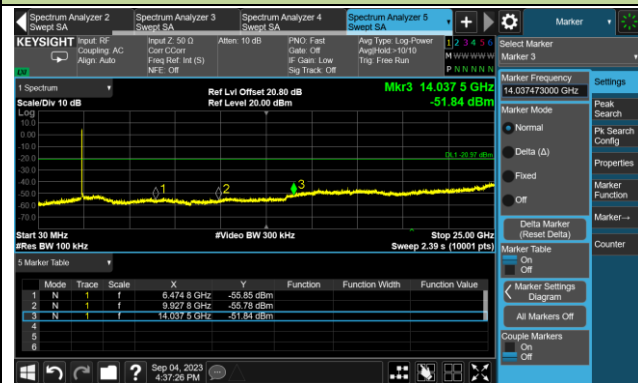
100kHz PSD Reference Level



Low Band Edge

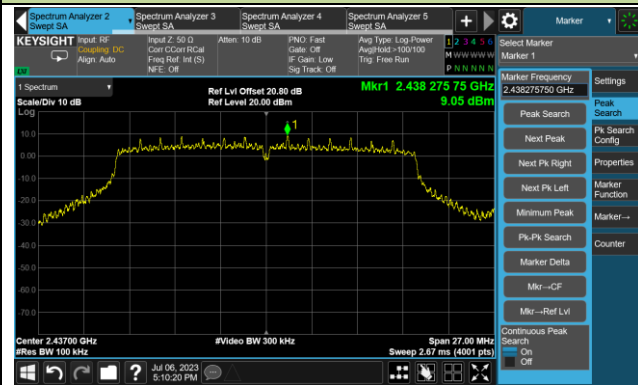


Spurious Emission



Channel 06 (2437MHz)

100kHz PSD Reference Level



Spurious Emission



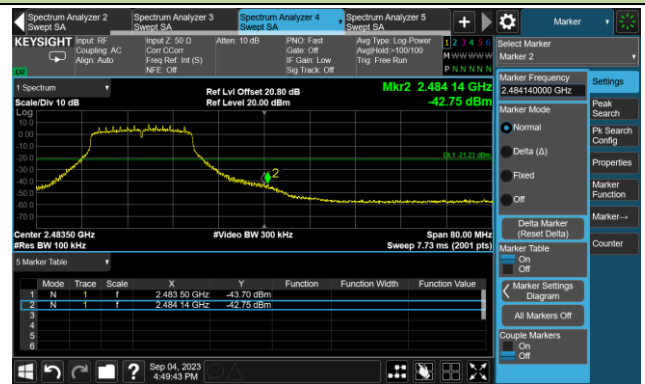
802.11n-HT20 Out-of-Band Emissions – Ant 0

Channel 11 (2462MHz)

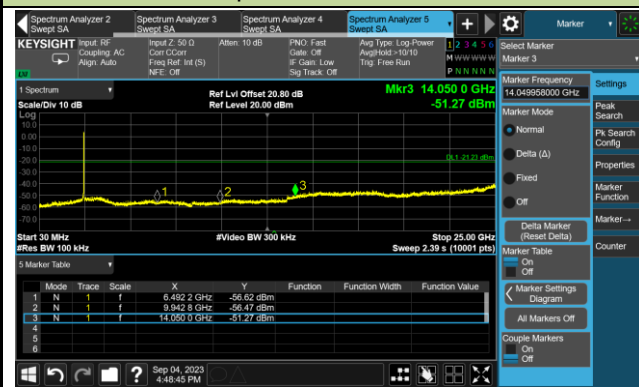
100kHz PSD Reference Level



High Band Edge



Spurious Emission





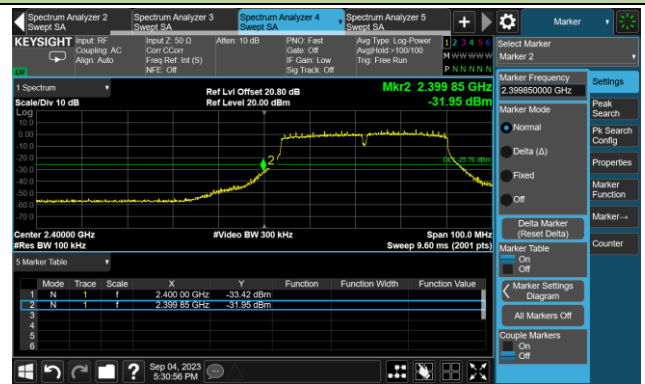
### 802.11n-HT40 Out-of-Band Emissions – Ant 0

#### Channel 03 (2422MHz)

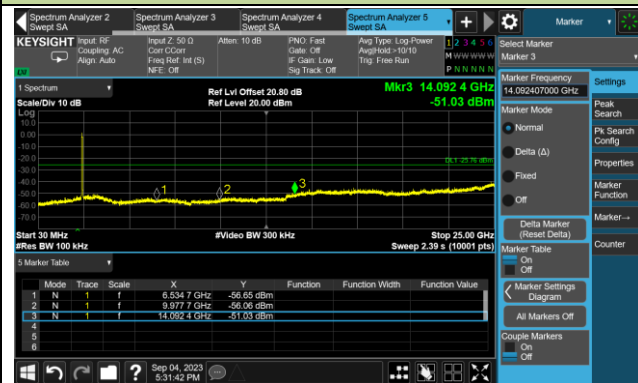
##### 100kHz PSD Reference Level



##### Low Band Edge



##### Spurious Emission



#### Channel 06 (2437MHz)

##### 100kHz PSD Reference Level



##### Spurious Emission



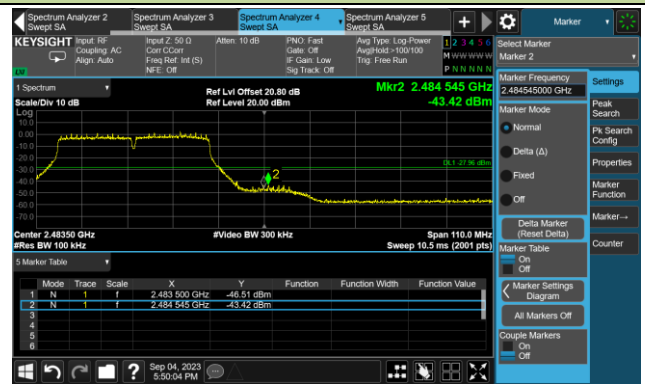
802.11n-HT40 Out-of-Band Emissions – Ant 0

Channel 09 (2452MHz)

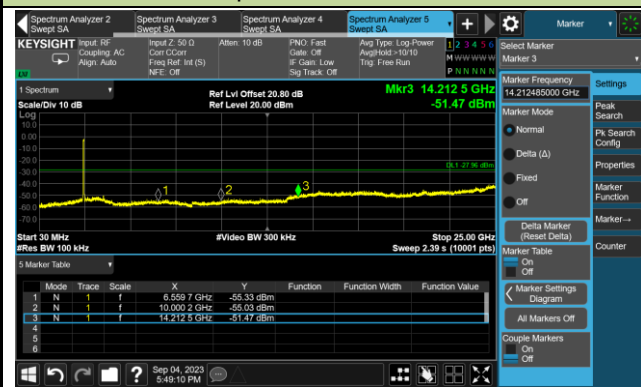
100kHz PSD Reference Level



High Band Edge



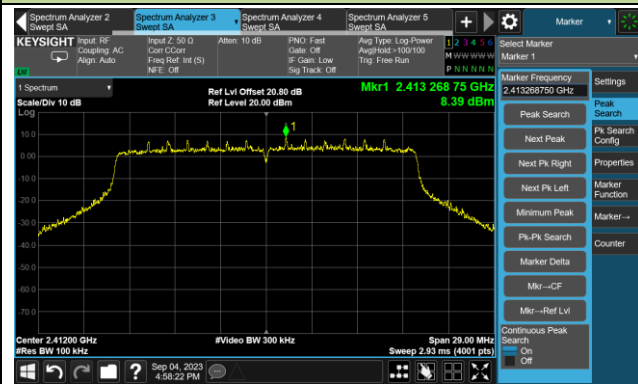
Spurious Emission



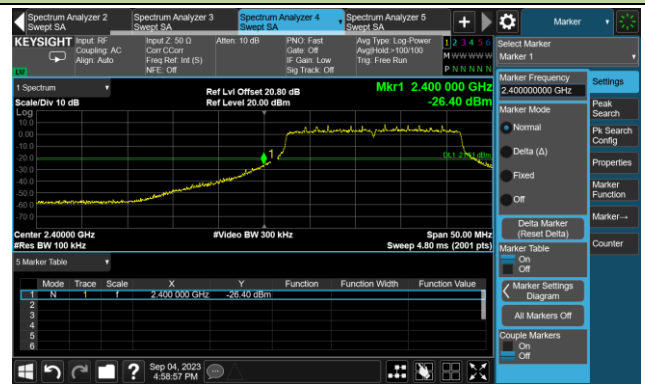
802.11ax-HE20 Out-of-Band Emissions – Ant 0

Channel 01 (2412MHz)

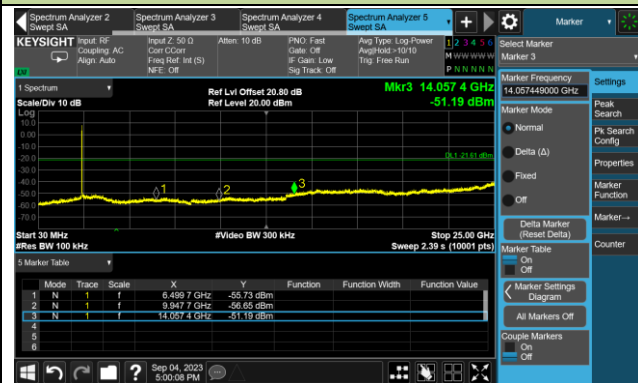
100kHz PSD Reference Level



Low Band Edge



Spurious Emission



Channel 06 (2437MHz)

100kHz PSD Reference Level



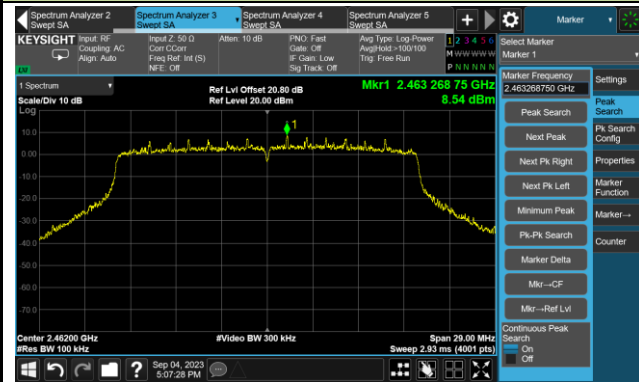
Spurious Emission



802.11ax-HE20 Out-of-Band Emissions – Ant 0

Channel 11 (2462MHz)

100kHz PSD Reference Level



High Band Edge



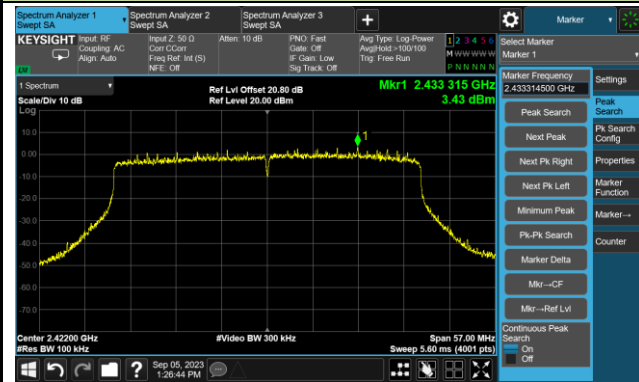
Spurious Emission



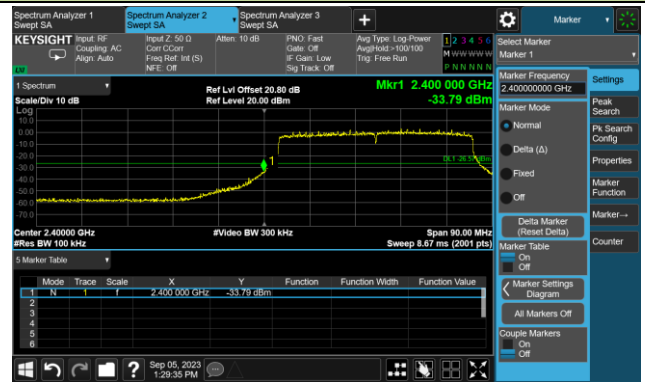
802.11ax-HE40 Out-of-Band Emissions – Ant 0

Channel 03 (2422MHz)

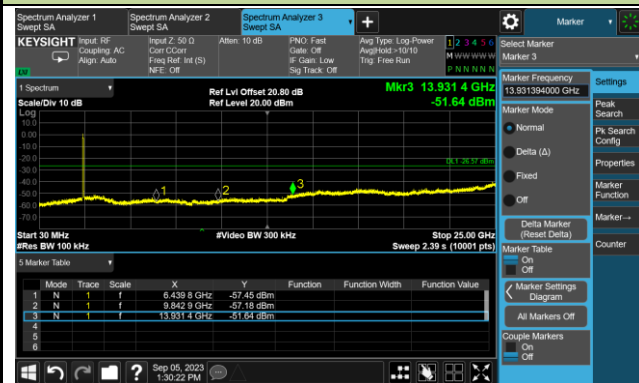
100kHz PSD Reference Level



Low Band Edge



Spurious Emission



Channel 06 (2437MHz)

100kHz PSD Reference Level



Spurious Emission

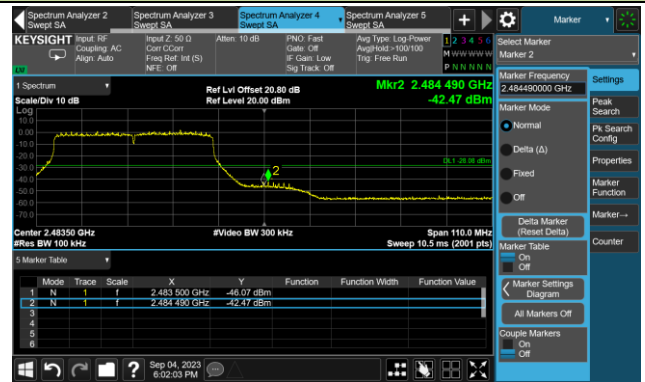


802.11ax-HE40 Out-of-Band Emissions – Ant 0  
Channel 09 (2452MHz)

100kHz PSD Reference Level



High Band Edge



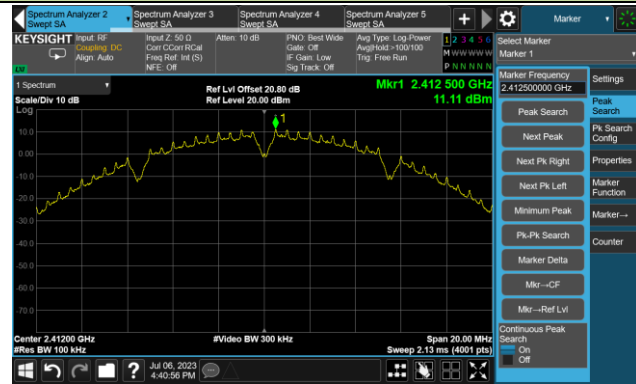
Spurious Emission



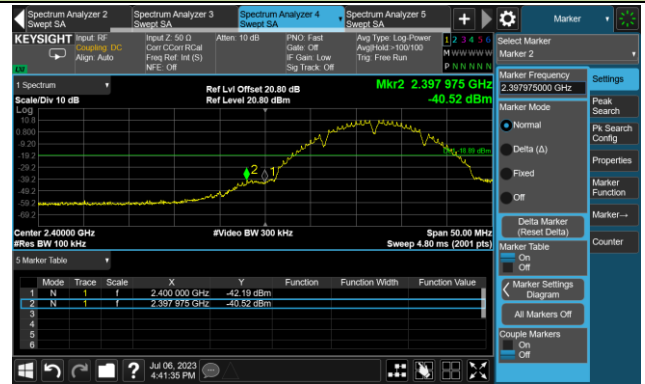
### 802.11b Out-of-Band Emissions – Ant 1

#### Channel 01 (2412MHz)

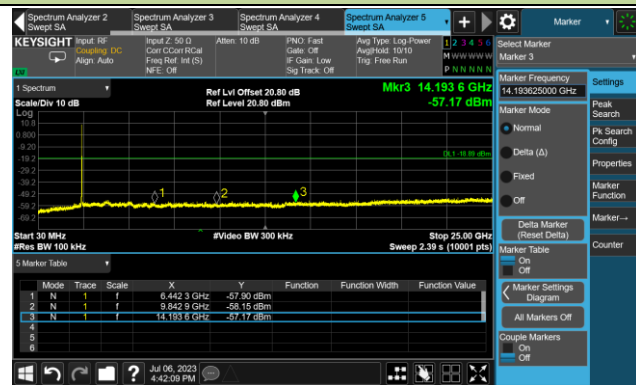
##### 100kHz PSD Reference Level



##### Low Band Edge



##### Spurious Emission

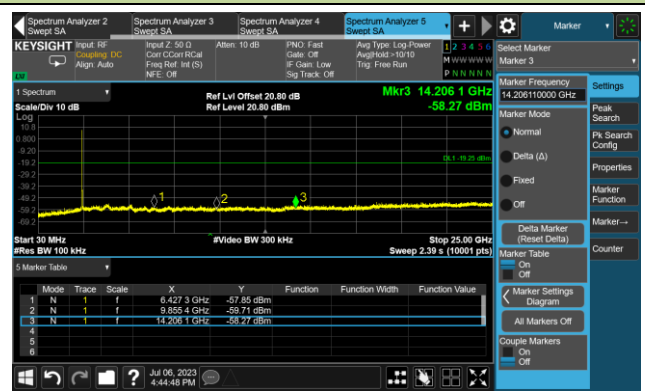


#### Channel 06 (2437MHz)

##### 100kHz PSD Reference Level



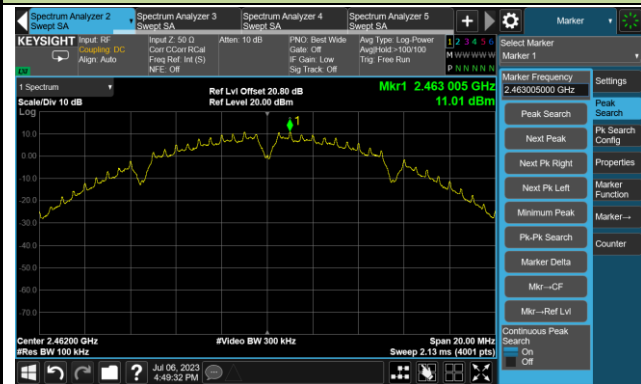
##### Spurious Emission



### 802.11b Out-of-Band Emissions – Ant 1

#### Channel 11 (2462MHz)

##### 100kHz PSD Reference Level



##### High Band Edge



##### Spurious Emission

