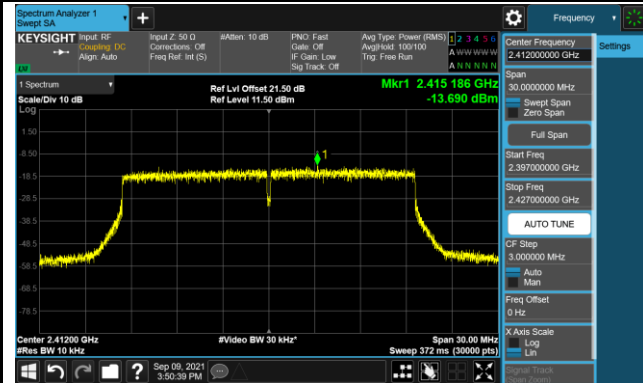
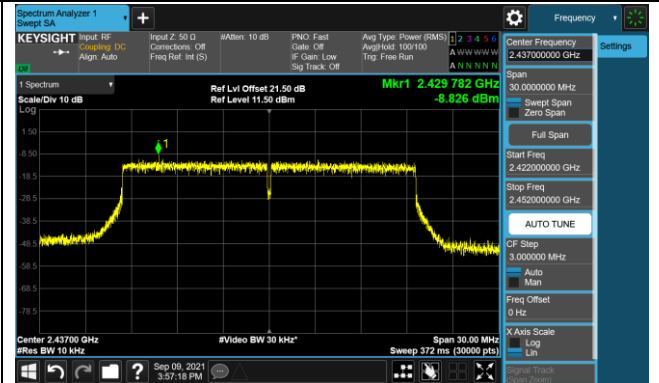


802.11ax-HE20 PSD - Ant 0

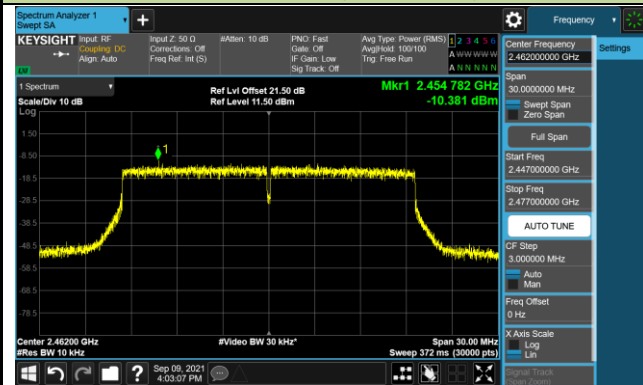
Channel 01 (2412MHz)



Channel 06 (2437MHz)

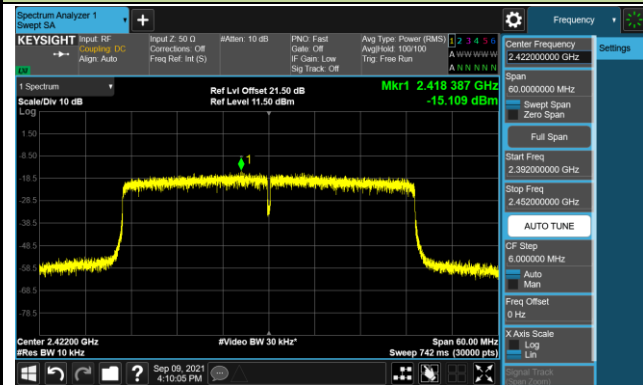


Channel 11 (2462MHz)

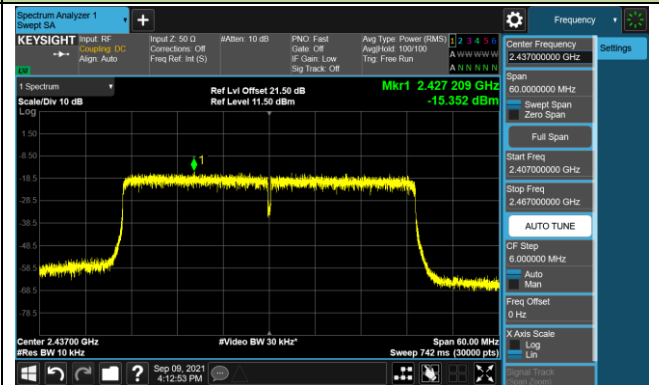


802.11ax-HE40 PSD - Ant 0

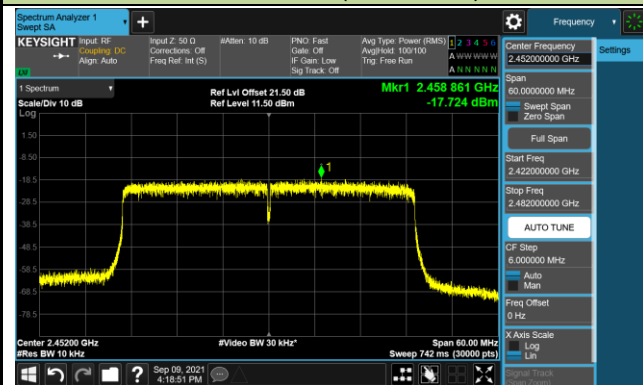
Channel 03 (2422MHz)



Channel 06 (2437MHz)

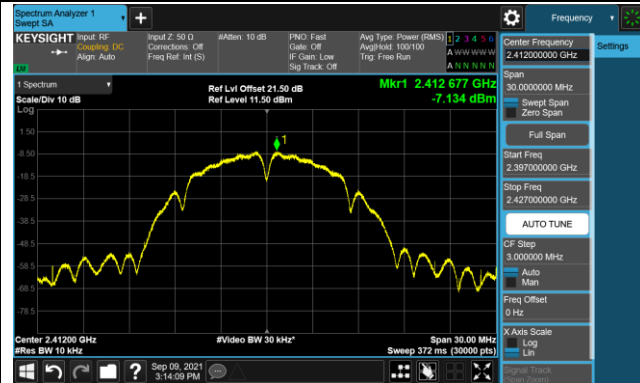


Channel 09 (2452MHz)

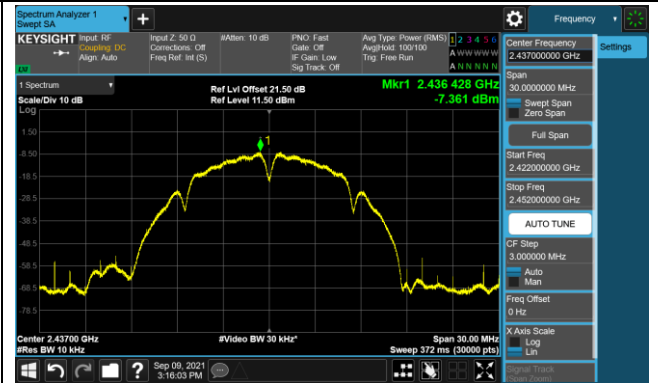


802.11b PSD - Ant 1

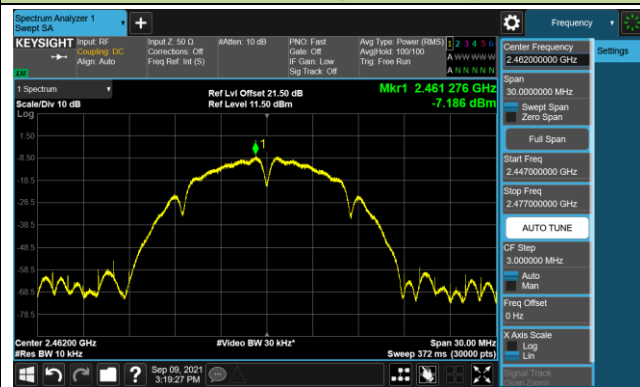
Channel 01 (2412MHz)



Channel 06 (2437MHz)

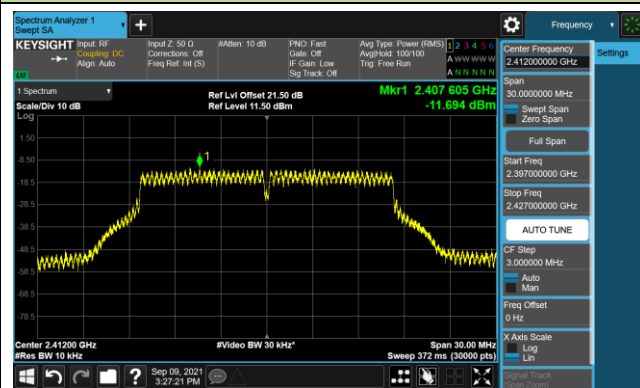


Channel 11 (2462MHz)

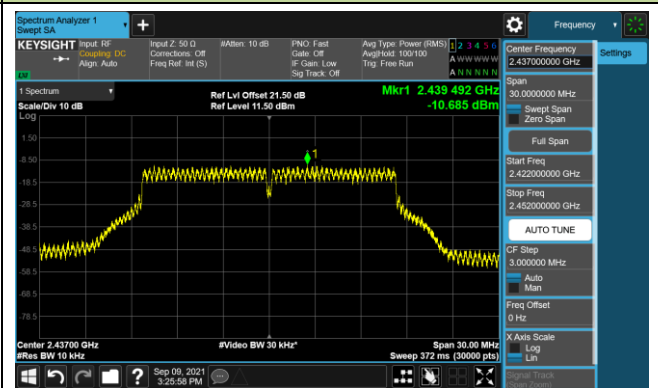


802.11g PSD - Ant 1

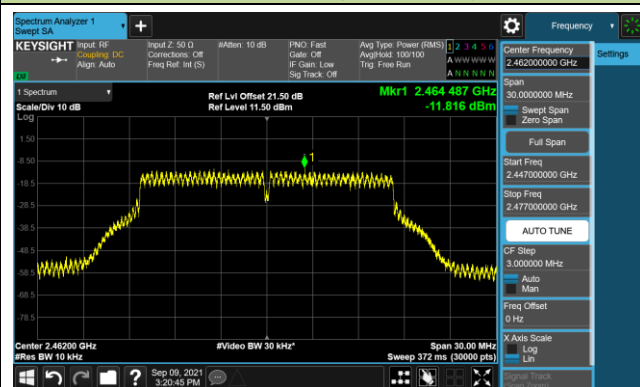
Channel 01 (2412MHz)



Channel 06 (2437MHz)



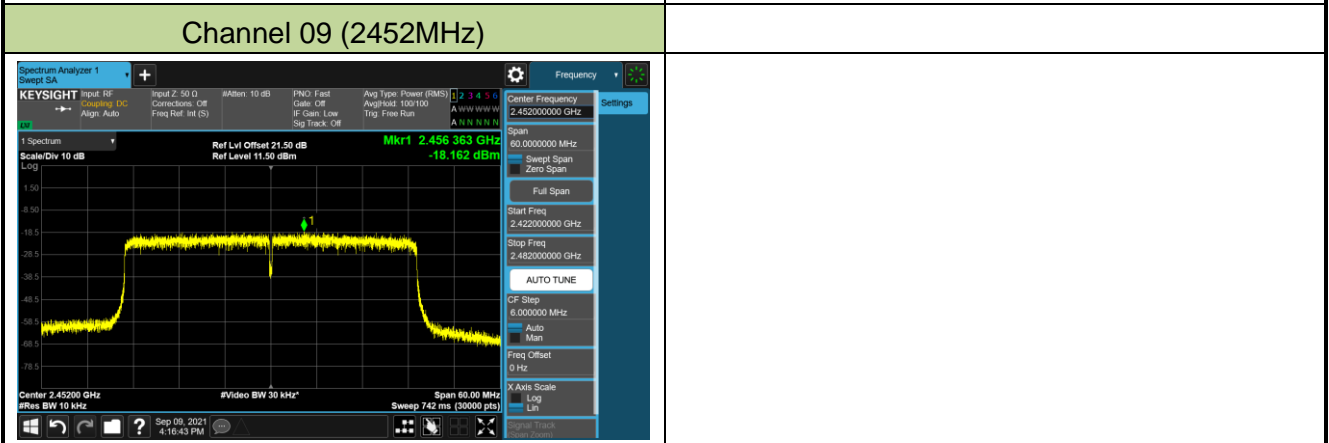
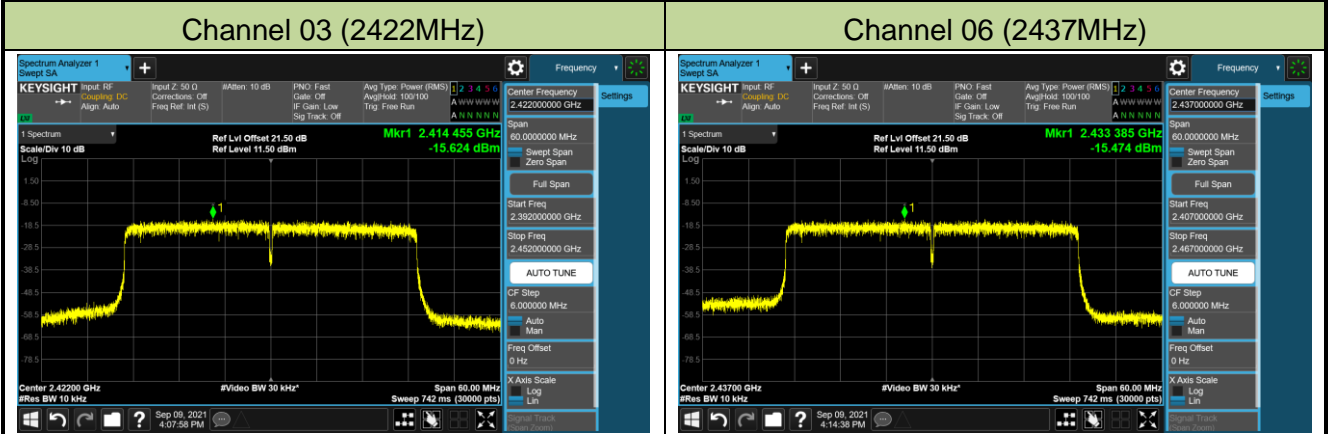
Channel 11 (2462MHz)



802.11n-HT20 PSD - Ant 1

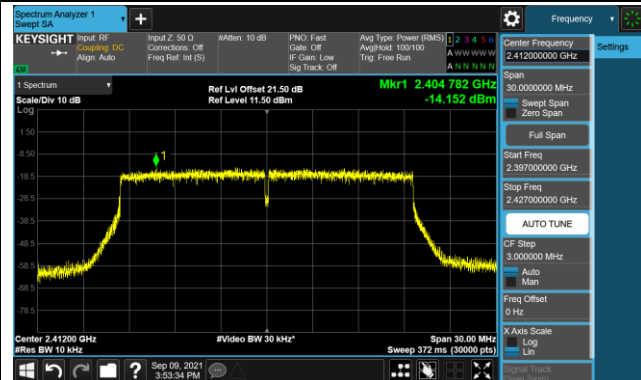


802.11n-HT40 PSD - Ant 1

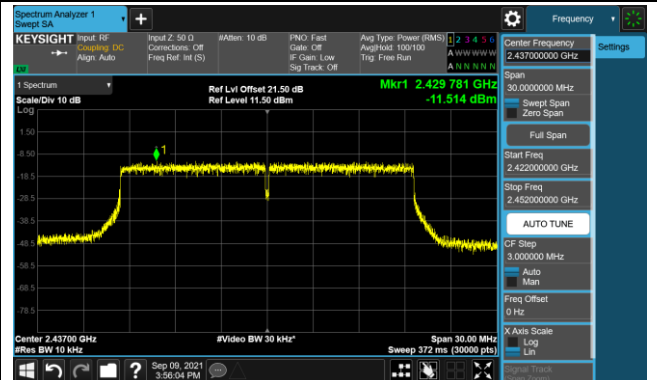


802.11ax-HE20 PSD - Ant 1

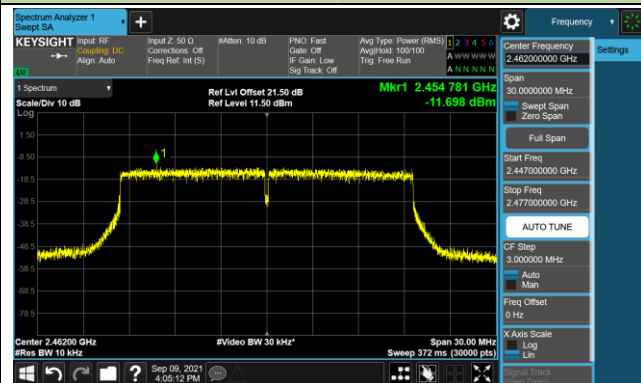
Channel 01 (2412MHz)



Channel 06 (2437MHz)

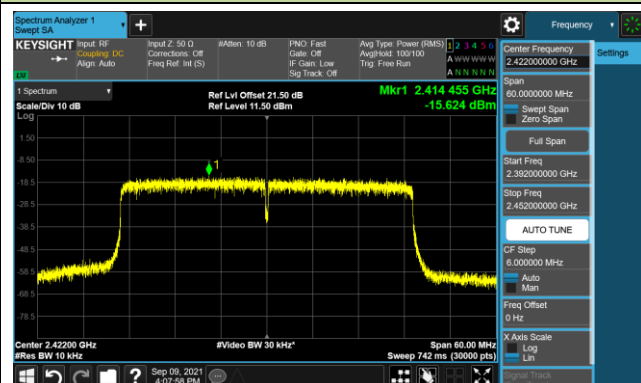


Channel 11 (2462MHz)

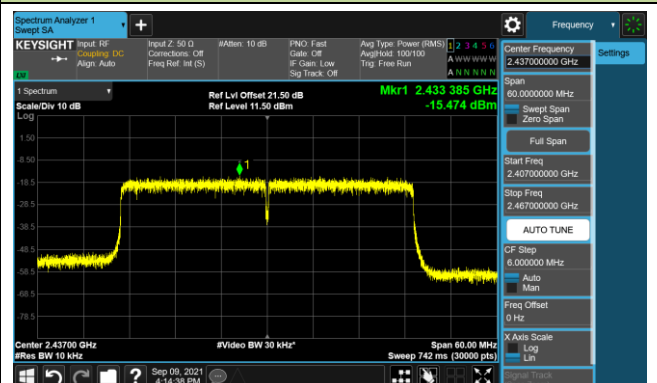


802.11ax-HE40 PSD - Ant 1

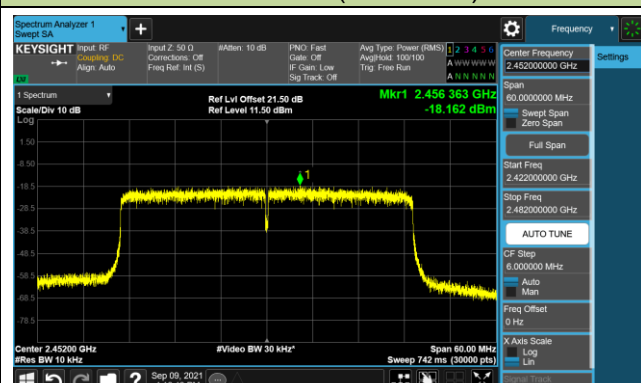
Channel 03 (2422MHz)



Channel 06 (2437MHz)



Channel 09 (2452MHz)



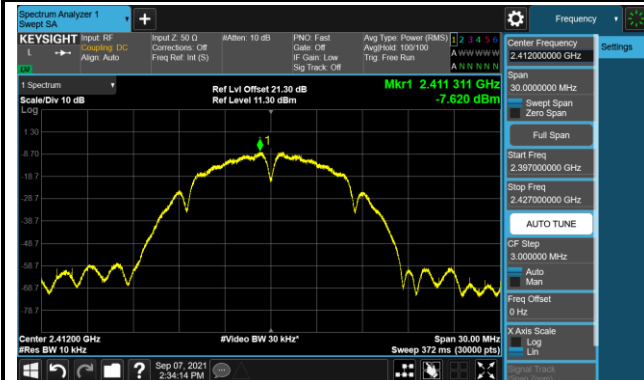
Product	ACCESS POINT	Test Engineer	Eric Lin
Test Site	SR2	Test Date	2021/09/07
Radio Type	Radio 1		

Test Mode	Data Rate/MCS	Channel No.	Freq. (MHz)	PSD (dBm/10kHz)		Duty Cycle (%)	10*log (1/x)	Total PSD (dBm/10kHz)	Limit (dBm/3kHz)	Result
				Ant 2	Ant 3					
802.11b	1Mbps	01	2412	-7.62	-7.30	94.87	0.23	-4.22	≤ 8.00	Pass
802.11b	1Mbps	06	2437	-7.23	-7.16	94.87	0.23	-3.95	≤ 8.00	Pass
802.11b	1Mbps	11	2462	-7.41	-7.58	94.87	0.23	-4.25	≤ 8.00	Pass
802.11g	6Mbps	01	2412	-12.30	-11.82	94.71	0.24	-8.80	≤ 8.00	Pass
802.11g	6Mbps	06	2437	-10.68	-9.56	94.71	0.24	-6.83	≤ 8.00	Pass
802.11g	6Mbps	11	2462	-9.66	-9.83	94.71	0.24	-6.49	≤ 8.00	Pass
802.11n-HT20	MCS0	01	2412	-12.41	-12.59	94.55	0.24	-9.25	≤ 8.00	Pass
802.11n-HT20	MCS0	06	2437	-11.07	-10.60	94.55	0.24	-7.58	≤ 8.00	Pass
802.11n-HT20	MCS0	11	2462	-12.24	-13.32	94.55	0.24	-9.50	≤ 8.00	Pass
802.11n-HT40	MCS0	03	2422	-13.99	-14.71	90.03	0.46	-10.86	≤ 8.00	Pass
802.11n-HT40	MCS0	06	2437	-14.26	-13.95	90.03	0.46	-10.63	≤ 8.00	Pass
802.11n-HT40	MCS0	09	2452	-17.19	-18.05	90.03	0.46	-14.13	≤ 8.00	Pass
802.11ax-HE20	MCS0	01	2412	-13.53	-13.37	97.76	0.10	-10.34	≤ 8.00	Pass
802.11ax-HE20	MCS0	06	2437	-10.64	-10.41	97.76	0.10	-7.41	≤ 8.00	Pass
802.11ax-HE20	MCS0	11	2462	-11.66	-11.98	97.76	0.10	-8.71	≤ 8.00	Pass
802.11ax-HE40	MCS0	03	2422	-14.56	-14.25	95.62	0.19	-11.20	≤ 8.00	Pass
802.11ax-HE40	MCS0	06	2437	-14.11	-14.73	95.62	0.19	-11.21	≤ 8.00	Pass
802.11ax-HE40	MCS0	09	2452	-16.54	-17.24	95.62	0.19	-13.68	≤ 8.00	Pass

Note: When EUT duty cycle ≤ 98%, Total PSD = $10^{\log\{10^{(\text{Ant 2 PSD}/10)} + 10^{(\text{Ant 3 PSD}/10)}\}} + 10^{\log(1/\text{Duty Cycle})}$.

802.11b PSD - Ant 2

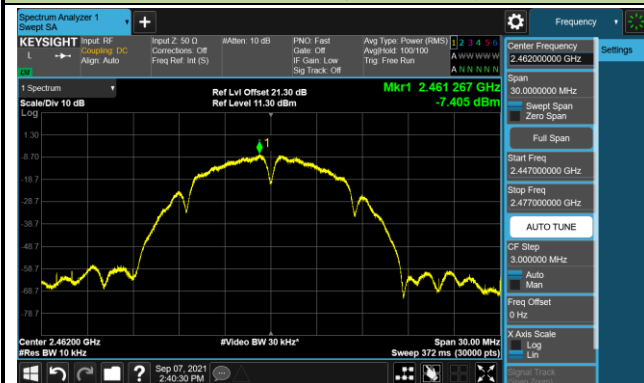
Channel 01 (2412MHz)



Channel 06 (2437MHz)

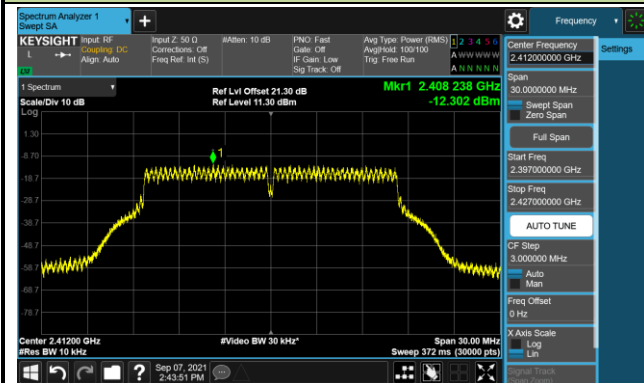


Channel 11 (2462MHz)

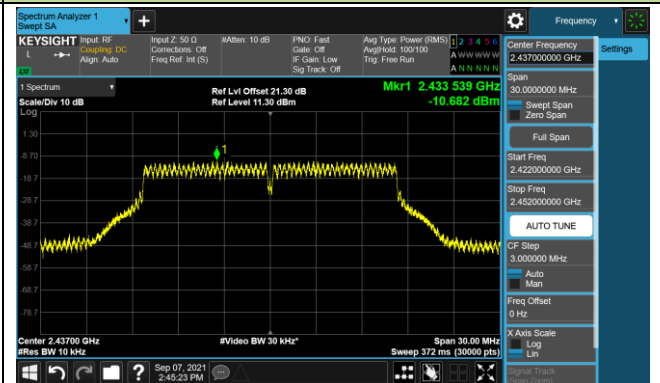


802.11g PSD - Ant 2

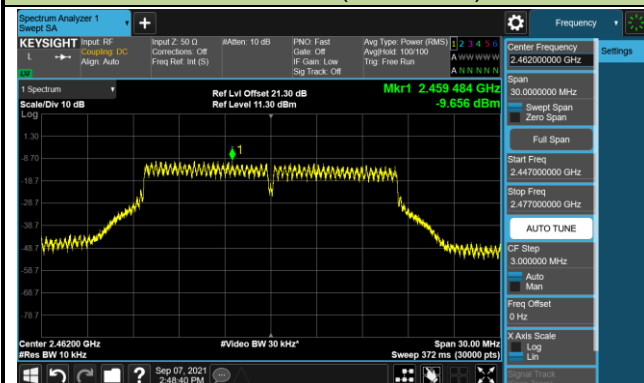
Channel 01 (2412MHz)



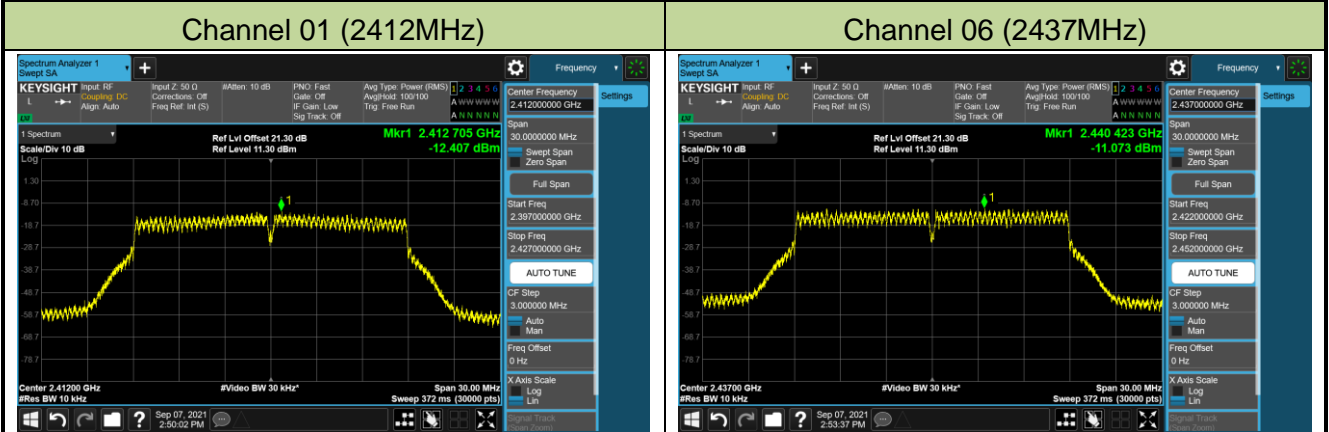
Channel 06 (2437MHz)



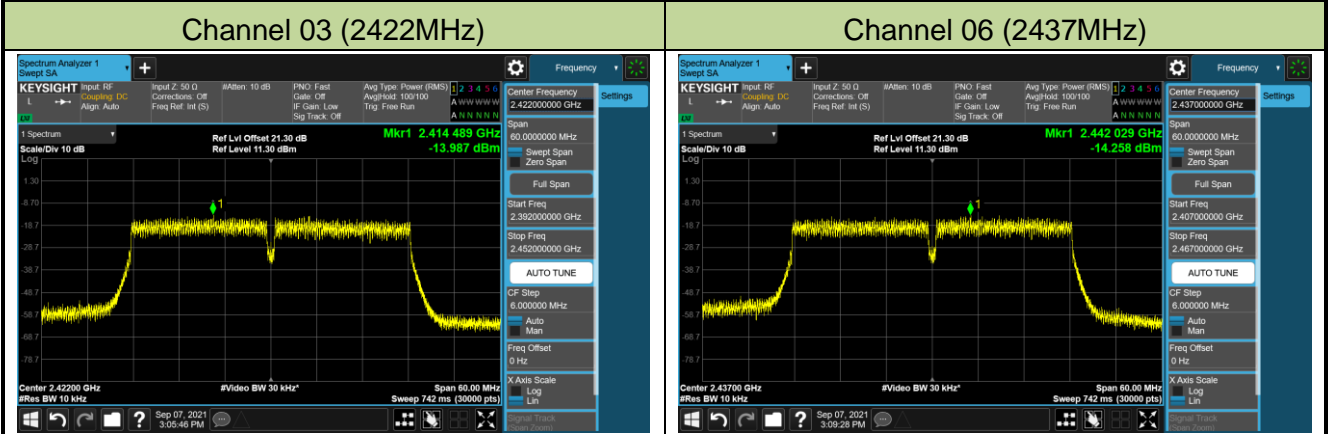
Channel 11 (2462MHz)



802.11n-HT20 PSD - Ant 2

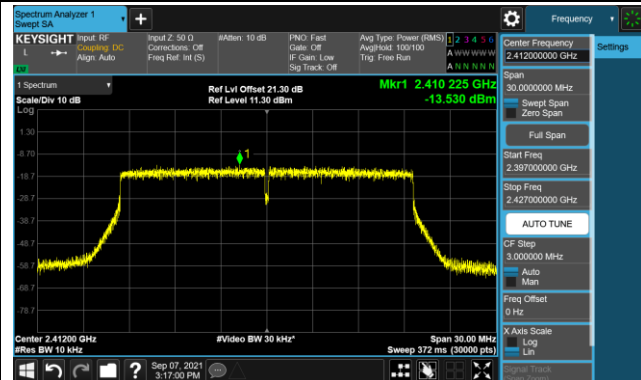


802.11n-HT40 PSD - Ant 2

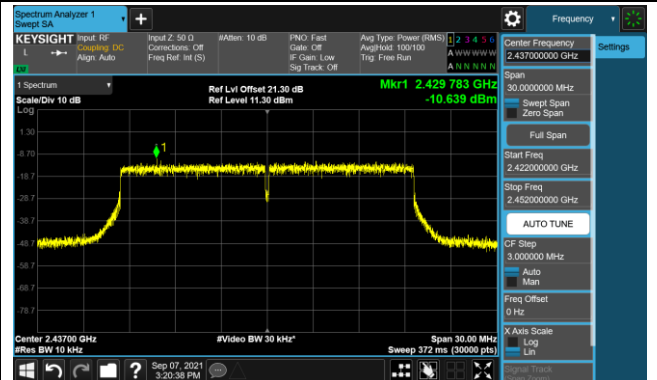


802.11ax-HE20 PSD - Ant 2

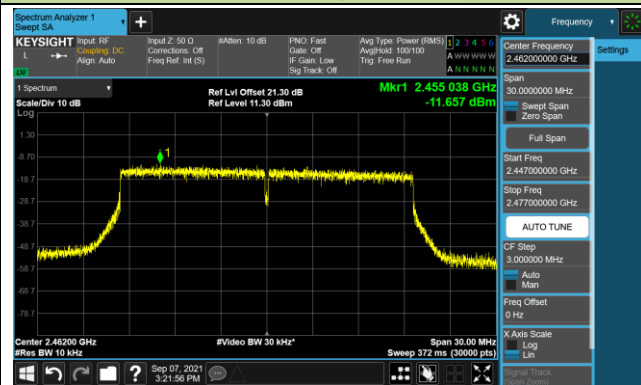
Channel 01 (2412MHz)



Channel 06 (2437MHz)

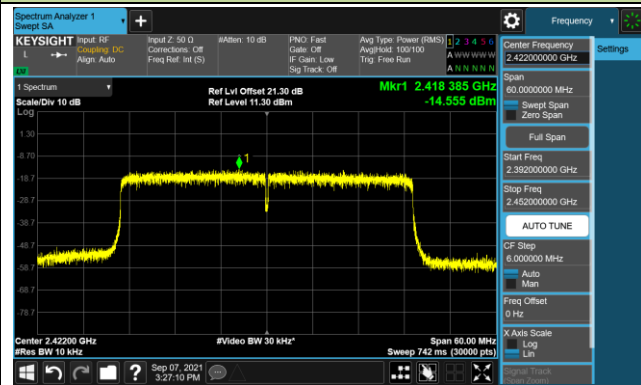


Channel 11 (2462MHz)

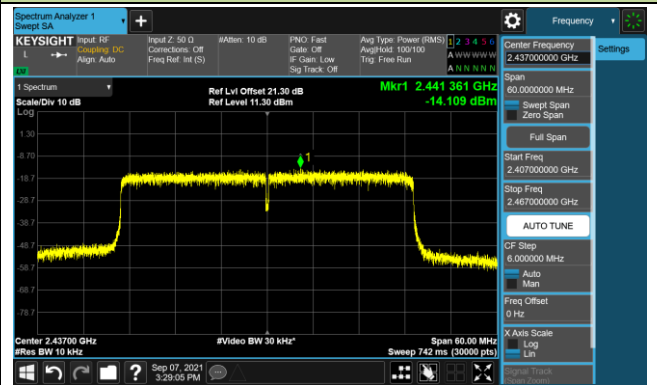


802.11ax-HE40 PSD - Ant 2

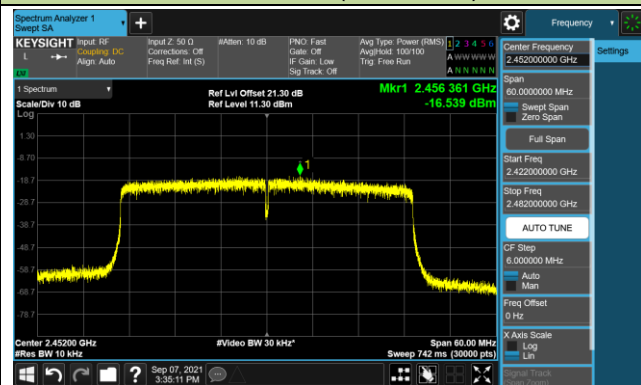
Channel 03 (2422MHz)



Channel 06 (2437MHz)



Channel 09 (2452MHz)



802.11b PSD - Ant 3

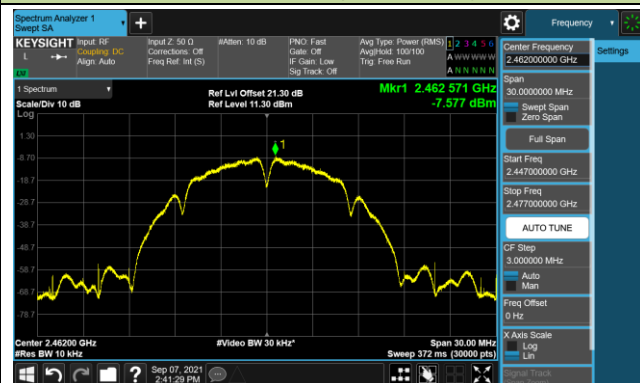
Channel 01 (2412MHz)



Channel 06 (2437MHz)

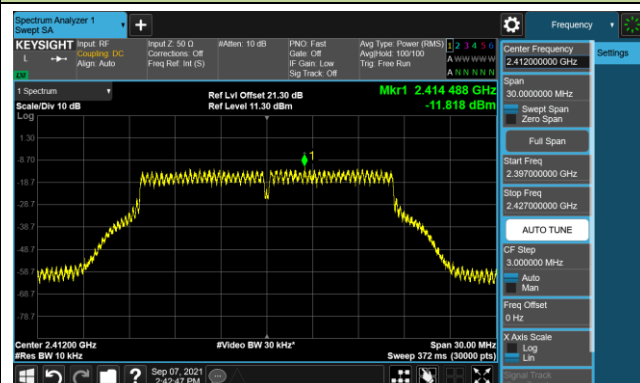


Channel 11 (2462MHz)

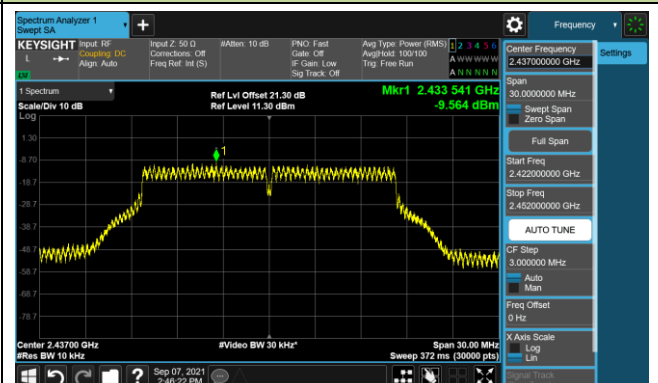


802.11g PSD - Ant 3

Channel 01 (2412MHz)



Channel 06 (2437MHz)



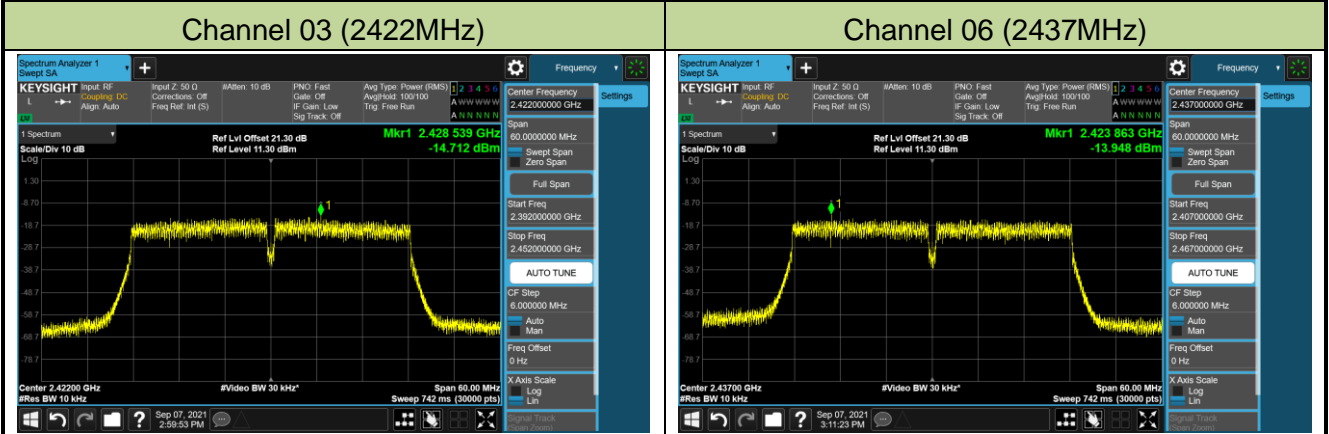
Channel 11 (2462MHz)



802.11n-HT20 PSD - Ant 3

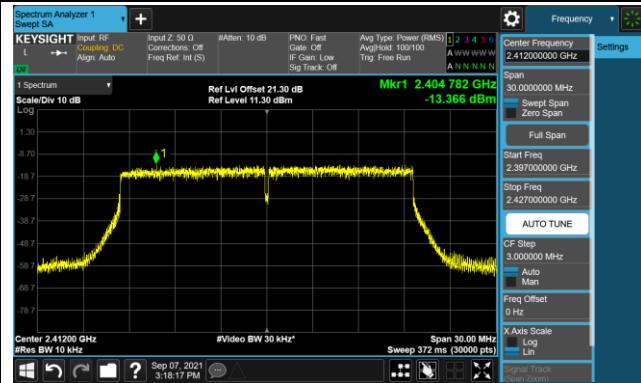


802.11n-HT40 PSD - Ant 3

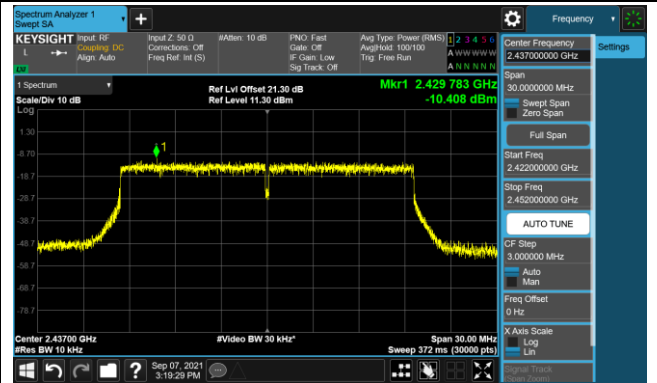


802.11ax-HE20 PSD - Ant 3

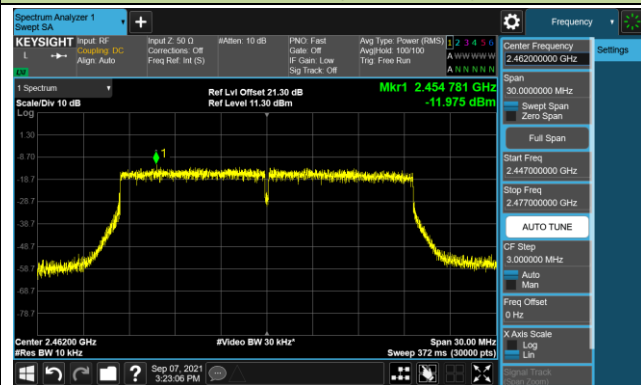
Channel 01 (2412MHz)



Channel 06 (2437MHz)

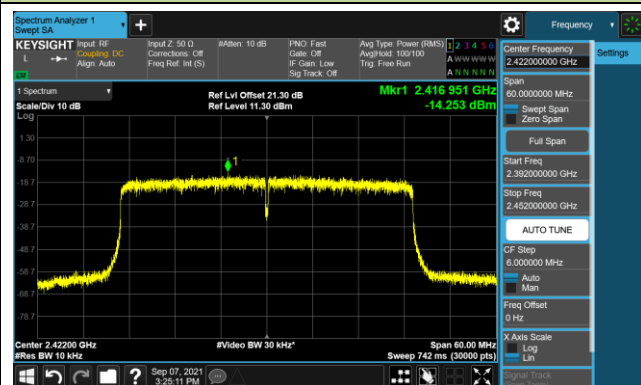


Channel 11 (2462MHz)

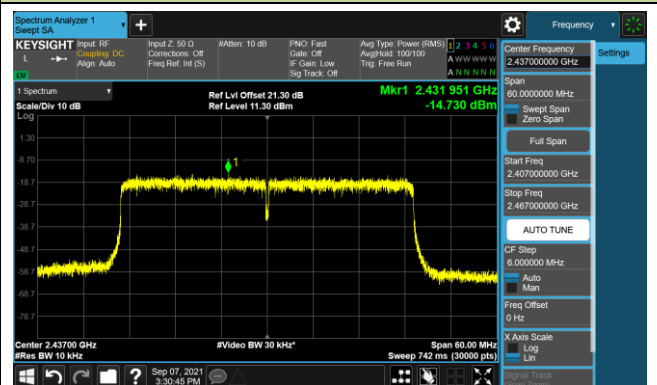


802.11ax-HE40 PSD - Ant 3

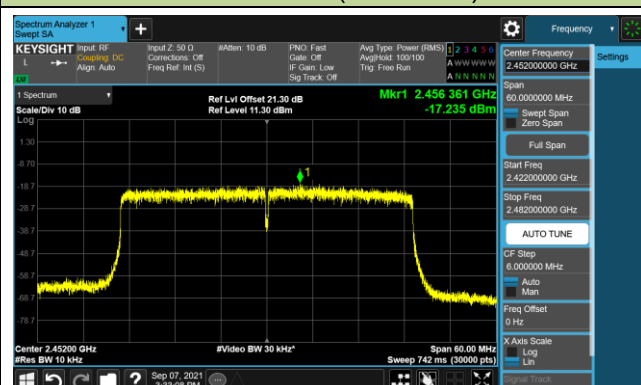
Channel 03 (2422MHz)



Channel 06 (2437MHz)



Channel 09 (2452MHz)



7.5. Conducted Band Edge and Out-of-Band Emissions

7.5.1. Test Limit

The limit for out-of-band spurious emissions at the band edge is 30dB below the fundamental emission level, as determined from the in-band power measurement of the DTS channel performed in a 100 kHz bandwidth per the PSD procedure.

7.5.2. Test Procedure Used

ANSI C63.10 Section 11.11

7.5.3. Test Setting

Reference level measurement

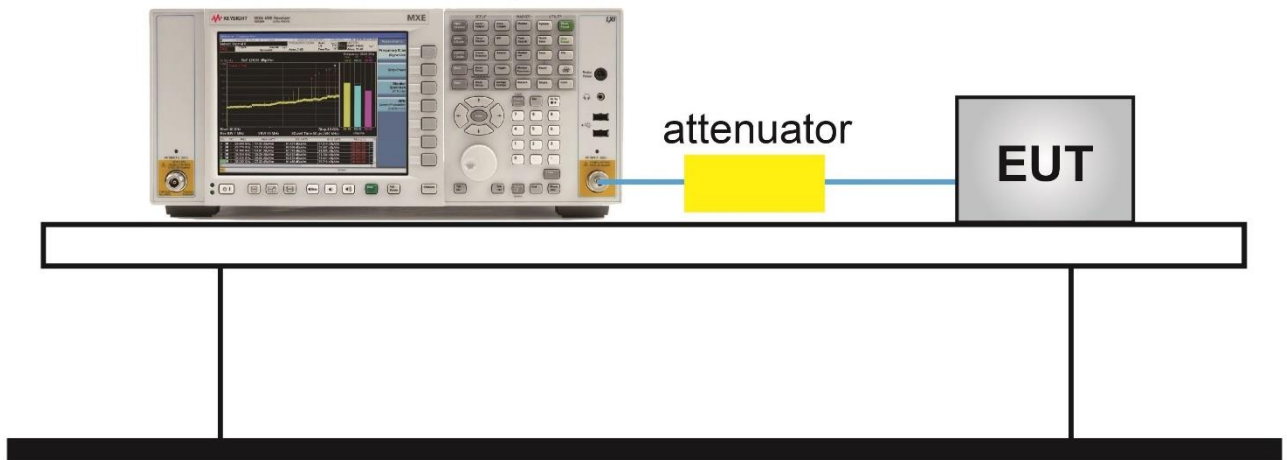
1. Set instrument center frequency to DTS channel center frequency
2. Set the span to ≥ 1.5 times the DTS bandwidth
3. Set the RBW = 100 kHz
4. Set the VBW $\geq 3 \times$ RBW
5. Detector = peak
6. Sweep time = auto couple
7. Trace mode = max hold
8. Allow trace to fully stabilize

Emission level measurement

1. Set the center frequency and span to encompass frequency range to be measured
2. RBW = 100kHz
3. VBW = 300kHz
4. Detector = Peak
5. Trace mode = max hold
6. Sweep time = auto couple
7. The trace was allowed to stabilize

7.5.4. Test Setup

Spectrum Analyzer



7.5.5. Test Result

Product	ACCESS POINT	Test Engineer	Eric Lin
Test Site	SR2	Test Date	2022/04/11
Radio Type	Radio 0		

Test Mode	Data Rate / MCS	Channel No.	Frequency (MHz)	Limit (dBc)	Result
802.11b	1Mbps	01	2412	30	Pass
802.11b	1Mbps	06	2437	30	Pass
802.11b	1Mbps	11	2462	30	Pass
802.11g	6Mbps	01	2412	30	Pass
802.11g	6Mbps	06	2437	30	Pass
802.11g	6Mbps	11	2462	30	Pass
802.11n-HT20	MCS0	01	2412	30	Pass
802.11n-HT20	MCS0	06	2437	30	Pass
802.11n-HT20	MCS0	11	2462	30	Pass
802.11n-HT40	MCS0	03	2422	30	Pass
802.11n-HT40	MCS0	06	2437	30	Pass
802.11n-HT40	MCS0	09	2452	30	Pass
802.11ax-HE20	MCS0	01	2412	30	Pass
802.11ax-HE20	MCS0	06	2437	30	Pass
802.11ax-HE20	MCS0	11	2462	30	Pass
802.11ax-HE40	MCS0	03	2422	30	Pass
802.11ax-HE40	MCS0	06	2437	30	Pass
802.11ax-HE40	MCS0	09	2452	30	Pass

802.11b Out-of-Band Emissions - Ant 0

Channel 01 (2412MHz)

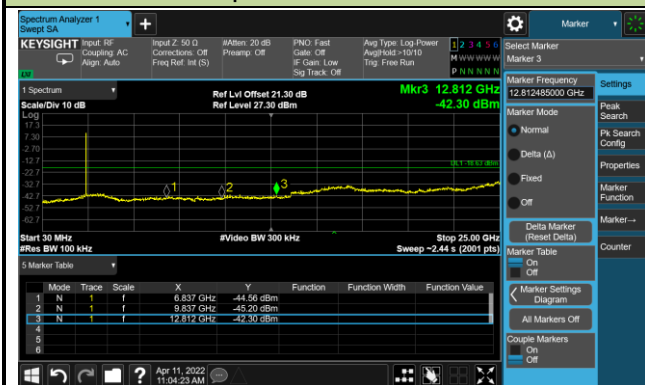
100kHz PSD reference Level



Low Band Edge



Spurious Emission

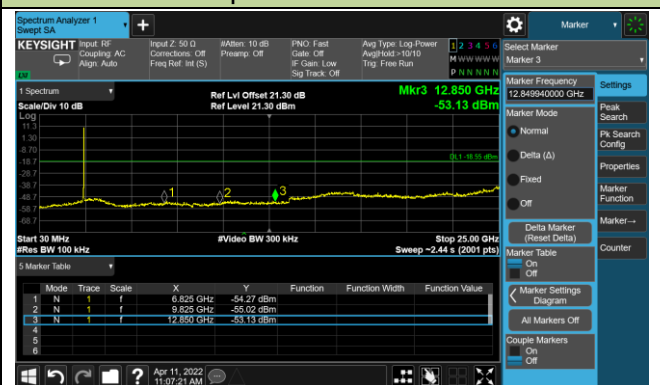


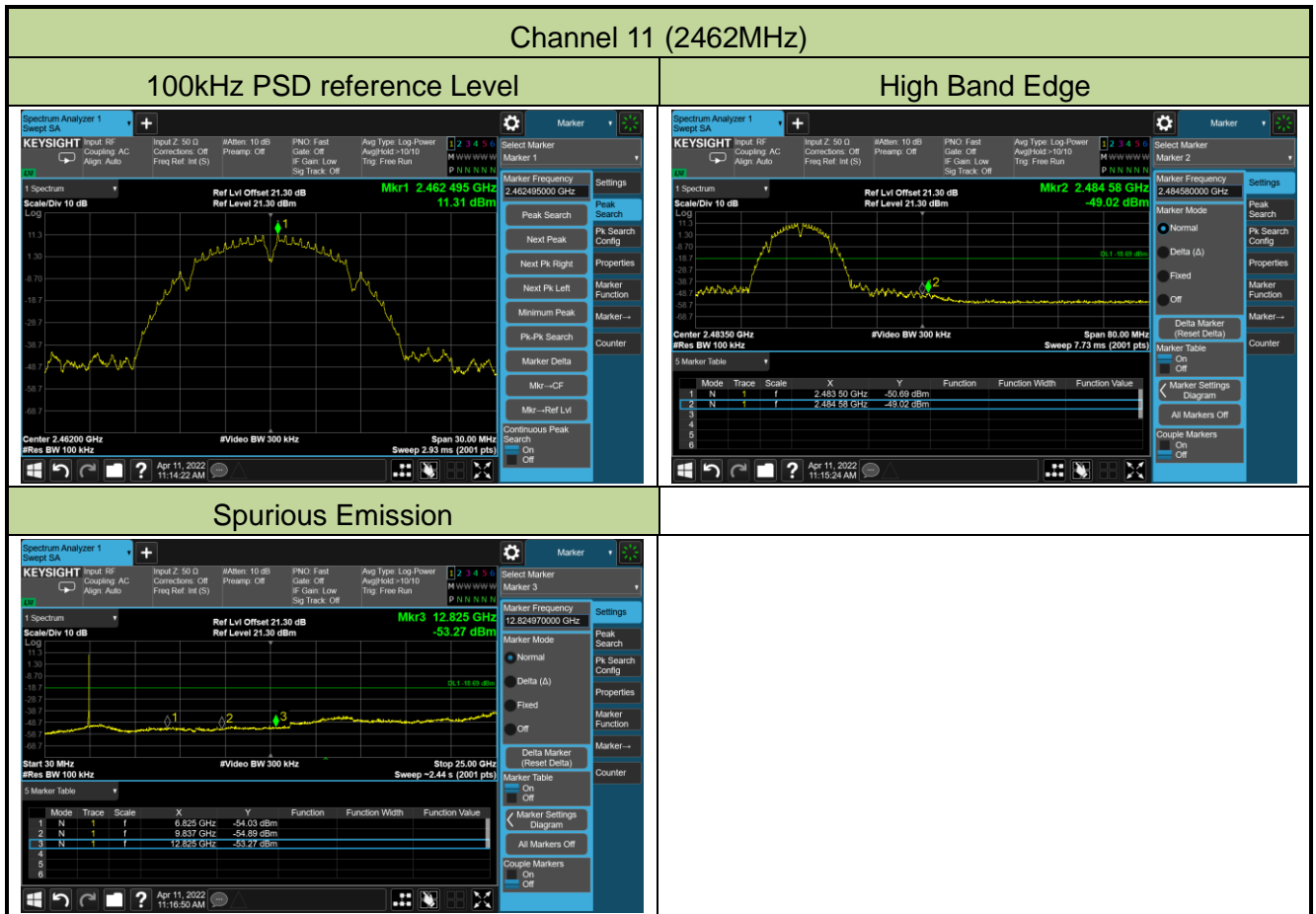
Channel 06 (2437MHz)

100kHz PSD reference Level



Spurious Emission

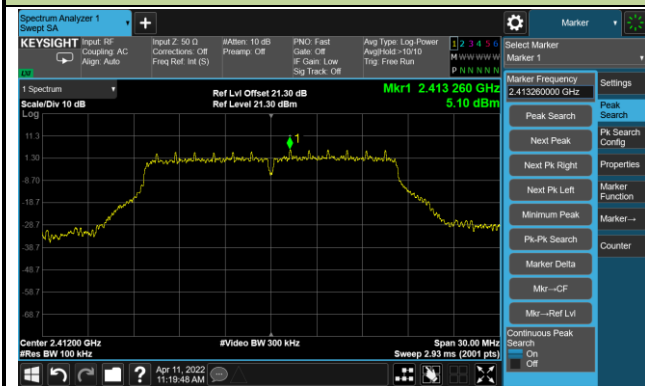




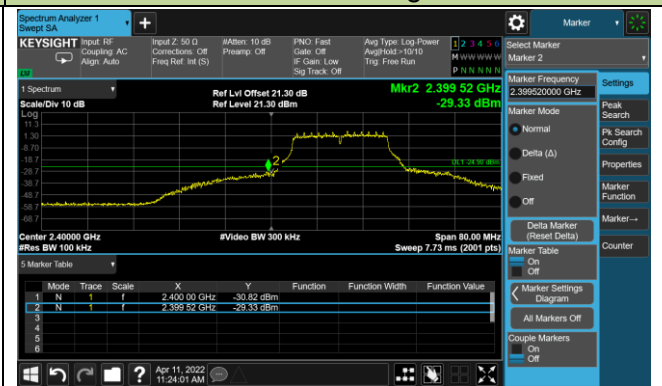
802.11g Out-of-Band Emissions - Ant 0

Channel 01 (2412MHz)

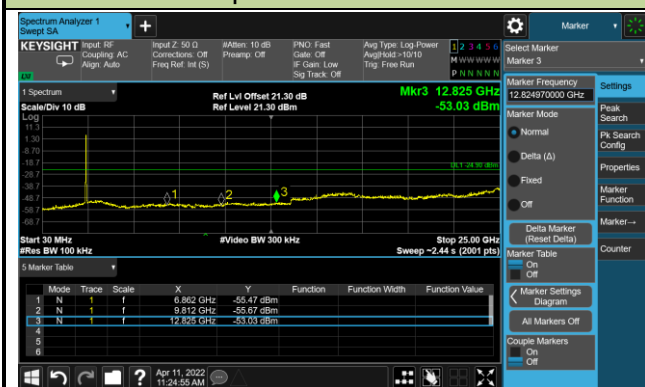
100kHz PSD reference Level



Low Band Edge



Spurious Emission



Channel 06 (2437MHz)

100kHz PSD reference Level



Spurious Emission

