

Company: Aruba Networks, Inc

Test of: APIN0334, APIN0335  
To: FCC CFR 47 Part 15.407, IS RSS-247 (DFS Bands)

Report No.: ARUB196-U10\_Master Rev A

**MASTER TEST REPORT**



# MASTER TEST REPORT

FROM



Test of: Aruba Networks APIN0334, APIN0335  
to  
To: FCC CFR 47 Part 15.407, IC RSS-247 (DFS Bands)

Test Report Serial No.: ARUB196-U10\_Master Rev A

As a result of the 6 Mbyte FCC file size limitation potentially large test reports require to be split into smaller components. This document is the Master document controlling Addendum reports as listed below. This Master document combined with the Addendums demonstrate compliance with the standard

Master Document Number	Addendum Reports
ARUB196-U10_Master	ARUB196-U7_Conducted
	ARUB196-U7_Radiated
	ARUB196-U7_DFS
	ARUB196-U26 (FCC Part 15B & ICES_003)

This report supersedes: NONE

Applicant: Aruba Networks, Inc.  
1344 Crossman Ave.  
Sunnyvale, California 94089  
USA

Product Function: Wireless Access Point

Issue Date: 17<sup>th</sup> June 2016

## This Test Report is Issued Under the Authority of:

**MiCOM Labs, Inc.**  
575 Boulder Court  
Pleasanton California 94566  
USA  
Phone: +1 (925) 462-0304  
Fax: +1 (925) 462-0306  
[www.micomlabs.com](http://www.micomlabs.com)



**MiCOM Labs is an ISO 17025 Accredited Testing Laboratory**



**Title:** Aruba Networks APIN0334, APIN0335  
**To:** FCC CFR 47 Part 15.407, IC RSS-247 (DFS Bands)  
**Serial #:** ARUB196-U10\_Master Rev A  
**Issue Date:** 17<sup>th</sup> June 2016  
**Page:** 3 of 25

---

## Table of Contents

<b>1. ACCREDITATION, LISTINGS &amp; RECOGNITION.....</b>	<b>4</b>
1.1. Test Accreditation .....	4
1.2. Recognition .....	5
1.3. Product Certification .....	6
<b>2. DOCUMENT HISTORY .....</b>	<b>7</b>
<b>3. TEST RESULT CERTIFICATE.....</b>	<b>8</b>
<b>4. REFERENCES AND MEASUREMENT UNCERTAINTY .....</b>	<b>9</b>
4.1. Normative References .....	9
4.2. Test and Uncertainty Procedure .....	10
<b>5. PRODUCT DETAILS AND TEST CONFIGURATIONS .....</b>	<b>11</b>
5.1. Technical Details .....	11
5.2. Scope Of Test Program .....	12
5.3. Equipment Model(s) and Serial Number(s) .....	15
5.4. Antenna Details .....	15
5.5. Cabling and I/O Ports .....	16
5.6. Test Configurations.....	16
5.7. Equipment Modifications .....	17
5.8. Deviations from the Test Standard .....	17
<b>6. TEST SUMMARY .....</b>	<b>18</b>
<b>7. TEST EQUIPMENT CONFIGURATION(S) .....</b>	<b>19</b>
7.1. Conducted .....	19
7.2. Radiated Emissions .....	21
7.3. ac Wireline Emission .....	23
<b>8. MEASUREMENT AND PRESENTATION OF TEST DATA .....</b>	<b>24</b>

---

This test report may be reproduced in full only. The document may only be updated by MiCOM Labs personnel. All changes will be noted in the Document History section of the report.



**Title:** Aruba Networks APIN0334, APIN0335  
**To:** FCC CFR 47 Part 15.407, IC RSS-247 (DFS Bands)  
**Serial #:** ARUB196-U10\_Master Rev A  
**Issue Date:** 17<sup>th</sup> June 2016  
**Page:** 4 of 25

## 1. ACCREDITATION, LISTINGS & RECOGNITION

### 1.1. Test Accreditation

MiCOM Labs, Inc. is an accredited Electrical testing laboratory per the international standard ISO/IEC 17025:2005. The company is accredited by the American Association for Laboratory Accreditation (A2LA) [www.a2la.org](http://www.a2la.org) test laboratory number 2381.01. MiCOM Labs test schedule is available at the following URL; <http://www.a2la.org/scopepdf/2381-01.pdf>



### Accredited Laboratory

A2LA has accredited

**MICOM LABS**

Pleasanton, CA

for technical competence in the field of

**Electrical Testing**

This laboratory is accredited in accordance with the recognized International Standard ISO/IEC 17025:2005 General requirements for the competence of testing and calibration laboratories. This accreditation demonstrates technical competence for a defined scope and the operation of a laboratory quality management system (refer to joint ISO-ILAC-IAF Communiqué dated 8 January 2009).



Presented this 4<sup>th</sup> day of February 2016.

Senior Director of Quality & Communications  
For the Accreditation Council  
Certificate Number 2381.01  
Valid to November 30, 2017

For the tests or types of tests to which this accreditation applies, please refer to the laboratory's Electrical Scope of Accreditation.

This test report may be reproduced in full only. The document may only be updated by MiCOM Labs personnel. All changes will be noted in the Document History section of the report.



**Title:** Aruba Networks APIN0334, APIN0335  
**To:** FCC CFR 47 Part 15.407, IC RSS-247 (DFS Bands)  
**Serial #:** ARUB196-U10\_Master Rev A  
**Issue Date:** 17<sup>th</sup> June 2016  
**Page:** 5 of 25

## 1.2. Recognition

MiCOM Labs, Inc has widely recognized wireless testing capabilities. Our international recognition includes Conformity Assessment Body designation by APEC MRA countries. MiCOM Labs test reports are accepted globally.

Country	Recognition Body	Status	Phase	Identification No.
USA	Federal Communications Commission (FCC)	TCB	-	US0159 Listing #: 102167
Canada	Industry Canada (IC)	FCB	APEC MRA 2	US0159 Listing #: 4143A-2 4143A-3
Japan	MIC (Ministry of Internal Affairs and Communication)	CAB	APEC MRA 2	RCB 210
	VCCI	--	--	A-0012
Europe	European Commission	NB	EU MRA	NB 2280
Australia	Australian Communications and Media Authority (ACMA)	CAB	APEC MRA 1	US0159
Hong Kong	Office of the Telecommunication Authority (OFTA)	CAB	APEC MRA 1	
Korea	Ministry of Information and Communication Radio Research Laboratory (RRL)	CAB	APEC MRA 1	
Singapore	Infocomm Development Authority (IDA)	CAB	APEC MRA 1	
Taiwan	National Communications Commission (NCC) Bureau of Standards, Metrology and Inspection (BSMI)	CAB	APEC MRA 1	
Vietnam	Ministry of Communication (MIC)	CAB	APEC MRA 1	

EU MRA – European Union Mutual Recognition Agreement.

NB – Notified Body

APEC MRA – Asia Pacific Economic Community Mutual Recognition Agreement. Recognition agreement under which test lab is accredited to regulatory standards of the APEC member countries.

Phase I - recognition for product testing

Phase II – recognition for both product testing and certification

This test report may be reproduced in full only. The document may only be updated by MiCOM Labs personnel. All changes will be noted in the Document History section of the report.



**Title:** Aruba Networks APIN0334, APIN0335  
**To:** FCC CFR 47 Part 15.407, IC RSS-247 (DFS Bands)  
**Serial #:** ARUB196-U10\_Master Rev A  
**Issue Date:** 17<sup>th</sup> June 2016  
**Page:** 6 of 25

### 1.3. Product Certification

MiCOM Labs, Inc. is an accredited Product Certification Body per the international standard ISO/IEC 17065:2012. The company is accredited by the American Association for Laboratory Accreditation (A2LA) [www.a2la.org](http://www.a2la.org) test laboratory number 2381.02. MiCOM Labs test schedule is available at the following URL; <http://www.a2la.org/scopepdf/2381-02.pdf>



## Accredited Product Certification Body

A2LA has accredited

**MICOM LABS**

Pleasanton, CA

This product certification body is accredited in accordance with the recognized International Standard ISO/IEC 17065:2012 *Requirements for bodies certifying products, processes and services*. This accreditation demonstrates technical competence for a defined scope and the operation of a management system.



Presented this 4<sup>th</sup> day of February 2016.

Senior Director of Quality & Communications  
For the Accreditation Council  
Certificate Number 2381.02  
Valid to November 30, 2017

*For the product certification schemes to which this accreditation applies, please refer to the organization's Product Certification Scope of Accreditation.*

United States of America – Telecommunication Certification Body (TCB)  
Industry Canada – Certification Body, CAB Identifier – US0159  
Europe – Notified Body (NB), NB Identifier - 2280  
Japan – Recognized Certification Body (RCB), RCB Identifier - 210

This test report may be reproduced in full only. The document may only be updated by MiCOM Labs personnel. All changes will be noted in the Document History section of the report.



**Title:** Aruba Networks APIN0334, APIN0335  
**To:** FCC CFR 47 Part 15.407, IC RSS-247 (DFS Bands)  
**Serial #:** ARUB196-U10\_Master Rev A  
**Issue Date:** 17<sup>th</sup> June 2016  
**Page:** 7 of 25

---

## 2. DOCUMENT HISTORY

Draft History		
Revision	Date	Comments
Draft	15 <sup>th</sup> June 2016	Initial

Released Document History			
Master Revision	Addendum Revision	Date	Comments
Rev A 17 <sup>th</sup> June 2016	Rev A Conducted	17 <sup>th</sup> June 2016	Initial Release
	Rev A Radiated	17 <sup>th</sup> June 2016	
	Rev A DFS	17 <sup>th</sup> June 2016	

In the above table the latest report revision will replace all earlier versions.

---

This test report may be reproduced in full only. The document may only be updated by MiCOM Labs personnel. All changes will be noted in the Document History section of the report.





**Title:** Aruba Networks APIN0334, APIN0335  
**To:** FCC CFR 47 Part 15.407, IC RSS-247 (DFS Bands)  
**Serial #:** ARUB196-U10\_Master Rev A  
**Issue Date:** 17<sup>th</sup> June 2016  
**Page:** 8 of 25

### 3. TEST RESULT CERTIFICATE

<b>Manufacturer:</b> Aruba Networks, Inc 1344 Crossman Ave. Sunnyvale, California 94089 USA	<b>Tested By:</b> MiCOM Labs, Inc. 575 Boulder Court Pleasanton California 94566 USA
<b>Model(s):</b> APIN0334, APIN0335	<b>Telephone:</b> +1 925 462 0304 <b>Fax:</b> +1 925 462 0306
<b>Equipment Type:</b> Wireless Access Point	
<b>S/N's:</b> APIN0334: DT0000446 APIN0335: DT0000153 APIN0335: DT0000259 APIN0334: DT0000470 (DFS)	
<b>Test Date(s):</b> 26 <sup>th</sup> January – 20 <sup>th</sup> May 2016	<b>Website:</b> www.micomlabs.com

STANDARD(S)	TEST RESULTS
FCC CFR 47 Part 15 Subpart E 15.407	EQUIPMENT COMPLIES

MiCOM Labs, Inc. tested the equipment mentioned in accordance with the requirements set forth in the above standards. Test results indicate that the equipment tested is capable of demonstrating compliance with the requirements as documented within this report.

**Notes:**

1. This document reports conditions under which testing was conducted and the results of testing performed.
2. Details of test methods used have been recorded and kept on file by the laboratory.
3. Test results apply only to the item(s) tested.

**Approved & Released for MiCOM Labs, Inc. by:**



\_\_\_\_\_  
Graeme Grieve  
Quality Manager MiCOM Labs, Inc.

\_\_\_\_\_  
Gordon Hurst  
President & CEO MiCOM Labs, Inc.

This test report may be reproduced in full only. The document may only be updated by MiCOM Labs personnel. All changes will be noted in the Document History section of the report.





**Title:** Aruba Networks APIN0334, APIN0335  
**To:** FCC CFR 47 Part 15.407, IC RSS-247 (DFS Bands)  
**Serial #:** ARUB196-U10\_Master Rev A  
**Issue Date:** 17<sup>th</sup> June 2016  
**Page:** 9 of 25

## 4. REFERENCES AND MEASUREMENT UNCERTAINTY

### 4.1. Normative References

REF.	PUBLICATION	YEAR	TITLE
I	KDB 662911	Oct 31 2013	Guidance for measurement of output emission of devices that employ single transmitter with multiple outputs or systems with multiple transmitters operating simultaneously in the same frequency band
II	KDB 905462 D07 v01	10th June 2015	Test guidance to demonstrate compliance for U-NII devices subject to DFS requirements.
III	KDB 926956 D01 v01r05	7th January 2016	U-NII Device Transition Plan
IV	KDB 789033 D02 v01r02	8th April 2016	General UNII Test Procedures New Rules V01
V	A2LA	June 2015	R105 - Requirement's When Making Reference to A2LA Accreditation Status
VI	ANSI C63.10	2013	American National Standard for Testing Unlicensed Wireless Devices
VII	ANSI C63.4	2014	American National Standards for Methods of Measurement of Radio-Noise Emissions from Low-Voltage Electrical and Electronic Equipment in the Range of 9 kHz to 40 GHz
VIII	CISPR 22	2008	Information technology equipment - Radio disturbance characteristics - Limits and methods of measurement
IX	ETSI TR 100 028	2001-12	Parts 1 and 2 Electromagnetic compatibility and Radio Spectrum Matters (ERM); Uncertainties in the measurement of mobile radio equipment characteristics
X	FCC 06-96	Jun 3 2006	Memorandum Opinion and Order
XI	FCC 47 CFR Part 15.407	2014	Radio Frequency Devices; Subpart E –Unlicensed National Information Infrastructure Devices
XII	ICES-003	Issue 6 2016	Spectrum Management and Telecommunications; Interference-Causing Equipment Standard. Information Technology Equipment (ITE) – Limits and methods of measurement.
XIII	M 3003	Edition 3 Nov. 2012	Expression of Uncertainty and Confidence in Measurements
XIV	RSS-247 Issue 1	May 2015	Digital Transmission Systems (DTSS), Frequency Hopping System (FHSs) and Licence-Exempt Local Area Network (LE-LEN) Devices
XV	RSS-Gen Issue 4	November 2014	General Requirements and Information for the Certification of Radiocommunication Equipment
XVI	KDB 644545 D03 v01	August 14th 2014	Guidance for IEEE 802.11ac New Rules
XVII	FCC 47 CFR Part 2.1033	2014	FCC requirements and rules regarding photographs and test setup diagrams.

This test report may be reproduced in full only. The document may only be updated by MiCOM Labs personnel. All changes will be noted in the Document History section of the report.



**Title:** Aruba Networks APIN0334, APIN0335  
**To:** FCC CFR 47 Part 15.407, IC RSS-247 (DFS Bands)  
**Serial #:** ARUB196-U10\_Master Rev A  
**Issue Date:** 17<sup>th</sup> June 2016  
**Page:** 10 of 25

---

#### **4.2. Test and Uncertainty Procedure**

Conducted and radiated emission measurements were conducted in accordance with American National Standards Institute ANSI C63.4, listed in the Normative References section of this report.

Measurement uncertainty figures are calculated in accordance with ETSI TR 100 028 Parts 1 and 2.

Measurement uncertainties stated are based on a standard uncertainty multiplied by a coverage factor  $k = 2$ , providing a level of confidence of approximately 95 % in accordance with UKAS document M 3003 listed in the Normative References section of this report.

---

This test report may be reproduced in full only. The document may only be updated by MiCOM Labs personnel. All changes will be noted in the Document History section of the report.



**Title:** Aruba Networks APIN0334, APIN0335  
**To:** FCC CFR 47 Part 15.407, IC RSS-247 (DFS Bands)  
**Serial #:** ARUB196-U10\_Master Rev A  
**Issue Date:** 17<sup>th</sup> June 2016  
**Page:** 11 of 25

## 5. PRODUCT DETAILS AND TEST CONFIGURATIONS

### 5.1. Technical Details

Details	Description
Purpose:	Test of the Aruba Networks, Inc APIN0334, APIN0335 to FCC CFR 47 Part 15 Subpart E 15.407 and IC RSS-247.
Applicant:	Aruba Networks, Inc 1344 Crossman Ave. Sunnyvale California 94089 USA
Manufacturer:	As Applicant
Laboratory performing the tests:	MiCOM Labs, Inc. 575 Boulder Court, Pleasanton California 94566 USA
Test report reference number:	ARUB196-U10
Date EUT received:	14 <sup>th</sup> January 2016
Standard(s) applied:	FCC CFR 47 Part 15 Subpart E 15.407
Dates of test (from - to):	26 <sup>th</sup> January – 20 <sup>th</sup> May 2016
No of Units Tested:	4
Type of Equipment:	802.11a/b/g/n/ac Wireless Access Point
Product Family Name:	Glenfarclas
Model(s):	APIN0334, APIN0335
Location for use:	Indoor
Declared Frequency Range(s):	5250 - 5350MHz; 5470 - 5725 MHz;
Type of Modulation:	OFDM
EUT Modes of Operation:	Bandwidth: 20, 40, 80, 80+80, 160 MHz
Modulation:	OFDM
Transmit/Receive Operation:	Transceiver - Half Duplex
Rated Input Voltage and Current:	DC: 12Vdc, 1.5 A POE (not sold with unit): 55Vdc, 1A
Operating Temperature Range:	Declared Range 0°C to 40°C
ITU Emission Designator:	802.11a: 16M8D1D 802.11n HT-20: 18M1D1D 802.11n HT-40: 36M9D1D 802.11ac-80: 76M2D1D 802.11ac-80+80: 161M6D1D 802.11ac-160: 161M6D1D
Equipment Dimensions:	APIN0334: 225mm (W) x 224mm (D) x 52mm (H) /8.9" (W) x 8.9" (D) x 2.0" (H) APIN0335: 225mm (W) x 224mm (D) x 52mm (H) /8.9" (W) x 8.9" (D) x 2.0" (H)
Weight:	APIN0334: 1.146 kg APIN0335: 1.160 kg
Hardware Rev:	2
Software Rev:	QSPR Version 5.0.0 RF Test Image used with QSPR: boarddata_1_dquan_2G_GF_12082015.bin DFS Testing: APIN0334: 6.5.0.0 Build 55049
Primary function of equipment:	Transmission of voice and/or data

This test report may be reproduced in full only. The document may only be updated by MiCOM Labs personnel. All changes will be noted in the Document History section of the report.

## 5.2. Scope Of Test Program

### Aruba Networks, Inc APIN0334 & APIN0335

The scope of the test program was to test the Aruba Networks, Inc APIN0334 & APIN0335 configurations in the frequency ranges 5250 - 5350 and 5470 - 5725 MHz; for compliance against the following specification(s):

#### **FCC CFR 47 Part 15 Subpart E 15.407**

Radio Frequency Devices; Subpart E –Unlicensed National Information Infrastructure Devices

#### **Industry Canada RSS-247 (Issue 1)**

Digital Transmission Systems (DTSS), Frequency Hopping System (FHSs) and Licence-Exempt Local Area Network (LE-LEN) Devices

#### **Product Family**

APIN0334 : External Antennas (see Section 5.4 Antenna Details for antenna and beam-forming gains)

APIN0335 : Integral Antenna (see Section 5.4 Antenna Details for integral antenna gain)

### Aruba Networks, Inc. APIN0334 External Antenna



Aruba Networks, Inc. APIN0335 Integral Antenna

---

This test report may be reproduced in full only. The document may only be updated by MiCOM Labs personnel. All changes will be noted in the Document History section of the report.





**Aruba Networks, Inc APIN0334 & APIN0335 (rear)**



---

This test report may be reproduced in full only. The document may only be updated by MiCOM Labs personnel. All changes will be noted in the Document History section of the report.



**Title:** Aruba Networks APIN0334, APIN0335  
**To:** FCC CFR 47 Part 15.407, IC RSS-247 (DFS Bands)  
**Serial #:** ARUB196-U10\_Master Rev A  
**Issue Date:** 17<sup>th</sup> June 2016  
**Page:** 15 of 25

### 5.3. Equipment Model(s) and Serial Number(s)

Type	Description	Manufacturer	Model	Serial no.	Delivery Date
EUT	802.11a/n/ac WLAN Access Point – Conducted	Aruba Networks	APIN0334	DT0000446	21 <sup>st</sup> January 2016
EUT	802.11a/n/ac WLAN Access Point – Radiated	Aruba Networks	APIN0335	DT0000153	14 <sup>th</sup> January 2016
EUT	802.11a/n/ac WLAN Access Point – Radiated	Aruba Networks	APIN0335	DT0000259	14 <sup>th</sup> January 2016
EUT	802.11a/n/ac WLAN Access Point – Conducted and DFS	Aruba Networks	APIN0334	DT0000470	6 <sup>th</sup> April 2016

### 5.4. Antenna Details

Type	Manufacturer	Model	Family	Gain (dBi)	BF Gain	Dir BW	X-Pol	Frequency Band (MHz)
integral	Aruba Networks	Metal Sheet	OMNI	2.1	5.1	360	-	5250 – 5350 5470 - 5725
external	Aruba Networks	AP-ANT-1W	OMNI	5.8	6.0	360	-	5250 – 5350 5470 - 5725
external	Aruba Networks	AP-ANT-13B	Downtilt OMNI	3.3	6.0	360	-	5250 – 5350 5470 - 5725
external	Aruba Networks	AP-ANT-19	OMNI	6.0	6.0	360	-	5250 – 5350 5470 - 5725
external	Aruba Networks	AP-ANT-20W	OMNI	2.0	6.0	360	-	5250 – 5350 5470 - 5725
external	Aruba Networks	AP-ANT-40	Downtilt OMNI	4.7	3.0	360	-	5250 – 5350 5470 - 5725
external	Aruba Networks	AP-ANT-45	Multipolarized	5.0	3.0	360	Y	5250 – 5350 5470 - 5725
external	Aruba Networks	AP-ANT-48	Multipolarized	8.5	3.0	360	Y	5250 – 5350 5470 - 5725

BF Gain - Beamforming Gain  
Dir BW - Directional BeamWidth  
X-Pol - Cross Polarization

This test report may be reproduced in full only. The document may only be updated by MiCOM Labs personnel. All changes will be noted in the Document History section of the report.





**Title:** Aruba Networks APIN0334, APIN0335  
**To:** FCC CFR 47 Part 15.407, IC RSS-247 (DFS Bands)  
**Serial #:** ARUB196-U10\_Master Rev A  
**Issue Date:** 17<sup>th</sup> June 2016  
**Page:** 16 of 25

## 5.5. Cabling and I/O Ports

Port Type	Max Cable Length	# Of Ports	Screened	Conn Type	Data Type
Ethernet	100m	2	N	RJ-45	Packet Data
RS232	3m	1	N	RJ-45	Digital
USB	5m	1	Y	USB	Digital
dc Jack	2m	1	N	Jack	Power

## 5.6. Test Configurations

Results for the following configurations are provided in this report:

Operational Mode(s) (802.11a/b/g/n/ac)	Data Rate with Highest Power MBit/s	Channel Frequency (MHz)		
		Low	Mid	High
<b>5250 - 5350 MHz</b>				
802.11a	6	5,260.00	5,300.00	5,320.00
802.11ac-80	29.3	--	--	5,290.00
802.11n HT-20	6.5	5,260.00	5,300.00	5,320.00
802.11n HT-40	13.5	5,270.00	--	5,310.00
<b>5470 - 5725 MHz</b>				
802.11a	6	5,500.00	5,580.00	5,720.00
802.11ac-80	29.3	5,530.00	5,610.00	5,690.00
802.11n HT-20	6.5	5,500.00	5,580.00	5,720.00
802.11n HT-40	13.5	5,510.00	5,550.00	5,710.00

This test report may be reproduced in full only. The document may only be updated by MiCOM Labs personnel. All changes will be noted in the Document History section of the report.



**Title:** Aruba Networks APIN0334, APIN0335  
**To:** FCC CFR 47 Part 15.407, IC RSS-247 (DFS Bands)  
**Serial #:** ARUB196-U10\_Master Rev A  
**Issue Date:** 17<sup>th</sup> June 2016  
**Page:** 17 of 25

---

### **5.7. Equipment Modifications**

The following modifications were required to bring the equipment into compliance:

1. Software update from build 54293 to build 54486 was performed to comply with Probability Detection tests, all tests were spot checked after the update.
2. Software update from build 54486 to 55049 was performed to account for detection failures in ac-160 operation mode.

NOTE: All previous modes were spot checked with the final build 55049.

### **5.8. Deviations from the Test Standard**

The following deviations from the test standard were required in order to complete the test program:

1. NONE

---

This test report may be reproduced in full only. The document may only be updated by MiCOM Labs personnel. All changes will be noted in the Document History section of the report.



**Title:** Aruba Networks APIN0334, APIN0335  
**To:** FCC CFR 47 Part 15.407, IC RSS-247 (DFS Bands)  
**Serial #:** ARUB196-U10\_Master Rev A  
**Issue Date:** 17<sup>th</sup> June 2016  
**Page:** 18 of 25

## 6. TEST SUMMARY

### List of Measurements

Test Header	Result	Comments
<b>Conducted Testing</b>	See Report ARUB196-U10_Conducted Addendum	
(a) Peak Transmit Power	Complies	
(a) 26 dB & 99% Bandwidth	Complies	
(a)(5) Power Spectral Density	Complies	
<b>Radiated Testing</b>	See Report ARUB196-U10_Radiated Addendum	
(b)(2) Radiated Spurious & Band-Edge Emissions	Complies	
Aruba Networks AP-ANT-13B	Complies	
Aruba Networks AP-ANT-19	Complies	
Aruba Networks AP-ANT-1W	Complies	
Aruba Networks AP-ANT-20W	Complies	
Aruba Networks AP-ANT-40	Complies	
Aruba Networks AP-ANT-45	Complies	
Aruba Networks AP-ANT-48	Complies	
Aruba Networks Metal Sheet	Complies	
<b>DFS Testing</b>	See Report ARUB196-U10_DFS Addendum	
(h)(2) Dynamic Frequency Selection (DFS)	Complies	
(ii) Channel Availability Check	Complies	
(a) Initial CAC	Complies	
(b) Beginning CAC	Complies	
(c) End CAC	Complies	
(iii) Channel Close / Transmission Time	Complies	
(iv) Non-Occupancy Period	Complies	
Probability of Detection	Complies	
Detection Bandwidth	Complies	
<b>Digital Emissions</b>		See Report ARUB196-U26 Part 15B
15.209 Digital Emissions	Complies	
<b>AC Wireline Emissions</b>		See Report ARUB196-U26 Part 15B
15.207 AC Wireline Emissions	Complies	

This test report may be reproduced in full only. The document may only be updated by MiCOM Labs personnel. All changes will be noted in the Document History section of the report.


## **7. TEST EQUIPMENT CONFIGURATION(S)**

### **7.1. Conducted**

Conducted RF Emission Test Set-up(s)

The following tests were performed using the conducted test set-up shown in the diagram below;

1. Peak Transmit Power
2. 26 dB & 99% Bandwidth
3. Power Spectral Density



A full system calibration was performed on the test station and any resulting system losses (or gains) were taken into account in the production of all final measurement data.



**Title:** Aruba Networks APIN0334, APIN0335  
**To:** FCC CFR 47 Part 15.407, IC RSS-247 (DFS Bands)  
**Serial #:** ARUB196-U10\_Master Rev A  
**Issue Date:** 17<sup>th</sup> June 2016  
**Page:** 20 of 25

Asset#	Description	Manufacturer	Model#	Serial#	Calibration Due Date
158	Barometer/Thermometer	Control Company	4196	E2846	01 Dec 2016
287	Rohde & Schwarz 40 GHz Receiver	Rhode & Schwarz	ESIB40	100201	27 Aug 2016
376	USB 10MHz - 18GHz Average Power Sensor	Agilent	U2000A	MY51440005	23 Oct 2016
381	4x4 RF Switch Box	MiCOM Labs	MiTest RF Switch Box	MIC002	18 Jun 2016
419	Laptop with Labview Software	Lenova	W520	TS02	Not Required
420	USB to GPIB Interface	National Instruments	GPIB-USB HS	1346738	Not Required
435	USB Wideband Power Sensor	Boonton	55006	8730	31 Jul 2016
440	USB Wideband Power Sensor	Boonton	55006	9178	25 Sep 2016
441	USB Wideband Power Sensor	Boonton	55006	9179	25 Sep 2016
442	USB Wideband Power Sensor	Boonton	55006	9181	25 Sep 2016
460	Dell Computer	Dell	Optiplex330	BC944G1	Not Required
RF#2 GPIB#1	GPIB cable to Power Supply	HP	GPIB	None	Not Required
RF#2 SMA#1	EUT to Mitest box port 1	Flexco	SMA Cable port1	None	18 Jun 2016
RF#2 SMA#2	EUT to Mitest box port 2	Flexco	SMA Cable port2	None	18 Jun 2016
RF#2 SMA#3	EUT to Mitest box port 3	Flexco	SMA Cable port3	None	18 Jun 2016
RF#2 SMA#4	EUT to Mitest box port 4	Flexco	SMA Cable port4	None	18 Jun 2016
RF#2 SMA#SA	Mitest box to SA	Flexco	SMA Cable SA	None	18 Jun 2016
RF#2 USB#1	USB Cable to Mitest Box	Dynex	USB Cable	None	Not Required

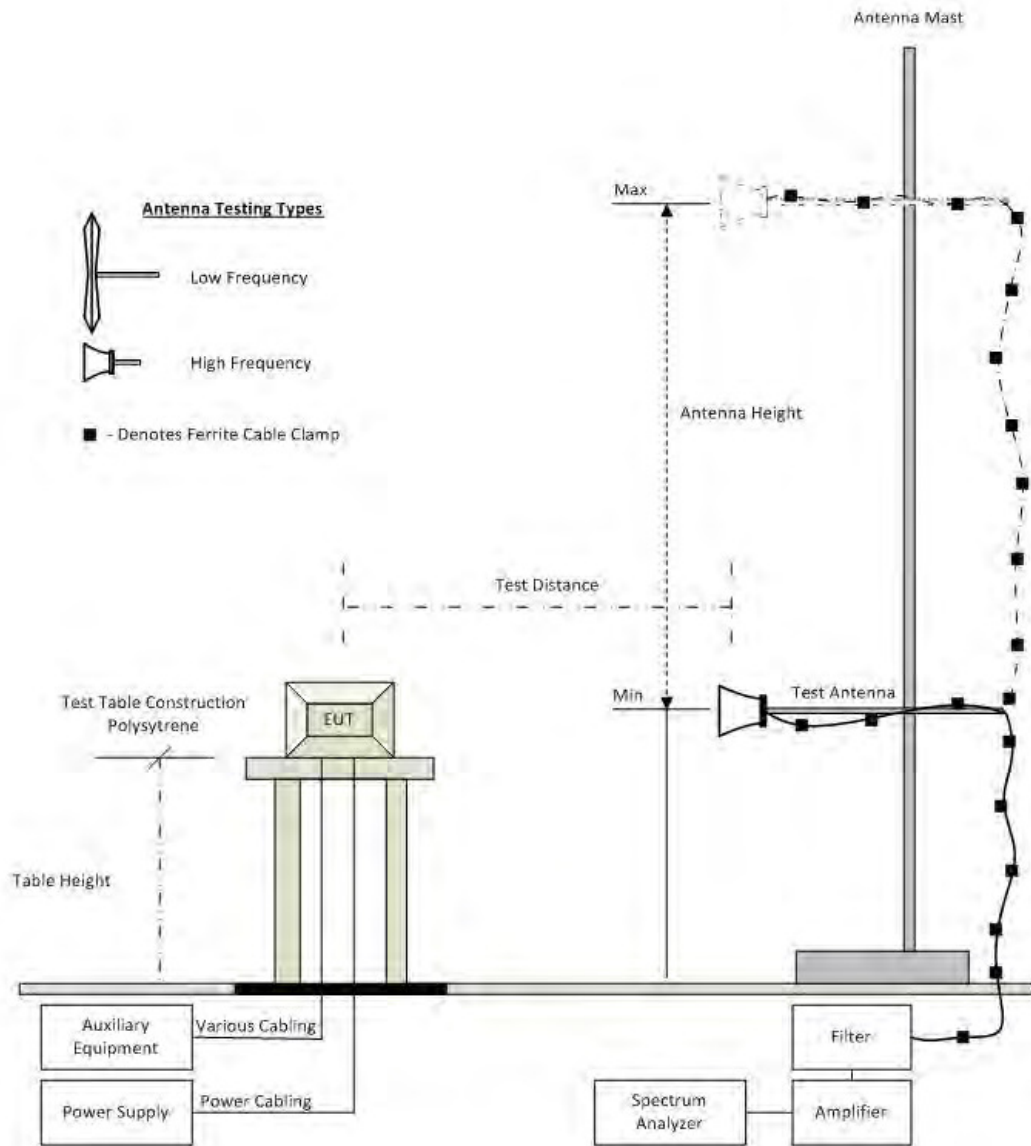
This test report may be reproduced in full only. The document may only be updated by MiCOM Labs personnel. All changes will be noted in the Document History section of the report.

## 7.2. Radiated Emissions

The following tests were performed using the radiated test set-up shown in the diagram below.

1. Radiated Spurious and Band-Edge Emissions
2. Radiated Digital Emissions (0.03 – 1 GHz)

### Radiated Emission Measurement Setup Pictorial Representation



**Radiated Emission Test Setup**

This test report may be reproduced in full only. The document may only be updated by MiCOM Labs personnel. All changes will be noted in the Document History section of the report.



**Title:** Aruba Networks APIN0334, APIN0335  
**To:** FCC CFR 47 Part 15.407, IC RSS-247 (DFS Bands)  
**Serial #:** ARUB196-U10\_Master Rev A  
**Issue Date:** 17<sup>th</sup> June 2016  
**Page:** 22 of 25

Asset#	Description	Manufacturer	Model#	Serial#	Calibration Due Date
158	Barometer/Thermometer	Control Company	4196	E2846	01 Dec 2016
170	Video System Controller for Semi Anechoic Chamber	Panasonic	WV-CY101	04R08507	Not Required
287	Rohde & Schwarz 40 GHz Receiver	Rhode & Schwarz	ESIB40	100201	27 Aug 2016
338	Sunol 30 to 3000 MHz Antenna	Sunol	JB3	A052907	15 Aug 2016
396	2.4 GHz Notch Filter	Microtronics	BRM50701	001	18 Aug 2016
397	Amp 10 - 2500MHz	MiCOM Labs	Amp 10 - 2500 MHz	NA	24 Feb 2016
399	ETS 1-18 GHz Horn Antenna	ETS	3117	00154575	18 <sup>th</sup> Oct 2016
406	Amplifier for Radiated Emissions	MiCOM Labs	40dB 1 to 18GHz Amp	0406	28 May 2016
410	Desktop Computer	Dell	Inspiron 620	WS38	Not Required
411	Mast/Turntable Controller	Sunol Sciences	SC98V	060199-1D	Not Required
412	USB to GPIB Interface	National Instruments	GPIB-USB HS	11B8DC2	Not Required
413	Mast Controller	Sunol Science	TWR95-4	030801-3	Not Required
415	Turntable Controller	Sunol Sciences	Turntable Controller	None	Not Required
447	Rad Emissions Test Software	MiCOM	Rad Emissions Test Software Version 1.0.73	447	Not Required
462	Schwarzbeck cable from Antenna to Amplifier.	Schwarzbeck	AK 9513	462	25 Feb 2016
463	Schwarzbeck cable from Amplifier to Bulkhead.	Schwarzbeck	AK 9513	463	25 Feb 2016
464	Schwarzbeck cable from Bulkhead to Receiver	Schwarzbeck	AK 9513	464	25 Feb 2016
465	Low Pass Filter DC-1000 MHz	Mini-Circuits	NLP-1200+	VUU01901402	18 Aug 2016
480	Cable - Bulkhead to Amp	SRC Haverhill	157-157-3050360	480	11 Aug 2016
481	Cable - Bulkhead to Receiver	SRC Haverhill	151-151-3050787	481	11 Aug 2016
482	Cable - Amp to Antenna	SRC Haverhill	157-157-3051574	482	11 Aug 2016

This test report may be reproduced in full only. The document may only be updated by MiCOM Labs personnel. All changes will be noted in the Document History section of the report.

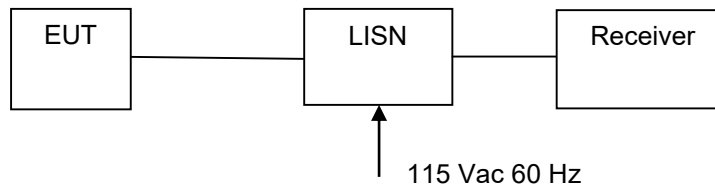


### 7.3. ac Wireline Emission

The following tests were performed using the conducted test set-up shown in the diagram below.

1. AC Wireline Conducted Emissions

#### Conducted Test Set-Up Pictorial Representation



Measurement set up for ac Wireline Conducted Emissions Test

Asset#	Description	Manufacturer	Model#	Serial#	Calibration Due Date
158	Barometer/Thermometer	Control Company	4196	E2846	04 Dec 2016
184	Pulse Limiter	Rhode & Schwarz	ESH3Z2	357.8810.52	07 Jan 2016
190	LISN (two-line V-network)	Rhode & Schwarz	ESH3Z5	836679/006	29 Oct 2016
193	Receiver 20 Hz to 7 GHz	Rhode & Schwarz	ESI 7	838496/007	14 Jan 2016
287	Rohde & Schwarz 40 GHz Receiver	Rhode & Schwarz	ESIB40	100201	27 Aug 2016
307	BNC-CABLE	Megaphase	1689 1GVT4	15F50B002	07 Jan 2016
316	Dell desktop computer workstation with Vasona	Dell	Desktop	WS04	Not Required
372	AC Variable PS	California Instruments	1251P	L06951	Cal when used
378	Rohde & Schwarz 40 GHz Receiver with Generator	Rhode & Schwarz	ESIB40	100107/040	04 Aug 2016
388	LISN (3 Phase) 9kHz - 30MHz	Rohde & Schwarz	ESH2-Z5	892107/022	30 Oct 2016
ADAPT SMA#1	SMA Cable	Megaphase	SMA Cable #1	None	Cal when used

This test report may be reproduced in full only. The document may only be updated by MiCOM Labs personnel. All changes will be noted in the Document History section of the report.



**Title:** Aruba Networks APIN0334, APIN0335  
**To:** FCC CFR 47 Part 15.407, IC RSS-247 (DFS Bands)  
**Serial #:** ARUB196-U10\_Master Rev A  
**Issue Date:** 17<sup>th</sup> June 2016  
**Page:** 24 of 25

## 8. MEASUREMENT AND PRESENTATION OF TEST DATA

The measurement and graphical data presented in this test report was generated automatically using state-of-the-art technology creating an easy to read report structure. Numerical measurement data is separated from supporting graphical data (plots) through hyperlinks. Numerical measurement data can be reviewed without scrolling through numerous graphical pages to arrive at the next data matrix.

Plots have been relegated into the Appendix 'Graphical Data'.

Test and report automation was performed by [MiTest](#). [MiTest](#) is an automated test system developed by MiCOM Labs. [MiTest](#) is the first cloud based modular test system enabling end-to-end automation of regulatory compliance testing for conducted RF testing.



The MiCOM Labs "[MiTest](#)" Automated Test System" (Patent Pending)

This test report may be reproduced in full only. The document may only be updated by MiCOM Labs personnel. All changes will be noted in the Document History section of the report.



575 Boulder Court  
Pleasanton, California 94566, USA  
Tel: +1 (925) 462 0304  
Fax: +1 (925) 462 0306  
[www.micomlabs.com](http://www.micomlabs.com)