

Product	ACCESS POINT- Directional Antenna (AP-ANT-48)	Temperature	26°C
Test Engineer	Kevin Ker	Relative Humidity	56%
Test Site	AC1	Test Date	2017/09/02
Test Mode:	802.11n-HT20 - Ant 0 + 1 (CDD Mode)	Test Channel:	06
Remark:	1. Average measurement was not performed if peak level lower than average limit. So the margin was calculated using the average limit for emissions fall within the restricted bands. 2. Other frequency was 20dB below limit line within 1-18GHz, there is not show in the report.		

Mark	Frequency (MHz)	Reading Level (dBμV)	Factor (dB)	Measure Level (dBμV/m)	Limit (dBμV/m)	Margin (dB)	Detector	Polarization
	7494.0	30.5	12.8	43.3	54.0	-10.7	Peak	Horizontal
	8369.5	32.1	12.1	44.2	54.0	-9.8	Peak	Horizontal
*	9942.0	30.0	15.3	45.3	89.6	-44.3	Peak	Horizontal
*	12959.5	27.2	19.7	46.9	89.6	-42.7	Peak	Horizontal
	7494.0	30.5	12.8	43.3	54.0	-10.7	Peak	Vertical
	8199.5	31.3	12.0	43.3	54.0	-10.7	Peak	Vertical
*	9891.0	29.8	15.5	45.3	89.6	-44.3	Peak	Vertical
*	12976.5	27.8	19.8	47.6	89.6	-42.0	Peak	Vertical

Note 1: "*" is not in restricted band, its limit is 30dBc of the fundamental emission level (119.6dBμV/m) or 15.209 which is higher.

Note 2: Measure Level (dBμV/m) = Reading Level (dBμV) + Factor (dB)

Factor (dB) = Cable Loss (dB) + Antenna Factor (dB/m) - Pre_Amplifier Gain (dB)

Product	ACCESS POINT- Directional Antenna (AP-ANT-48)	Temperature	26°C
Test Engineer	Kevin Ker	Relative Humidity	56%
Test Site	AC1	Test Date	2017/09/02
Test Mode:	802.11n-HT20 - Ant 0 + 1 (CDD Mode)	Test Channel:	11
Remark:	1. Average measurement was not performed if peak level lower than average limit. So the margin was calculated using the average limit for emissions fall within the restricted bands. 2. Other frequency was 20dB below limit line within 1-18GHz, there is not show in the report.		

Mark	Frequency (MHz)	Reading Level (dBμV)	Factor (dB)	Measure Level (dBμV/m)	Limit (dBμV/m)	Margin (dB)	Detector	Polarization
	7366.5	31.2	12.5	43.7	54.0	-10.3	Peak	Horizontal
	8378.0	31.1	12.1	43.2	54.0	-10.8	Peak	Horizontal
*	9993.0	29.7	15.4	45.1	88.9	-43.8	Peak	Horizontal
*	12976.5	27.8	19.8	47.6	88.9	-41.3	Peak	Horizontal
	7366.5	31.2	12.5	43.7	54.0	-10.3	Peak	Vertical
	8242.0	29.9	11.9	41.8	54.0	-12.2	Peak	Vertical
*	9789.0	30.9	15.0	45.9	88.9	-43.0	Peak	Vertical
*	12849.0	27.1	19.2	46.3	88.9	-42.6	Peak	Vertical

Note 1: "*" is not in restricted band, its limit is 30dBc of the fundamental emission level (118.9dBμV/m) or 15.209 which is higher.

Note 2: Measure Level (dBμV/m) = Reading Level (dBμV) + Factor (dB)

Factor (dB) = Cable Loss (dB) + Antenna Factor (dB/m) - Pre_Amplifier Gain (dB)

Product	ACCESS POINT- Directional Antenna (AP-ANT-48)	Temperature	26°C
Test Engineer	Kevin Ker	Relative Humidity	56%
Test Site	AC1	Test Date	2017/09/02
Test Mode:	802.11n-HT40 - Ant 0 + 1 (CDD Mode)	Test Channel:	03
Remark:	<ol style="list-style-type: none"> 1. Average measurement was not performed if peak level lower than average limit. So the margin was calculated using the average limit for emissions fall within the restricted bands. 2. Other frequency was 20dB below limit line within 1-18GHz, there is not show in the report. 		

Mark	Frequency (MHz)	Reading Level (dBμV)	Factor (dB)	Measure Level (dBμV/m)	Limit (dBμV/m)	Margin (dB)	Detector	Polarization
	7621.5	30.9	12.6	43.5	54.0	-10.5	Peak	Horizontal
	8293.0	31.3	11.9	43.2	54.0	-10.8	Peak	Horizontal
*	9916.5	28.9	15.3	44.2	84.4	-40.2	Peak	Horizontal
*	12849.0	27.1	19.2	46.3	84.4	-38.1	Peak	Horizontal
	7621.5	30.9	12.6	43.5	54.0	-10.5	Peak	Vertical
	8114.5	31.7	12.2	43.9	54.0	-10.1	Peak	Vertical
*	10103.5	30.3	15.7	46.0	84.4	-38.4	Peak	Vertical
*	12764.0	28.0	19.0	47.0	84.4	-37.4	Peak	Vertical

Note 1: "*" is not in restricted band, its limit is 30dBc of the fundamental emission level (114.4dBμV/m) or 15.209 which is higher.

Note 2: Measure Level (dBμV/m) = Reading Level (dBμV) + Factor (dB)

Factor (dB) = Cable Loss (dB) + Antenna Factor (dB/m) - Pre_Amplifier Gain (dB)

Product	ACCESS POINT- Directional Antenna (AP-ANT-48)	Temperature	26°C
Test Engineer	Kevin Ker	Relative Humidity	56%
Test Site	AC1	Test Date	2017/09/02
Test Mode:	802.11n-HT40 - Ant 0 + 1 (CDD Mode)	Test Channel:	06
Remark:	1. Average measurement was not performed if peak level lower than average limit. So the margin was calculated using the average limit for emissions fall within the restricted bands. 2. Other frequency was 20dB below limit line within 1-18GHz, there is not show in the report.		

Mark	Frequency (MHz)	Reading Level (dB μ V)	Factor (dB)	Measure Level (dB μ V/m)	Limit (dB μ V/m)	Margin (dB)	Detector	Polarization
	7519.5	30.2	12.8	43.0	54.0	-11.0	Peak	Horizontal
	8369.5	31.6	12.1	43.7	54.0	-10.3	Peak	Horizontal
*	10129.0	30.6	15.9	46.5	85.5	-39.0	Peak	Horizontal
*	12891.5	25.1	19.4	44.5	85.5	-41.0	Peak	Horizontal
	7358.0	30.2	12.4	42.6	54.0	-11.4	Peak	Vertical
	8276.0	29.1	11.9	41.0	54.0	-13.0	Peak	Vertical
*	9857.0	29.9	16.2	46.1	85.5	-39.4	Peak	Vertical
*	12891.5	25.1	19.4	44.5	85.5	-41.0	Peak	Vertical

Note 1: "*" is not in restricted band, its limit is 30dBc of the fundamental emission level (115.5dB μ V/m) or 15.209 which is higher.

Note 2: Measure Level (dB μ V/m) = Reading Level (dB μ V) + Factor (dB)

Factor (dB) = Cable Loss (dB) + Antenna Factor (dB/m) - Pre_Amplifier Gain (dB)

Product	ACCESS POINT- Directional Antenna (AP-ANT-48)	Temperature	26°C
Test Engineer	Kevin Ker	Relative Humidity	56%
Test Site	AC1	Test Date	2017/09/02
Test Mode:	802.11n-HT40 - Ant 0 + 1 (CDD Mode)	Test Channel:	09
Remark:	<ol style="list-style-type: none"> 1. Average measurement was not performed if peak level lower than average limit. So the margin was calculated using the average limit for emissions fall within the restricted bands. 2. Other frequency was 20dB below limit line within 1-18GHz, there is not show in the report. 		

Mark	Frequency (MHz)	Reading Level (dB μ V)	Factor (dB)	Measure Level (dB μ V/m)	Limit (dB μ V/m)	Margin (dB)	Detector	Polarization
	7358.0	30.2	12.4	42.6	54.0	-11.4	Peak	Horizontal
	8106.0	31.8	12.3	44.1	54.0	-9.9	Peak	Horizontal
*	10146.0	30.8	16.0	46.8	86.9	-40.1	Peak	Horizontal
*	12781.0	25.0	19.0	44.0	86.9	-42.9	Peak	Horizontal
	7332.5	28.9	12.4	41.3	54.0	-12.7	Peak	Vertical
	8352.5	31.1	12.0	43.1	54.0	-10.9	Peak	Vertical
*	9984.5	30.6	15.4	46.0	86.9	-40.9	Peak	Vertical
*	12781.0	25.0	19.0	44.0	86.9	-42.9	Peak	Vertical

Note 1: "*" is not in restricted band, its limit is 30dBc of the fundamental emission level (116.9dB μ V/m) or 15.209 which is higher.

Note 2: Measure Level (dB μ V/m) = Reading Level (dB μ V) + Factor (dB)

Factor (dB) = Cable Loss (dB) + Antenna Factor (dB/m) - Pre_Amplifier Gain (dB)

Product	ACCESS POINT- Directional Antenna (AP-ANT-48)	Temperature	26°C
Test Engineer	Kevin Ker	Relative Humidity	56%
Test Site	AC1	Test Date	2017/09/02
Test Mode:	802.11n-HT20 - Ant 0 + 1 (Beam-Forming Mode)	Test Channel:	01
Remark:	<ol style="list-style-type: none"> Average measurement was not performed if peak level lower than average limit. So the margin was calculated using the average limit for emissions fall within the restricted bands. Other frequency was 20dB below limit line within 1-18GHz, there is not show in the report. 		

Mark	Frequency (MHz)	Reading Level (dBμV)	Factor (dB)	Measure Level (dBμV/m)	Limit (dBμV/m)	Margin (dB)	Detector	Polarization
	7545.0	31.0	12.8	43.8	54.0	-10.2	Peak	Horizontal
	8301.5	30.8	11.9	42.7	54.0	-11.3	Peak	Horizontal
*	10180.0	31.0	16.1	47.1	87.6	-40.5	Peak	Horizontal
*	12891.5	29.5	19.4	48.9	87.6	-38.7	Peak	Horizontal
	7383.5	32.4	12.5	44.9	54.0	-9.1	Peak	Vertical
	8157.0	31.2	12.1	43.3	54.0	-10.7	Peak	Vertical
*	9891.0	30.7	15.5	46.2	87.6	-41.4	Peak	Vertical
*	12891.5	29.5	19.4	48.9	87.6	-38.7	Peak	Vertical

Note 1: "*" is not in restricted band, its limit is 30dBc of the fundamental emission level (117.6dBμV/m) or 15.209 which is higher.

Note 2: Measure Level (dBμV/m) = Reading Level (dBμV) + Factor (dB)

Factor (dB) = Cable Loss (dB) + Antenna Factor (dB/m) - Pre_Amplifier Gain (dB)

Product	ACCESS POINT- Directional Antenna (AP-ANT-48)	Temperature	26°C
Test Engineer	Kevin Ker	Relative Humidity	56%
Test Site	AC1	Test Date	2017/09/02
Test Mode:	802.11n-HT20 - Ant 0 + 1 (Beam-Forming Mode)	Test Channel:	06
Remark:	<p>1. Average measurement was not performed if peak level lower than average limit. So the margin was calculated using the average limit for emissions fall within the restricted bands.</p> <p>2. Other frequency was 20dB below limit line within 1-18GHz, there is not show in the report.</p>		

Mark	Frequency (MHz)	Reading Level (dBμV)	Factor (dB)	Measure Level (dBμV/m)	Limit (dBμV/m)	Margin (dB)	Detector	Polarization
	7383.5	32.4	12.5	44.9	54.0	-9.1	Peak	Horizontal
	8199.5	30.2	12.0	42.2	54.0	-11.8	Peak	Horizontal
*	10188.5	30.7	16.2	46.9	88.5	-41.6	Peak	Horizontal
*	13070.0	28.5	20.0	48.5	88.5	-40.0	Peak	Horizontal
	7332.5	31.6	12.4	44.0	54.0	-10.0	Peak	Vertical
	8310.0	30.1	11.9	42.0	54.0	-12.0	Peak	Vertical
*	10120.5	28.8	15.8	44.6	88.5	-43.9	Peak	Vertical
*	13070.0	28.5	20.0	48.5	88.5	-40.0	Peak	Vertical

Note 1: "*" is not in restricted band, its limit is 30dBc of the fundamental emission level (118.5dBμV/m) or 15.209 which is higher.

Note 2: Measure Level (dBμV/m) = Reading Level (dBμV) + Factor (dB)

Factor (dB) = Cable Loss (dB) + Antenna Factor (dB/m) - Pre_Amplifier Gain (dB)

Product	ACCESS POINT- Directional Antenna (AP-ANT-48)	Temperature	26°C
Test Engineer	Kevin Ker	Relative Humidity	56%
Test Site	AC1	Test Date	2017/09/02
Test Mode:	802.11n-HT20 - Ant 0 + 1 (Beam-Forming Mode)	Test Channel:	11
Remark:	<ol style="list-style-type: none"> 1. Average measurement was not performed if peak level lower than average limit. So the margin was calculated using the average limit for emissions fall within the restricted bands. 2. Other frequency was 20dB below limit line within 1-18GHz, there is not show in the report. 		

Mark	Frequency (MHz)	Reading Level (dBμV)	Factor (dB)	Measure Level (dBμV/m)	Limit (dBμV/m)	Margin (dB)	Detector	Polarization
	7332.5	31.6	12.4	44.0	54.0	-10.0	Peak	Horizontal
	8276.0	30.0	11.9	41.9	54.0	-12.1	Peak	Horizontal
*	10248.0	30.2	16.4	46.6	89.9	-43.3	Peak	Horizontal
*	12959.5	29.1	19.7	48.8	89.9	-41.1	Peak	Horizontal
	7366.5	29.7	12.5	42.2	54.0	-11.8	Peak	Vertical
	8131.5	30.9	12.2	43.1	54.0	-10.9	Peak	Vertical
*	9874.0	29.2	15.8	45.0	89.9	-44.9	Peak	Vertical
*	12959.5	29.1	19.7	48.8	89.9	-41.1	Peak	Vertical

Note 1: "*" is not in restricted band, its limit is 30dBc of the fundamental emission level (119.9dBμV/m) or 15.209 which is higher.

Note 2: Measure Level (dBμV/m) = Reading Level (dBμV) + Factor (dB)

Factor (dB) = Cable Loss (dB) + Antenna Factor (dB/m) - Pre_Amplifier Gain (dB)

Product	ACCESS POINT- Directional Antenna (AP-ANT-48)	Temperature	26°C
Test Engineer	Kevin Ker	Relative Humidity	56%
Test Site	AC1	Test Date	2017/09/02
Test Mode:	802.11n-HT40 - Ant 0 + 1 (Beam-Forming Mode)	Test Channel:	03
Remark:	<ol style="list-style-type: none"> Average measurement was not performed if peak level lower than average limit. So the margin was calculated using the average limit for emissions fall within the restricted bands. Other frequency was 20dB below limit line within 1-18GHz, there is not show in the report. 		

Mark	Frequency (MHz)	Reading Level (dBμV)	Factor (dB)	Measure Level (dBμV/m)	Limit (dBμV/m)	Margin (dB)	Detector	Polarization
	7366.5	29.7	12.5	42.2	54.0	-11.8	Peak	Horizontal
	8386.5	29.3	12.1	41.4	54.0	-12.6	Peak	Horizontal
*	10052.5	29.9	15.5	45.4	85.6	-40.2	Peak	Horizontal
*	13002.0	29.1	19.9	49.0	85.6	-36.6	Peak	Horizontal
	7460.0	30.6	12.8	43.4	54.0	-10.6	Peak	Vertical
	8242.0	30.5	11.9	42.4	54.0	-11.6	Peak	Vertical
*	9933.5	30.6	15.3	45.9	85.6	-39.7	Peak	Vertical
*	13002.0	29.1	19.9	49.0	85.6	-36.6	Peak	Vertical

Note 1: "*" is not in restricted band, its limit is 30dBc of the fundamental emission level (115.6dBμV/m) or 15.209 which is higher.

Note 2: Measure Level (dBμV/m) = Reading Level (dBμV) + Factor (dB)

Factor (dB) = Cable Loss (dB) + Antenna Factor (dB/m) - Pre_Amplifier Gain (dB)

Product	ACCESS POINT- Directional Antenna (AP-ANT-48)	Temperature	26°C
Test Engineer	Kevin Ker	Relative Humidity	56%
Test Site	AC1	Test Date	2017/09/02
Test Mode:	802.11n-HT40 - Ant 0 + 1 (Beam-Forming Mode)	Test Channel:	06
Remark:	<ol style="list-style-type: none"> 1. Average measurement was not performed if peak level lower than average limit. So the margin was calculated using the average limit for emissions fall within the restricted bands. 2. Other frequency was 20dB below limit line within 1-18GHz, there is not show in the report. 		

Mark	Frequency (MHz)	Reading Level (dBμV)	Factor (dB)	Measure Level (dBμV/m)	Limit (dBμV/m)	Margin (dB)	Detector	Polarization
	7579.0	30.9	12.7	43.6	54.0	-10.4	Peak	Horizontal
	8480.0	31.4	12.7	44.1	54.0	-9.9	Peak	Horizontal
*	10180.0	30.3	16.1	46.4	85.3	-38.9	Peak	Horizontal
*	12908.5	28.8	19.5	48.3	85.3	-37.0	Peak	Horizontal
	7502.5	31.9	12.8	44.7	54.0	-9.3	Peak	Vertical
	8327.0	30.2	11.9	42.1	54.0	-11.9	Peak	Vertical
*	9916.5	30.6	15.3	45.9	85.3	-39.4	Peak	Vertical
*	12908.5	28.8	19.5	48.3	85.3	-37.0	Peak	Vertical

Note 1: "*" is not in restricted band, its limit is 30dBc of the fundamental emission level (115.3dBμV/m) or 15.209 which is higher.

Note 2: Measure Level (dBμV/m) = Reading Level (dBμV) + Factor (dB)

Factor (dB) = Cable Loss (dB) + Antenna Factor (dB/m) - Pre_Amplifier Gain (dB)

Product	ACCESS POINT- Directional Antenna (AP-ANT-48)	Temperature	26°C
Test Engineer	Kevin Ker	Relative Humidity	56%
Test Site	AC1	Test Date	2017/09/02
Test Mode:	802.11n-HT40 - Ant 0 + 1 (Beam-Forming Mode)	Test Channel:	09
Remark:	1. Average measurement was not performed if peak level lower than average limit. So the margin was calculated using the average limit for emissions fall within the restricted bands. 2. Other frequency was 20dB below limit line within 1-18GHz, there is not show in the report.		

Mark	Frequency (MHz)	Reading Level (dBμV)	Factor (dB)	Measure Level (dBμV/m)	Limit (dBμV/m)	Margin (dB)	Detector	Polarization
	7502.5	31.9	12.8	44.7	54.0	-9.3	Peak	Horizontal
	8276.0	29.0	11.9	40.9	54.0	-13.1	Peak	Horizontal
*	9874.0	29.7	15.8	45.5	85.1	-39.6	Peak	Horizontal
*	12781.0	27.5	19.0	46.5	85.1	-38.6	Peak	Horizontal
	7570.5	31.2	12.8	44.0	54.0	-10.0	Peak	Vertical
	8386.5	29.5	12.1	41.6	54.0	-12.4	Peak	Vertical
*	10180.0	30.4	16.1	46.5	85.1	-38.6	Peak	Vertical
*	12781.0	27.5	19.0	46.5	85.1	-38.6	Peak	Vertical

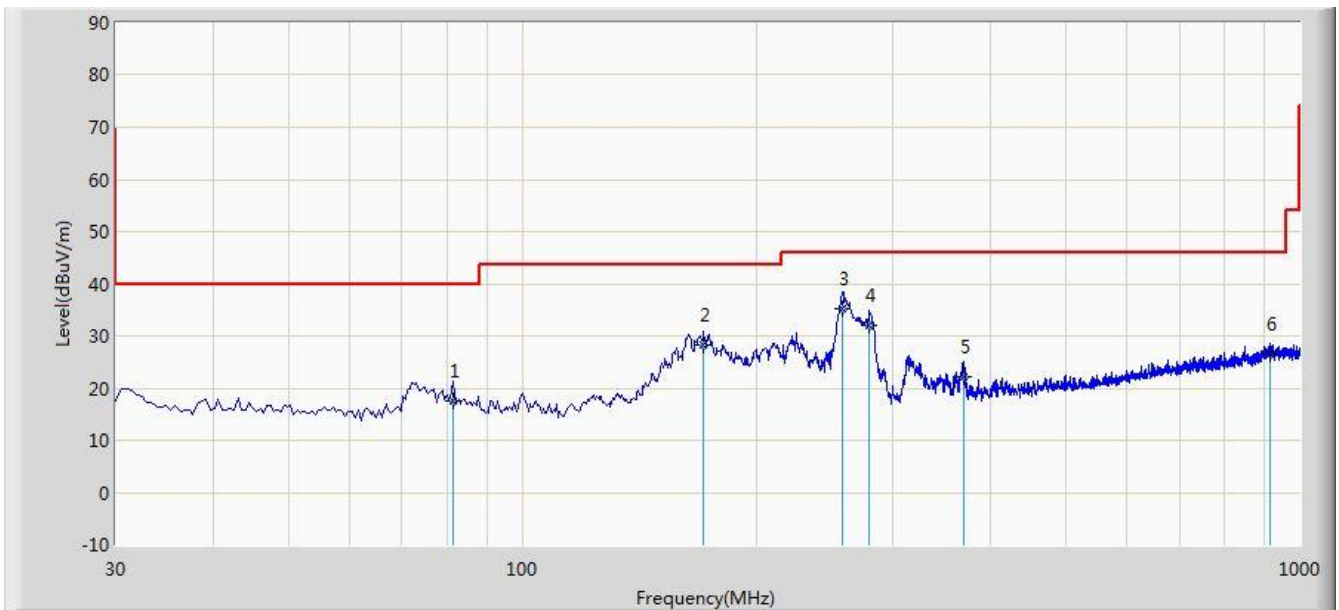
Note 1: "*" is not in restricted band, its limit is 30dBc of the fundamental emission level (115.1dBμV/m) or 15.209 which is higher.

Note 2: Measure Level (dBμV/m) = Reading Level (dBμV) + Factor (dB)

Factor (dB) = Cable Loss (dB) + Antenna Factor (dB/m) - Pre_Amplifier Gain (dB)

The Worst Case of Radiated Emission below 1GHz:

Site: AC1	Time: 2017/09/07 - 20:01
Limit: FCC_Part15.209_RE(3m)	Engineer: Kevin Ker
Probe: VULB 9168_20-2000MHz	Polarity: Horizontal
EUT: ACCESS POINT	Power: AC 120V/60Hz
Test Mode: There is the worst case within frequency range 30MHz~1GHz.	



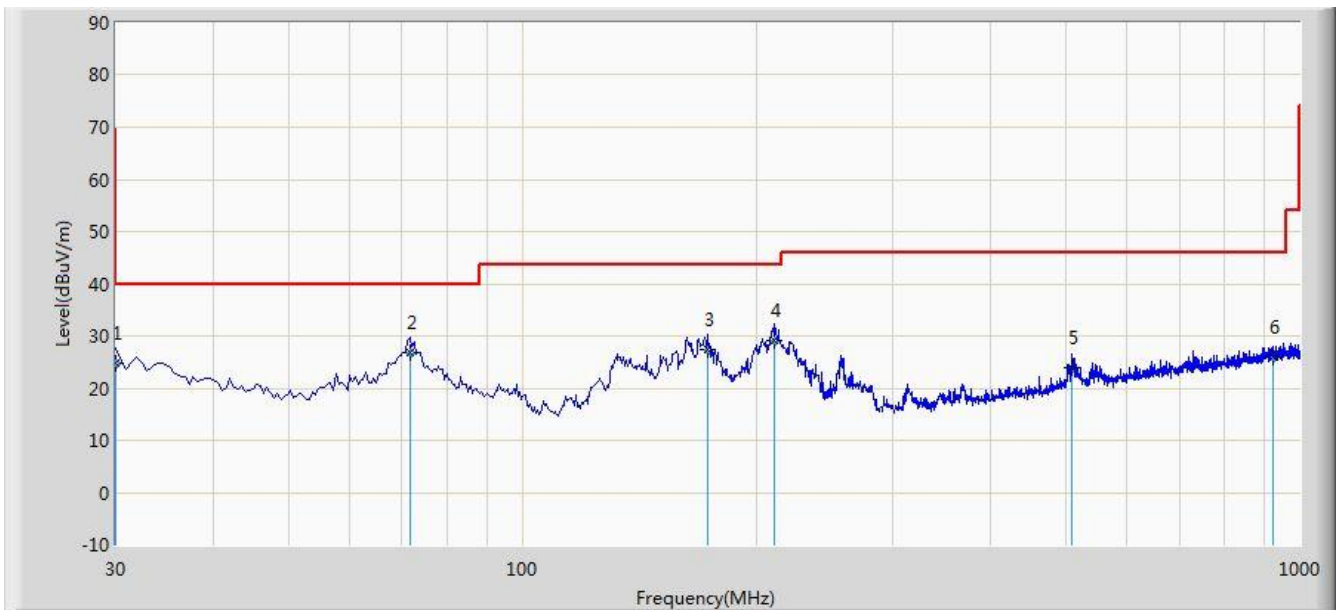
No	Flag	Mark	Frequency (MHz)	Measure Level (dBuV/m)	Reading Level (dBuV)	Margin (dB)	Limit (dBuV/m)	Factor (dB)	Type
1			81.410	17.631	7.990	-22.369	40.000	9.640	QP
2			171.160	28.132	17.690	-15.368	43.500	10.442	QP
3		*	258.435	35.342	21.314	-10.658	46.000	14.028	QP
4			279.780	31.935	17.560	-14.065	46.000	14.374	QP
5			369.000	22.288	5.950	-23.712	46.000	16.337	QP
6			918.035	26.533	1.980	-19.467	46.000	24.553	QP

Note 1: Measure Level (dB μ V/m) = Reading Level (dB μ V) + Factor (dB)

Factor (dB) = Cable Loss (dB) + Antenna Factor (dB/m)

Note 2: The test trace is same as the ambient noise and the amplitude of the emissions are attenuated more than 20dB below the permissible (the test frequency range: 9kHz ~ 30MHz, 18GHz ~ 25GHz), therefore no data appear in the report.

Site: AC1	Time: 2017/09/07 - 20:05
Limit: FCC_Part15.209_RE(3m)	Engineer: Kevin Ker
Probe: VULB 9168_20-2000MHz	Polarity: Vertical
EUT: ACCESS POINT	Power: AC 120V/60Hz
Test Mode: There is the worst case within frequency range 30MHz~1GHz.	



No	Flag	Mark	Frequency (MHz)	Measure Level (dBuV/m)	Reading Level (dBuV)	Margin (dB)	Limit (dBuV/m)	Factor (dB)	Type
1			30.000	24.721	12.680	-15.279	40.000	12.041	QP
2		*	71.710	26.731	16.180	-13.269	40.000	10.550	QP
3			173.080	27.483	16.950	-16.017	43.500	10.533	QP
4			210.910	29.223	16.640	-14.277	43.500	12.583	QP
5			510.150	23.880	5.160	-22.120	46.000	18.719	QP
6			925.310	25.855	1.250	-20.145	46.000	24.604	QP

Note 1: Measure Level (dBuV/m) = Reading Level (dBuV) + Factor (dB)

Factor (dB) = Cable Loss (dB) + Antenna Factor (dB/m)

Note 2: The test trace is same as the ambient noise and the amplitude of the emissions are attenuated more than 20dB below the permissible (the test frequency range: 9kHz ~ 30MHz, 18GHz ~ 25GHz), therefore no data appear in the report.

7.7. Radiated Restricted Band Edge Measurement

7.7.1. Test Limit

For 15.205 requirement:

Radiated emissions which fall in the restricted bands, as defined in Section 15.205(a) of FCC part 15, must also comply with the radiated emission limits specified in Section 15.209(a).

Frequency (MHz)	Frequency (MHz)	Frequency (MHz)	Frequency (GHz)
0.090 - 0.110	16.42 - 16.423	399.9 - 410	4.5 - 5.15
¹ 0.495 - 0.505	16.69475 - 16.69525	608 - 614	5.35 - 5.46
2.1735 - 2.1905	16.80425 - 16.80475	960 - 1240	7.25 - 7.75
4.125 - 4.128	25.5 - 25.67	1300 - 1427	8.25 - 8.5
4.17725 - 4.17775	37.5 - 38.25	1435 - 1626.5	9.0 - 9.2
4.20725 - 4.20775	73 - 74.6	1645.5 - 1646.5	9.3 - 9.5
6.215 - 6.218	74.8 - 75.2	1660 - 1710	10.6 - 12.7
6.26775 - 6.26825	108 - 121.94	1718.8 - 1722.2	13.25 - 13.4
6.31175 - 6.31225	123 - 138	2200 - 2300	14.47 - 14.5
8.291 - 8.294	149.9 - 150.05	2310 - 2390	15.35 - 16.2
8.362 - 8.366	156.52475 - 156.525	2483.5 - 2500	17.7 - 21.4
8.37625 - 8.38675	156.7 - 156.9	2690 - 2900	22.01 - 23.12
8.41425 - 8.41475	162.0125 - 167.17	3260 - 3267	23.6 - 24.0
12.29 - 12.293	167.72 - 173.2	3332 - 3339	31.2 - 31.8
12.51975 - 12.52025	240 - 285	3345.8 - 3358	36.43 - 36.5
12.57675 - 12.57725	322 - 335.4	3600 - 4400	(²)
13.36 - 13.41	--	--	--

All out of band emissions appearing in a restricted band as specified in Section 15.205 of the Title 47CFR must not exceed the limits shown in Table per Section 15.209.

FCC Part 15 Subpart C Paragraph 15.209		
Frequency [MHz]	Field Strength [uV/m]	Measured Distance [Meters]
0.009 - 0.490	2400/F (kHz)	300
0.490 - 1.705	24000/F (kHz)	30
1.705 - 30	30	30
30 - 88	100	3
88 - 216	150	3
216 - 960	200	3
Above 960	500	3

7.7.2. Test Procedure Used

ANSI C63.10 Section 6.3 (General Requirements)

ANSI C63.10 Section 6.6 (Standard test method above 1GHz)

7.7.3. Test Setting

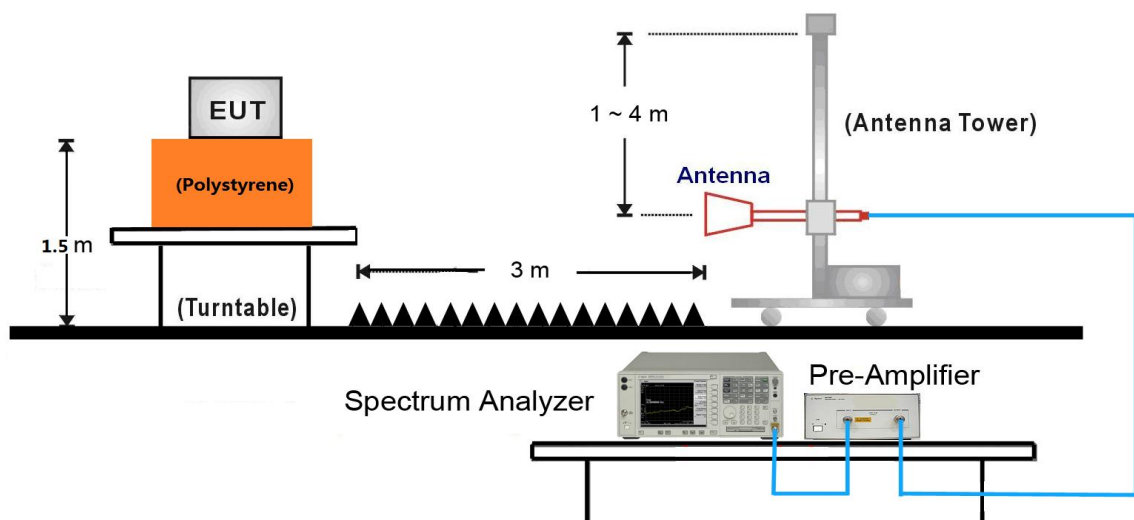
Peak Field Strength Measurements

1. Analyzer center frequency was set to the frequency of the radiated spurious emission of interest
2. RBW = 1MHz
3. VBW = 3MHz
4. Detector = peak
5. Sweep time = auto couple
6. Trace mode = max hold
7. Trace was allowed to stabilize

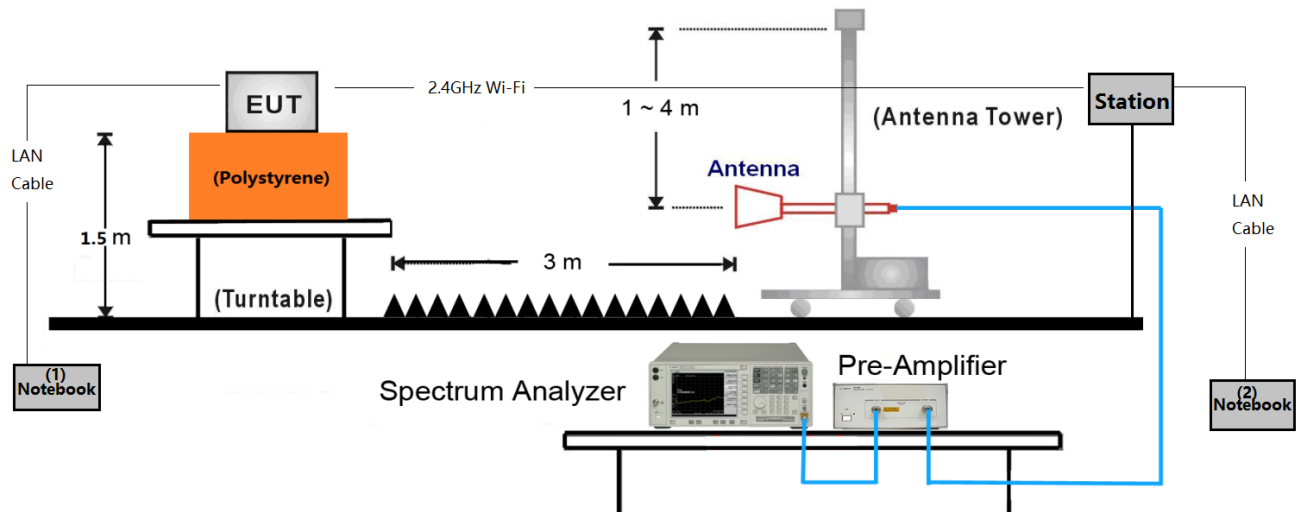
Average Measurements above 1GHz (Method VB)

1. Analyzer center frequency was set to the frequency of the radiated spurious emission of interest
2. RBW = 1MHz
3. VBW; If the EUT is configured to transmit with duty cycle $\geq 98\%$, set VBW = 10 Hz.
If the EUT duty cycle is $< 98\%$, set VBW $\geq 1/T$. T is the minimum transmission duration.
4. Detector = Peak
5. Sweep time = auto
6. Trace mode = max hold
7. Trace was allowed to stabilize

7.7.4. Test Setup



Additional Beam-Forming Mode Test Setup



Make the EUT connect with the station by 2.4GHz wireless.

Input some commands in the notebook (1) to open the EUT Beam Forming function, and setup the related test channel & data rate & power setting.

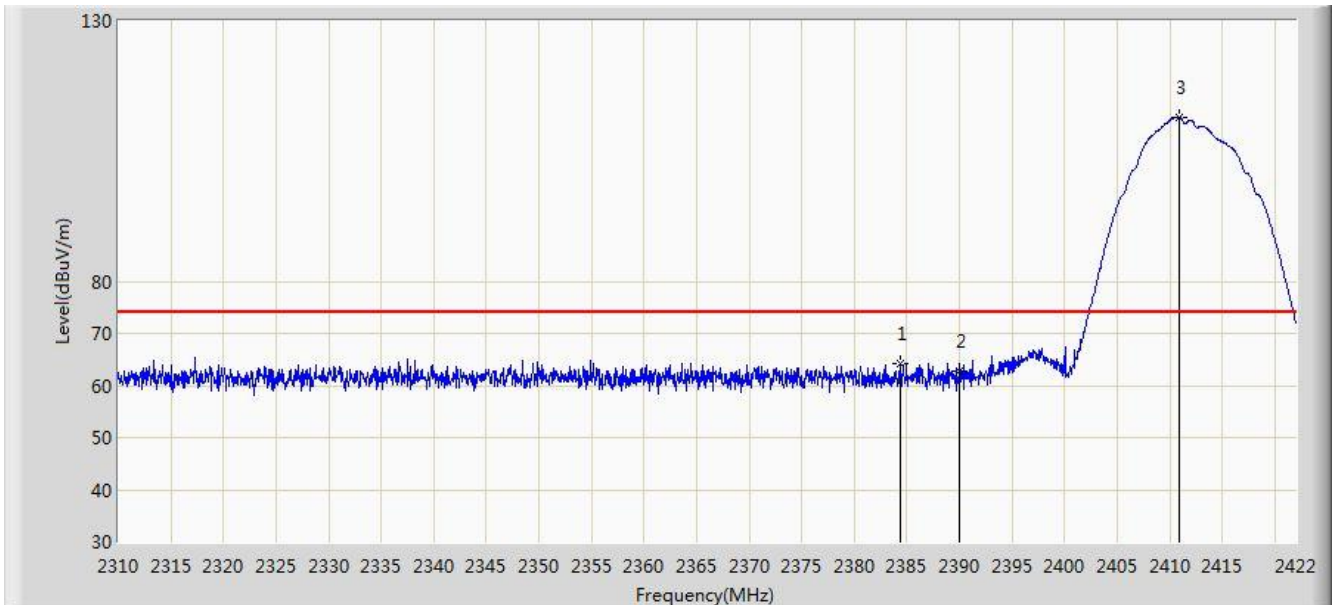
Make the notebook (1) ping with notebook (2) using the "Iperf" software that can produce one bigger duty cycle waveform.

Test Mode	Duty Cycle	T = Transmission Duration
802.11n-HT20	94.27	2.007
802.11n-HT40	93.99	1.737

7.7.5. Test Result

For Omni Antenna (AP-ANT-40)

Site: AC1	Time: 2017/09/02 - 17:30
Limit: FCC_Part15.209_RE(3m)	Engineer: Kevin Ker
Probe: BBHA9120D_1GHz_18GHz	Polarity: Horizontal
EUT: ACCESS POINT	Power: POE (DC 57V)
Test Mode: Transmit by 802.11b at Channel 2412MHz Ant 0 + 1 (CDD Mode)	

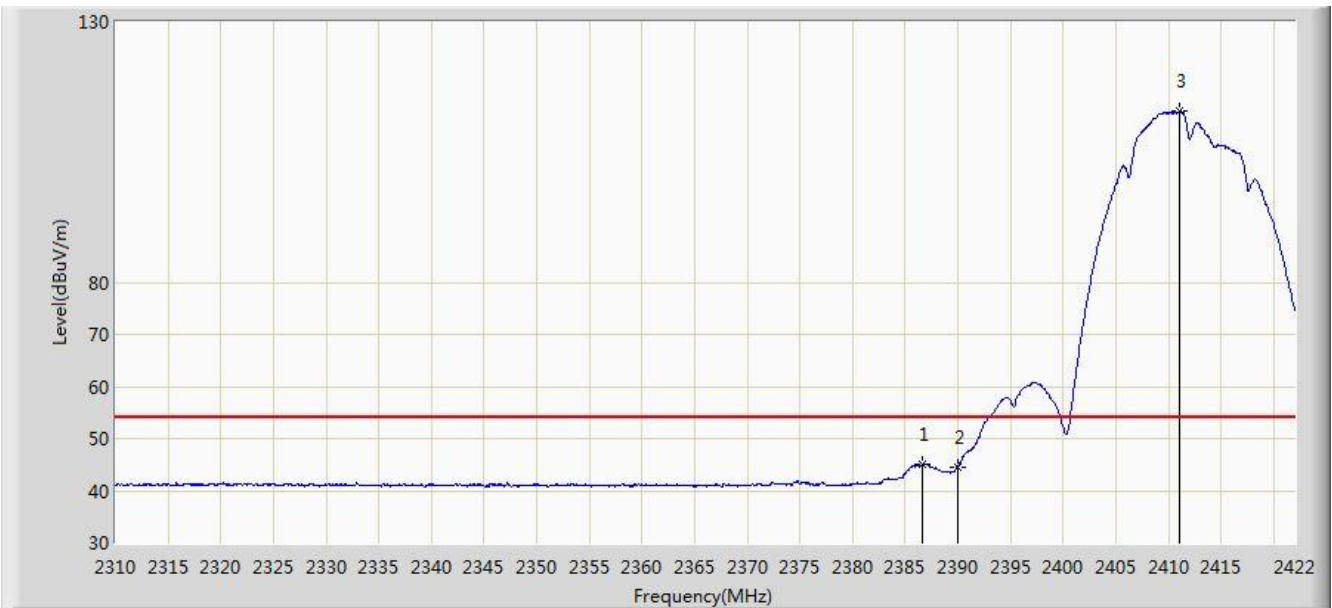


No	Flag	Mark	Frequency (MHz)	Measure Level (dBuV/m)	Reading Level (dBuV)	Over Limit (dB)	Limit (dBuV/m)	Factor (dB)	Type
1			2384.424	64.285	31.723	-9.715	74.000	32.562	PK
2			2390.000	62.769	30.215	-11.231	74.000	32.554	PK
3		*	2410.968	111.377	78.850	N/A	N/A	32.527	PK

Note: Measure Level (dB μ V/m) = Reading Level (dB μ V) + Factor (dB)

Factor (dB) = Cable Loss (dB) + Antenna Factor (dB/m)

Site: AC1	Time: 2017/09/02 - 17:34
Limit: FCC_Part15.209_RE(3m)	Engineer: Kevin Ker
Probe: BBHA9120D_1GHz_18GHz	Polarity: Horizontal
EUT: ACCESS POINT	Power: POE (DC 57V)
Test Mode: Transmit by 802.11b at Channel 2412MHz Ant 0 + 1 (CDD Mode)	

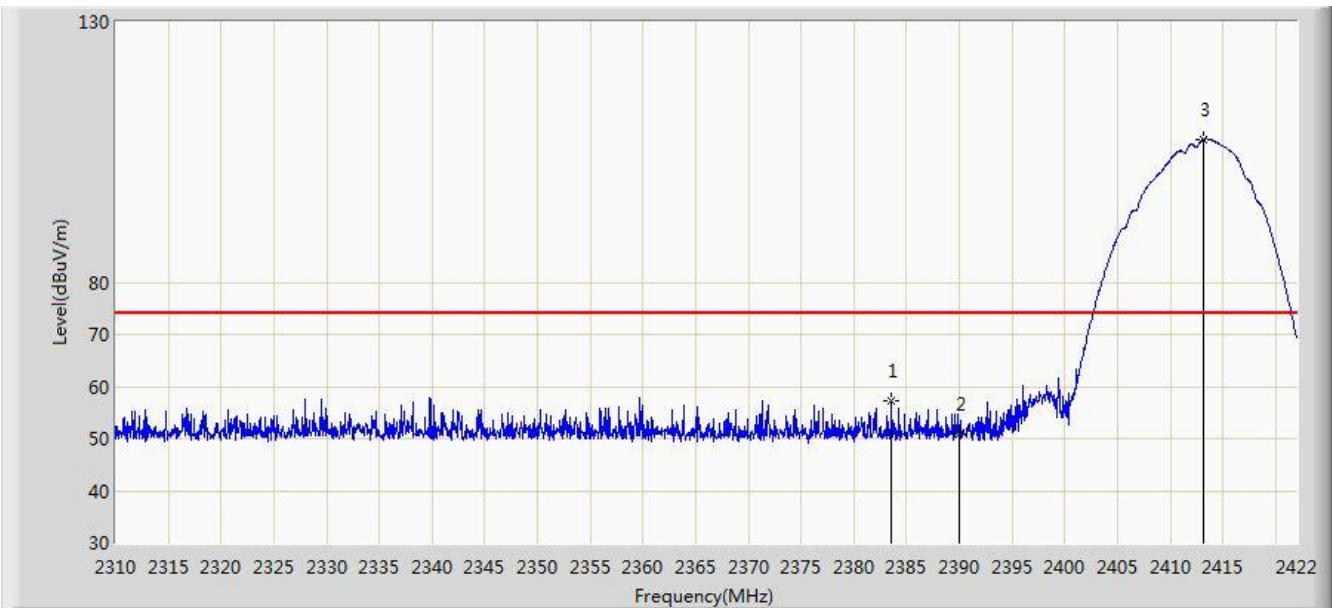


No	Flag	Mark	Frequency (MHz)	Measure Level (dBuV/m)	Reading Level (dBuV)	Over Limit (dB)	Limit (dBuV/m)	Factor (dB)	Type
1			2386.664	45.085	12.526	-8.915	54.000	32.559	AV
2			2390.000	44.556	12.002	-9.444	54.000	32.554	AV
3		*	2411.080	112.831	80.304	N/A	N/A	32.527	AV

Note: Measure Level (dB μ V/m) = Reading Level (dB μ V) + Factor (dB)

Factor (dB) = Cable Loss (dB) + Antenna Factor (dB/m)

Site: AC1	Time: 2017/09/02 - 17:38
Limit: FCC_Part15.209_RE(3m)	Engineer: Kevin Ker
Probe: BBHA9120D_1GHz_18GHz	Polarity: Vertical
EUT: ACCESS POINT	Power: POE (DC 57V)
Test Mode: Transmit by 802.11b at Channel 2412MHz Ant 0 + 1 (CDD Mode)	

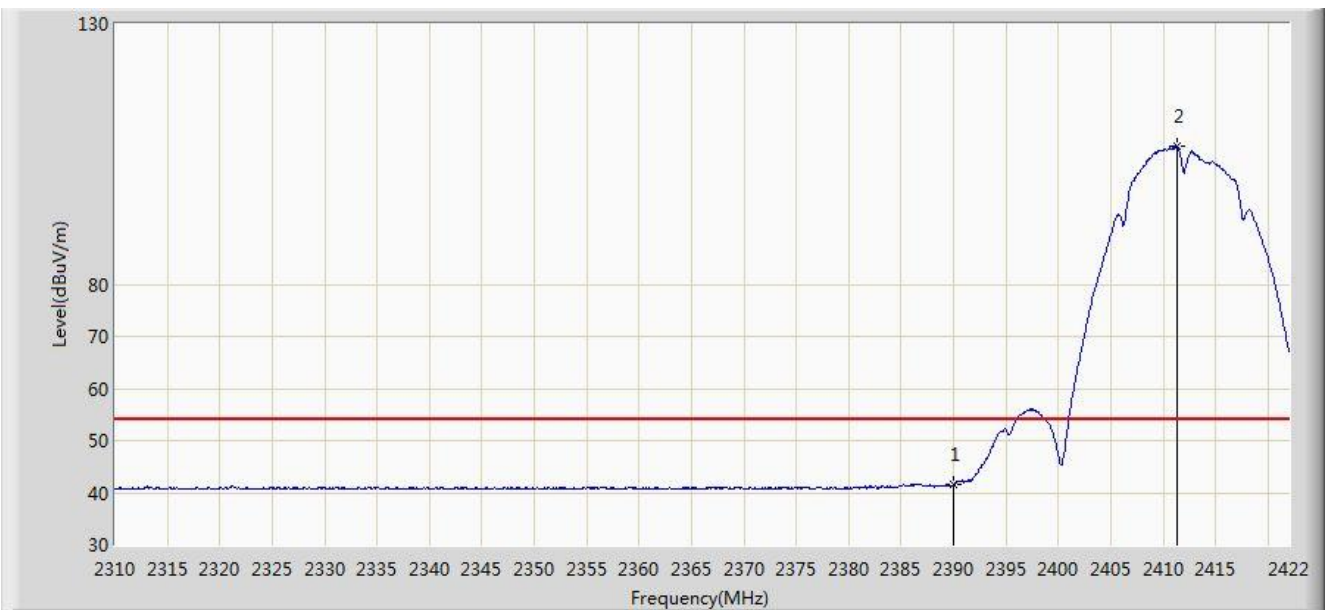


No	Flag	Mark	Frequency (MHz)	Measure Level (dBuV/m)	Reading Level (dBuV)	Over Limit (dB)	Limit (dBuV/m)	Factor (dB)	Type
1			2383.584	57.311	24.748	-16.689	74.000	32.563	PK
2			2390.000	50.784	18.230	-23.216	74.000	32.554	PK
3		*	2413.208	107.504	74.980	N/A	N/A	32.524	PK

Note: Measure Level (dB μ V/m) = Reading Level (dB μ V) + Factor (dB)

Factor (dB) = Cable Loss (dB) + Antenna Factor (dB/m)

Site: AC1	Time: 2017/09/02 - 17:40
Limit: FCC_Part15.209_RE(3m)	Engineer: Kevin Ker
Probe: BBHA9120D_1GHz_18GHz	Polarity: Vertical
EUT: ACCESS POINT	Power: POE (DC 57V)
Test Mode: Transmit by 802.11b at Channel 2412MHz Ant 0 + 1 (CDD Mode)	

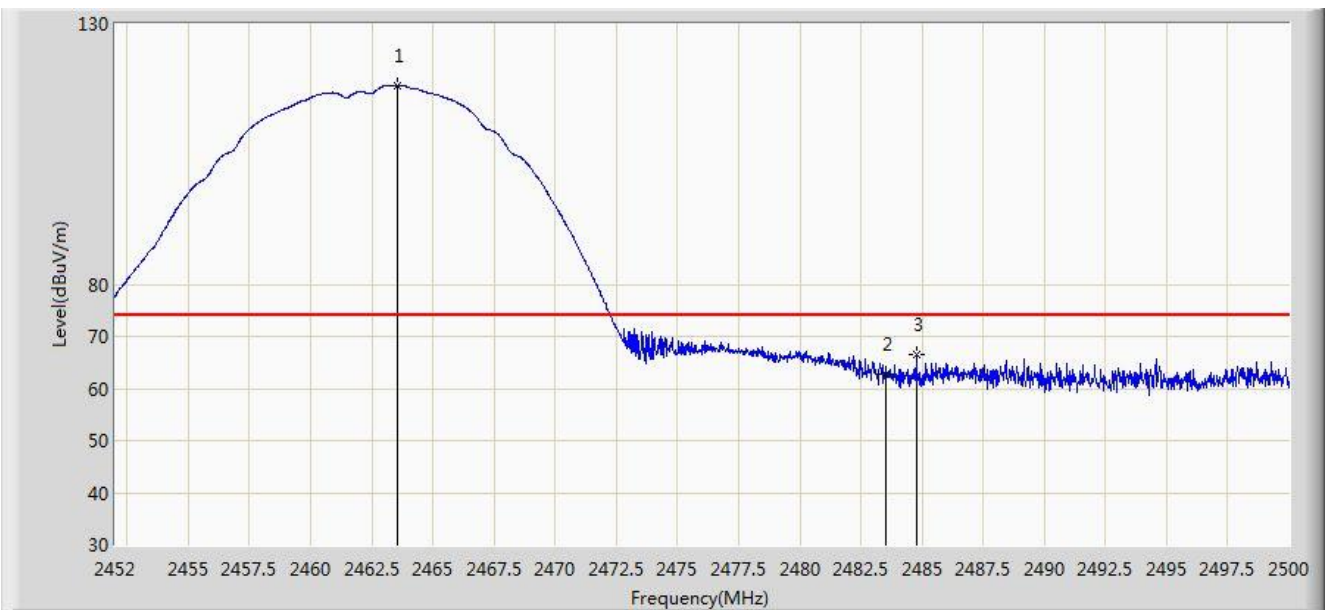


No	Flag	Mark	Frequency (MHz)	Measure Level (dBuV/m)	Reading Level (dBuV)	Over Limit (dB)	Limit (dBuV/m)	Factor (dB)	Type
1			2390.000	41.477	8.923	-12.523	54.000	32.554	AV
2		*	2411.304	106.476	73.950	N/A	N/A	32.526	AV

Note: Measure Level (dB μ V/m) = Reading Level (dB μ V) + Factor (dB)

Factor (dB) = Cable Loss (dB) + Antenna Factor (dB/m)

Site: AC1	Time: 2017/09/02 - 17:43
Limit: FCC_Part15.209_RE(3m)	Engineer: Kevin Ker
Probe: BBHA9120D_1GHz_18GHz	Polarity: Horizontal
EUT: ACCESS POINT	Power: POE (DC 57V)
Test Mode: Transmit by 802.11b at Channel 2462MHz Ant 0 + 1 (CDD Mode)	

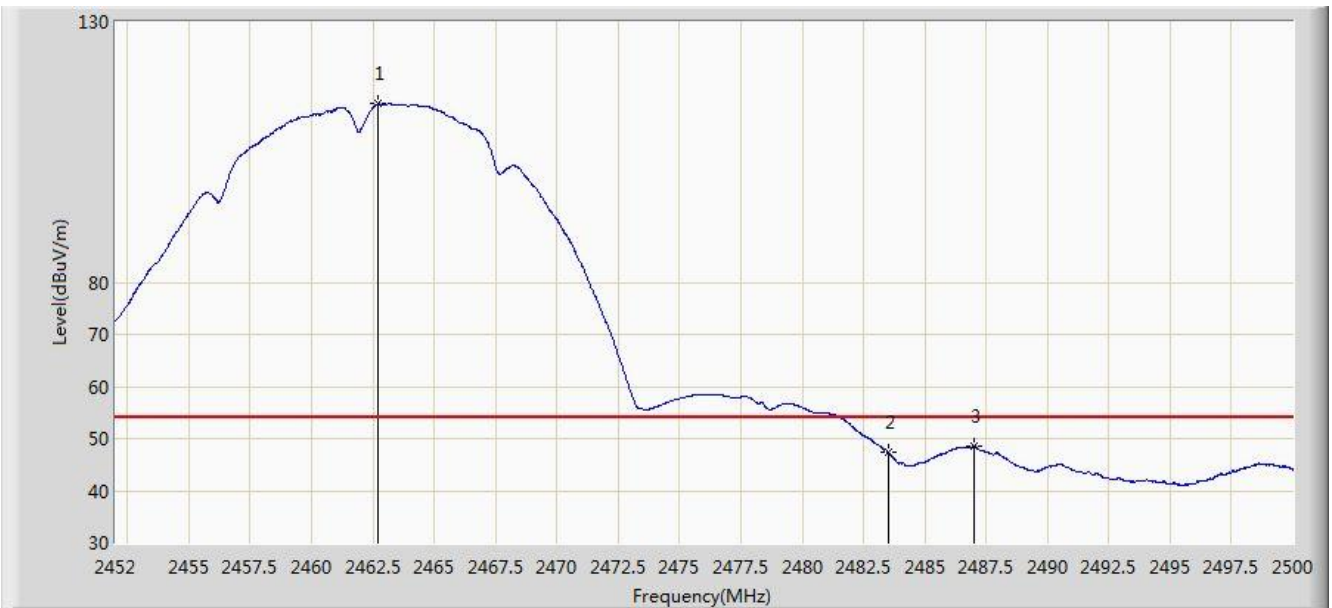


No	Flag	Mark	Frequency (MHz)	Measure Level (dBuV/m)	Reading Level (dBuV)	Over Limit (dB)	Limit (dBuV/m)	Factor (dB)	Type
1		*	2463.544	118.209	85.688	N/A	N/A	32.521	PK
2			2483.500	62.755	30.174	-11.245	74.000	32.580	PK
3			2484.784	66.428	33.844	-7.572	74.000	32.585	PK

Note: Measure Level (dB μ V/m) = Reading Level (dB μ V) + Factor (dB)

Factor (dB) = Cable Loss (dB) + Antenna Factor (dB/m)

Site: AC1	Time: 2017/09/02 - 17:45
Limit: FCC_Part15.209_RE(3m)	Engineer: Kevin Ker
Probe: BBHA9120D_1GHz_18GHz	Polarity: Horizontal
EUT: ACCESS POINT	Power: POE (DC 57V)
Test Mode: Transmit by 802.11b at Channel 2462MHz Ant 0 + 1 (CDD Mode)	

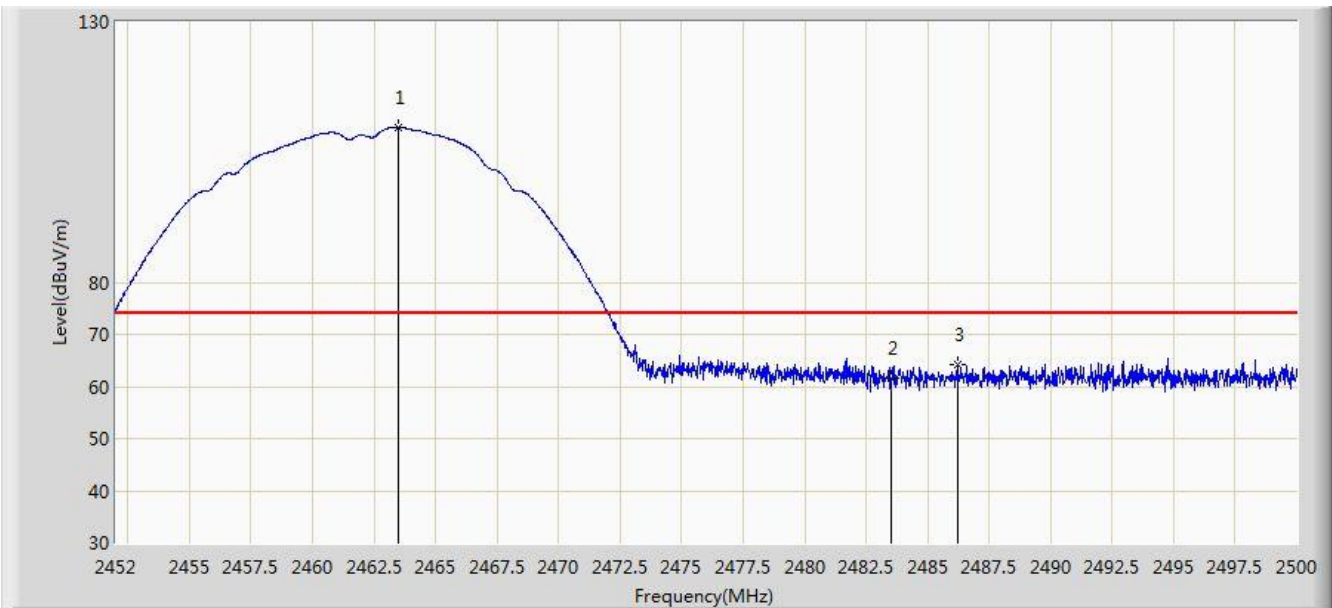


No	Flag	Mark	Frequency (MHz)	Measure Level (dBuV/m)	Reading Level (dBuV)	Over Limit (dB)	Limit (dBuV/m)	Factor (dB)	Type
1		*	2462.728	114.227	81.709	N/A	N/A	32.518	AV
2			2483.500	47.442	14.861	-6.558	54.000	32.580	AV
3			2486.992	48.488	15.897	-5.512	54.000	32.591	AV

Note: Measure Level (dB μ V/m) = Reading Level (dB μ V) + Factor (dB)

Factor (dB) = Cable Loss (dB) + Antenna Factor (dB/m)

Site: AC1	Time: 2017/09/02 - 17:46
Limit: FCC_Part15.209_RE(3m)	Engineer: Kevin Ker
Probe: BBHA9120D_1GHz_18GHz	Polarity: Vertical
EUT: ACCESS POINT	Power: POE (DC 57V)
Test Mode: Transmit by 802.11b at Channel 2462MHz Ant 0 + 1 (CDD Mode)	

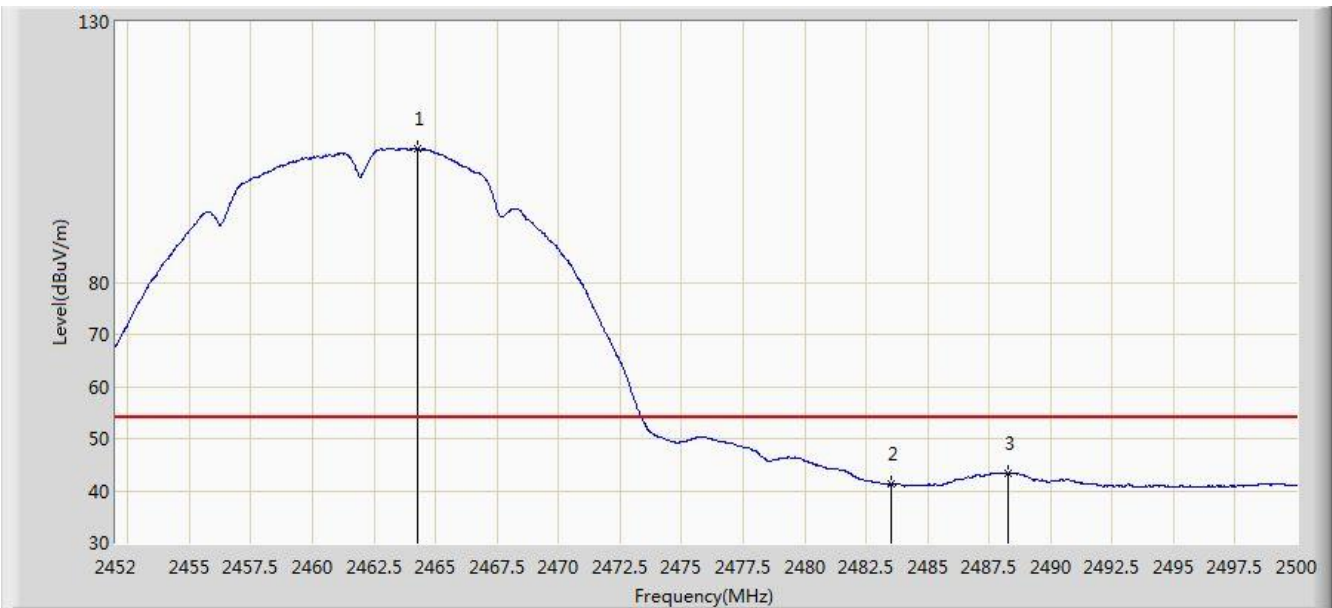


No	Flag	Mark	Frequency (MHz)	Measure Level (dBuV/m)	Reading Level (dBuV)	Over Limit (dB)	Limit (dBuV/m)	Factor (dB)	Type
1		*	2463.472	109.728	77.207	N/A	N/A	32.521	PK
2			2483.500	61.474	28.893	-12.526	74.000	32.580	PK
3			2486.200	64.332	31.743	-9.668	74.000	32.589	PK

Note: Measure Level (dBμV/m) = Reading Level (dBμV) + Factor (dB)

Factor (dB) = Cable Loss (dB) + Antenna Factor (dB/m)

Site: AC1	Time: 2017/09/02 - 17:48
Limit: FCC_Part15.209_RE(3m)	Engineer: Kevin Ker
Probe: BBHA9120D_1GHz_18GHz	Polarity: Vertical
EUT: ACCESS POINT	Power: POE (DC 57V)
Test Mode: Transmit by 802.11b at Channel 2462MHz Ant 0 + 1 (CDD Mode)	

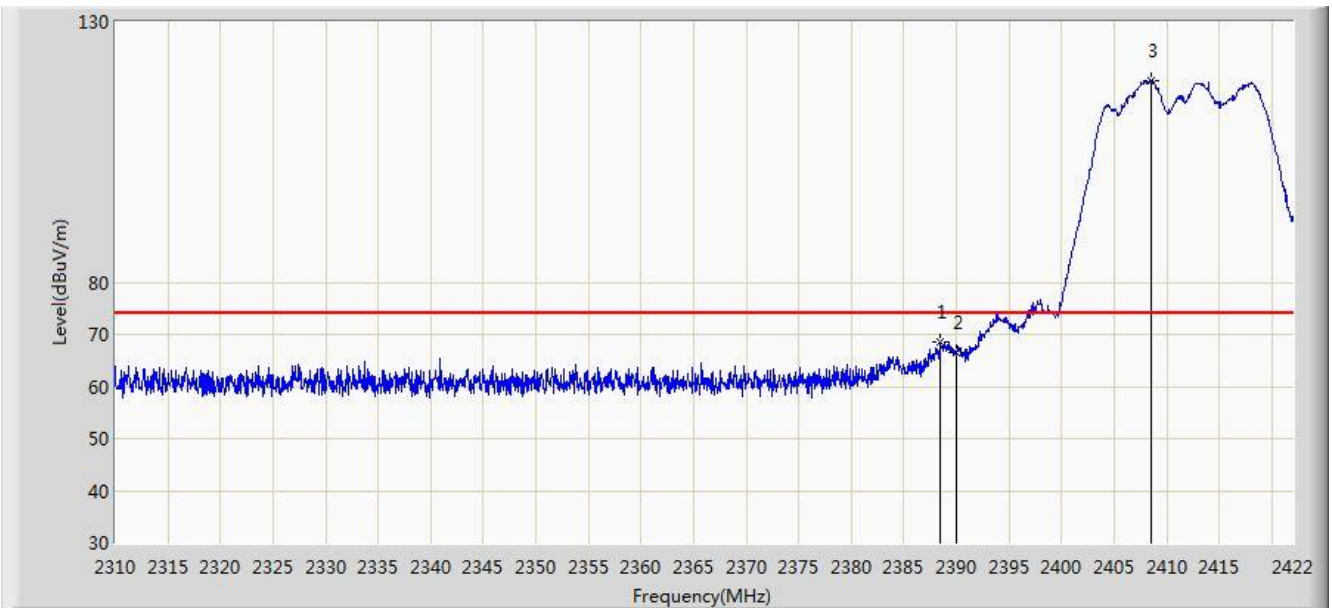


No	Flag	Mark	Frequency (MHz)	Measure Level (dBuV/m)	Reading Level (dBuV)	Over Limit (dB)	Limit (dBuV/m)	Factor (dB)	Type
1		*	2464.288	105.637	73.114	N/A	N/A	32.523	AV
2			2483.500	41.166	8.585	-12.834	54.000	32.580	AV
3			2488.264	43.309	10.714	-10.691	54.000	32.595	AV

Note: Measure Level (dB μ V/m) = Reading Level (dB μ V) + Factor (dB)

Factor (dB) = Cable Loss (dB) + Antenna Factor (dB/m)

Site: AC1	Time: 2017/09/02 - 17:53
Limit: FCC_Part15.209_RE(3m)	Engineer: Kevin Ker
Probe: BBHA9120D_1GHz_18GHz	Polarity: Horizontal
EUT: ACCESS POINT	Power: POE (DC 57V)
Test Mode: Transmit by 802.11g at Channel 2412MHz Ant 0 + 1 (CDD Mode)	

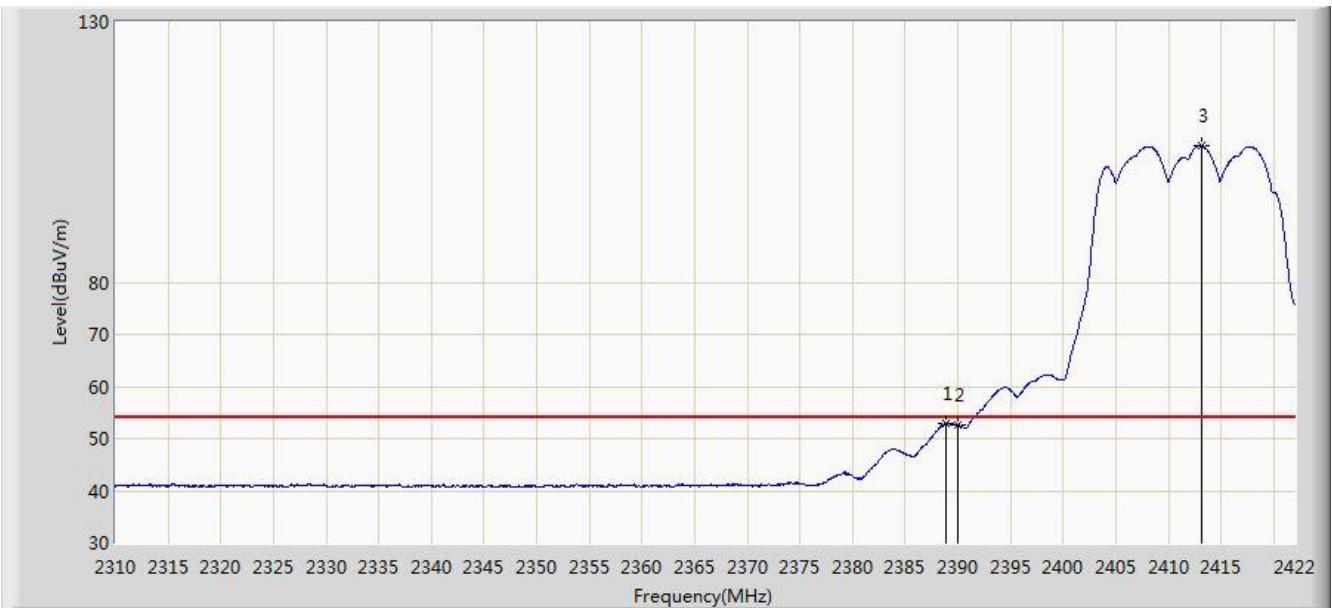


No	Flag	Mark	Frequency (MHz)	Measure Level (dBuV/m)	Reading Level (dBuV)	Over Limit (dB)	Limit (dBuV/m)	Factor (dB)	Type
1			2388.512	68.534	35.978	-5.466	74.000	32.556	PK
2			2390.000	66.457	33.903	-7.543	74.000	32.554	PK
3		*	2408.560	118.810	86.280	N/A	N/A	32.530	PK

Note: Measure Level (dBuV/m) = Reading Level (dBuV) + Factor (dB)

Factor (dB) = Cable Loss (dB) + Antenna Factor (dB/m)

Site: AC1	Time: 2017/09/02 - 17:51
Limit: FCC_Part15.209_RE(3m)	Engineer: Kevin Ker
Probe: BBHA9120D_1GHz_18GHz	Polarity: Horizontal
EUT: ACCESS POINT	Power: POE (DC 57V)
Test Mode: Transmit by 802.11g at Channel 2412MHz Ant 0 + 1 (CDD Mode)	

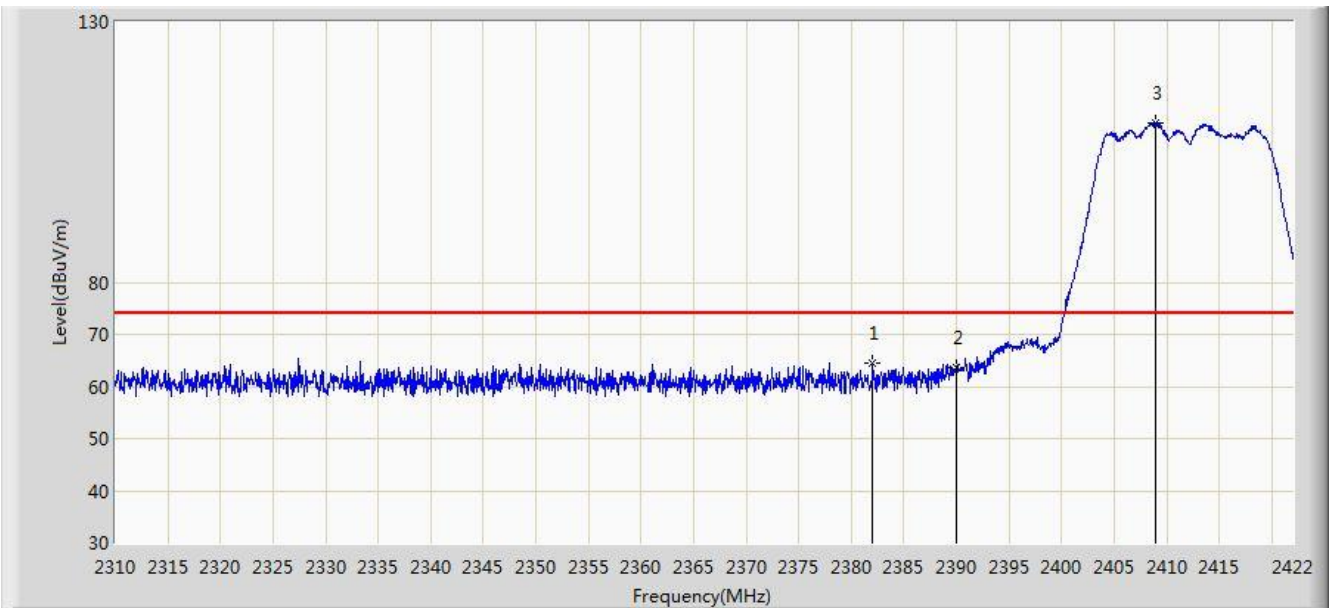


No	Flag	Mark	Frequency (MHz)	Measure Level (dBuV/m)	Reading Level (dBuV)	Over Limit (dB)	Limit (dBuV/m)	Factor (dB)	Type
1			2388.848	52.835	20.279	-1.165	54.000	32.556	AV
2			2390.000	52.516	19.962	-1.484	54.000	32.554	AV
3		*	2413.208	106.256	73.732	N/A	N/A	32.524	AV

Note: Measure Level (dBμV/m) = Reading Level (dBμV) + Factor (dB)

Factor (dB) = Cable Loss (dB) + Antenna Factor (dB/m)

Site: AC1	Time: 2017/09/02 - 17:54
Limit: FCC_Part15.209_RE(3m)	Engineer: Kevin Ker
Probe: BBHA9120D_1GHz_18GHz	Polarity: Vertical
EUT: ACCESS POINT	Power: POE (DC 57V)
Test Mode: Transmit by 802.11g at Channel 2412MHz Ant 0 + 1 (CDD Mode)	

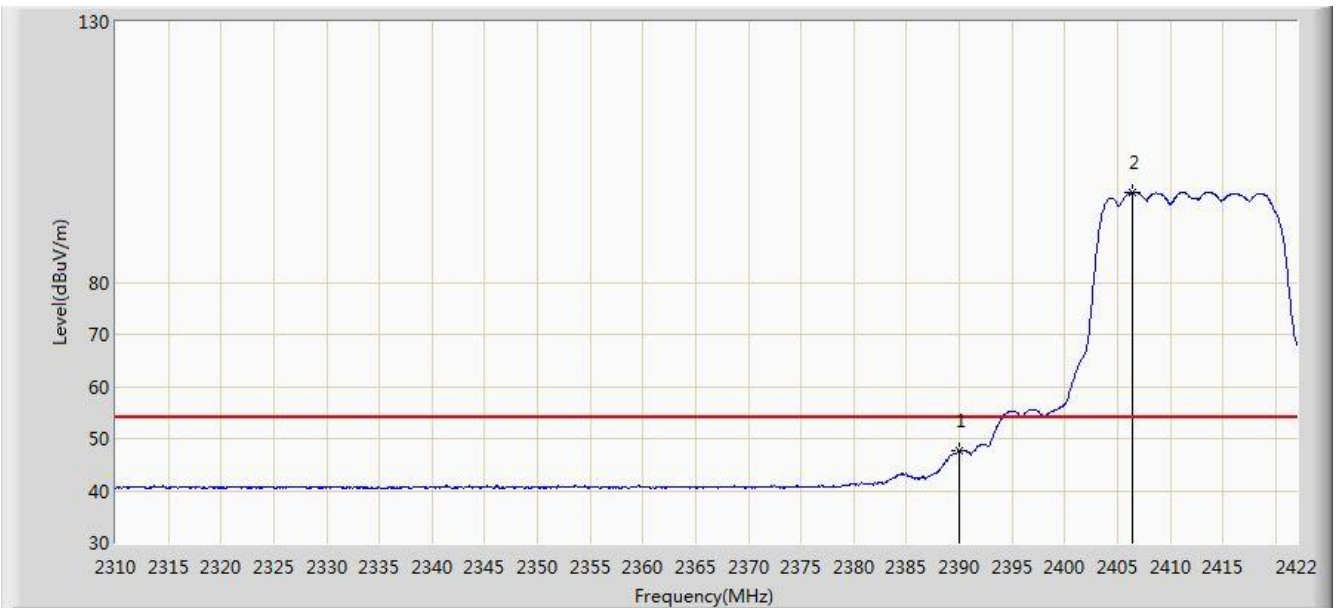


No	Flag	Mark	Frequency (MHz)	Measure Level (dBuV/m)	Reading Level (dBuV)	Over Limit (dB)	Limit (dBuV/m)	Factor (dB)	Type
1			2382.016	64.484	31.919	-9.516	74.000	32.565	PK
2			2390.000	63.665	31.111	-10.335	74.000	32.554	PK
3		*	2408.896	110.699	78.169	N/A	N/A	32.529	PK

Note: Measure Level (dBuV/m) = Reading Level (dBuV) + Factor (dB)

Factor (dB) = Cable Loss (dB) + Antenna Factor (dB/m)

Site: AC1	Time: 2017/09/02 - 17:55
Limit: FCC_Part15.209_RE(3m)	Engineer: Kevin Ker
Probe: BBHA9120D_1GHz_18GHz	Polarity: Vertical
EUT: ACCESS POINT	Power: POE (DC 57V)
Test Mode: Transmit by 802.11g at Channel 2412MHz Ant 0 + 1 (CDD Mode)	

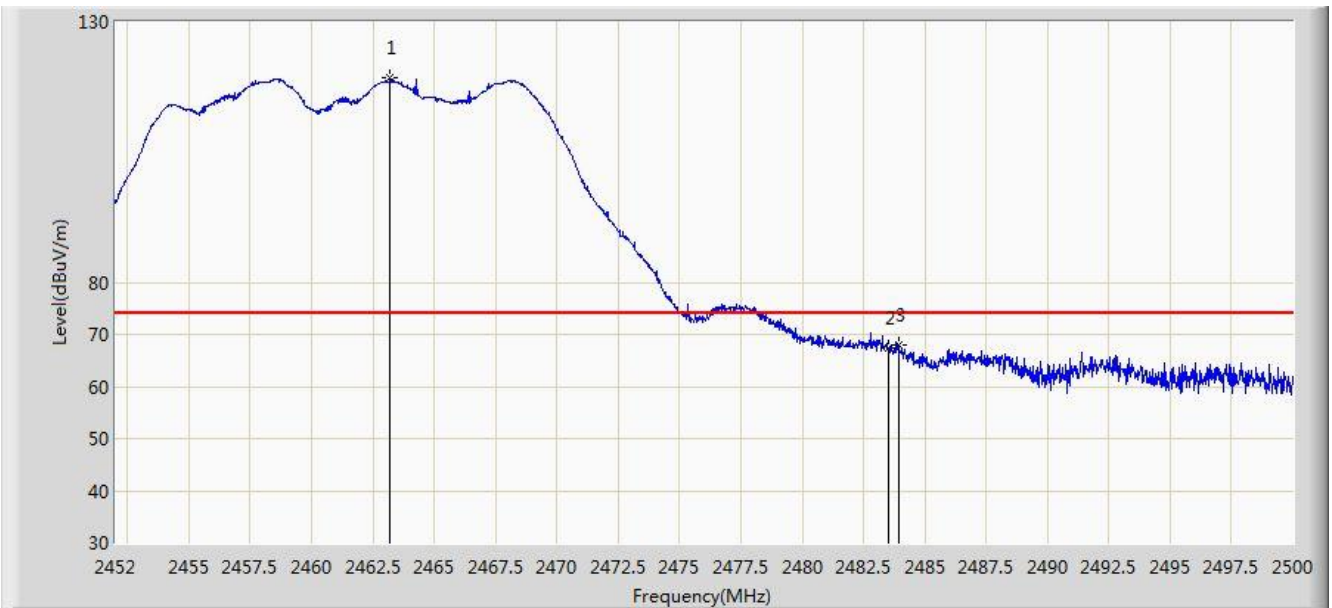


No	Flag	Mark	Frequency (MHz)	Measure Level (dBuV/m)	Reading Level (dBuV)	Over Limit (dB)	Limit (dBuV/m)	Factor (dB)	Type
1			2390.000	47.619	15.065	-6.381	54.000	32.554	AV
2		*	2406.432	97.342	64.809	N/A	N/A	32.532	AV

Note: Measure Level (dB μ V/m) = Reading Level (dB μ V) + Factor (dB)

Factor (dB) = Cable Loss (dB) + Antenna Factor (dB/m)

Site: AC1	Time: 2017/09/02 - 18:01
Limit: FCC_Part15.209_RE(3m)	Engineer: Kevin Ker
Probe: BBHA9120D_1GHz_18GHz	Polarity: Horizontal
EUT: ACCESS POINT	Power: POE (DC 57V)
Test Mode: Transmit by 802.11g at Channel 2462MHz Ant 0 + 1 (CDD Mode)	

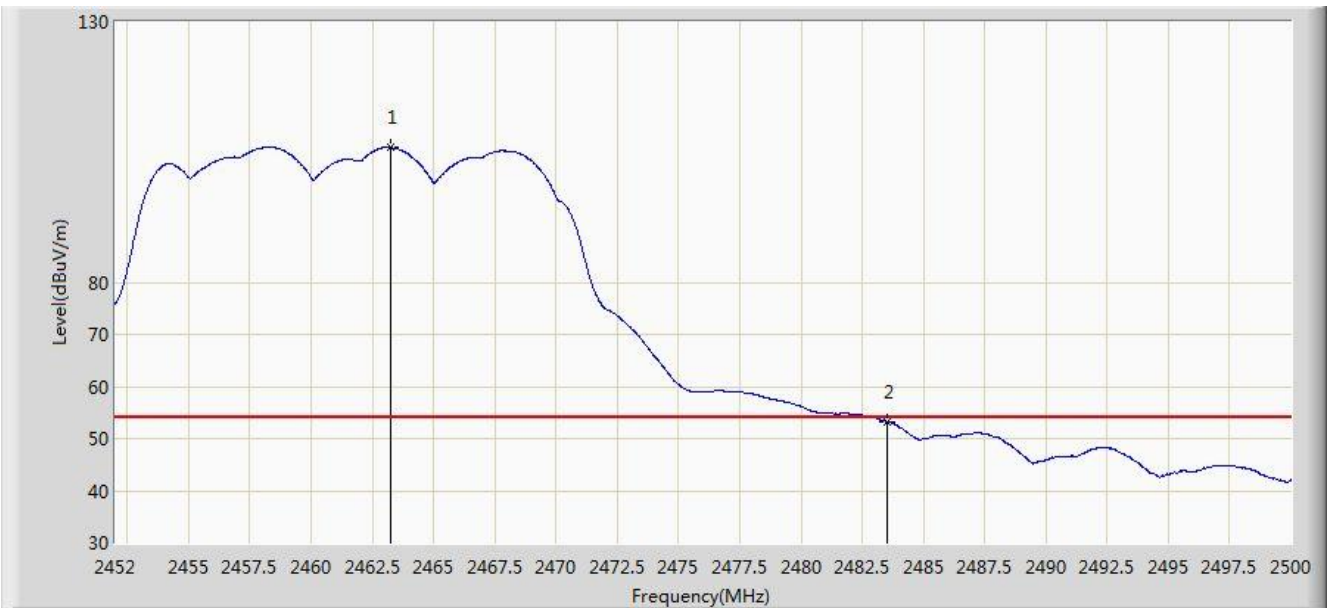


No	Flag	Mark	Frequency (MHz)	Measure Level (dBuV/m)	Reading Level (dBuV)	Over Limit (dB)	Limit (dBuV/m)	Factor (dB)	Type
1		*	2463.208	119.301	86.781	N/A	N/A	32.520	PK
2			2483.500	67.381	34.800	-6.619	74.000	32.580	PK
3			2483.920	67.865	35.283	-6.135	74.000	32.582	PK

Note: Measure Level (dB μ V/m) = Reading Level (dB μ V) + Factor (dB)

Factor (dB) = Cable Loss (dB) + Antenna Factor (dB/m)

Site: AC1	Time: 2017/09/02 - 17:59
Limit: FCC_Part15.209_RE(3m)	Engineer: Kevin Ker
Probe: BBHA9120D_1GHz_18GHz	Polarity: Horizontal
EUT: ACCESS POINT	Power: POE (DC 57V)
Test Mode: Transmit by 802.11g at Channel 2462MHz Ant 0 + 1 (CDD Mode)	

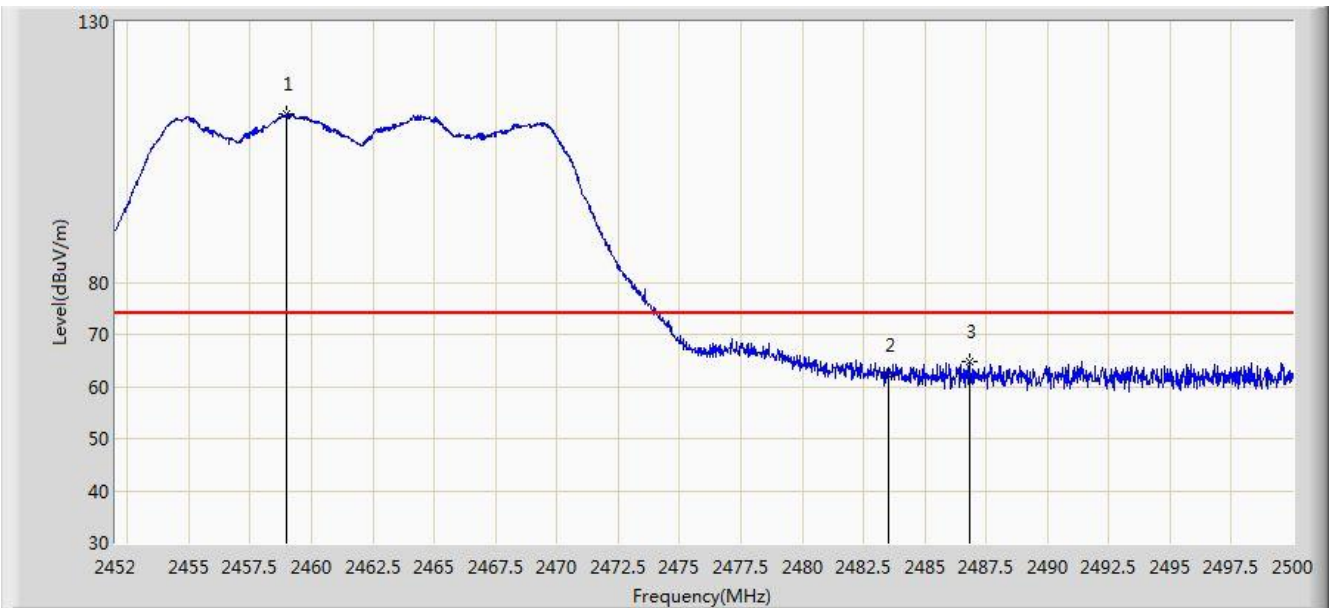


No	Flag	Mark	Frequency (MHz)	Measure Level (dBuV/m)	Reading Level (dBuV)	Over Limit (dB)	Limit (dBuV/m)	Factor (dB)	Type
1		*	2463.256	105.858	73.338	N/A	N/A	32.520	AV
2			2483.500	53.308	20.727	-0.692	54.000	32.580	AV

Note: Measure Level (dB μ V/m) = Reading Level (dB μ V) + Factor (dB)

Factor (dB) = Cable Loss (dB) + Antenna Factor (dB/m)

Site: AC1	Time: 2017/09/02 - 18:02
Limit: FCC_Part15.209_RE(3m)	Engineer: Kevin Ker
Probe: BBHA9120D_1GHz_18GHz	Polarity: Vertical
EUT: ACCESS POINT	Power: POE (DC 57V)
Test Mode: Transmit by 802.11g at Channel 2462MHz Ant 0 + 1 (CDD Mode)	

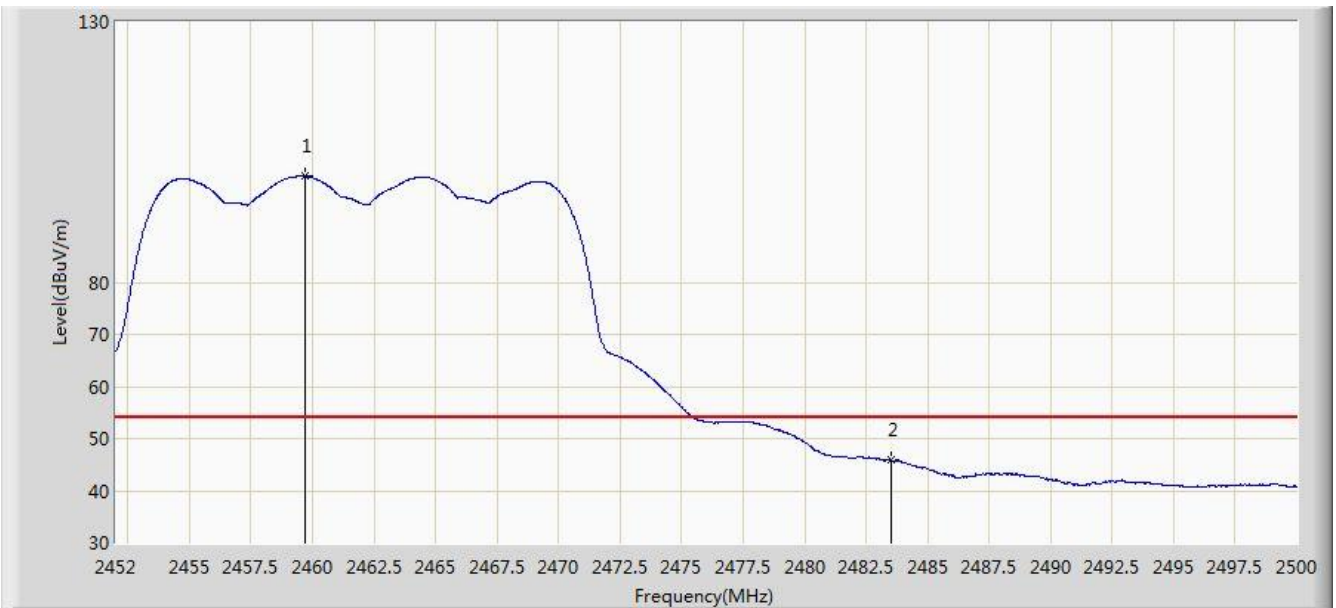


No	Flag	Mark	Frequency (MHz)	Measure Level (dBuV/m)	Reading Level (dBuV)	Over Limit (dB)	Limit (dBuV/m)	Factor (dB)	Type
1		*	2458.984	112.230	79.719	N/A	N/A	32.511	PK
2			2483.500	62.217	29.636	-11.783	74.000	32.580	PK
3			2486.800	64.667	32.077	-9.333	74.000	32.590	PK

Note: Measure Level (dB μ V/m) = Reading Level (dB μ V) + Factor (dB)

Factor (dB) = Cable Loss (dB) + Antenna Factor (dB/m)

Site: AC1	Time: 2017/09/02 - 18:04
Limit: FCC_Part15.209_RE(3m)	Engineer: Kevin Ker
Probe: BBHA9120D_1GHz_18GHz	Polarity: Vertical
EUT: ACCESS POINT	Power: POE (DC 57V)
Test Mode: Transmit by 802.11g at Channel 2462MHz Ant 0 + 1 (CDD Mode)	

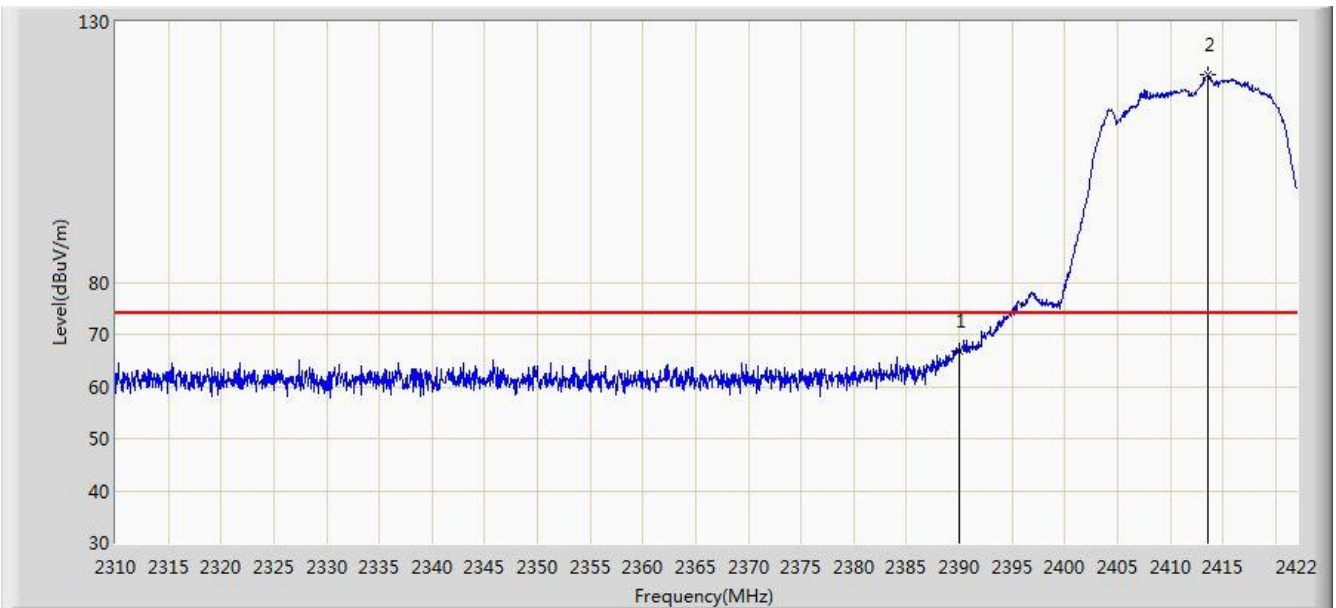


No	Flag	Mark	Frequency (MHz)	Measure Level (dBuV/m)	Reading Level (dBuV)	Over Limit (dB)	Limit (dBuV/m)	Factor (dB)	Type
1		*	2459.728	100.472	67.960	N/A	N/A	32.513	AV
2			2483.500	45.835	13.254	-8.165	54.000	32.580	AV

Note: Measure Level (dB μ V/m) = Reading Level (dB μ V) + Factor (dB)

Factor (dB) = Cable Loss (dB) + Antenna Factor (dB/m)

Site: AC1	Time: 2017/09/02 - 18:12
Limit: FCC_Part15.209_RE(3m)	Engineer: Kevin Ker
Probe: BBHA9120D_1GHz_18GHz	Polarity: Horizontal
EUT: ACCESS POINT	Power: POE (DC 57V)
Test Mode: Transmit by 802.11n-HT20 at Channel 2412MHz Ant 0 + 1 (CDD Mode)	

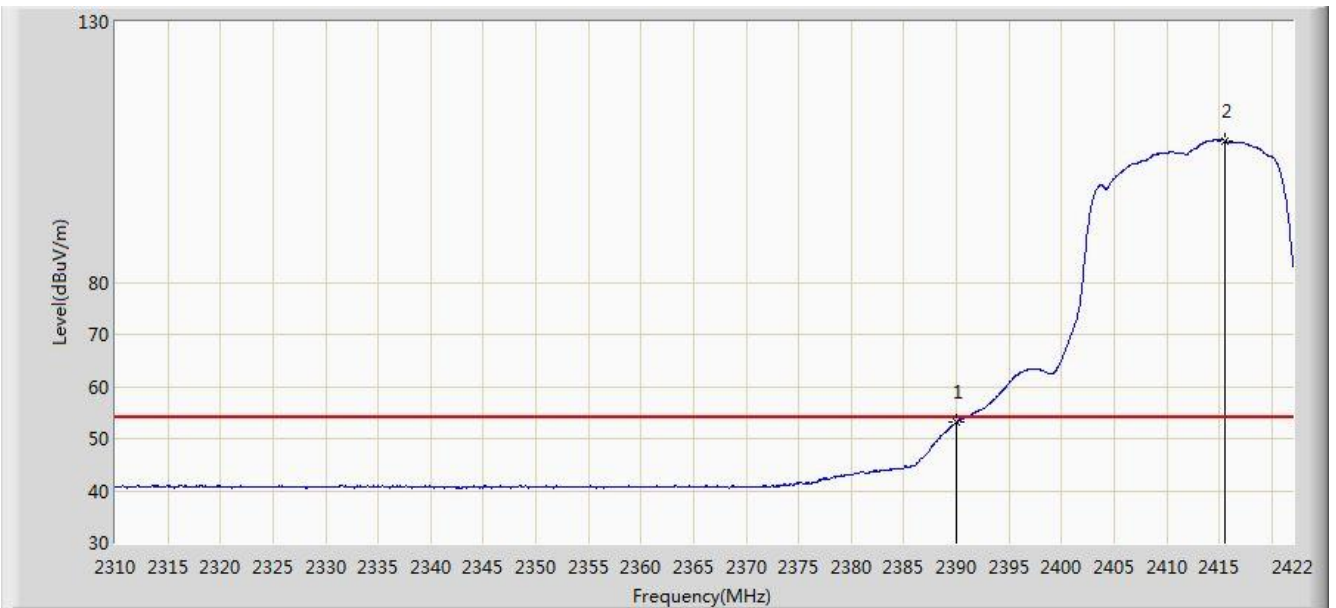


No	Flag	Mark	Frequency (MHz)	Measure Level (dBuV/m)	Reading Level (dBuV)	Over Limit (dB)	Limit (dBuV/m)	Factor (dB)	Type
1			2390.000	66.930	34.376	-7.070	74.000	32.554	PK
2		*	2413.600	119.825	87.301	N/A	N/A	32.524	PK

Note: Measure Level (dB μ V/m) = Reading Level (dB μ V) + Factor (dB)

Factor (dB) = Cable Loss (dB) + Antenna Factor (dB/m)

Site: AC1	Time: 2017/09/02 - 18:09
Limit: FCC_Part15.209_RE(3m)	Engineer: Kevin Ker
Probe: BBHA9120D_1GHz_18GHz	Polarity: Horizontal
EUT: ACCESS POINT	Power: POE (DC 57V)
Test Mode: Transmit by 802.11n-HT20 at Channel 2412MHz Ant 0 + 1 (CDD Mode)	

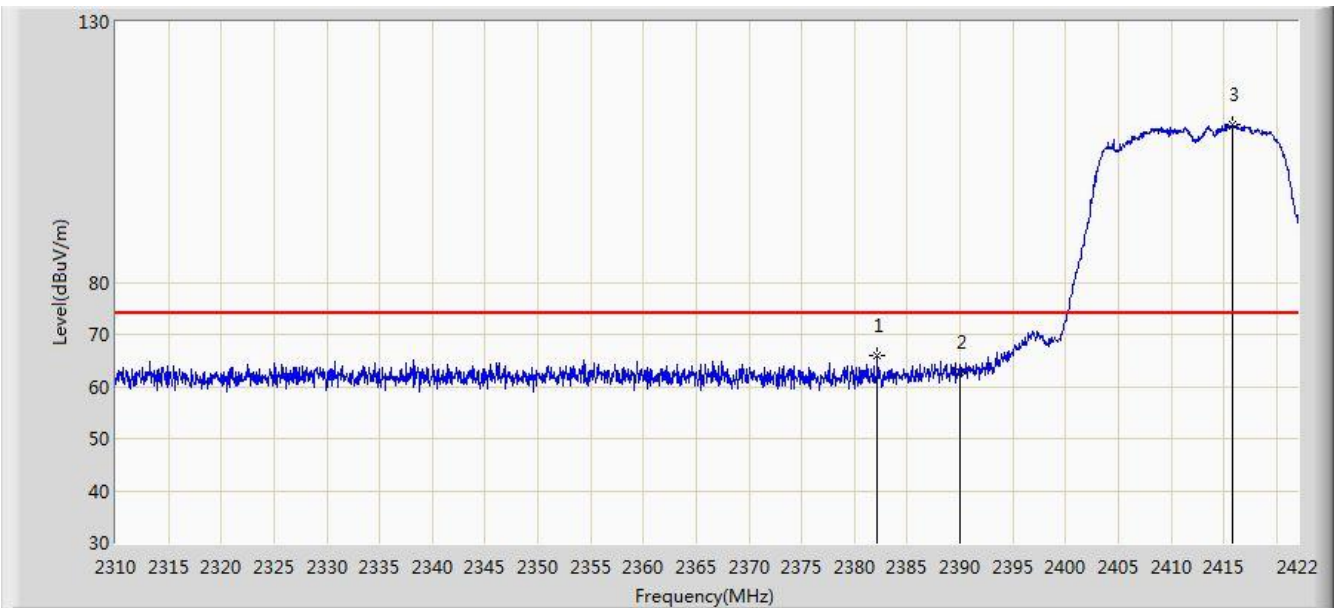


No	Flag	Mark	Frequency (MHz)	Measure Level (dBuV/m)	Reading Level (dBuV)	Over Limit (dB)	Limit (dBuV/m)	Factor (dB)	Type
1			2390.000	53.194	20.640	-0.806	54.000	32.554	AV
2		*	2415.504	107.185	74.664	N/A	N/A	32.521	AV

Note: Measure Level (dB μ V/m) = Reading Level (dB μ V) + Factor (dB)

Factor (dB) = Cable Loss (dB) + Antenna Factor (dB/m)

Site: AC1	Time: 2017/09/02 - 18:13
Limit: FCC_Part15.209_RE(3m)	Engineer: Kevin Ker
Probe: BBHA9120D_1GHz_18GHz	Polarity: Vertical
EUT: ACCESS POINT	Power: POE (DC 57V)
Test Mode: Transmit by 802.11n-HT20 at Channel 2412MHz Ant 0 + 1 (CDD Mode)	

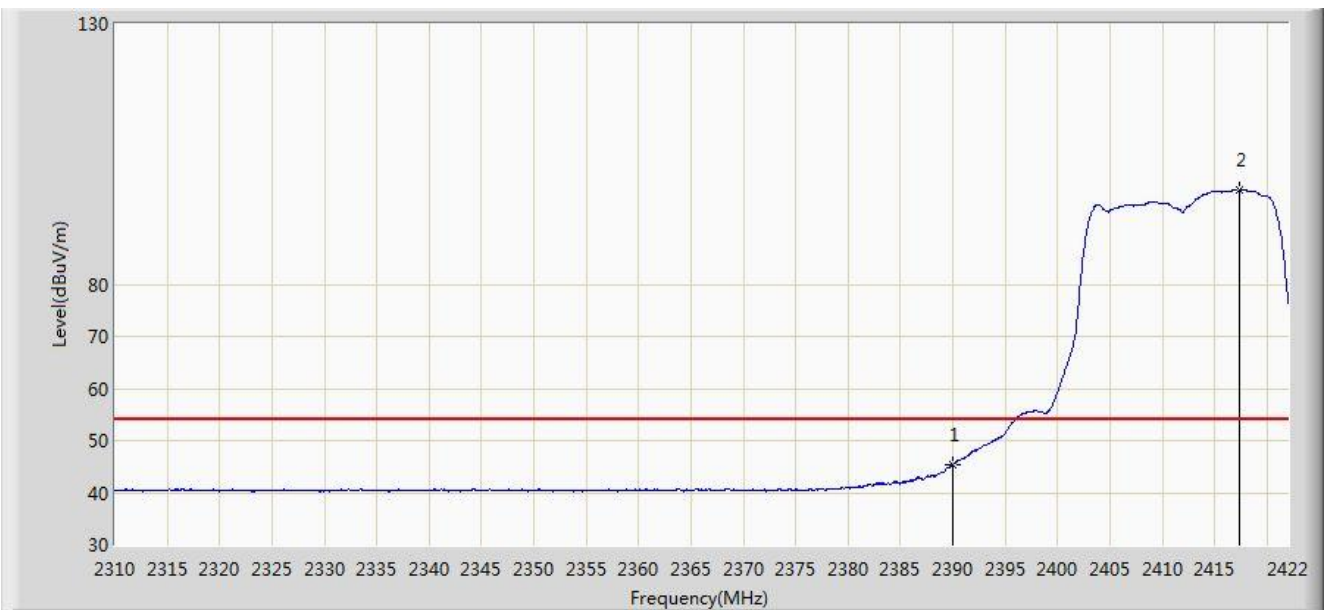


No	Flag	Mark	Frequency (MHz)	Measure Level (dBuV/m)	Reading Level (dBuV)	Over Limit (dB)	Limit (dBuV/m)	Factor (dB)	Type
1			2382.128	65.799	33.234	-8.201	74.000	32.565	PK
2			2390.000	62.656	30.102	-11.344	74.000	32.554	PK
3		*	2415.840	110.412	77.891	N/A	N/A	32.521	PK

Note: Measure Level (dB μ V/m) = Reading Level (dB μ V) + Factor (dB)

Factor (dB) = Cable Loss (dB) + Antenna Factor (dB/m)

Site: AC1	Time: 2017/09/02 - 18:16
Limit: FCC_Part15.209_RE(3m)	Engineer: Kevin Ker
Probe: BBHA9120D_1GHz_18GHz	Polarity: Vertical
EUT: ACCESS POINT	Power: POE (DC 57V)
Test Mode: Transmit by 802.11n-HT20 at Channel 2412MHz Ant 0 + 1 (CDD Mode)	

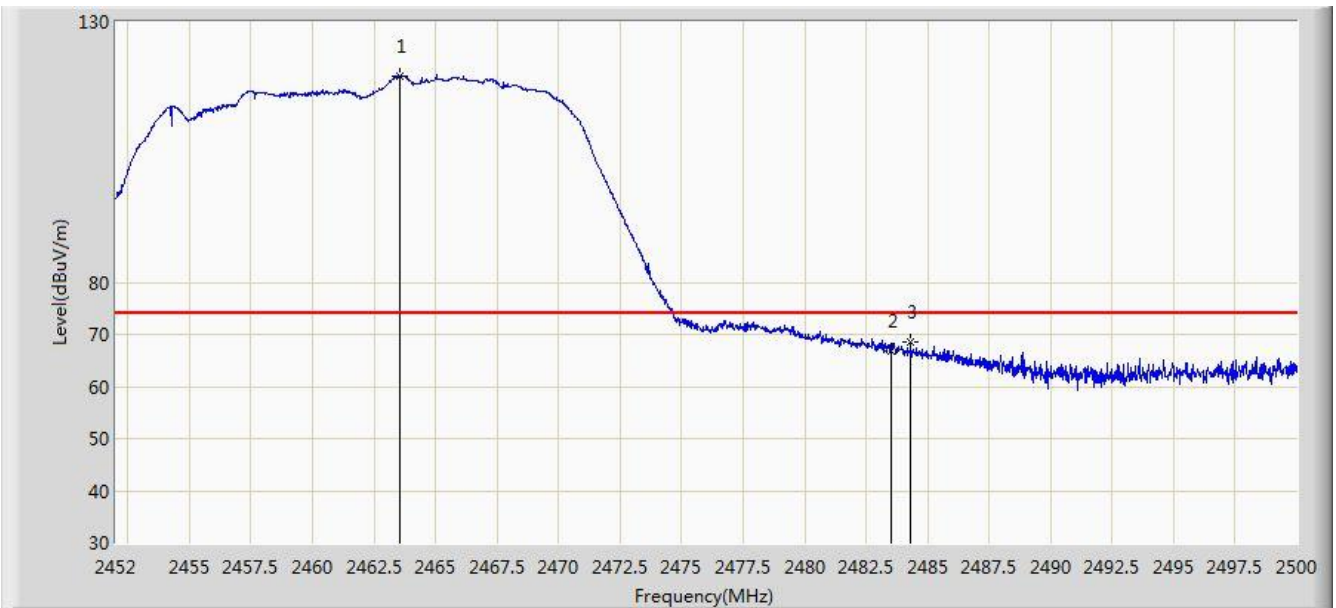


No	Flag	Mark	Frequency (MHz)	Measure Level (dBuV/m)	Reading Level (dBuV)	Over Limit (dB)	Limit (dBuV/m)	Factor (dB)	Type
1			2390.000	45.426	12.872	-8.574	54.000	32.554	AV
2		*	2417.408	98.231	65.712	N/A	N/A	32.520	AV

Note: Measure Level (dB μ V/m) = Reading Level (dB μ V) + Factor (dB)

Factor (dB) = Cable Loss (dB) + Antenna Factor (dB/m)

Site: AC1	Time: 2017/09/02 - 18:17
Limit: FCC_Part15.209_RE(3m)	Engineer: Kevin Ker
Probe: BBHA9120D_1GHz_18GHz	Polarity: Horizontal
EUT: ACCESS POINT	Power: POE (DC 57V)
Test Mode: Transmit by 802.11n-HT20 at Channel 2462MHz Ant 0 + 1 (CDD Mode)	

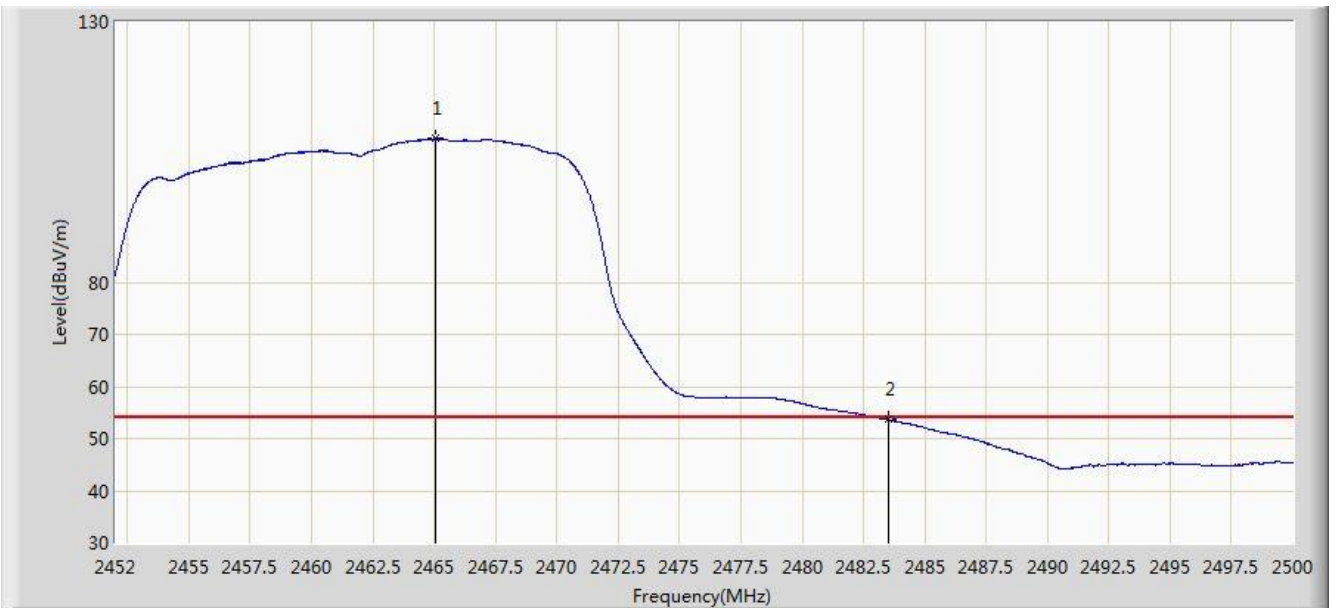


No	Flag	Mark	Frequency (MHz)	Measure Level (dBuV/m)	Reading Level (dBuV)	Over Limit (dB)	Limit (dBuV/m)	Factor (dB)	Type
1		*	2463.568	119.612	87.091	N/A	N/A	32.521	PK
2			2483.500	66.861	34.280	-7.139	74.000	32.580	PK
3			2484.328	68.659	36.076	-5.341	74.000	32.583	PK

Note: Measure Level (dB μ V/m) = Reading Level (dB μ V) + Factor (dB)

Factor (dB) = Cable Loss (dB) + Antenna Factor (dB/m)

Site: AC1	Time: 2017/09/02 - 18:19
Limit: FCC_Part15.209_RE(3m)	Engineer: Kevin Ker
Probe: BBHA9120D_1GHz_18GHz	Polarity: Horizontal
EUT: ACCESS POINT	Power: POE (DC 57V)
Test Mode: Transmit by 802.11n-HT20 at Channel 2462MHz Ant 0 + 1 (CDD Mode)	

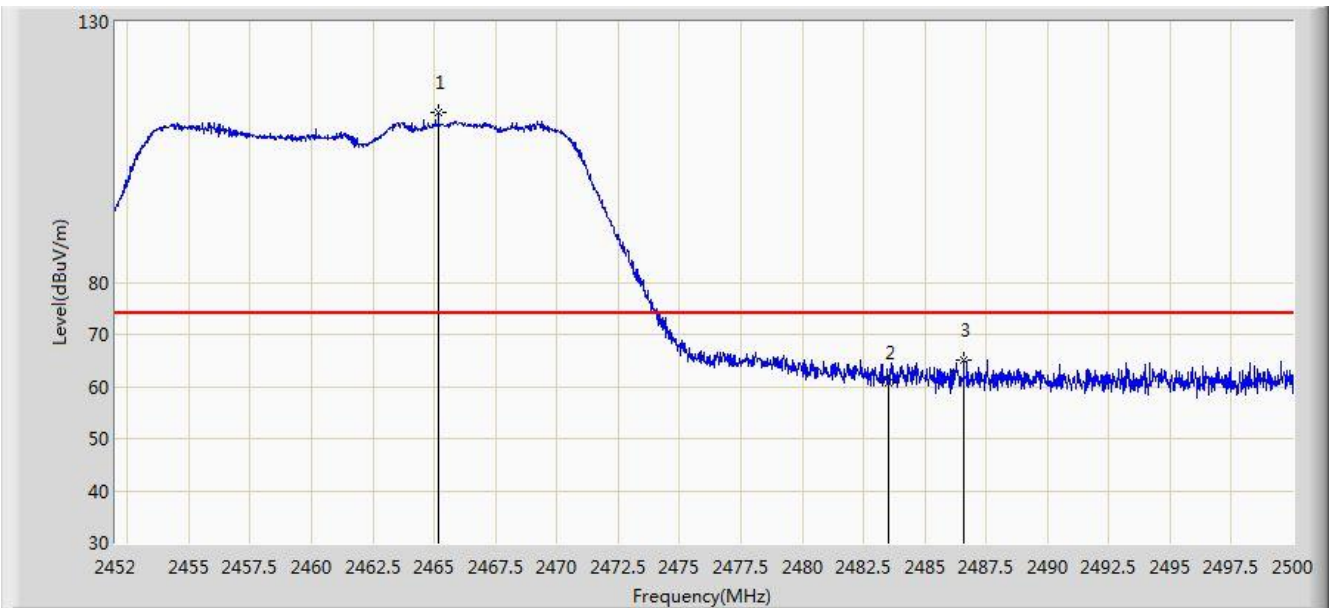


No	Flag	Mark	Frequency (MHz)	Measure Level (dBuV/m)	Reading Level (dBuV)	Over Limit (dB)	Limit (dBuV/m)	Factor (dB)	Type
1		*	2465.032	107.556	75.031	N/A	N/A	32.525	AV
2			2483.500	53.705	21.124	-0.295	54.000	32.580	AV

Note: Measure Level (dB μ V/m) = Reading Level (dB μ V) + Factor (dB)

Factor (dB) = Cable Loss (dB) + Antenna Factor (dB/m)

Site: AC1	Time: 2017/09/02 - 18:20
Limit: FCC_Part15.209_RE(3m)	Engineer: Kevin Ker
Probe: BBHA9120D_1GHz_18GHz	Polarity: Vertical
EUT: ACCESS POINT	Power: POE (DC 57V)
Test Mode: Transmit by 802.11n-HT20 at Channel 2462MHz Ant 0 + 1 (CDD Mode)	

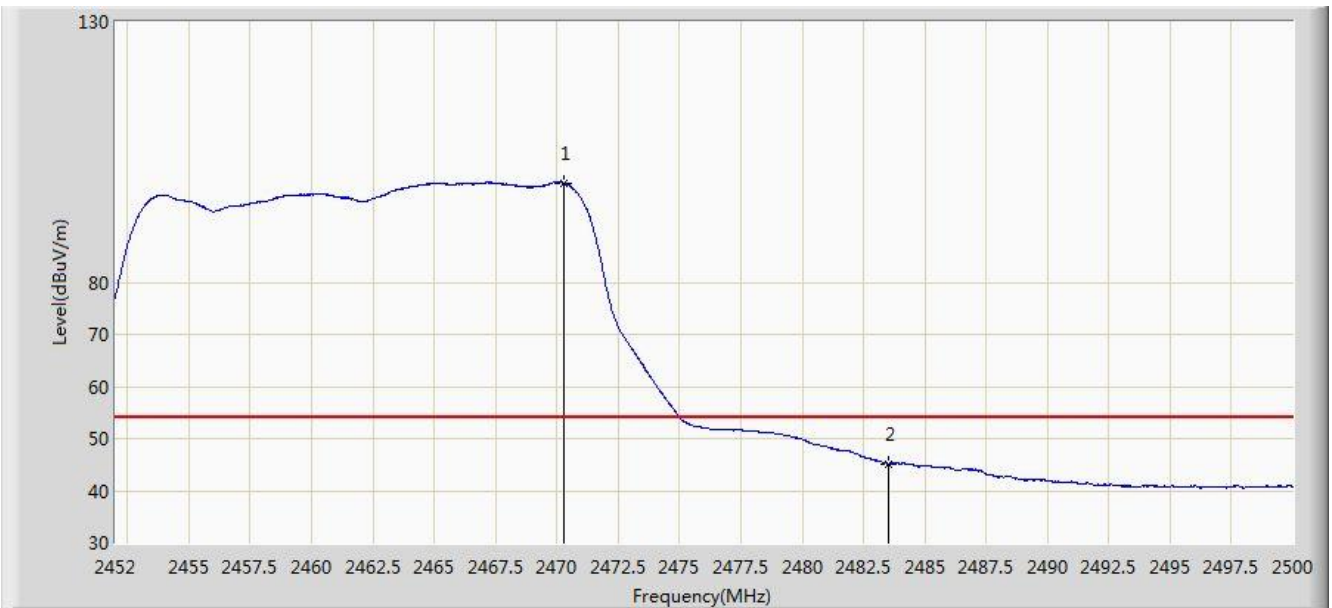


No	Flag	Mark	Frequency (MHz)	Measure Level (dBuV/m)	Reading Level (dBuV)	Over Limit (dB)	Limit (dBuV/m)	Factor (dB)	Type
1		*	2465.176	112.512	79.986	N/A	N/A	32.526	PK
2			2483.500	60.862	28.281	-13.138	74.000	32.580	PK
3			2486.584	64.991	32.401	-9.009	74.000	32.590	PK

Note: Measure Level (dB μ V/m) = Reading Level (dB μ V) + Factor (dB)

Factor (dB) = Cable Loss (dB) + Antenna Factor (dB/m)

Site: AC1	Time: 2017/09/02 - 18:22
Limit: FCC_Part15.209_RE(3m)	Engineer: Kevin Ker
Probe: BBHA9120D_1GHz_18GHz	Polarity: Vertical
EUT: ACCESS POINT	Power: POE (DC 57V)
Test Mode: Transmit by 802.11n-HT20 at Channel 2462MHz Ant 0 + 1 (CDD Mode)	

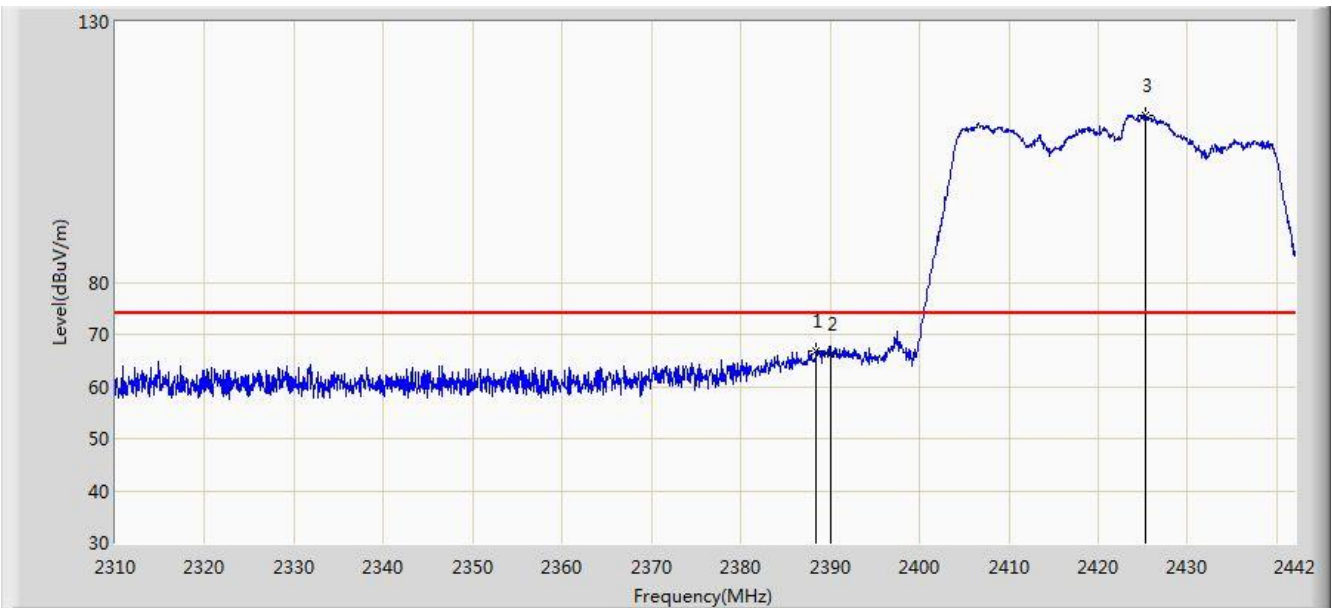


No	Flag	Mark	Frequency (MHz)	Measure Level (dBuV/m)	Reading Level (dBuV)	Over Limit (dB)	Limit (dBuV/m)	Factor (dB)	Type
1		*	2470.264	99.124	66.583	N/A	N/A	32.541	AV
2			2483.500	45.110	12.529	-8.890	54.000	32.580	AV

Note: Measure Level (dB μ V/m) = Reading Level (dB μ V) + Factor (dB)

Factor (dB) = Cable Loss (dB) + Antenna Factor (dB/m)

Site: AC1	Time: 2017/09/02 - 18:28
Limit: FCC_Part15.209_RE(3m)	Engineer: Kevin Ker
Probe: BBHA9120D_1GHz_18GHz	Polarity: Horizontal
EUT: ACCESS POINT	Power: POE (DC 57V)
Test Mode: Transmit by 802.11n-HT40 at Channel 2422MHz Ant 0 + 1 (CDD Mode)	

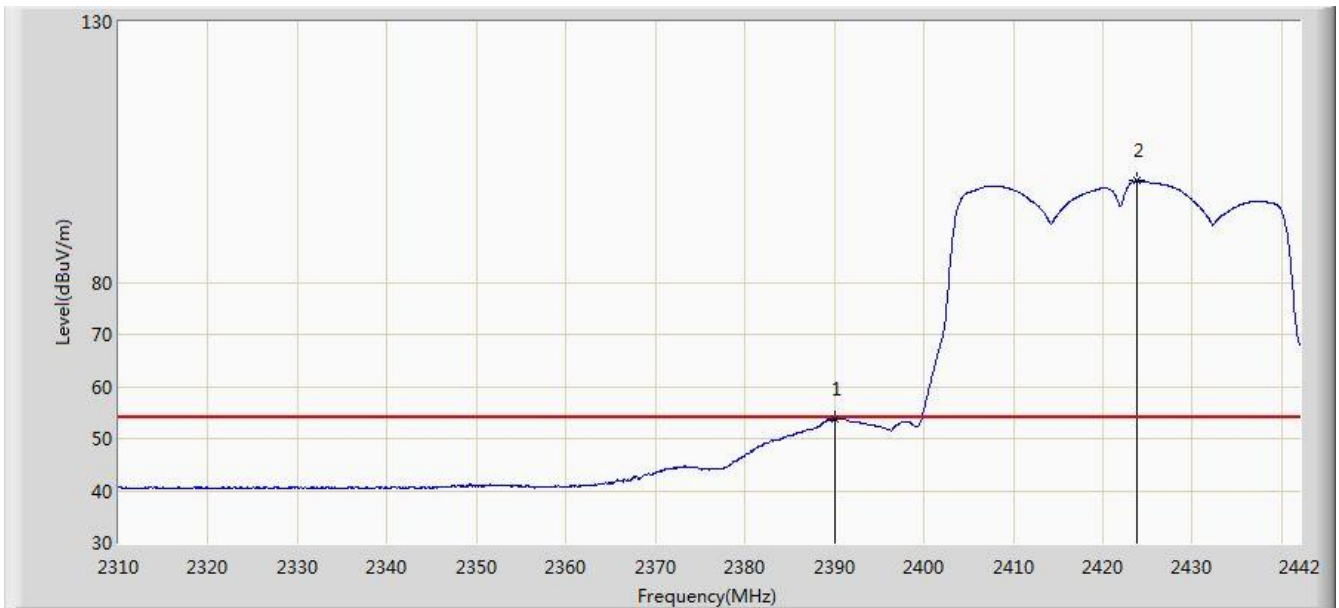


No	Flag	Mark	Frequency (MHz)	Measure Level (dBuV/m)	Reading Level (dBuV)	Over Limit (dB)	Limit (dBuV/m)	Factor (dB)	Type
1			2388.474	66.912	34.355	-7.088	74.000	32.556	PK
2			2390.000	66.121	33.567	-7.879	74.000	32.554	PK
3		*	2425.302	111.893	79.383	N/A	N/A	32.510	PK

Note: Measure Level (dBuV/m) = Reading Level (dBuV) + Factor (dB)

Factor (dB) = Cable Loss (dB) + Antenna Factor (dB/m)

Site: AC1	Time: 2017/09/02 - 18:25
Limit: FCC_Part15.209_RE(3m)	Engineer: Kevin Ker
Probe: BBHA9120D_1GHz_18GHz	Polarity: Horizontal
EUT: ACCESS POINT	Power: POE (DC 57V)
Test Mode: Transmit by 802.11n-HT40 at Channel 2422MHz Ant 0 + 1 (CDD Mode)	

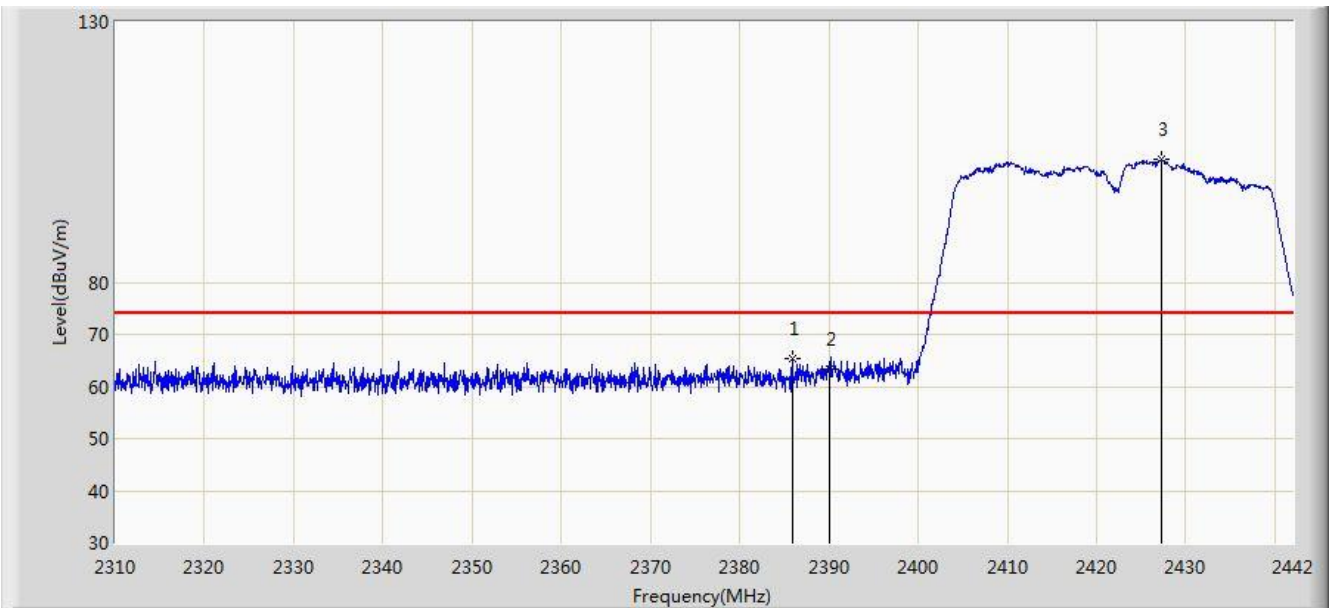


No	Flag	Mark	Frequency (MHz)	Measure Level (dBuV/m)	Reading Level (dBuV)	Over Limit (dB)	Limit (dBuV/m)	Factor (dB)	Type
1			2390.000	53.784	21.230	-0.216	54.000	32.554	AV
2		*	2423.850	99.466	66.955	N/A	N/A	32.511	AV

Note: Measure Level (dB μ V/m) = Reading Level (dB μ V) + Factor (dB)

Factor (dB) = Cable Loss (dB) + Antenna Factor (dB/m)

Site: AC1	Time: 2017/09/02 - 18:28
Limit: FCC_Part15.209_RE(3m)	Engineer: Kevin Ker
Probe: BBHA9120D_1GHz_18GHz	Polarity: Vertical
EUT: ACCESS POINT	Power: POE (DC 57V)
Test Mode: Transmit by 802.11n-HT40 at Channel 2422MHz Ant 0 + 1 (CDD Mode)	

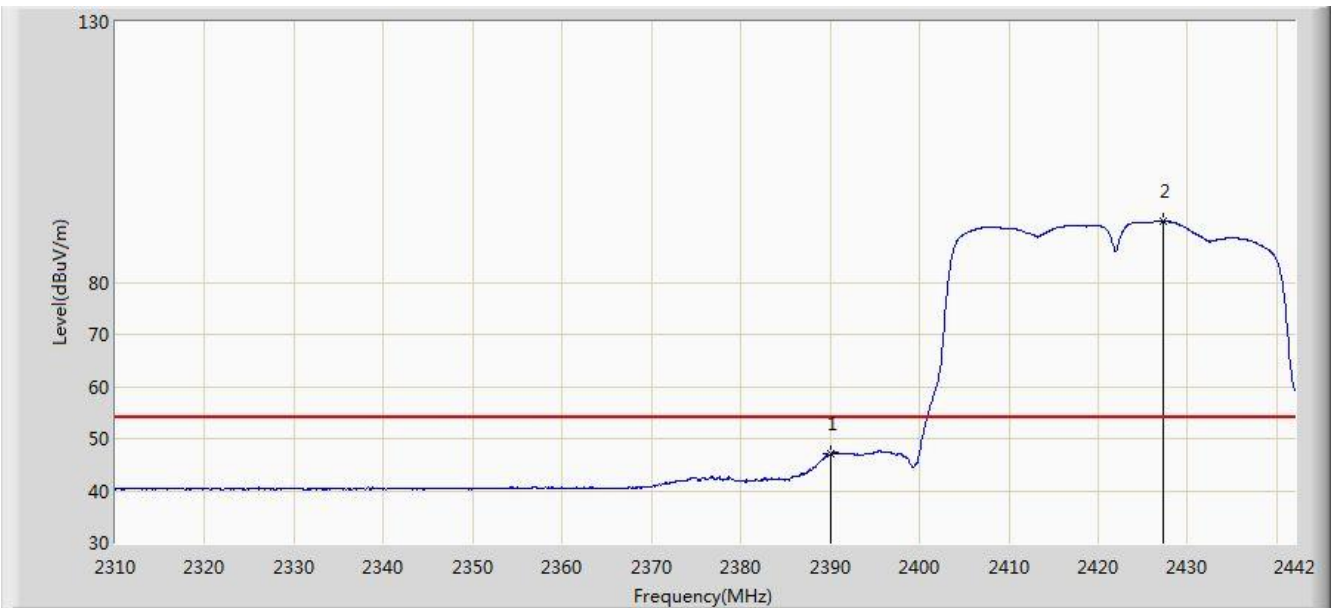


No	Flag	Mark	Frequency (MHz)	Measure Level (dBuV/m)	Reading Level (dBuV)	Over Limit (dB)	Limit (dBuV/m)	Factor (dB)	Type
1			2385.900	65.440	32.880	-8.560	74.000	32.560	PK
2			2390.000	63.248	30.694	-10.752	74.000	32.554	PK
3		*	2427.216	103.548	71.041	N/A	N/A	32.508	PK

Note: Measure Level (dB μ V/m) = Reading Level (dB μ V) + Factor (dB)

Factor (dB) = Cable Loss (dB) + Antenna Factor (dB/m)

Site: AC1	Time: 2017/09/02 - 18:30
Limit: FCC_Part15.209_RE(3m)	Engineer: Kevin Ker
Probe: BBHA9120D_1GHz_18GHz	Polarity: Vertical
EUT: ACCESS POINT	Power: POE (DC 57V)
Test Mode: Transmit by 802.11n-HT40 at Channel 2422MHz Ant 0 + 1 (CDD Mode)	

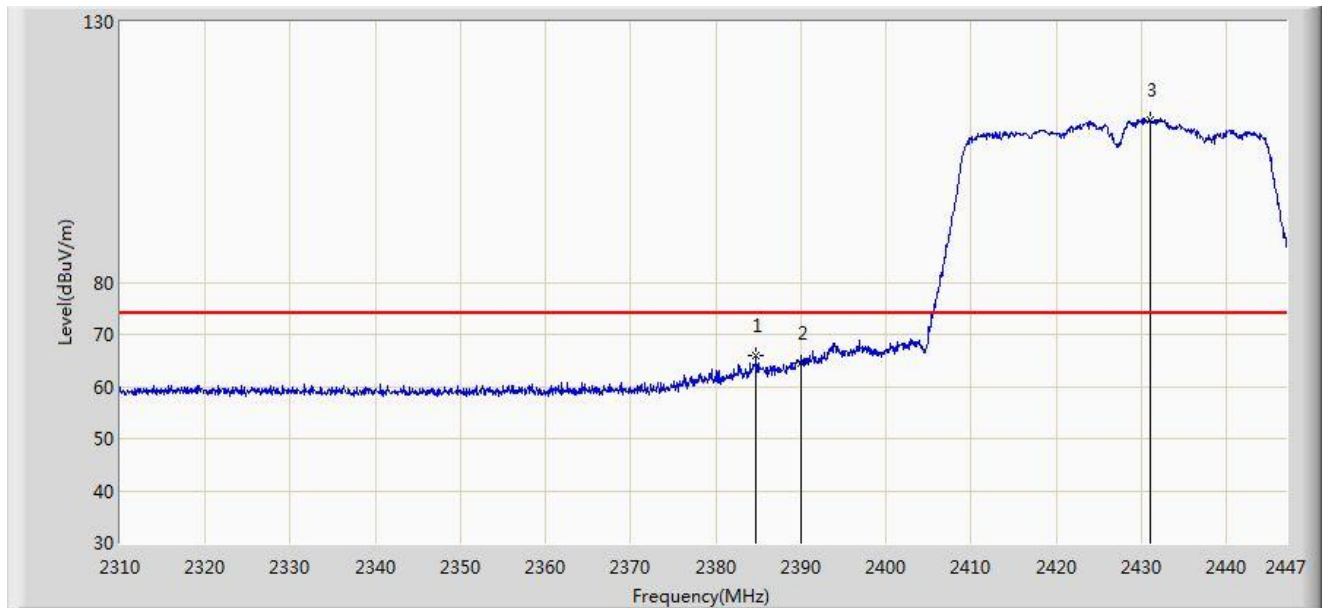


No	Flag	Mark	Frequency (MHz)	Measure Level (dBuV/m)	Reading Level (dBuV)	Over Limit (dB)	Limit (dBuV/m)	Factor (dB)	Type
1			2390.000	47.038	14.484	-6.962	54.000	32.554	AV
2		*	2427.348	91.700	59.193	N/A	N/A	32.508	AV

Note: Measure Level (dB μ V/m) = Reading Level (dB μ V) + Factor (dB)

Factor (dB) = Cable Loss (dB) + Antenna Factor (dB/m)

Site: AC1	Time: 2017/09/02 - 01:49
Limit: FCC_Part15.209_RE(3m)	Engineer: Kevin Ker
Probe: BBHA9120D_1-18GHz	Polarity: Horizontal
EUT: ACCESS POINT	Power: POE (DC 57V)
Test Mode: Transmit by 802.11n-HT40 at Channel 2427MHz Ant 0 + 1 (CDD Mode)	

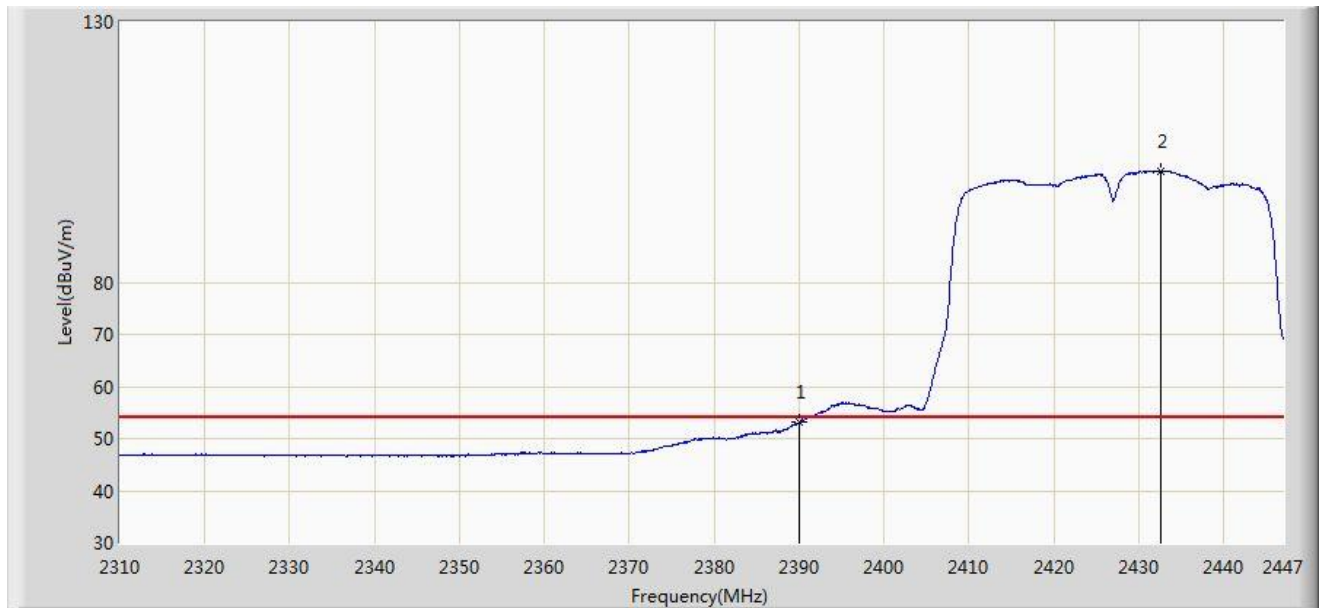


No	Flag	Mark	Frequency (MHz)	Measure Level (dBuV/m)	Reading Level (dBuV)	Over Limit (dB)	Limit (dBuV/m)	Factor (dB)	Type
1			2384.733	66.029	33.445	-7.971	74.000	32.583	PK
2			2390.000	64.381	31.806	-9.619	74.000	32.575	PK
3			2431.108	111.254	78.732	N/A	N/A	32.522	PK

Note: Measure Level (dB μ V/m) = Reading Level (dB μ V) + Factor (dB)

Factor (dB) = Cable Loss (dB) + Antenna Factor (dB/m)

Site: AC1	Time: 2017/09/02 - 01:47
Limit: FCC_Part15.209_RE(3m)	Engineer: Kevin Ker
Probe: BBHA9120D_1-18GHz	Polarity: Horizontal
EUT: ACCESS POINT	Power: POE (DC 57V)
Test Mode: Transmit by 802.11n-HT40 at Channel 2427MHz Ant 0 + 1 (CDD Mode)	

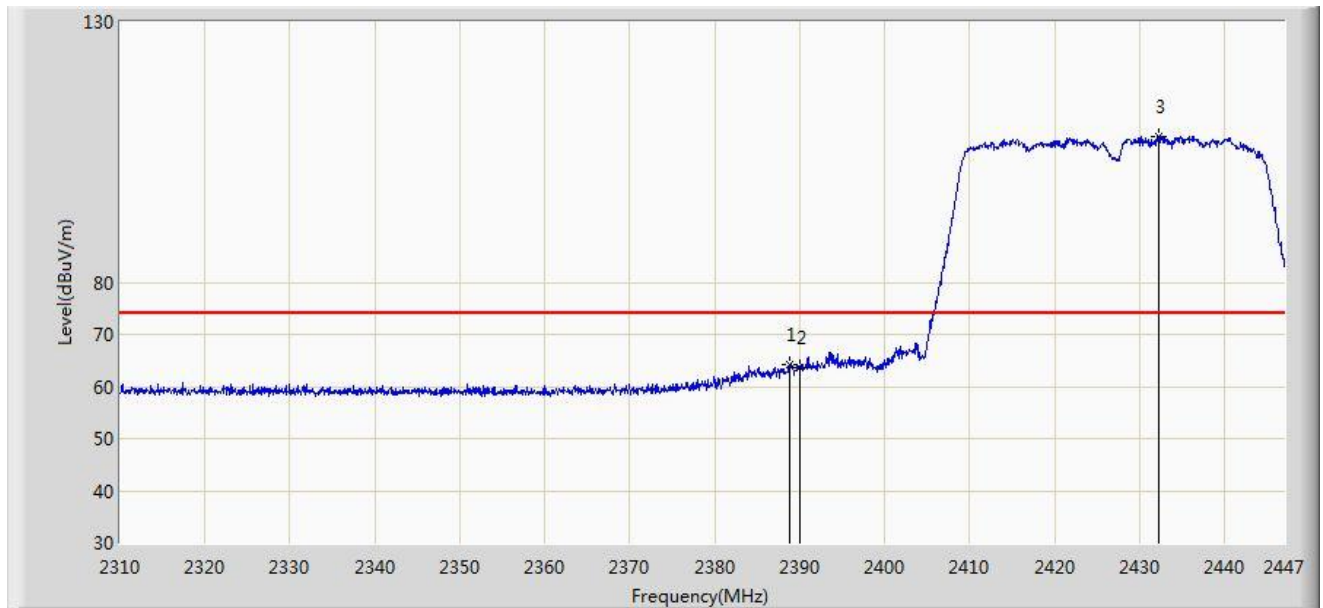


No	Flag	Mark	Frequency (MHz)	Measure Level (dBuV/m)	Reading Level (dBuV)	Over Limit (dB)	Limit (dBuV/m)	Factor (dB)	Type
1			2390.000	53.120	20.545	-0.880	54.000	32.575	AV
2			2432.546	101.373	68.852	N/A	N/A	32.521	AV

Note: Measure Level (dB μ V/m) = Reading Level (dB μ V) + Factor (dB)

Factor (dB) = Cable Loss (dB) + Antenna Factor (dB/m)

Site: AC1	Time: 2017/09/02 - 01:51
Limit: FCC_Part15.209_RE(3m)	Engineer: Kevin Ker
Probe: BBHA9120D_1-18GHz	Polarity: Vertical
EUT: ACCESS POINT	Power: POE (DC 57V)
Test Mode: Transmit by 802.11n-HT40 at Channel 2427MHz Ant 0 + 1 (CDD Mode)	

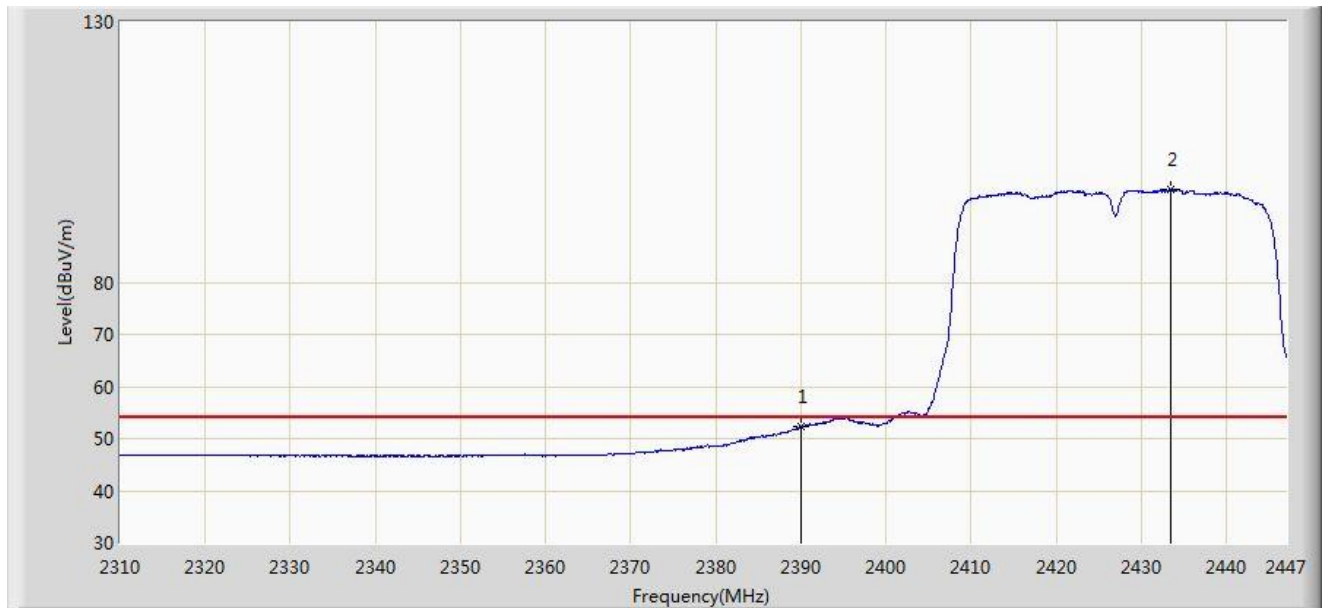


No	Flag	Mark	Frequency (MHz)	Measure Level (dBuV/m)	Reading Level (dBuV)	Over Limit (dB)	Limit (dBuV/m)	Factor (dB)	Type
1			2388.775	64.254	31.677	-9.746	74.000	32.577	PK
2			2390.000	63.491	30.916	-10.509	74.000	32.575	PK
3			2432.204	108.113	75.592	N/A	N/A	32.521	PK

Note: Measure Level (dBuV/m) = Reading Level (dBuV) + Factor (dB)

Factor (dB) = Cable Loss (dB) + Antenna Factor (dB/m)

Site: AC1	Time: 2017/09/02 - 01:52
Limit: FCC_Part15.209_RE(3m)	Engineer: Kevin Ker
Probe: BBHA9120D_1-18GHz	Polarity: Vertical
EUT: ACCESS POINT	Power: POE (DC 57V)
Test Mode: Transmit by 802.11n-HT40 at Channel 2427MHz Ant 0 + 1 (CDD Mode)	

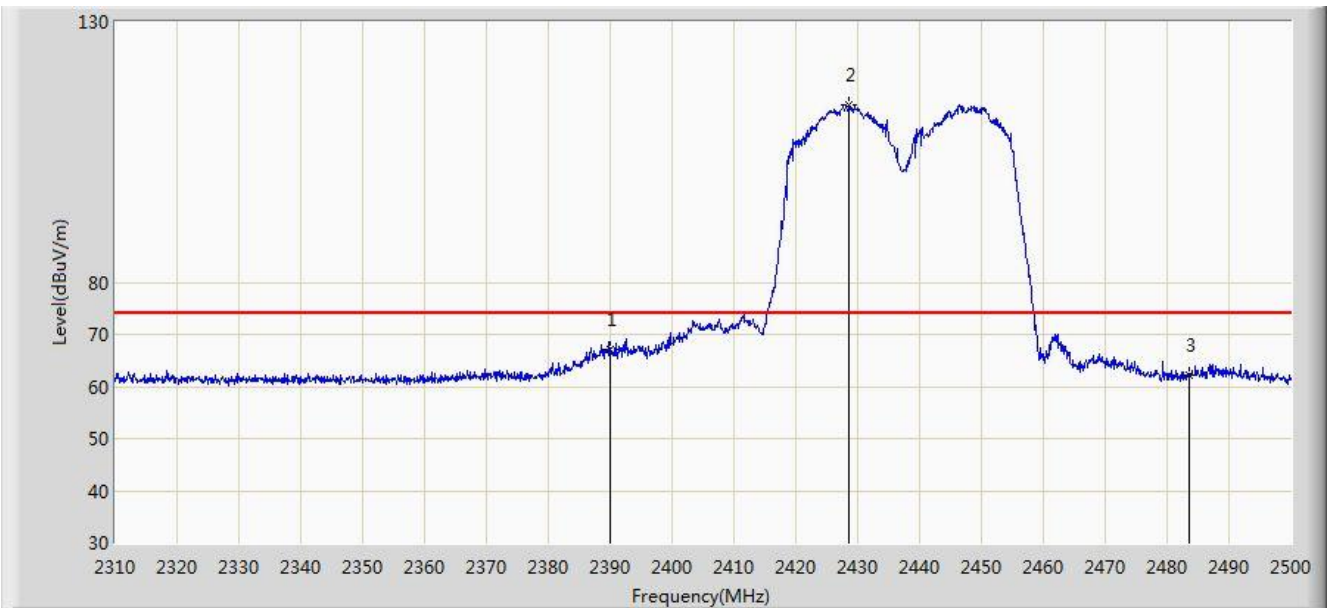


No	Flag	Mark	Frequency (MHz)	Measure Level (dBuV/m)	Reading Level (dBuV)	Over Limit (dB)	Limit (dBuV/m)	Factor (dB)	Type
1			2390.000	52.384	19.809	-1.616	54.000	32.575	AV
2			2433.368	97.758	65.238	N/A	N/A	32.520	AV

Note: Measure Level (dB μ V/m) = Reading Level (dB μ V) + Factor (dB)

Factor (dB) = Cable Loss (dB) + Antenna Factor (dB/m)

Site: AC1	Time: 2017/12/12 - 20:12
Limit: FCC_Part15.209_RE(3m)	Engineer: Kevin Ker
Probe: BBHA9120D_1-18GHz	Polarity: Horizontal
EUT: ACCESS POINT	Power: POE (DC 57V)
Test Mode: Transmit by 802.11n-HT40 at Channel 2437 Ant 0 + 1 (CDD Mode)	

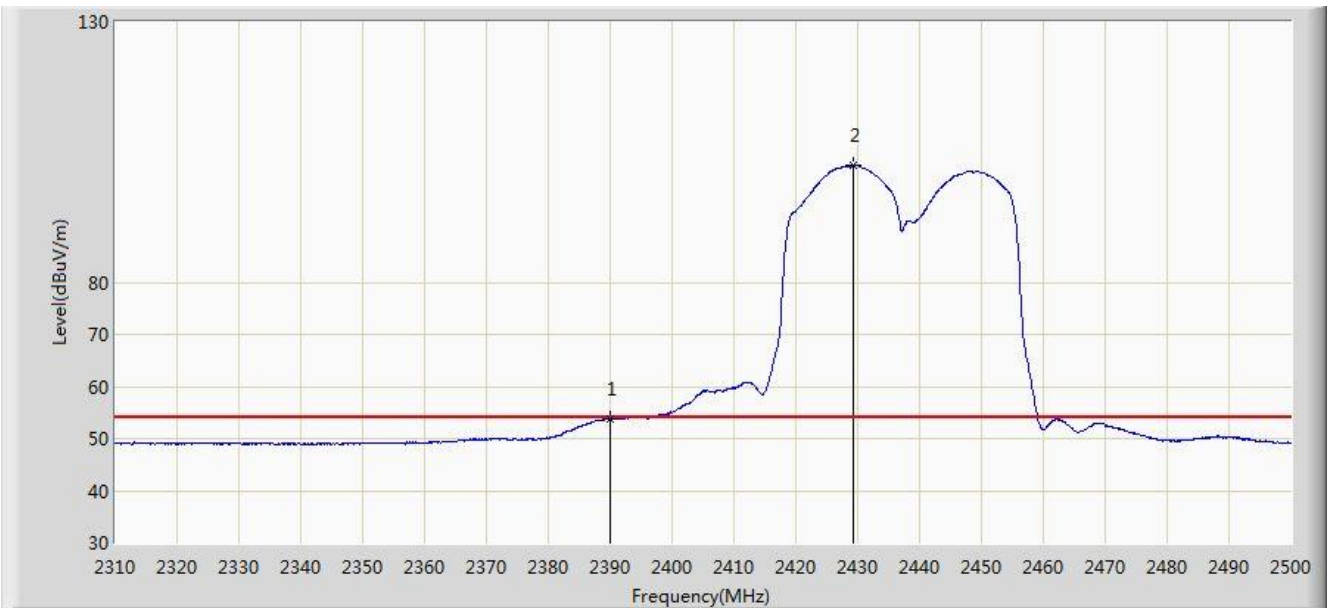


No	Flag	Mark	Frequency (MHz)	Measure Level (dBuV/m)	Reading Level (dBuV)	Over Limit (dB)	Limit (dBuV/m)	Factor (dB)	Type
1			2390.000	67.013	34.438	-6.987	74.000	32.575	PK
2		*	2428.560	114.078	81.553	N/A	N/A	32.526	PK
3			2483.500	62.109	29.513	-11.891	74.000	32.596	PK

Note: Measure Level (dB μ V/m) = Reading Level (dB μ V) + Factor (dB)

Factor (dB) = Cable Loss (dB) + Antenna Factor (dB/m)

Site: AC1	Time: 2017/12/12 - 20:13
Limit: FCC_Part15.209_RE(3m)	Engineer: Kevin Ker
Probe: BBHA9120D_1-18GHz	Polarity: Horizontal
EUT: ACCESS POINT	Power: POE (DC 57V)
Test Mode: Transmit by 802.11n-HT40 at Channel 2437 Ant 0 + 1 (CDD Mode)	

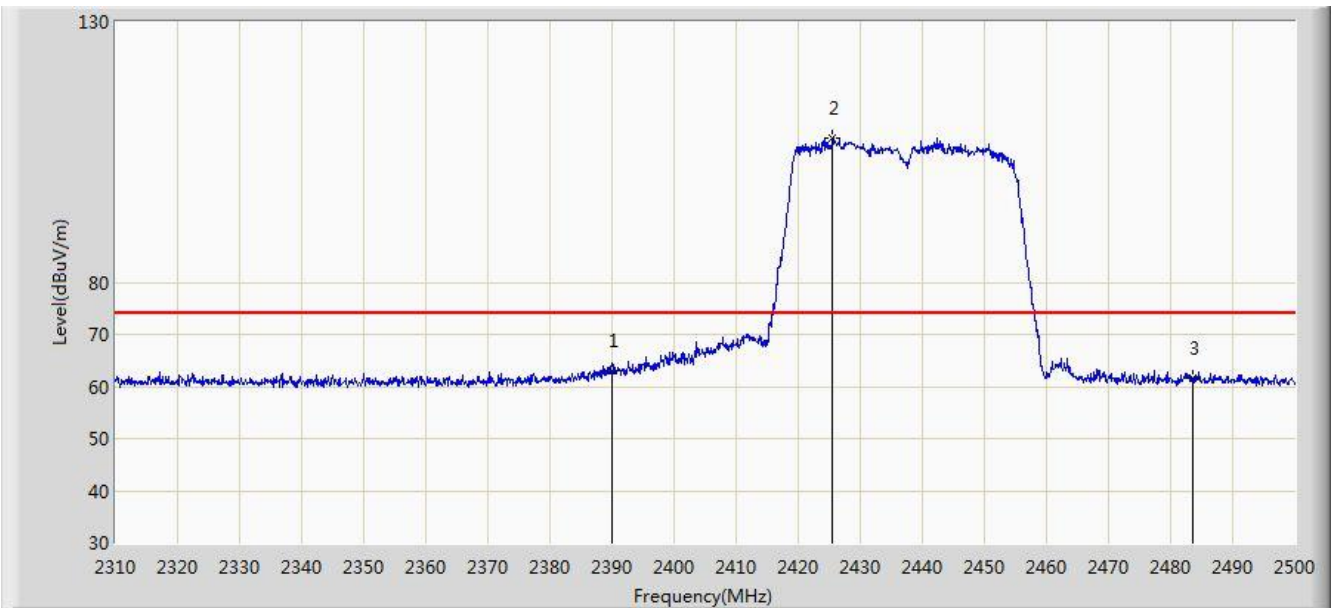


No	Flag	Mark	Frequency (MHz)	Measure Level (dBuV/m)	Reading Level (dBuV)	Over Limit (dB)	Limit (dBuV/m)	Factor (dB)	Type
1			2390.000	53.754	21.179	-0.246	54.000	32.575	AV
2		*	2429.320	102.355	69.831	N/A	N/A	32.525	AV

Note: Measure Level (dB μ V/m) = Reading Level (dB μ V) + Factor (dB)

Factor (dB) = Cable Loss (dB) + Antenna Factor (dB/m)

Site: AC1	Time: 2017/12/12 - 20:14
Limit: FCC_Part15.209_RE(3m)	Engineer: Kevin Ker
Probe: BBHA9120D_1-18GHz	Polarity: Vertical
EUT: ACCESS POINT	Power: POE (DC 57V)
Test Mode: Transmit by 802.11n-HT40 at Channel 2437 Ant 0 + 1 (CDD Mode)	

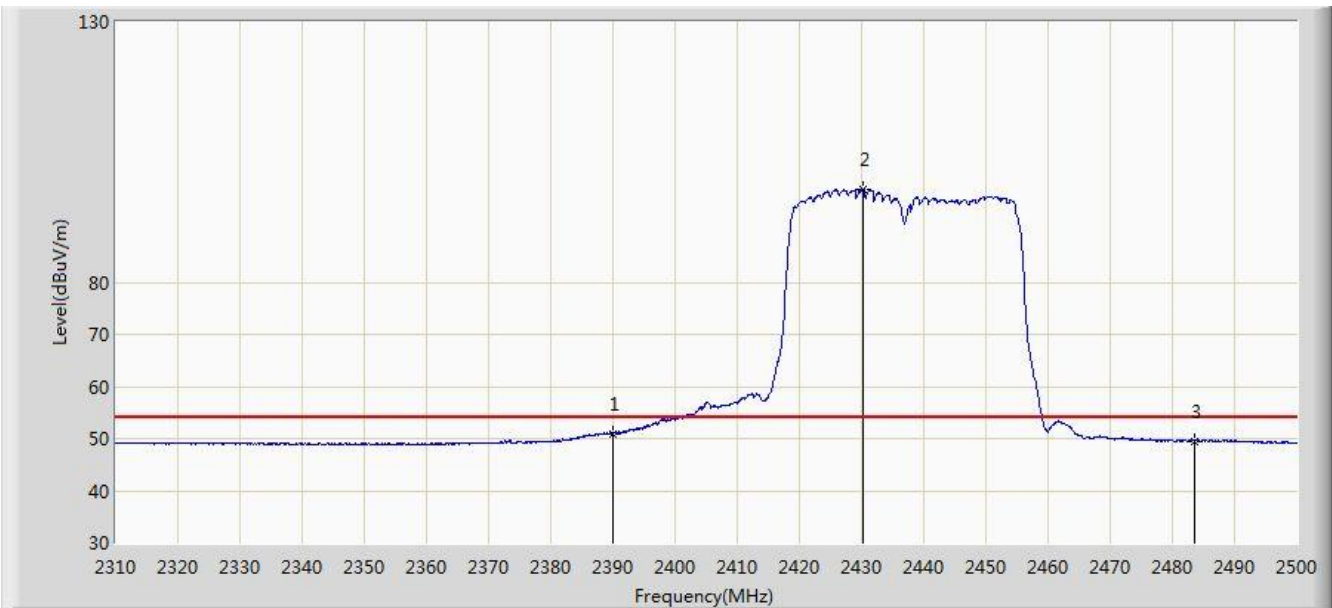


No	Flag	Mark	Frequency (MHz)	Measure Level (dBuV/m)	Reading Level (dBuV)	Over Limit (dB)	Limit (dBuV/m)	Factor (dB)	Type
1			2390.000	62.950	30.375	-11.050	74.000	32.575	PK
2		*	2425.520	107.737	75.208	N/A	N/A	32.530	PK
3			2483.500	61.701	29.105	-12.299	74.000	32.596	PK

Note: Measure Level (dB μ V/m) = Reading Level (dB μ V) + Factor (dB)

Factor (dB) = Cable Loss (dB) + Antenna Factor (dB/m)

Site: AC1	Time: 2017/12/12 - 20:16
Limit: FCC_Part15.209_RE(3m)	Engineer: Kevin Ker
Probe: BBHA9120D_1-18GHz	Polarity: Vertical
EUT: ACCESS POINT	Power: POE (DC 57V)
Test Mode: Transmit by 802.11n-HT40 at Channel 2437 Ant 0 + 1 (CDD Mode)	

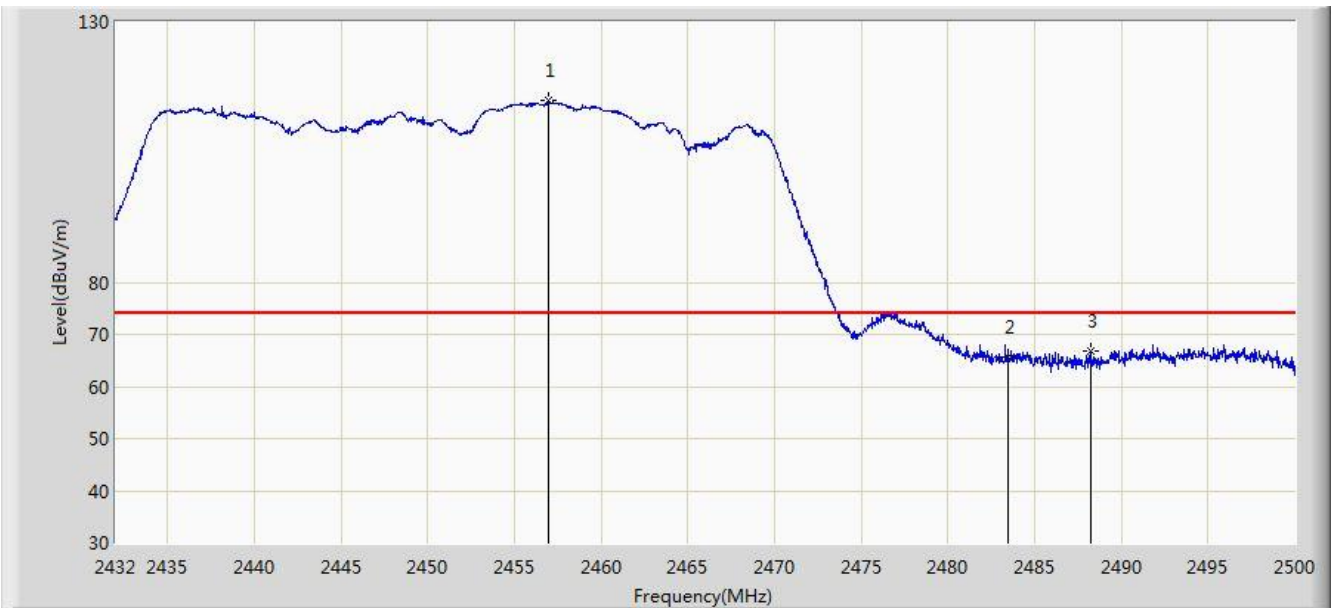


No	Flag	Mark	Frequency (MHz)	Measure Level (dBuV/m)	Reading Level (dBuV)	Over Limit (dB)	Limit (dBuV/m)	Factor (dB)	Type
1			2390.000	50.947	18.372	-3.053	54.000	32.575	AV
2		*	2430.270	97.947	65.424	N/A	N/A	32.523	AV
3			2483.500	49.529	16.933	-4.471	54.000	32.596	AV

Note: Measure Level (dB μ V/m) = Reading Level (dB μ V) + Factor (dB)

Factor (dB) = Cable Loss (dB) + Antenna Factor (dB/m)

Site: AC1	Time: 2017/09/02 - 18:32
Limit: FCC_Part15.209_RE(3m)	Engineer: Kevin Ker
Probe: BBHA9120D_1GHz_18GHz	Polarity: Horizontal
EUT: ACCESS POINT	Power: POE (DC 57V)
Test Mode: Transmit by 802.11n-HT40 at Channel 2452MHz Ant 0 + 1 (CDD Mode)	

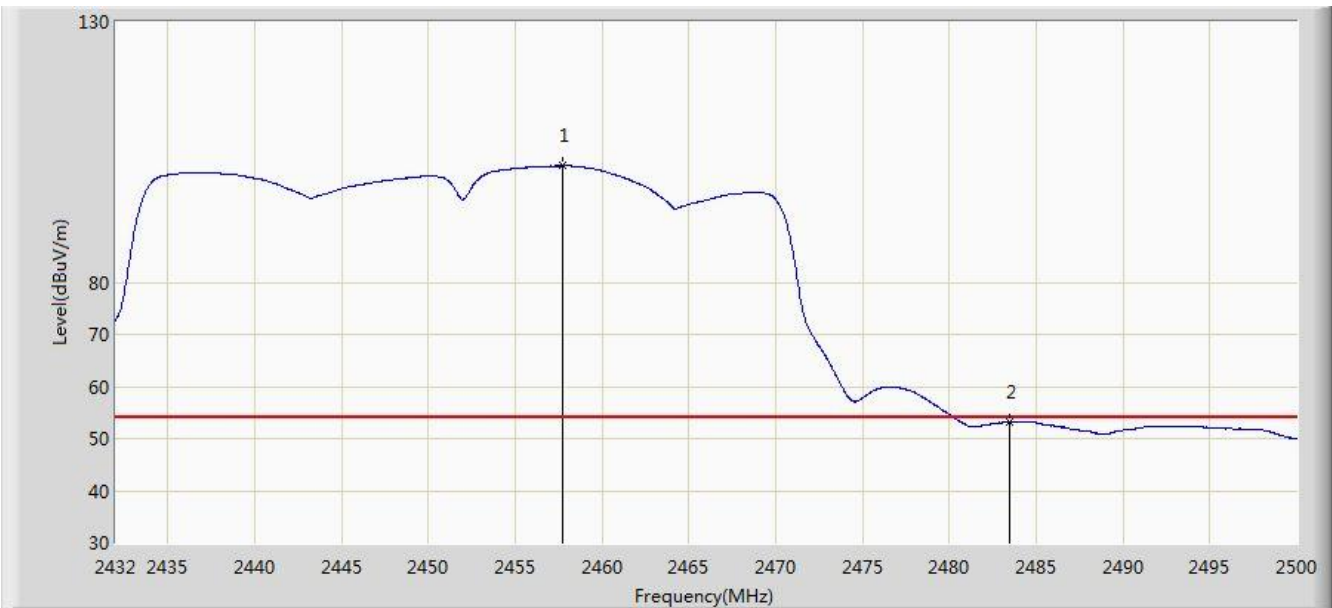


No	Flag	Mark	Frequency (MHz)	Measure Level (dBuV/m)	Reading Level (dBuV)	Over Limit (dB)	Limit (dBuV/m)	Factor (dB)	Type
1		*	2456.956	114.785	82.278	N/A	N/A	32.507	PK
2			2483.500	65.594	33.013	-8.406	74.000	32.580	PK
3			2488.202	66.845	34.250	-7.155	74.000	32.595	PK

Note: Measure Level (dB μ V/m) = Reading Level (dB μ V) + Factor (dB)

Factor (dB) = Cable Loss (dB) + Antenna Factor (dB/m)

Site: AC1	Time: 2017/09/02 - 18:33
Limit: FCC_Part15.209_RE(3m)	Engineer: Kevin Ker
Probe: BBHA9120D_1GHz_18GHz	Polarity: Horizontal
EUT: ACCESS POINT	Power: POE (DC 57V)
Test Mode: Transmit by 802.11n-HT40 at Channel 2452MHz Ant 0 + 1 (CDD Mode)	

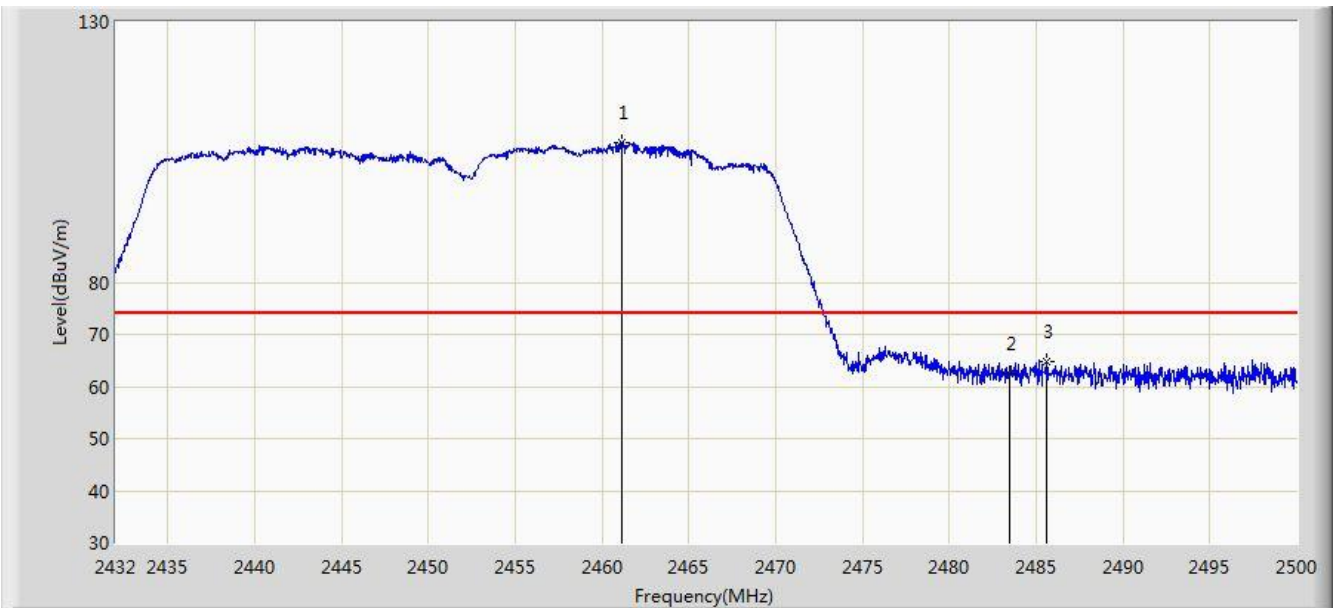


No	Flag	Mark	Frequency (MHz)	Measure Level (dBuV/m)	Reading Level (dBuV)	Over Limit (dB)	Limit (dBuV/m)	Factor (dB)	Type
1		*	2457.772	102.344	69.835	N/A	N/A	32.509	AV
2			2483.500	53.200	20.619	-0.800	54.000	32.580	AV

Note: Measure Level (dB μ V/m) = Reading Level (dB μ V) + Factor (dB)

Factor (dB) = Cable Loss (dB) + Antenna Factor (dB/m)

Site: AC1	Time: 2017/09/02 - 18:36
Limit: FCC_Part15.209_RE(3m)	Engineer: Kevin Ker
Probe: BBHA9120D_1GHz_18GHz	Polarity: Vertical
EUT: ACCESS POINT	Power: POE (DC 57V)
Test Mode: Transmit by 802.11n-HT40 at Channel 2452MHz Ant 0 + 1 (CDD Mode)	

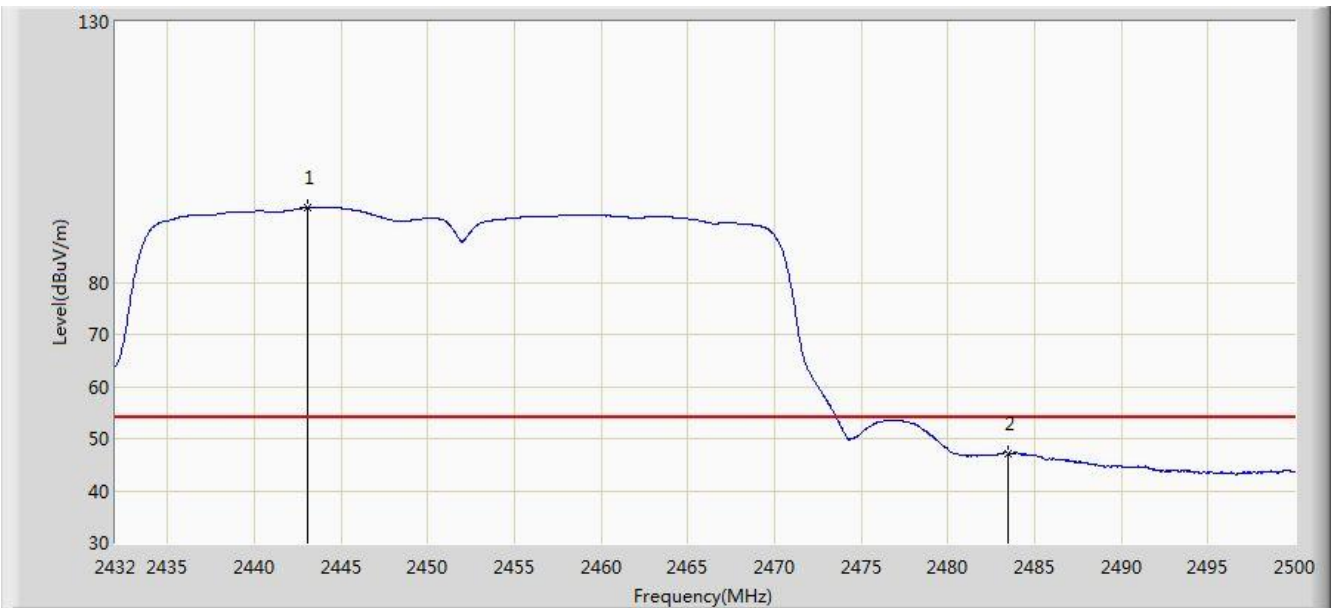


No	Flag	Mark	Frequency (MHz)	Measure Level (dBuV/m)	Reading Level (dBuV)	Over Limit (dB)	Limit (dBuV/m)	Factor (dB)	Type
1		*	2461.172	106.729	74.214	N/A	N/A	32.515	PK
2			2483.500	62.327	29.746	-11.673	74.000	32.580	PK
3			2485.584	64.711	32.124	-9.289	74.000	32.587	PK

Note: Measure Level (dBuV/m) = Reading Level (dBuV) + Factor (dB)

Factor (dB) = Cable Loss (dB) + Antenna Factor (dB/m)

Site: AC1	Time: 2017/09/02 - 18:37
Limit: FCC_Part15.209_RE(3m)	Engineer: Kevin Ker
Probe: BBHA9120D_1GHz_18GHz	Polarity: Vertical
EUT: ACCESS POINT	Power: POE (DC 57V)
Test Mode: Transmit by 802.11n-HT40 at Channel 2452MHz Ant 0 + 1 (CDD Mode)	

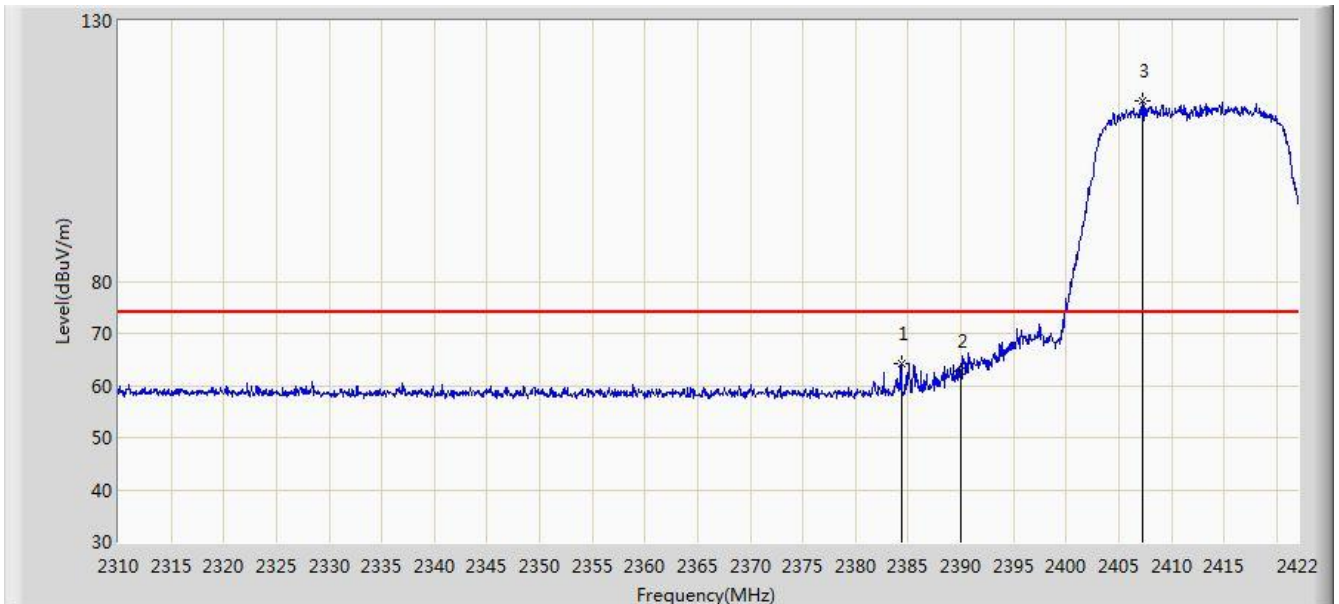


No	Flag	Mark	Frequency (MHz)	Measure Level (dBuV/m)	Reading Level (dBuV)	Over Limit (dB)	Limit (dBuV/m)	Factor (dB)	Type
1		*	2443.084	94.264	61.775	N/A	N/A	32.489	AV
2			2483.500	47.170	14.589	-6.830	54.000	32.580	AV

Note: Measure Level (dB μ V/m) = Reading Level (dB μ V) + Factor (dB)

Factor (dB) = Cable Loss (dB) + Antenna Factor (dB/m)

Site: AC1	Time: 2017/09/16 - 16:55
Limit: FCC_Part15.209_RE(3m)	Engineer: Kevin Ker
Probe: BBHA9120D_1GHz_18GHz	Polarity: Horizontal
EUT: ACCESS POINT	Power: POE (DC 57V)
Test Mode: Transmit by 802.11n-HT20 at Channel 2412MHz Ant 0 + 1 (Beam-Forming Mode)	

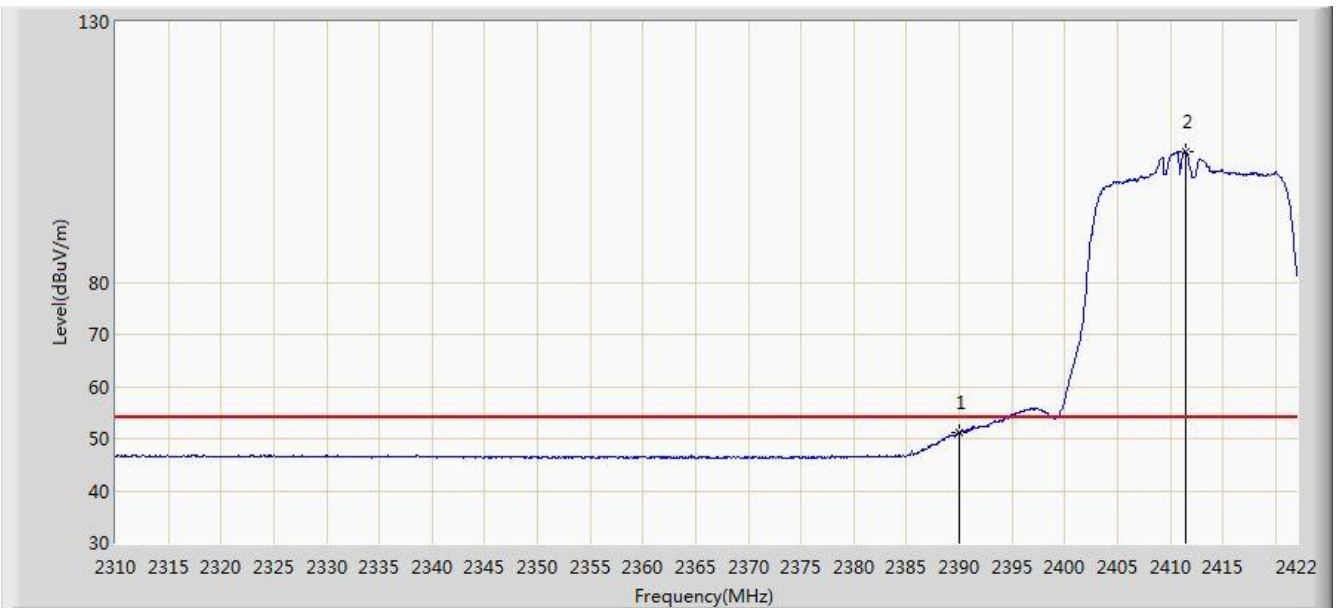


No	Flag	Mark	Frequency (MHz)	Measure Level (dBuV/m)	Reading Level (dBuV)	Over Limit (dB)	Limit (dBuV/m)	Factor (dB)	Type
1			2384.368	64.078	31.516	-9.922	74.000	32.562	PK
2			2390.000	62.712	30.158	-11.288	74.000	32.554	PK
3		*	2407.328	114.501	81.969	N/A	N/A	32.532	PK

Note: Measure Level (dB μ V/m) = Reading Level (dB μ V) + Factor (dB)

Factor (dB) = Cable Loss (dB) + Antenna Factor (dB/m)

Site: AC1	Time: 2017/09/16 - 17:01
Limit: FCC_Part15.209_RE(3m)	Engineer: Kevin Ker
Probe: BBHA9120D_1GHz_18GHz	Polarity: Horizontal
EUT: ACCESS POINT	Power: POE (DC 57V)
Test Mode: Transmit by 802.11n-HT20 at Channel 2412MHz Ant 0 + 1 (Beam-Forming Mode)	

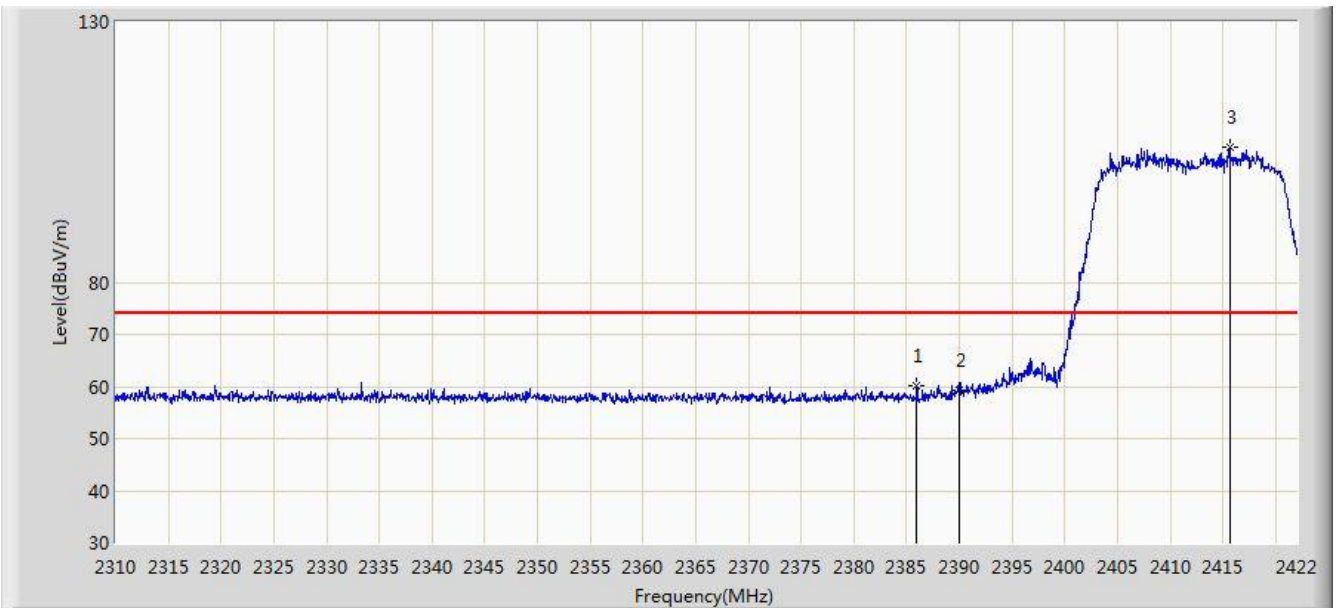


No	Flag	Mark	Frequency (MHz)	Measure Level (dBuV/m)	Reading Level (dBuV)	Over Limit (dB)	Limit (dBuV/m)	Factor (dB)	Type
1			2390.000	51.266	18.712	-2.734	54.000	32.554	AV
2		*	2411.472	105.087	72.561	N/A	N/A	32.526	AV

Note: Measure Level (dB μ V/m) = Reading Level (dB μ V) + Factor (dB)

Factor (dB) = Cable Loss (dB) + Antenna Factor (dB/m)

Site: AC1	Time: 2017/09/16 - 17:02
Limit: FCC_Part15.209_RE(3m)	Engineer: Kevin Ker
Probe: BBHA9120D_1GHz_18GHz	Polarity: Vertical
EUT: ACCESS POINT	Power: POE (DC 57V)
Test Mode: Transmit by 802.11n-HT20 at Channel 2412MHz Ant 0 + 1 (Beam-Forming Mode)	

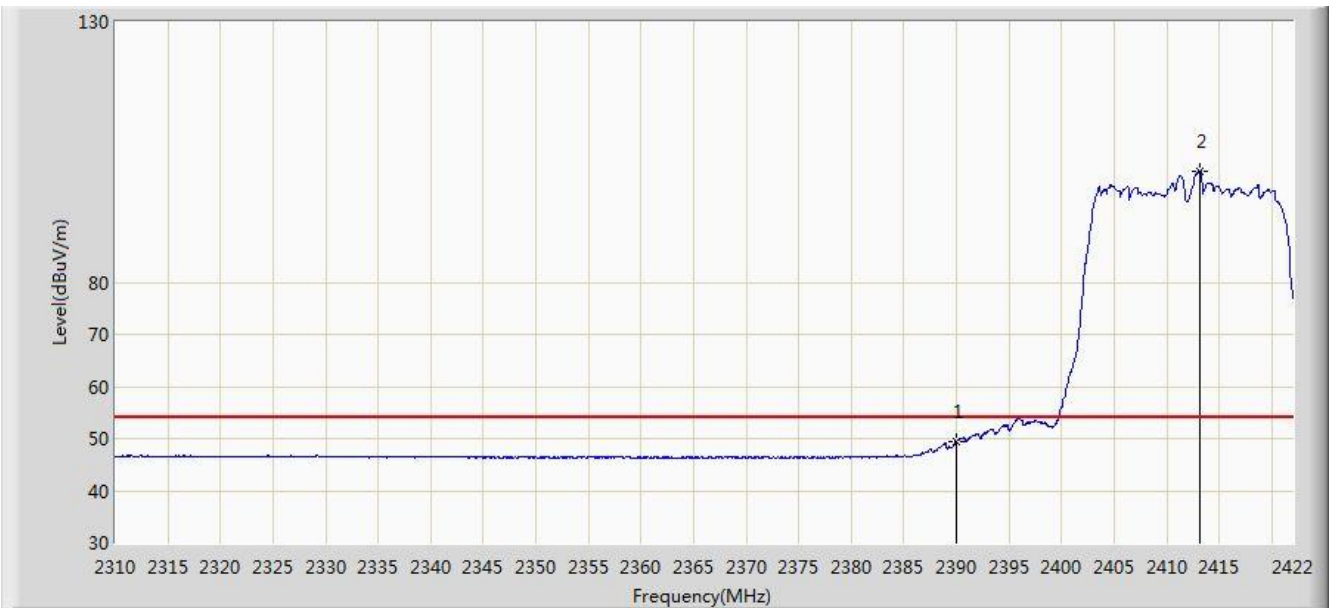


No	Flag	Mark	Frequency (MHz)	Measure Level (dBuV/m)	Reading Level (dBuV)	Over Limit (dB)	Limit (dBuV/m)	Factor (dB)	Type
1			2385.992	60.116	27.556	-13.884	74.000	32.560	PK
2			2390.000	59.201	26.647	-14.799	74.000	32.554	PK
3		*	2415.616	105.930	73.409	N/A	N/A	32.521	PK

Note: Measure Level (dB μ V/m) = Reading Level (dB μ V) + Factor (dB)

Factor (dB) = Cable Loss (dB) + Antenna Factor (dB/m)

Site: AC1	Time: 2017/09/16 - 17:04
Limit: FCC_Part15.209_RE(3m)	Engineer: Kevin Ker
Probe: BBHA9120D_1GHz_18GHz	Polarity: Vertical
EUT: ACCESS POINT	Power: POE (DC 57V)
Test Mode: Transmit by 802.11n-HT20 at Channel 2412MHz Ant 0 + 1 (Beam-Forming Mode)	

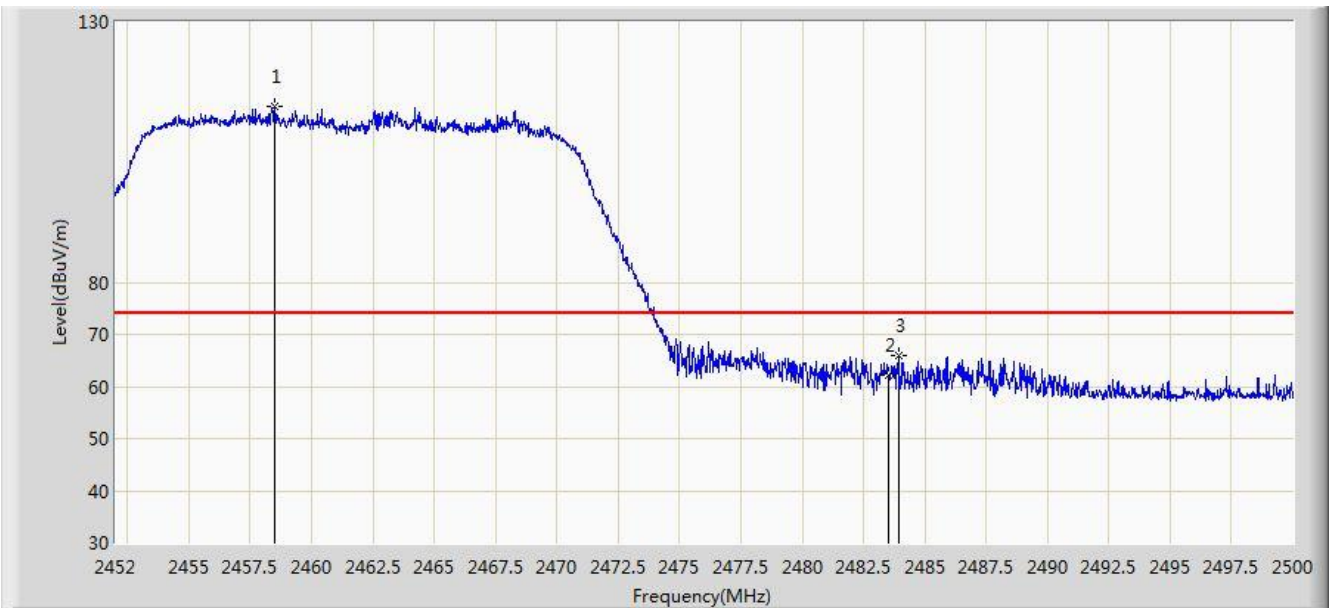


No	Flag	Mark	Frequency (MHz)	Measure Level (dBuV/m)	Reading Level (dBuV)	Over Limit (dB)	Limit (dBuV/m)	Factor (dB)	Type
1			2390.000	49.485	16.931	-4.515	54.000	32.554	AV
2		*	2413.208	101.446	68.922	N/A	N/A	32.524	AV

Note: Measure Level (dB μ V/m) = Reading Level (dB μ V) + Factor (dB)

Factor (dB) = Cable Loss (dB) + Antenna Factor (dB/m)

Site: AC1	Time: 2017/09/16 - 17:07
Limit: FCC_Part15.209_RE(3m)	Engineer: Kevin Ker
Probe: BBHA9120D_1GHz_18GHz	Polarity: Horizontal
EUT: ACCESS POINT	Power: POE (DC 57V)
Test Mode: Transmit by 802.11n-HT20 at Channel 2462MHz Ant 0 + 1 (Beam-Forming Mode)	

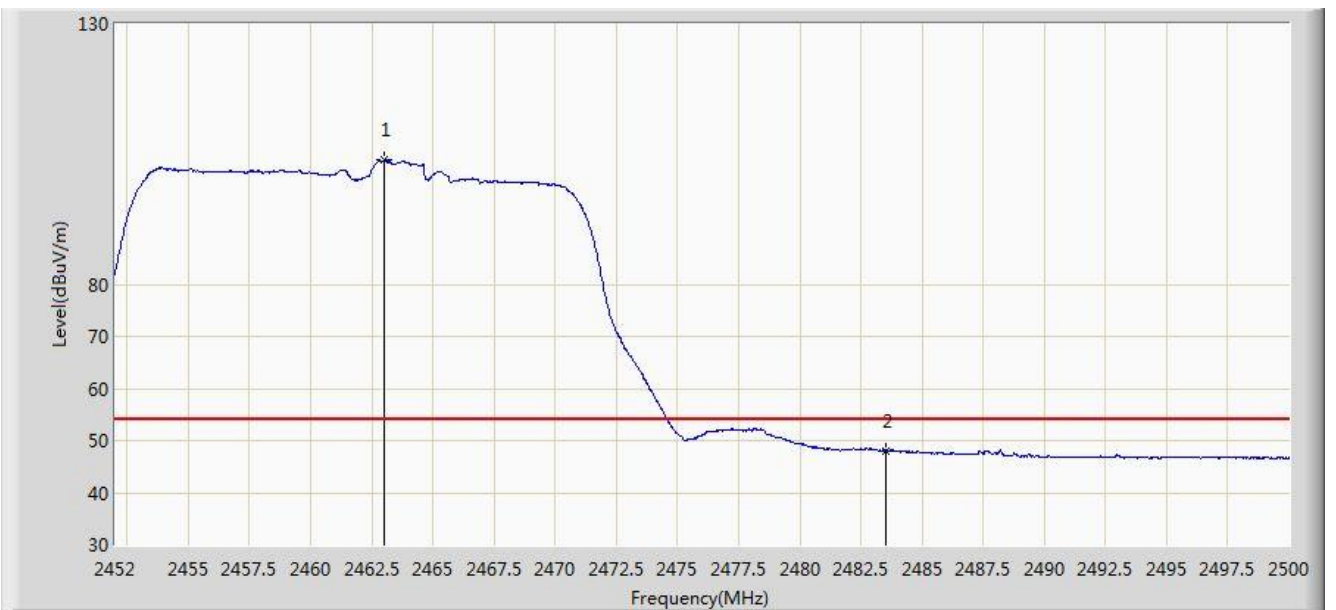


No	Flag	Mark	Frequency (MHz)	Measure Level (dBuV/m)	Reading Level (dBuV)	Over Limit (dB)	Limit (dBuV/m)	Factor (dB)	Type
1		*	2458.480	113.868	81.358	N/A	N/A	32.510	PK
2			2483.500	62.269	29.688	-11.731	74.000	32.580	PK
3			2483.944	65.939	33.357	-8.061	74.000	32.582	PK

Note: Measure Level (dBuV/m) = Reading Level (dBuV) + Factor (dB)

Factor (dB) = Cable Loss (dB) + Antenna Factor (dB/m)

Site: AC1	Time: 2017/09/16 - 17:08
Limit: FCC_Part15.209_RE(3m)	Engineer: Kevin Ker
Probe: BBHA9120D_1GHz_18GHz	Polarity: Horizontal
EUT: ACCESS POINT	Power: POE (DC 57V)
Test Mode: Transmit by 802.11n-HT20 at Channel 2462MHz Ant 0 + 1 (Beam-Forming Mode)	

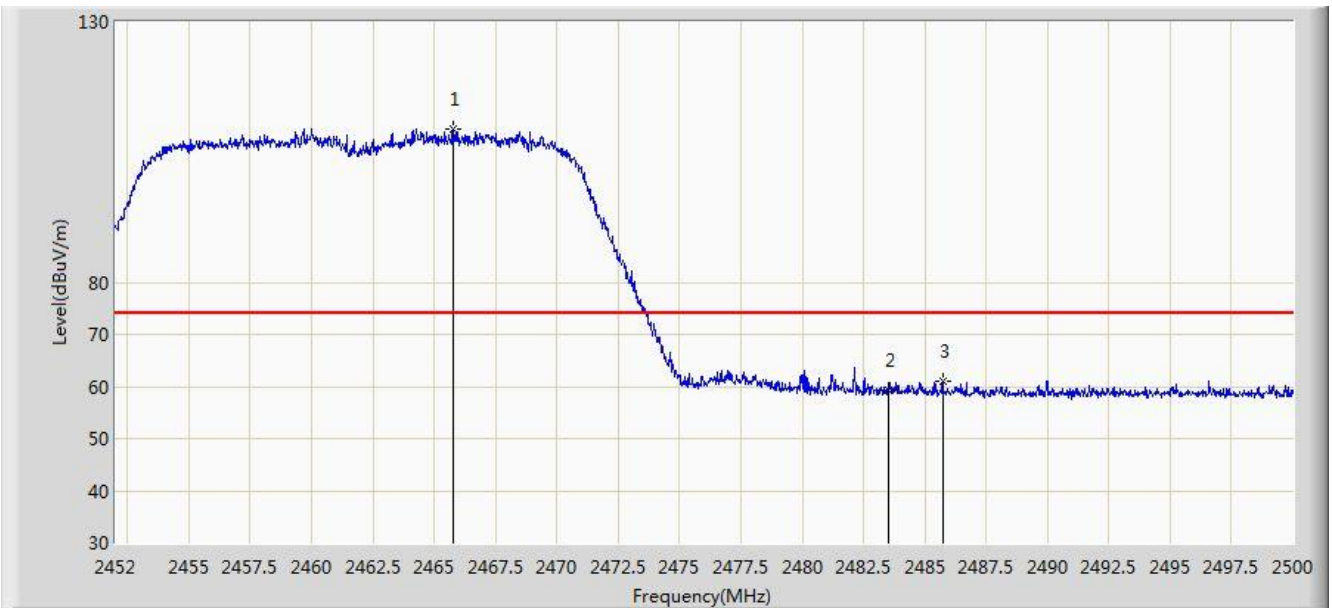


No	Flag	Mark	Frequency (MHz)	Measure Level (dBuV/m)	Reading Level (dBuV)	Over Limit (dB)	Limit (dBuV/m)	Factor (dB)	Type
1		*	2462.992	103.781	71.262	N/A	N/A	32.519	AV
2			2483.500	48.088	15.507	-5.912	54.000	32.580	AV

Note: Measure Level (dB μ V/m) = Reading Level (dB μ V) + Factor (dB)

Factor (dB) = Cable Loss (dB) + Antenna Factor (dB/m)

Site: AC1	Time: 2017/09/16 - 17:09
Limit: FCC_Part15.209_RE(3m)	Engineer: Kevin Ker
Probe: BBHA9120D_1GHz_18GHz	Polarity: Vertical
EUT: ACCESS POINT	Power: POE (DC 57V)
Test Mode: Transmit by 802.11n-HT20 at Channel 2462MHz Ant 0 + 1 (Beam-Forming Mode)	



No	Flag	Mark	Frequency (MHz)	Measure Level (dBuV/m)	Reading Level (dBuV)	Over Limit (dB)	Limit (dBuV/m)	Factor (dB)	Type
1		*	2465.752	109.559	77.032	N/A	N/A	32.528	PK
2			2483.500	59.319	26.738	-14.681	74.000	32.580	PK
3			2485.720	60.949	28.362	-13.051	74.000	32.587	PK

Note: Measure Level (dB μ V/m) = Reading Level (dB μ V) + Factor (dB)

Factor (dB) = Cable Loss (dB) + Antenna Factor (dB/m)

Site: AC1	Time: 2017/09/16 - 17:12
Limit: FCC_Part15.209_RE(3m)	Engineer: Kevin Ker
Probe: BBHA9120D_1GHz_18GHz	Polarity: Vertical
EUT: ACCESS POINT	Power: POE (DC 57V)
Test Mode: Transmit by 802.11n-HT20 at Channel 2462MHz Ant 0 + 1 (Beam-Forming Mode)	

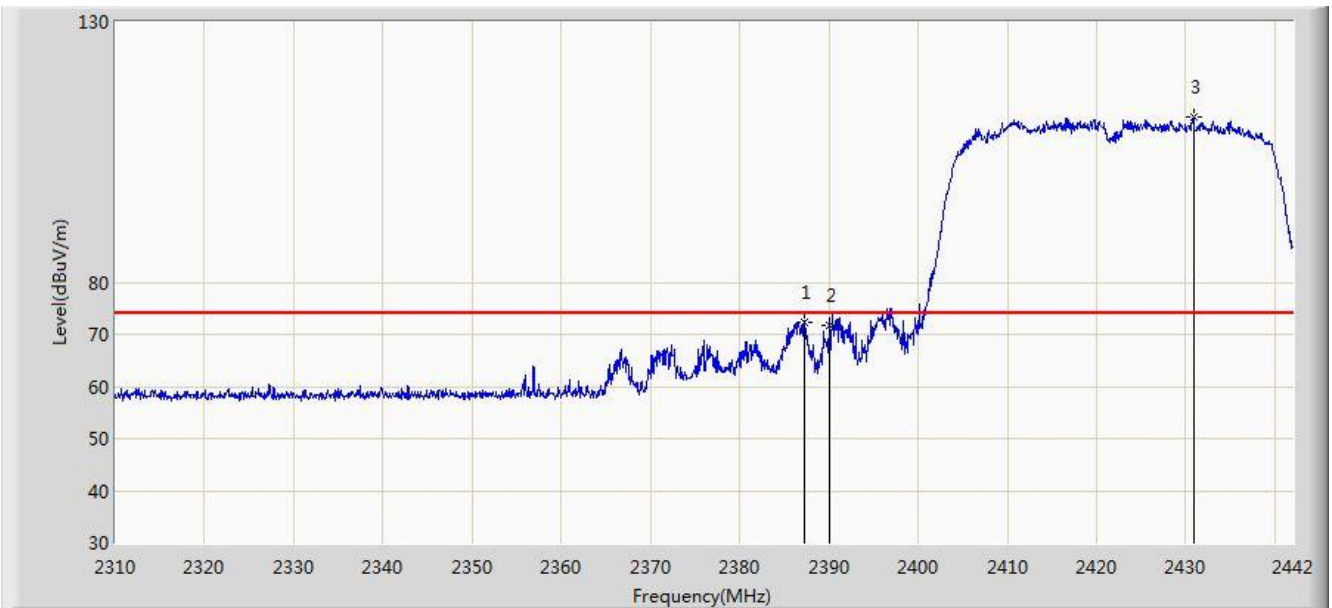


No	Flag	Mark	Frequency (MHz)	Measure Level (dBuV/m)	Reading Level (dBuV)	Over Limit (dB)	Limit (dBuV/m)	Factor (dB)	Type
1		*	2460.328	99.624	67.111	N/A	N/A	32.513	AV
2			2483.500	47.226	14.645	-6.774	54.000	32.580	AV

Note: Measure Level (dB μ V/m) = Reading Level (dB μ V) + Factor (dB)

Factor (dB) = Cable Loss (dB) + Antenna Factor (dB/m)

Site: AC1	Time: 2017/09/16 - 17:17
Limit: FCC_Part15.209_RE(3m)	Engineer: Kevin Ker
Probe: BBHA9120D_1GHz_18GHz	Polarity: Horizontal
EUT: ACCESS POINT	Power: POE (DC 57V)
Test Mode: Transmit by 802.11n-HT40 at Channel 2422MHz Ant 0 + 1 (Beam-Forming Mode)	

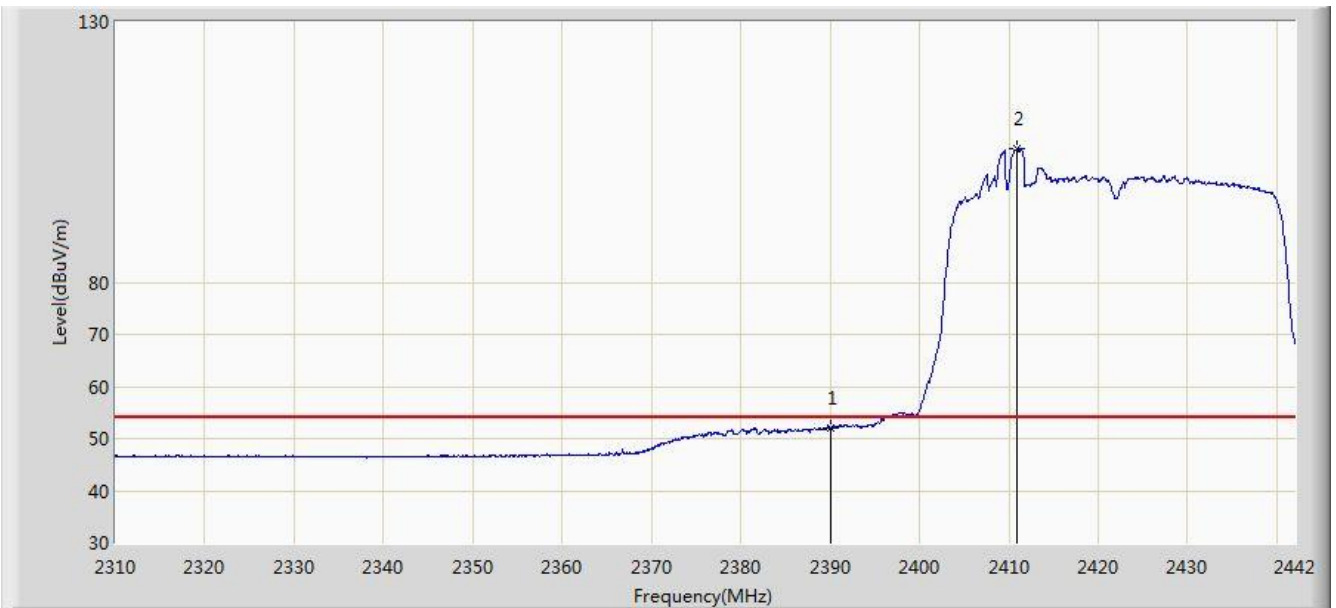


No	Flag	Mark	Frequency (MHz)	Measure Level (dBuV/m)	Reading Level (dBuV)	Over Limit (dB)	Limit (dBuV/m)	Factor (dB)	Type
1			2387.220	72.462	39.904	-1.538	74.000	32.559	PK
2			2390.000	71.848	39.294	-2.152	74.000	32.554	PK
3		*	2430.846	111.836	79.333	N/A	N/A	32.503	PK

Note: Measure Level (dBuV/m) = Reading Level (dBuV) + Factor (dB)

Factor (dB) = Cable Loss (dB) + Antenna Factor (dB/m)

Site: AC1	Time: 2017/09/16 - 17:19
Limit: FCC_Part15.209_RE(3m)	Engineer: Kevin Ker
Probe: BBHA9120D_1GHz_18GHz	Polarity: Horizontal
EUT: ACCESS POINT	Power: POE (DC 57V)
Test Mode: Transmit by 802.11n-HT40 at Channel 2422MHz Ant 0 + 1 (Beam-Forming Mode)	

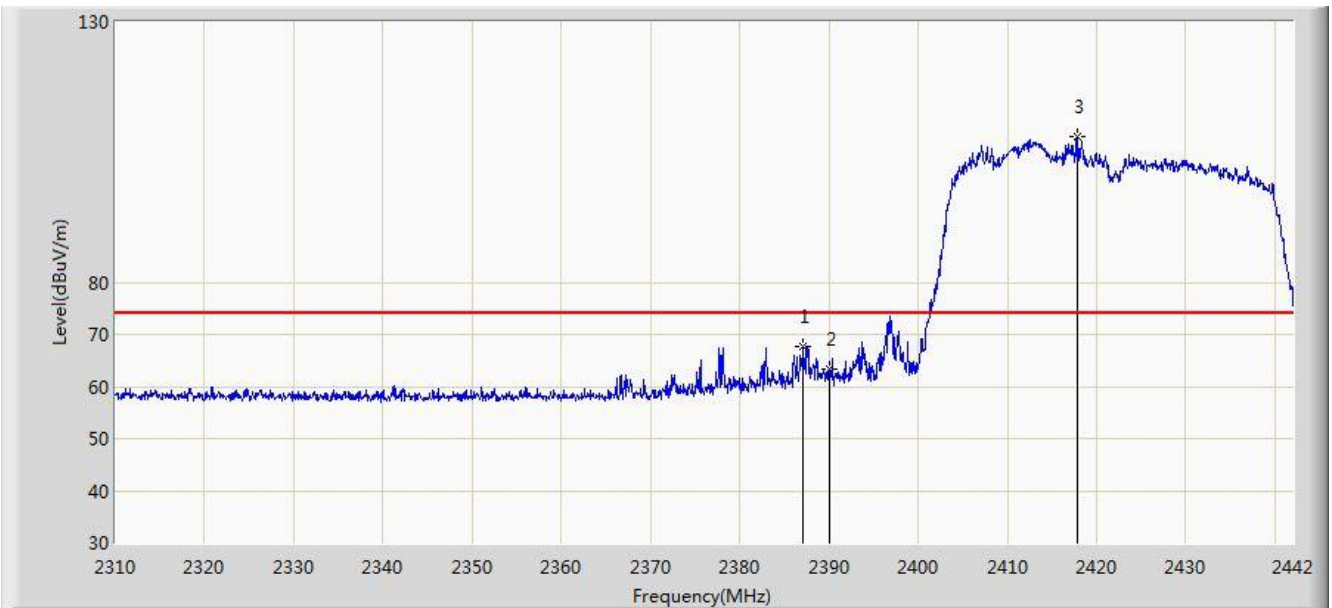


No	Flag	Mark	Frequency (MHz)	Measure Level (dBuV/m)	Reading Level (dBuV)	Over Limit (dB)	Limit (dBuV/m)	Factor (dB)	Type
1			2390.000	52.106	19.552	-1.894	54.000	32.554	AV
2		*	2410.980	105.724	73.197	N/A	N/A	32.527	AV

Note: Measure Level (dB μ V/m) = Reading Level (dB μ V) + Factor (dB)

Factor (dB) = Cable Loss (dB) + Antenna Factor (dB/m)

Site: AC1	Time: 2017/09/16 - 17:20
Limit: FCC_Part15.209_RE(3m)	Engineer: Kevin Ker
Probe: BBHA9120D_1GHz_18GHz	Polarity: Vertical
EUT: ACCESS POINT	Power: POE (DC 57V)
Test Mode: Transmit by 802.11n-HT40 at Channel 2422MHz Ant 0 + 1 (Beam-Forming Mode)	

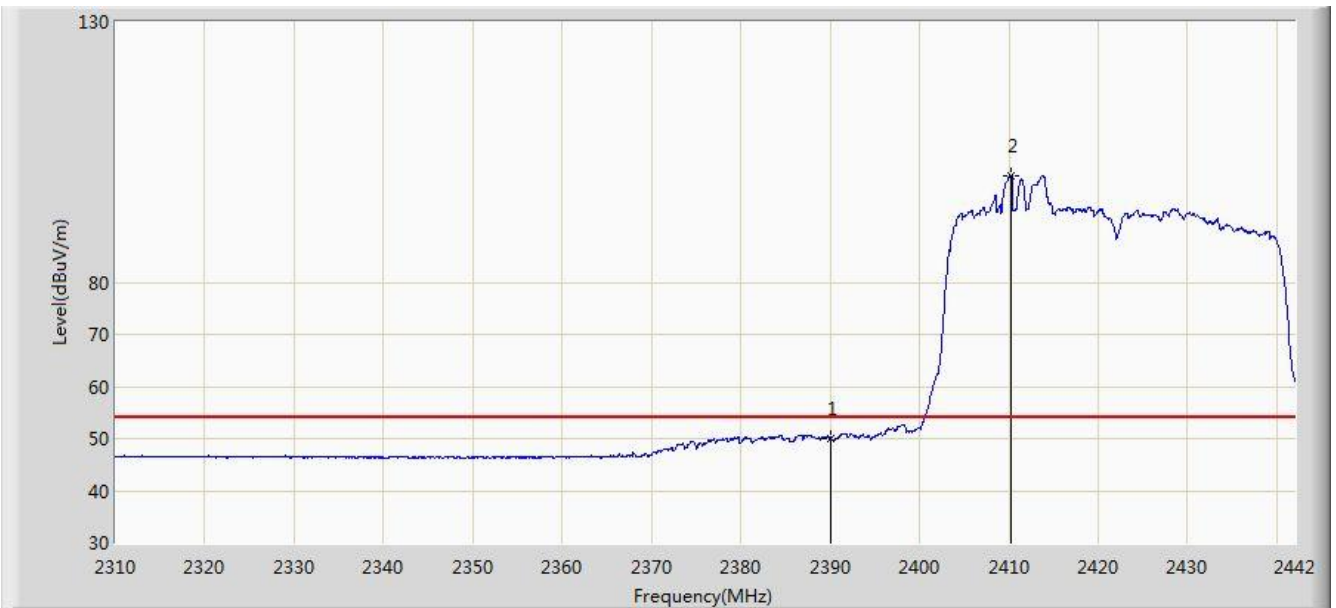


No	Flag	Mark	Frequency (MHz)	Measure Level (dBuV/m)	Reading Level (dBuV)	Over Limit (dB)	Limit (dBuV/m)	Factor (dB)	Type
1			2387.154	67.653	35.095	-6.347	74.000	32.559	PK
2			2390.000	63.270	30.716	-10.730	74.000	32.554	PK
3		*	2417.778	107.871	75.352	N/A	N/A	32.519	PK

Note: Measure Level (dBuV/m) = Reading Level (dBuV) + Factor (dB)

Factor (dB) = Cable Loss (dB) + Antenna Factor (dB/m)

Site: AC1	Time: 2017/09/16 - 17:21
Limit: FCC_Part15.209_RE(3m)	Engineer: Kevin Ker
Probe: BBHA9120D_1GHz_18GHz	Polarity: Vertical
EUT: ACCESS POINT	Power: POE (DC 57V)
Test Mode: Transmit by 802.11n-HT40 at Channel 2422MHz Ant 0 + 1 (Beam-Forming Mode)	

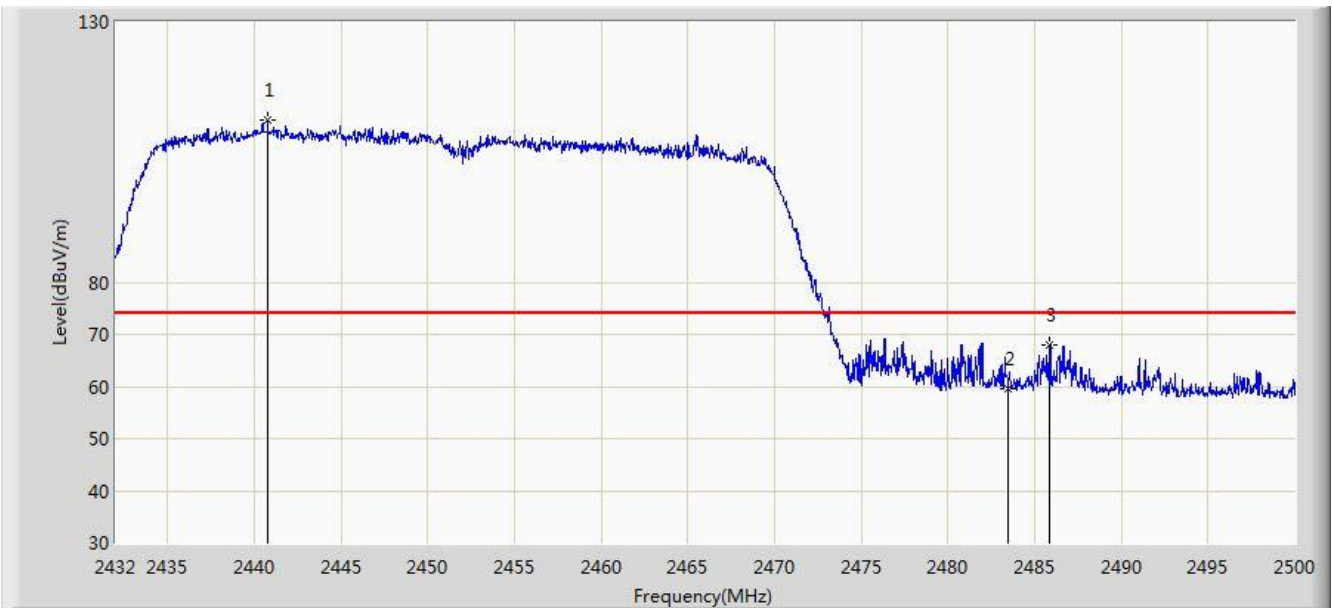


No	Flag	Mark	Frequency (MHz)	Measure Level (dBuV/m)	Reading Level (dBuV)	Over Limit (dB)	Limit (dBuV/m)	Factor (dB)	Type
1			2390.000	50.131	17.577	-3.869	54.000	32.554	AV
2		*	2410.188	100.410	67.882	N/A	N/A	32.528	AV

Note: Measure Level (dB μ V/m) = Reading Level (dB μ V) + Factor (dB)

Factor (dB) = Cable Loss (dB) + Antenna Factor (dB/m)

Site: AC1	Time: 2017/09/16 - 17:28
Limit: FCC_Part15.209_RE(3m)	Engineer: Kevin Ker
Probe: BBHA9120D_1GHz_18GHz	Polarity: Horizontal
EUT: ACCESS POINT	Power: POE (DC 57V)
Test Mode: Transmit by 802.11n-HT40 at Channel 2452MHz Ant 0 + 1 (Beam-Forming Mode)	

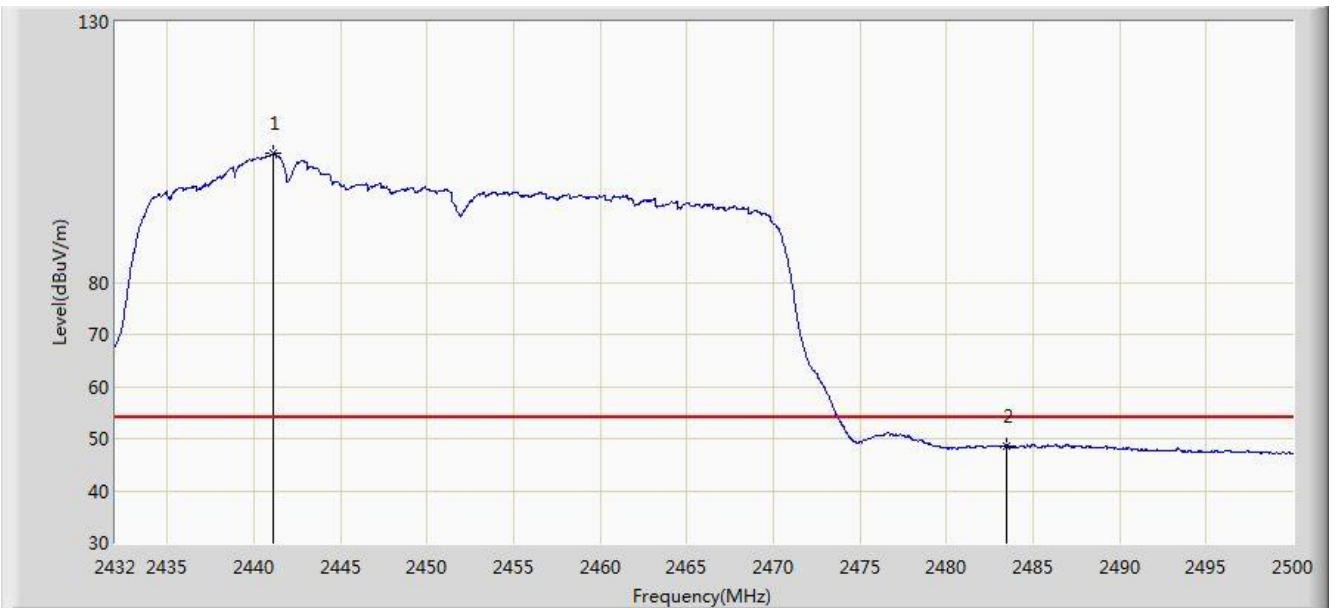


No	Flag	Mark	Frequency (MHz)	Measure Level (dBuV/m)	Reading Level (dBuV)	Over Limit (dB)	Limit (dBuV/m)	Factor (dB)	Type
1		*	2440.772	111.081	78.590	N/A	N/A	32.491	PK
2			2483.500	59.631	27.050	-14.369	74.000	32.580	PK
3			2485.890	68.055	35.467	-5.945	74.000	32.588	PK

Note: Measure Level (dBuV/m) = Reading Level (dBuV) + Factor (dB)

Factor (dB) = Cable Loss (dB) + Antenna Factor (dB/m)

Site: AC1	Time: 2017/09/16 - 17:29
Limit: FCC_Part15.209_RE(3m)	Engineer: Kevin Ker
Probe: BBHA9120D_1GHz_18GHz	Polarity: Horizontal
EUT: ACCESS POINT	Power: POE (DC 57V)
Test Mode: Transmit by 802.11n-HT40 at Channel 2452MHz Ant 0 + 1 (Beam-Forming Mode)	

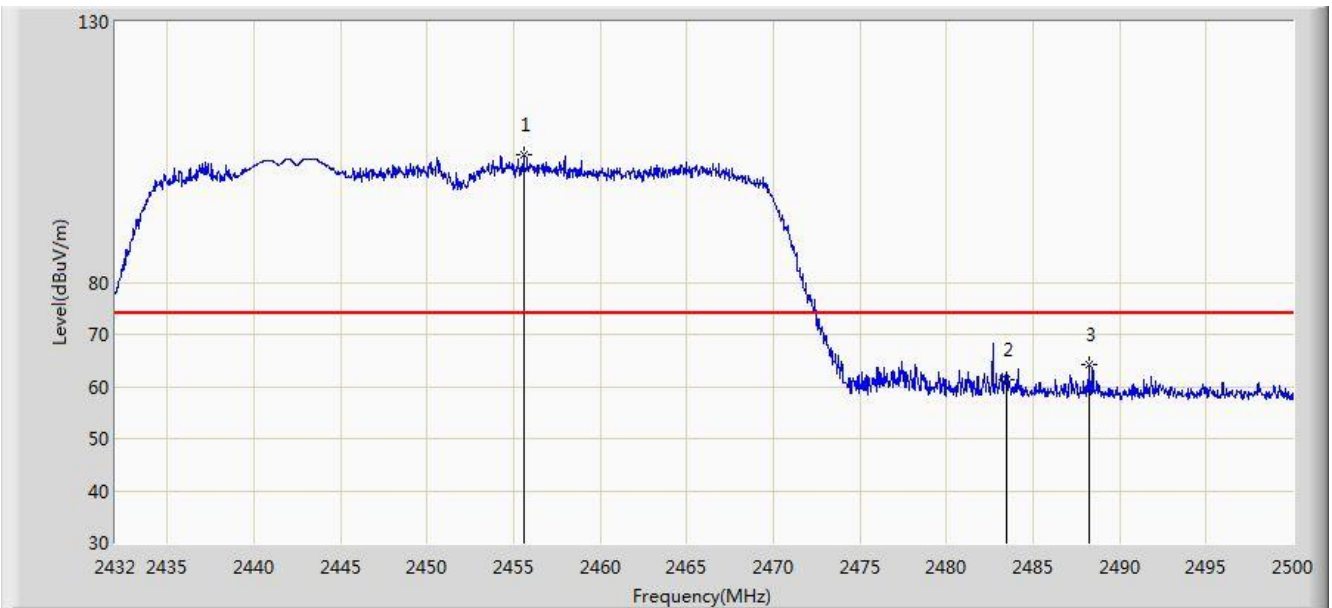


No	Flag	Mark	Frequency (MHz)	Measure Level (dBuV/m)	Reading Level (dBuV)	Over Limit (dB)	Limit (dBuV/m)	Factor (dB)	Type
1		*	2441.112	104.709	72.218	N/A	N/A	32.491	AV
2			2483.500	48.469	15.888	-5.531	54.000	32.580	AV

Note: Measure Level (dB μ V/m) = Reading Level (dB μ V) + Factor (dB)

Factor (dB) = Cable Loss (dB) + Antenna Factor (dB/m)

Site: AC1	Time: 2017/09/16 - 17:30
Limit: FCC_Part15.209_RE(3m)	Engineer: Kevin Ker
Probe: BBHA9120D_1GHz_18GHz	Polarity: Vertical
EUT: ACCESS POINT	Power: POE (DC 57V)
Test Mode: Transmit by 802.11n-HT40 at Channel 2452MHz Ant 0 + 1 (Beam-Forming Mode)	

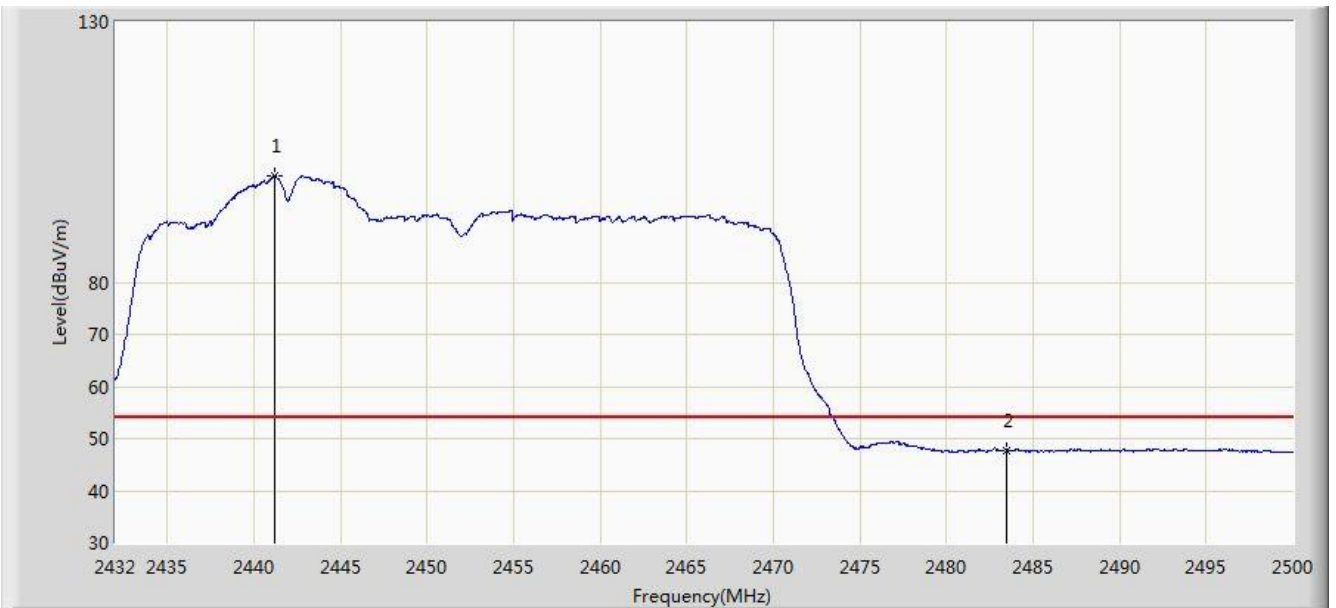


No	Flag	Mark	Frequency (MHz)	Measure Level (dBuV/m)	Reading Level (dBuV)	Over Limit (dB)	Limit (dBuV/m)	Factor (dB)	Type
1		*	2455.562	104.446	71.941	N/A	N/A	32.505	PK
2			2483.500	61.440	28.859	-12.560	74.000	32.580	PK
3			2488.236	64.325	31.730	-9.675	74.000	32.595	PK

Note: Measure Level (dB μ V/m) = Reading Level (dB μ V) + Factor (dB)

Factor (dB) = Cable Loss (dB) + Antenna Factor (dB/m)

Site: AC1	Time: 2017/09/16 - 17:31
Limit: FCC_Part15.209_RE(3m)	Engineer: Kevin Ker
Probe: BBHA9120D_1GHz_18GHz	Polarity: Vertical
EUT: ACCESS POINT	Power: POE (DC 57V)
Test Mode: Transmit by 802.11n-HT40 at Channel 2452MHz Ant 0 + 1 (Beam-Forming Mode)	



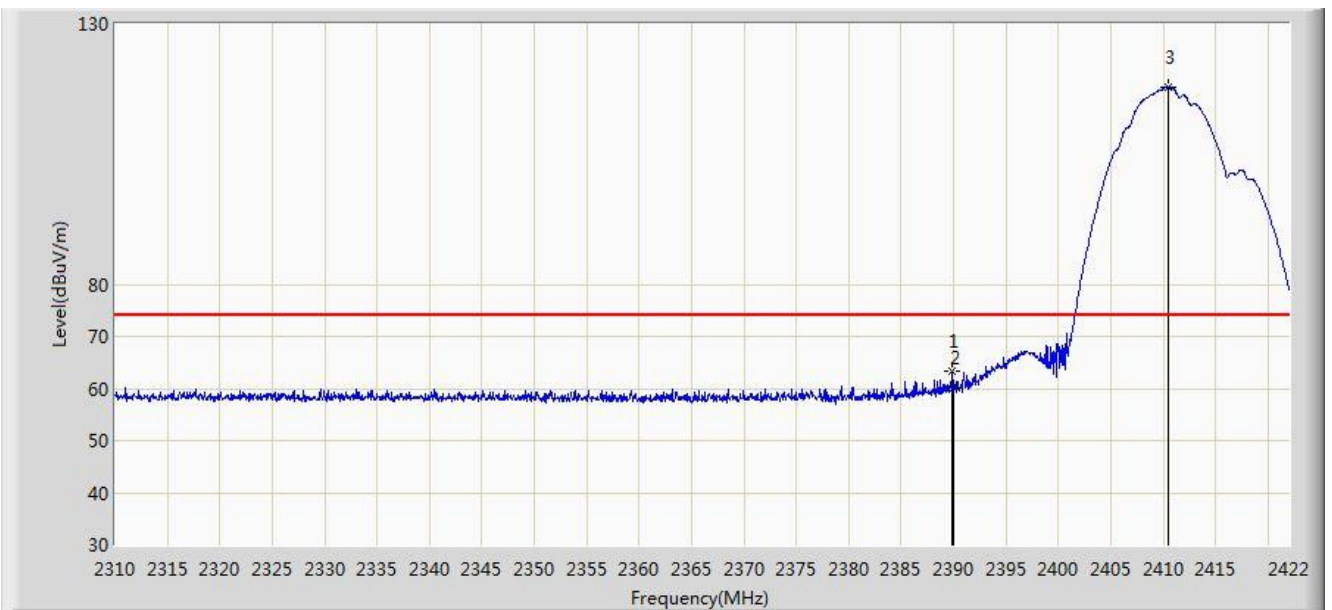
No	Flag	Mark	Frequency (MHz)	Measure Level (dBuV/m)	Reading Level (dBuV)	Over Limit (dB)	Limit (dBuV/m)	Factor (dB)	Type
1		*	2441.180	100.359	67.868	N/A	N/A	32.491	AV
2			2483.500	47.751	15.170	-6.249	54.000	32.580	AV

Note: Measure Level (dB μ V/m) = Reading Level (dB μ V) + Factor (dB)

Factor (dB) = Cable Loss (dB) + Antenna Factor (dB/m)

For Directional Antenna (AP-ANT-48)

Site: AC1	Time: 2017/09/02 - 02:04
Limit: FCC_Part15.209_RE(3m)	Engineer: Kevin Ker
Probe: BBHA9120D_1GHz_18GHz	Polarity: Horizontal
EUT: ACCESS POINT	Power: POE (DC 57V)
Test Mode: Transmit by 802.11b at Channel 2412MHz Ant 0 + 1 (CDD Mode)	

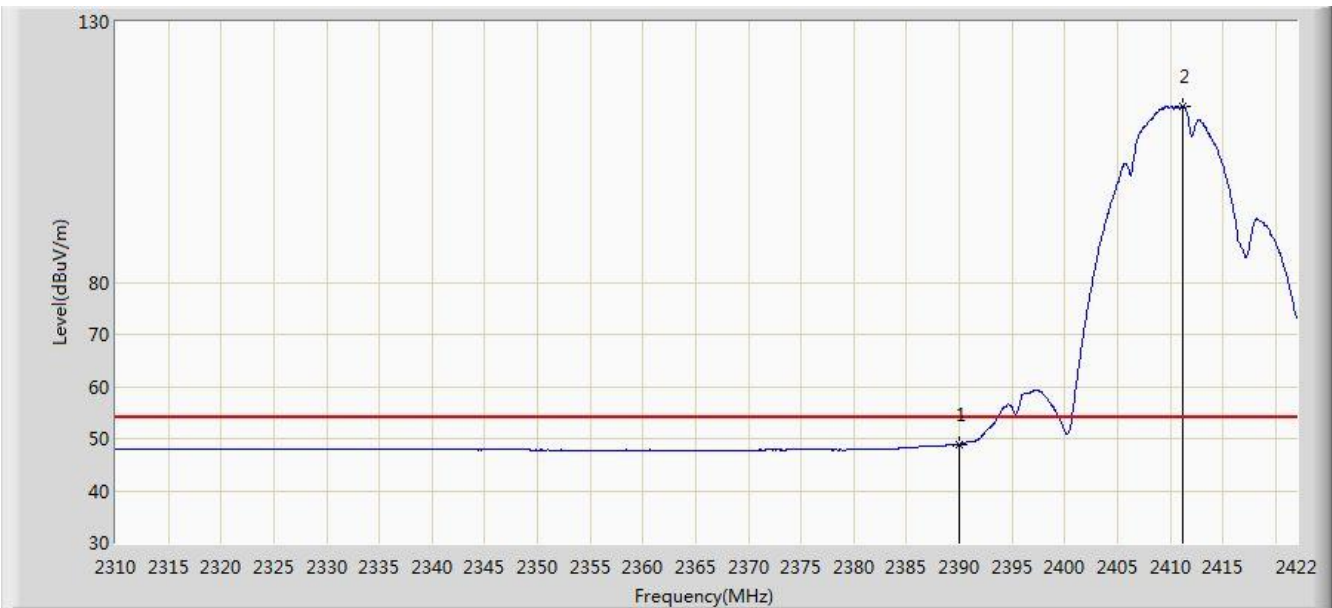


No	Flag	Mark	Frequency (MHz)	Measure Level (dBuV/m)	Reading Level (dBuV)	Over Limit (dB)	Limit (dBuV/m)	Factor (dB)	Type
1			2389.856	63.305	30.750	-10.695	74.000	32.555	PK
2			2390.000	60.257	27.703	-13.743	74.000	32.554	PK
3		*	2410.464	117.771	85.243	N/A	N/A	32.527	PK

Note: Measure Level (dB μ V/m) = Reading Level (dB μ V) + Factor (dB)

Factor (dB) = Cable Loss (dB) + Antenna Factor (dB/m)

Site: AC1	Time: 2017/09/02 - 02:23
Limit: FCC_Part15.209_RE(3m)	Engineer: Kevin Ker
Probe: BBHA9120D_1GHz_18GHz	Polarity: Horizontal
EUT: ACCESS POINT	Power: POE (DC 57V)
Test Mode: Transmit by 802.11b at Channel 2412MHz Ant 0 + 1 (CDD Mode)	

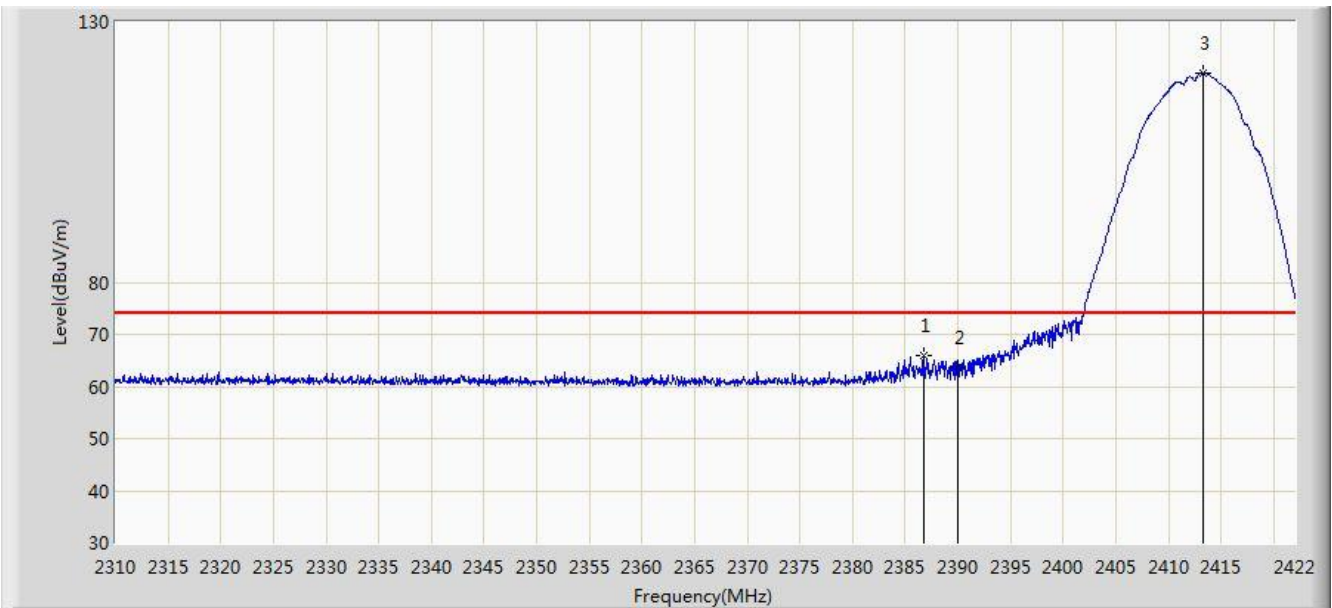


No	Flag	Mark	Frequency (MHz)	Measure Level (dBuV/m)	Reading Level (dBuV)	Over Limit (dB)	Limit (dBuV/m)	Factor (dB)	Type
1			2390.000	48.810	16.256	-5.190	54.000	32.554	AV
2		*	2411.192	113.857	81.330	N/A	N/A	32.527	AV

Note: Measure Level (dB μ V/m) = Reading Level (dB μ V) + Factor (dB)

Factor (dB) = Cable Loss (dB) + Antenna Factor (dB/m)

Site: AC1	Time: 2017/09/02 - 02:27
Limit: FCC_Part15.209_RE(3m)	Engineer: Kevin Ker
Probe: BBHA9120D_1GHz_18GHz	Polarity: Vertical
EUT: ACCESS POINT	Power: POE (DC 57V)
Test Mode: Transmit by 802.11b at Channel 2412MHz Ant 0 + 1 (CDD Mode)	

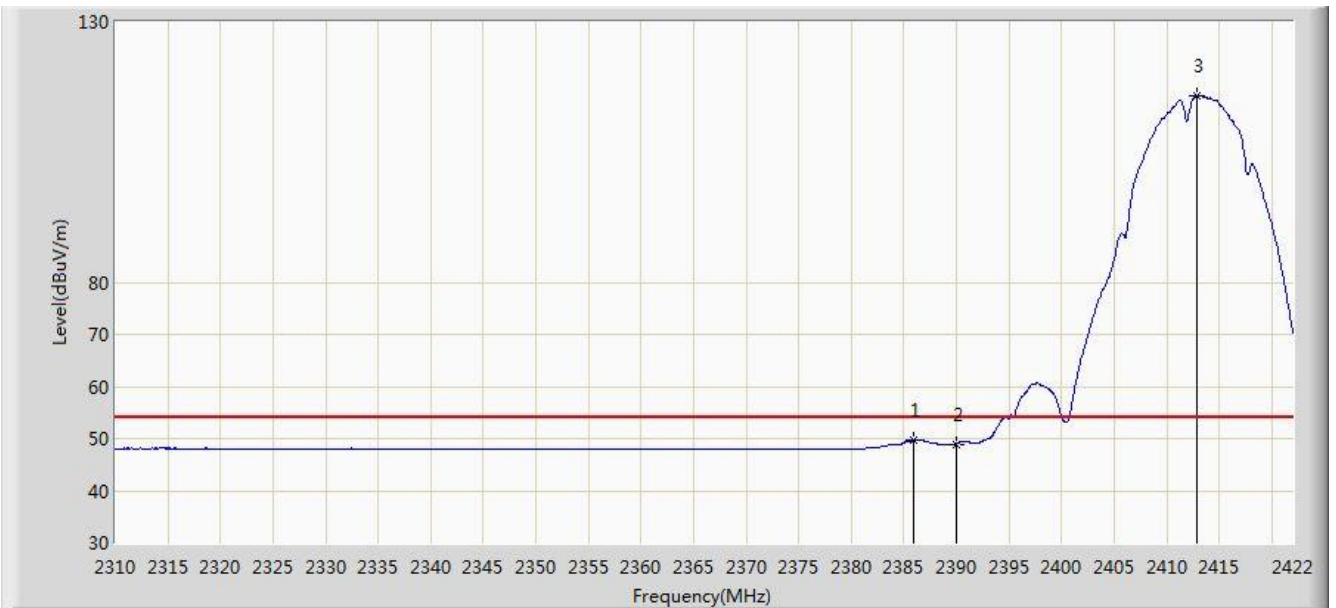


No	Flag	Mark	Frequency (MHz)	Measure Level (dBuV/m)	Reading Level (dBuV)	Over Limit (dB)	Limit (dBuV/m)	Factor (dB)	Type
1			2386.720	65.859	33.300	-8.141	74.000	32.559	PK
2			2390.000	63.680	31.126	-10.320	74.000	32.554	PK
3		*	2413.264	120.194	87.670	N/A	N/A	32.525	PK

Note: Measure Level (dBuV/m) = Reading Level (dBuV) + Factor (dB)

Factor (dB) = Cable Loss (dB) + Antenna Factor (dB/m)

Site: AC1	Time: 2017/09/02 - 02:30
Limit: FCC_Part15.209_RE(3m)	Engineer: Kevin Ker
Probe: BBHA9120D_1GHz_18GHz	Polarity: Vertical
EUT: ACCESS POINT	Power: POE (DC 57V)
Test Mode: Transmit by 802.11b at Channel 2412MHz Ant 0 + 1 (CDD Mode)	

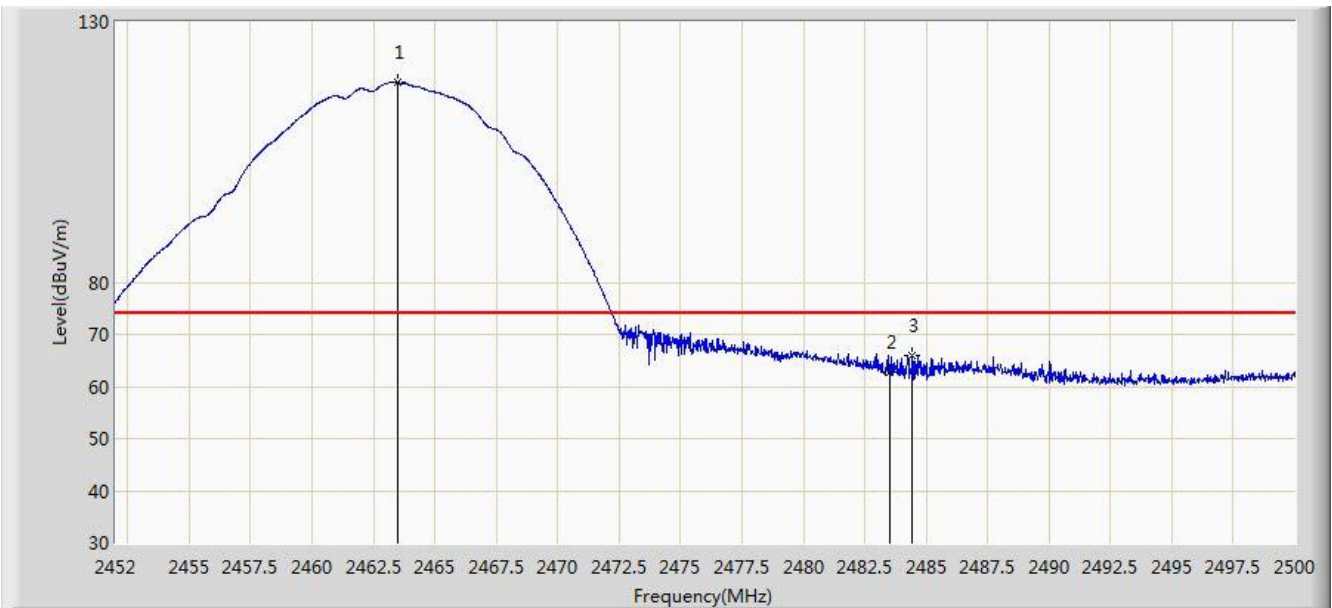


No	Flag	Mark	Frequency (MHz)	Measure Level (dBuV/m)	Reading Level (dBuV)	Over Limit (dB)	Limit (dBuV/m)	Factor (dB)	Type
1			2385.880	49.775	17.215	-4.225	54.000	32.560	AV
2			2390.000	48.975	16.421	-5.025	54.000	32.554	AV
3		*	2412.816	115.929	83.404	N/A	N/A	32.525	AV

Note: Measure Level (dB μ V/m) = Reading Level (dB μ V) + Factor (dB)

Factor (dB) = Cable Loss (dB) + Antenna Factor (dB/m)

Site: AC1	Time: 2017/09/02 - 03:06
Limit: FCC_Part15.209_RE(3m)	Engineer: Kevin Ker
Probe: BBHA9120D_1GHz_18GHz	Polarity: Horizontal
EUT: ACCESS POINT	Power: POE (DC 57V)
Test Mode: Transmit by 802.11b at Channel 2462MHz Ant 0 + 1 (CDD Mode)	

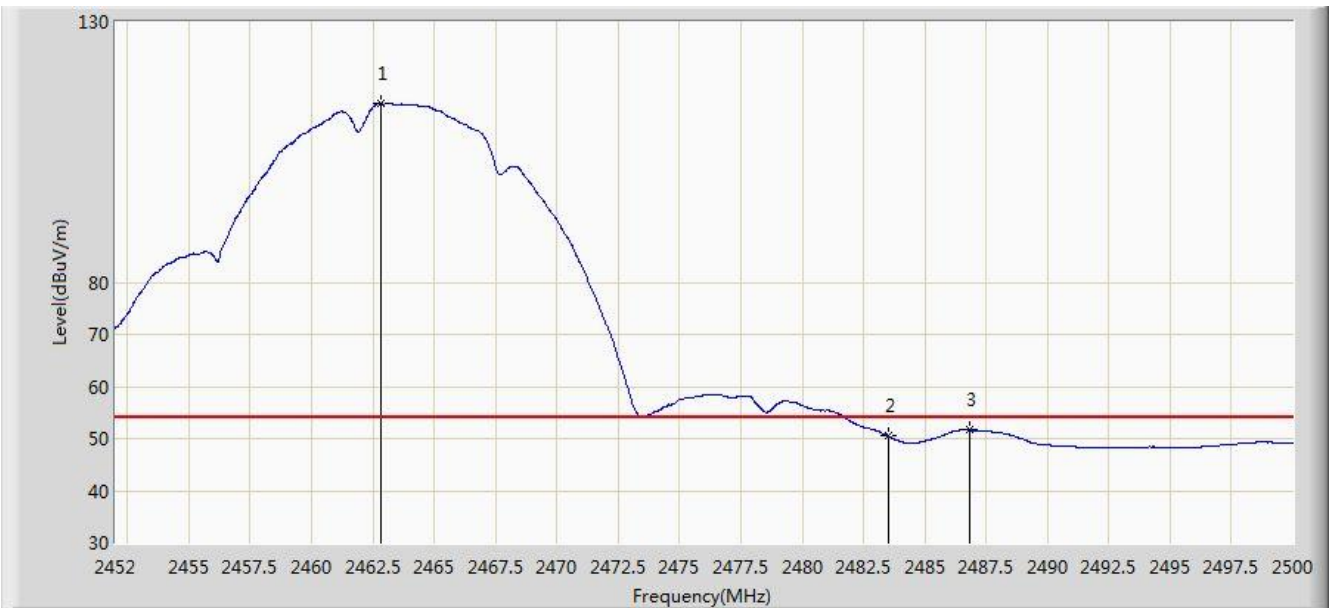


No	Flag	Mark	Frequency (MHz)	Measure Level (dBuV/m)	Reading Level (dBuV)	Over Limit (dB)	Limit (dBuV/m)	Factor (dB)	Type
1		*	2463.472	118.307	85.786	N/A	N/A	32.521	PK
2			2483.500	62.800	30.219	-11.200	74.000	32.580	PK
3			2484.424	65.972	33.389	-8.028	74.000	32.583	PK

Note: Measure Level (dBμV/m) = Reading Level (dBμV) + Factor (dB)

Factor (dB) = Cable Loss (dB) + Antenna Factor (dB/m)

Site: AC1	Time: 2017/09/02 - 03:08
Limit: FCC_Part15.209_RE(3m)	Engineer: Kevin Ker
Probe: BBHA9120D_1GHz_18GHz	Polarity: Horizontal
EUT: ACCESS POINT	Power: POE (DC 57V)
Test Mode: Transmit by 802.11b at Channel 2462MHz Ant 0 + 1 (CDD Mode)	

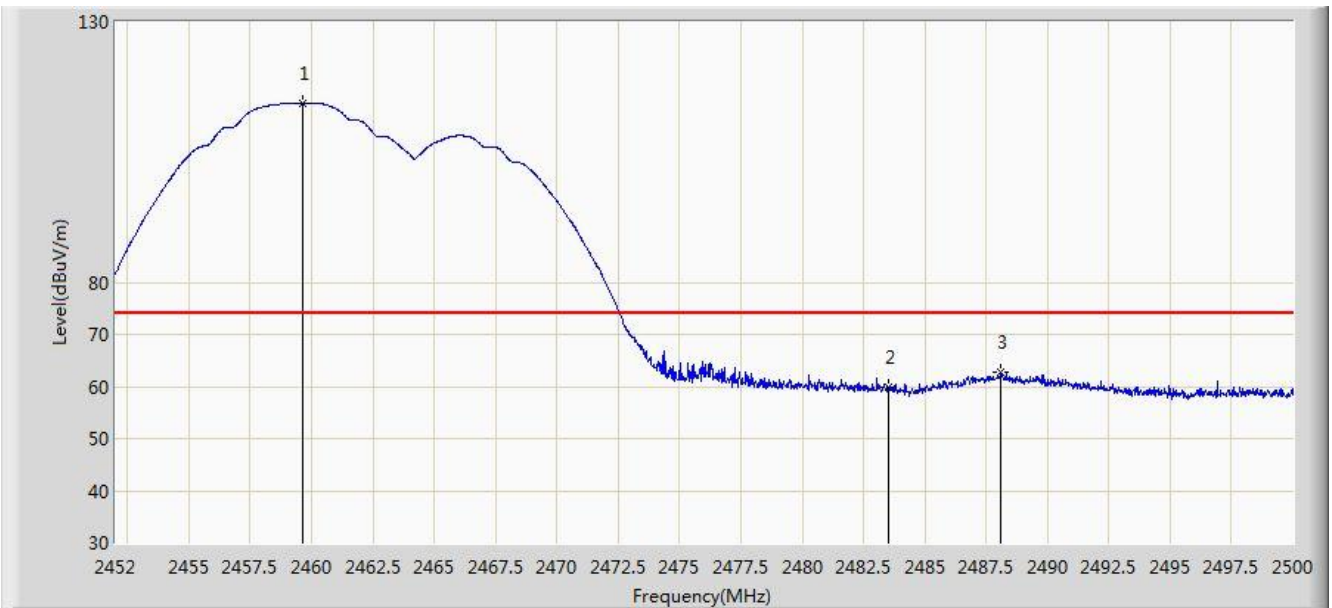


No	Flag	Mark	Frequency (MHz)	Measure Level (dBuV/m)	Reading Level (dBuV)	Over Limit (dB)	Limit (dBuV/m)	Factor (dB)	Type
1		*	2462.800	114.339	81.820	N/A	N/A	32.518	AV
2			2483.500	50.480	17.899	-3.520	54.000	32.580	AV
3			2486.848	51.699	19.108	-2.301	54.000	32.590	AV

Note: Measure Level (dB μ V/m) = Reading Level (dB μ V) + Factor (dB)

Factor (dB) = Cable Loss (dB) + Antenna Factor (dB/m)

Site: AC1	Time: 2017/09/02 - 03:00
Limit: FCC_Part15.209_RE(3m)	Engineer: Kevin Ker
Probe: BBHA9120D_1GHz_18GHz	Polarity: Vertical
EUT: ACCESS POINT	Power: POE (DC 57V)
Test Mode: Transmit by 802.11b at Channel 2462MHz Ant 0 + 1 (CDD Mode)	



No	Flag	Mark	Frequency (MHz)	Measure Level (dBuV/m)	Reading Level (dBuV)	Over Limit (dB)	Limit (dBuV/m)	Factor (dB)	Type
1		*	2459.656	114.474	81.962	N/A	N/A	32.513	PK
2			2483.500	59.772	27.191	-14.228	74.000	32.580	PK
3			2488.120	62.868	30.274	-11.132	74.000	32.595	PK

Note: Measure Level (dB μ V/m) = Reading Level (dB μ V) + Factor (dB)

Factor (dB) = Cable Loss (dB) + Antenna Factor (dB/m)

Site: AC1	Time: 2017/09/02 - 03:05
Limit: FCC_Part15.209_RE(3m)	Engineer: Kevin Ker
Probe: BBHA9120D_1GHz_18GHz	Polarity: Vertical
EUT: ACCESS POINT	Power: POE (DC 57V)
Test Mode: Transmit by 802.11b at Channel 2462MHz Ant 0 + 1 (CDD Mode)	

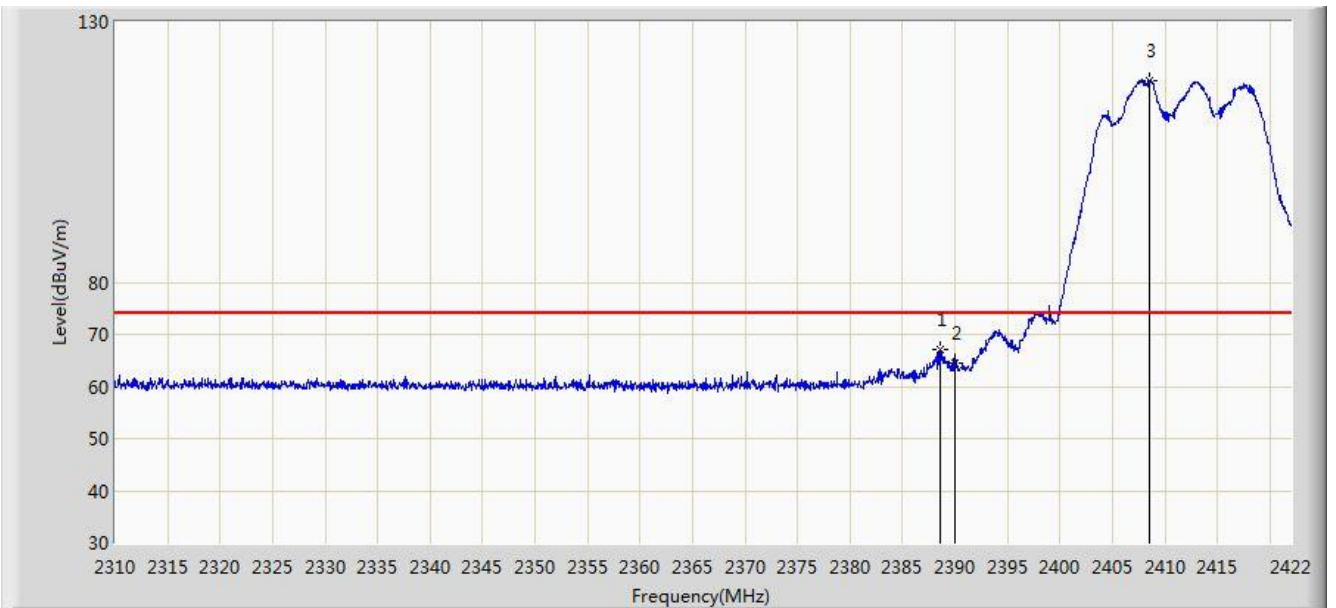


No	Flag	Mark	Frequency (MHz)	Measure Level (dBuV/m)	Reading Level (dBuV)	Over Limit (dB)	Limit (dBuV/m)	Factor (dB)	Type
1		*	2459.152	111.044	78.533	N/A	N/A	32.511	AV
2			2483.500	47.205	14.624	-6.795	54.000	32.580	AV
3			2488.624	52.208	19.612	-1.792	54.000	32.596	AV

Note: Measure Level (dBuV/m) = Reading Level (dBuV) + Factor (dB)

Factor (dB) = Cable Loss (dB) + Antenna Factor (dB/m)

Site: AC1	Time: 2017/09/02 - 03:26
Limit: FCC_Part15.209_RE(3m)	Engineer: Kevin Ker
Probe: BBHA9120D_1GHz_18GHz	Polarity: Horizontal
EUT: ACCESS POINT	Power: POE (DC 57V)
Test Mode: Transmit by 802.11g at Channel 2412MHz Ant 0 + 1 (CDD Mode)	

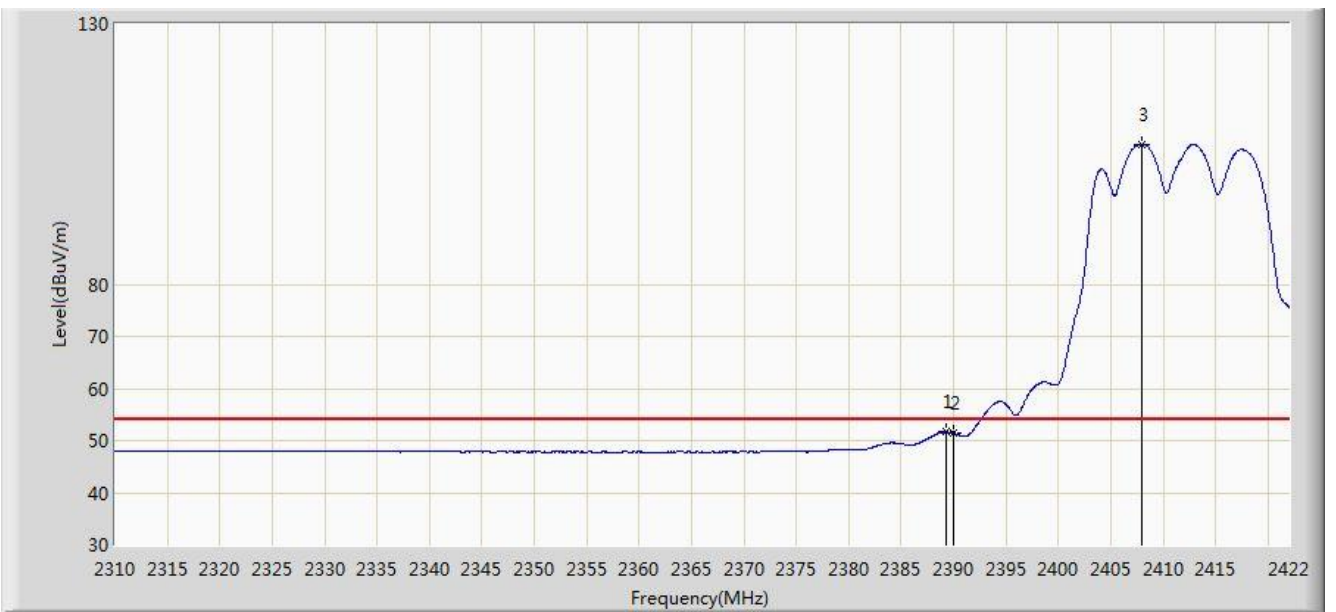


No	Flag	Mark	Frequency (MHz)	Measure Level (dBuV/m)	Reading Level (dBuV)	Over Limit (dB)	Limit (dBuV/m)	Factor (dB)	Type
1			2388.624	66.997	34.441	-7.003	74.000	32.556	PK
2			2390.000	64.625	32.071	-9.375	74.000	32.554	PK
3		*	2408.560	118.796	86.266	N/A	N/A	32.530	PK

Note: Measure Level (dBuV/m) = Reading Level (dBuV) + Factor (dB)

Factor (dB) = Cable Loss (dB) + Antenna Factor (dB/m)

Site: AC1	Time: 2017/09/02 - 03:14
Limit: FCC_Part15.209_RE(3m)	Engineer: Kevin Ker
Probe: BBHA9120D_1GHz_18GHz	Polarity: Horizontal
EUT: ACCESS POINT	Power: POE (DC 57V)
Test Mode: Transmit by 802.11g at Channel 2412MHz Ant 0 + 1 (CDD Mode)	

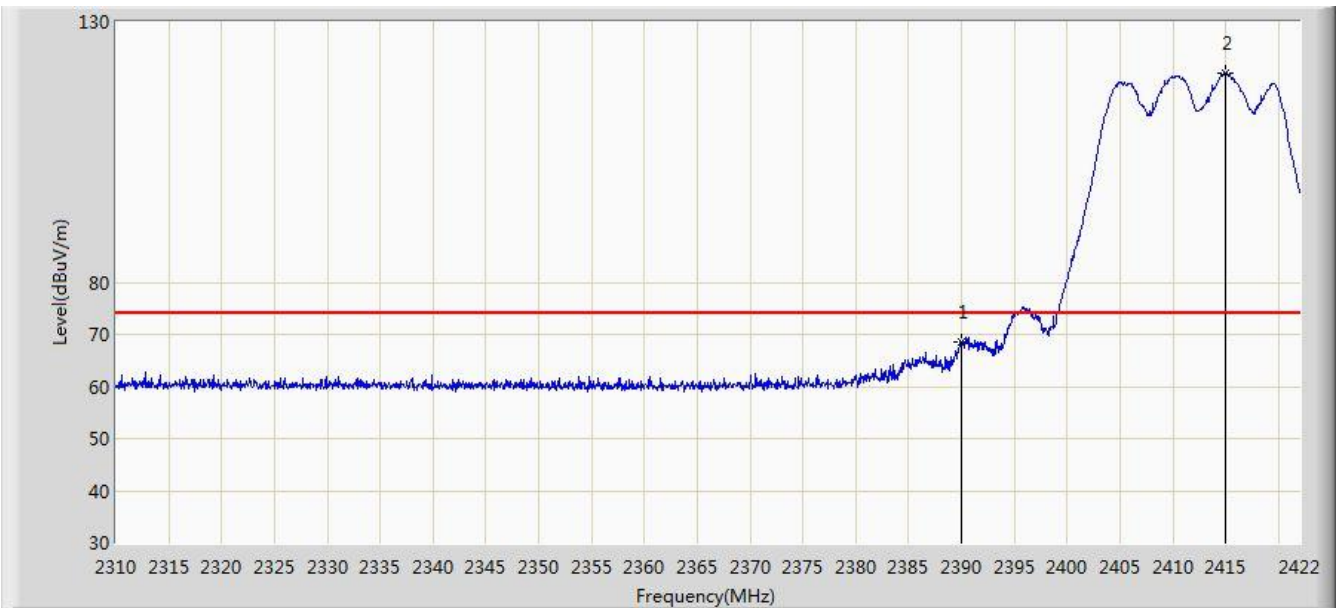


No	Flag	Mark	Frequency (MHz)	Measure Level (dBuV/m)	Reading Level (dBuV)	Over Limit (dB)	Limit (dBuV/m)	Factor (dB)	Type
1			2389.352	51.621	19.066	-2.379	54.000	32.555	AV
2			2390.000	51.367	18.813	-2.633	54.000	32.554	AV
3		*	2408.000	106.896	74.365	N/A	N/A	32.530	AV

Note: Measure Level (dB μ V/m) = Reading Level (dB μ V) + Factor (dB)

Factor (dB) = Cable Loss (dB) + Antenna Factor (dB/m)

Site: AC1	Time: 2017/09/02 - 03:24
Limit: FCC_Part15.209_RE(3m)	Engineer: Kevin Ker
Probe: BBHA9120D_1GHz_18GHz	Polarity: Vertical
EUT: ACCESS POINT	Power: POE (DC 57V)
Test Mode: Transmit by 802.11g at Channel 2412MHz Ant 0 + 1 (CDD Mode)	

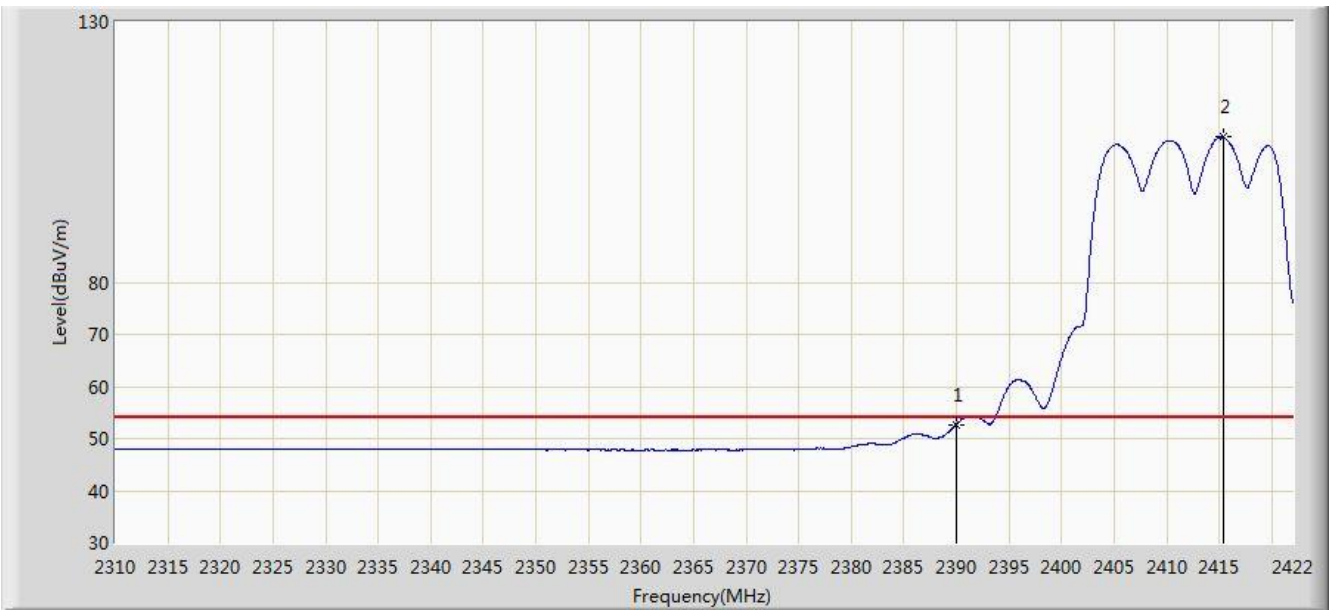


No	Flag	Mark	Frequency (MHz)	Measure Level (dBuV/m)	Reading Level (dBuV)	Over Limit (dB)	Limit (dBuV/m)	Factor (dB)	Type
1			2390.000	68.509	35.955	-5.491	74.000	32.554	PK
2		*	2415.000	120.273	87.751	N/A	N/A	32.522	PK

Note: Measure Level (dB μ V/m) = Reading Level (dB μ V) + Factor (dB)

Factor (dB) = Cable Loss (dB) + Antenna Factor (dB/m)

Site: AC1	Time: 2017/09/02 - 03:23
Limit: FCC_Part15.209_RE(3m)	Engineer: Kevin Ker
Probe: BBHA9120D_1GHz_18GHz	Polarity: Vertical
EUT: ACCESS POINT	Power: POE (DC 57V)
Test Mode: Transmit by 802.11g at Channel 2412MHz Ant 0 + 1 (CDD Mode)	

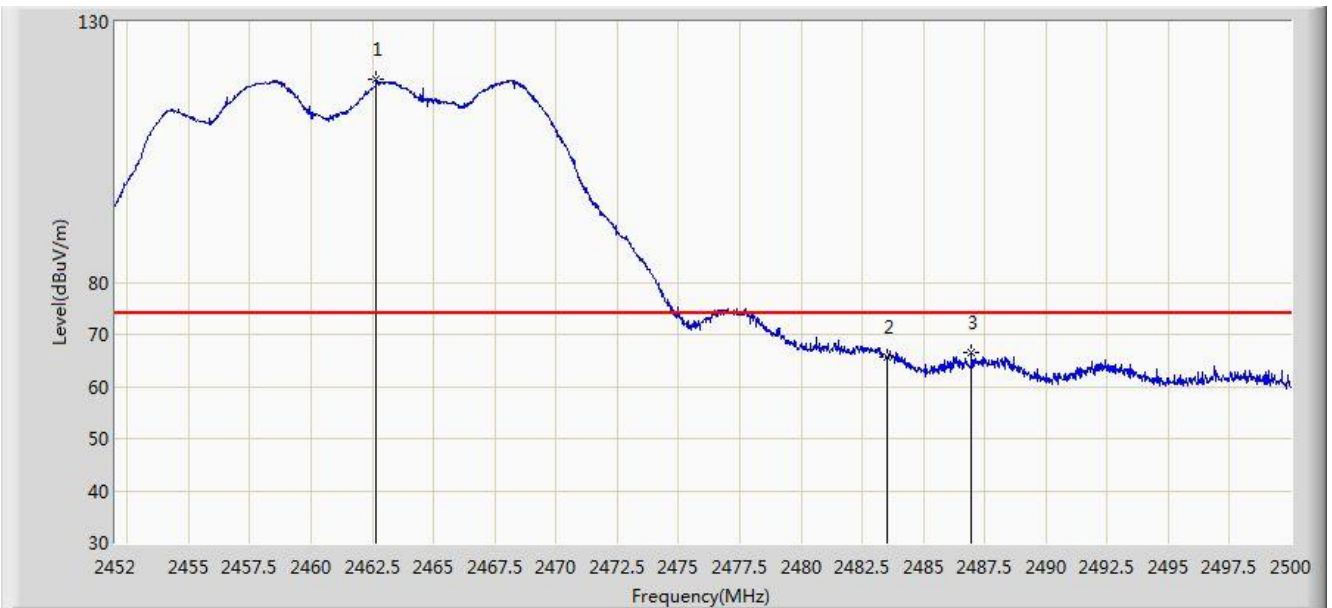


No	Flag	Mark	Frequency (MHz)	Measure Level (dBuV/m)	Reading Level (dBuV)	Over Limit (dB)	Limit (dBuV/m)	Factor (dB)	Type
1			2390.000	52.727	20.173	-1.273	54.000	32.554	AV
2		*	2415.336	107.831	75.309	N/A	N/A	32.522	AV

Note: Measure Level (dB μ V/m) = Reading Level (dB μ V) + Factor (dB)

Factor (dB) = Cable Loss (dB) + Antenna Factor (dB/m)

Site: AC1	Time: 2017/09/02 - 03:35
Limit: FCC_Part15.209_RE(3m)	Engineer: Kevin Ker
Probe: BBHA9120D_1GHz_18GHz	Polarity: Horizontal
EUT: ACCESS POINT	Power: POE (DC 57V)
Test Mode: Transmit by 802.11g at Channel 2462MHz Ant 0 + 1 (CDD Mode)	

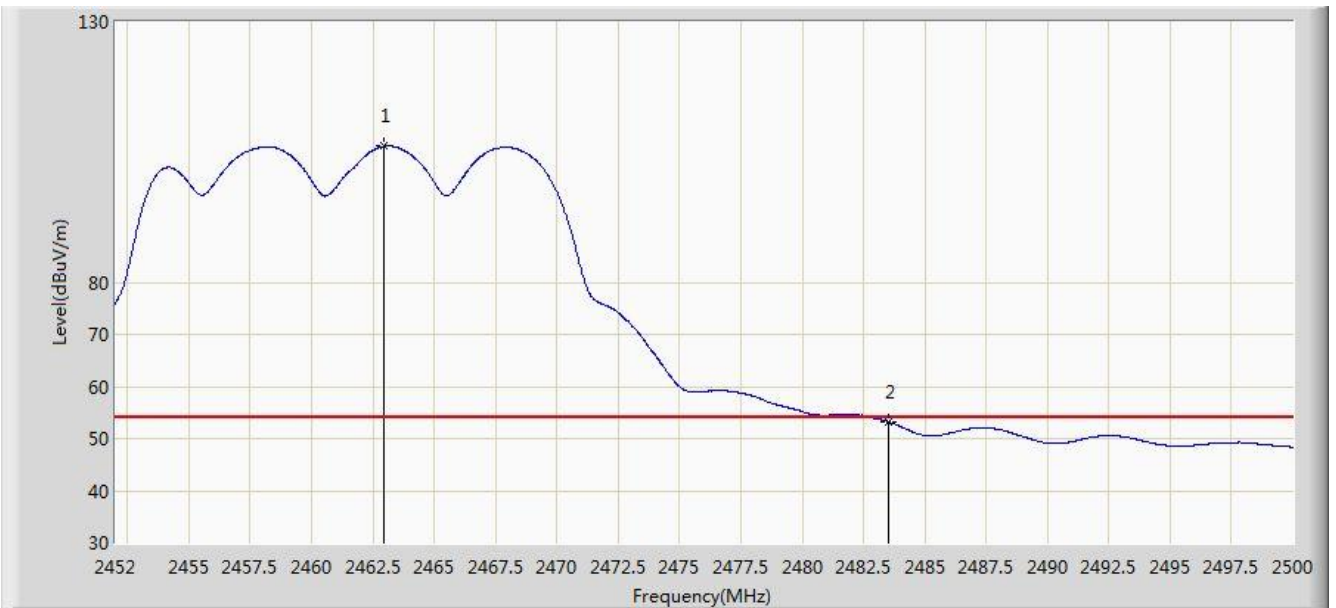


No	Flag	Mark	Frequency (MHz)	Measure Level (dBuV/m)	Reading Level (dBuV)	Over Limit (dB)	Limit (dBuV/m)	Factor (dB)	Type
1		*	2462.656	118.918	86.400	N/A	N/A	32.518	PK
2			2483.500	65.699	33.118	-8.301	74.000	32.580	PK
3			2486.968	66.471	33.880	-7.529	74.000	32.591	PK

Note: Measure Level (dB μ V/m) = Reading Level (dB μ V) + Factor (dB)

Factor (dB) = Cable Loss (dB) + Antenna Factor (dB/m)

Site: AC1	Time: 2017/09/02 - 03:34
Limit: FCC_Part15.209_RE(3m)	Engineer: Kevin Ker
Probe: BBHA9120D_1GHz_18GHz	Polarity: Horizontal
EUT: ACCESS POINT	Power: POE (DC 57V)
Test Mode: Transmit by 802.11g at Channel 2462MHz Ant 0 + 1 (CDD Mode)	

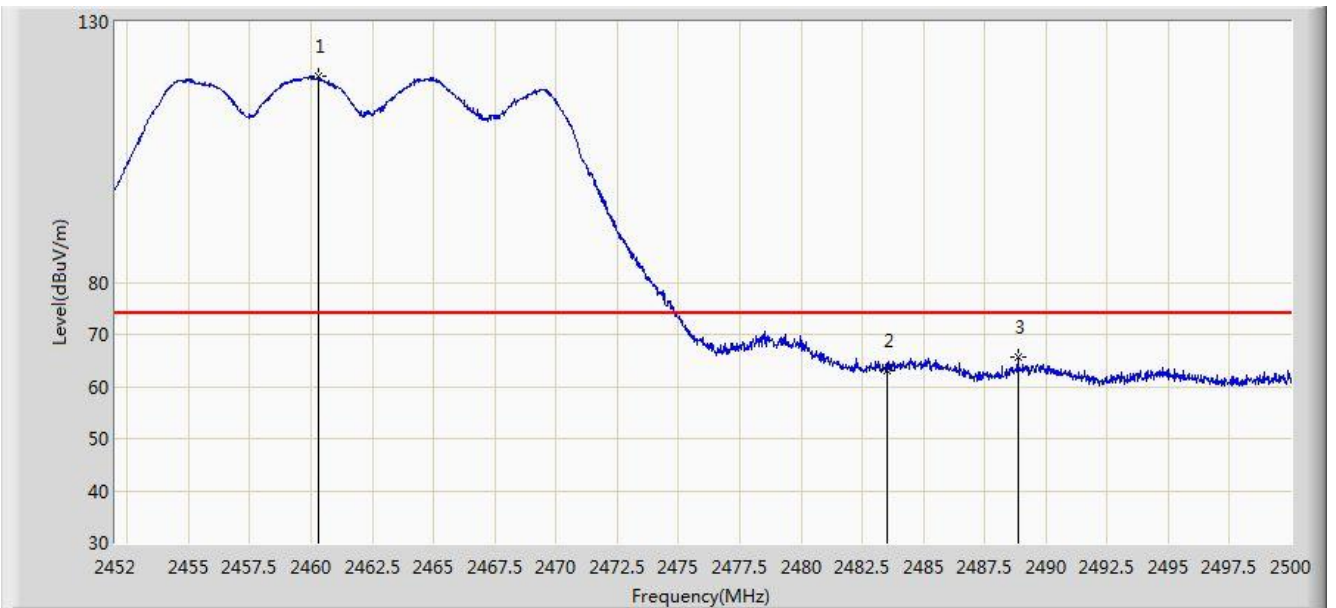


No	Flag	Mark	Frequency (MHz)	Measure Level (dBuV/m)	Reading Level (dBuV)	Over Limit (dB)	Limit (dBuV/m)	Factor (dB)	Type
1		*	2462.944	106.112	73.593	N/A	N/A	32.519	AV
2			2483.500	53.200	20.619	-0.800	54.000	32.580	AV

Note: Measure Level (dB μ V/m) = Reading Level (dB μ V) + Factor (dB)

Factor (dB) = Cable Loss (dB) + Antenna Factor (dB/m)

Site: AC1	Time: 2017/09/02 - 03:36
Limit: FCC_Part15.209_RE(3m)	Engineer: Kevin Ker
Probe: BBHA9120D_1GHz_18GHz	Polarity: Vertical
EUT: ACCESS POINT	Power: POE (DC 57V)
Test Mode: Transmit by 802.11g at Channel 2462MHz Ant 0 + 1 (CDD Mode)	

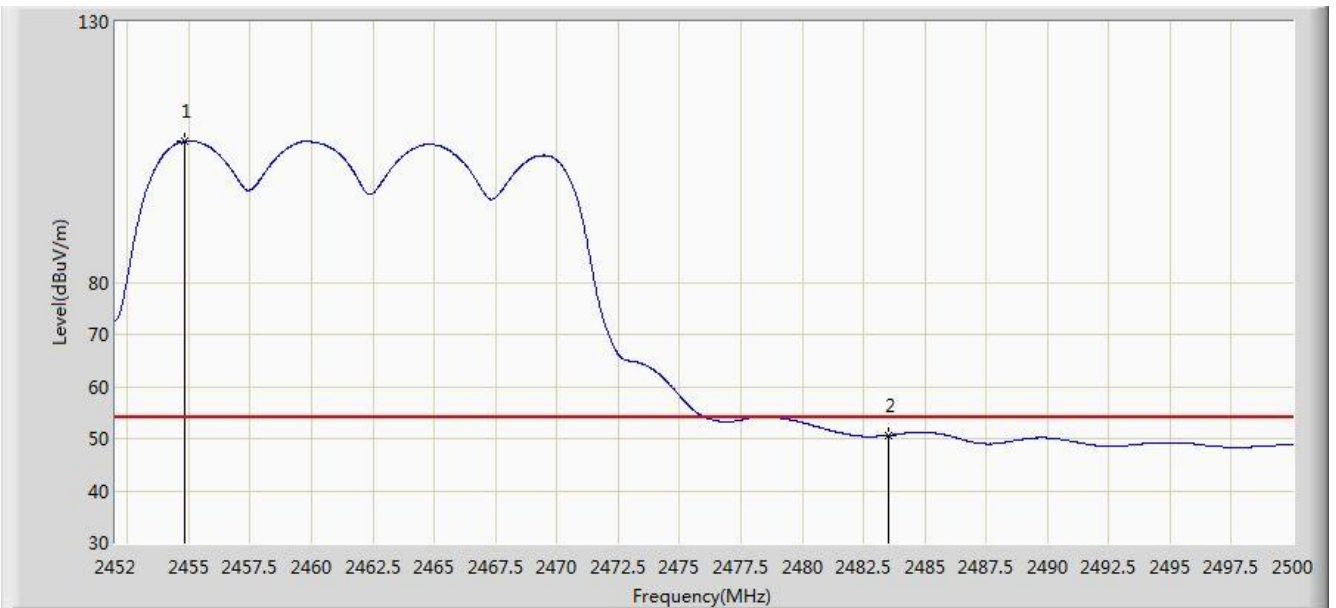


No	Flag	Mark	Frequency (MHz)	Measure Level (dBuV/m)	Reading Level (dBuV)	Over Limit (dB)	Limit (dBuV/m)	Factor (dB)	Type
1		*	2460.304	119.424	86.911	N/A	N/A	32.513	PK
2			2483.500	63.005	30.424	-10.995	74.000	32.580	PK
3			2488.864	65.549	32.952	-8.451	74.000	32.597	PK

Note: Measure Level (dBuV/m) = Reading Level (dBuV) + Factor (dB)

Factor (dB) = Cable Loss (dB) + Antenna Factor (dB/m)

Site: AC1	Time: 2017/09/02 - 03:37
Limit: FCC_Part15.209_RE(3m)	Engineer: Kevin Ker
Probe: BBHA9120D_1GHz_18GHz	Polarity: Vertical
EUT: ACCESS POINT	Power: POE (DC 57V)
Test Mode: Transmit by 802.11g at Channel 2462MHz Ant 0 + 1 (CDD Mode)	

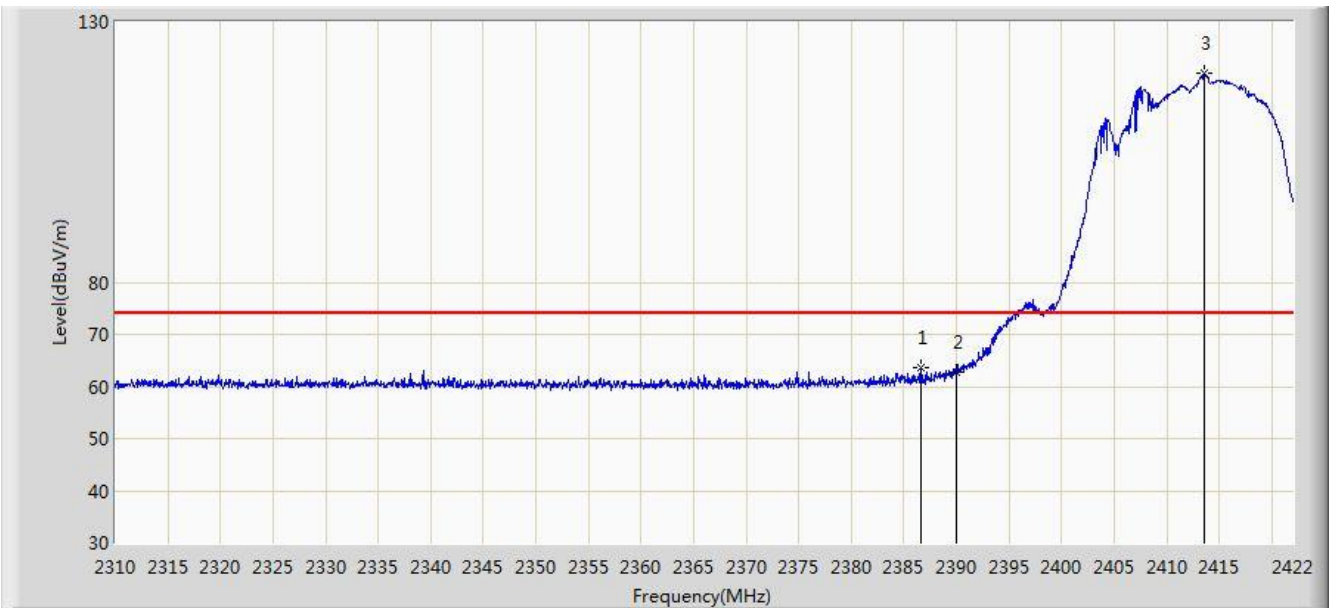


No	Flag	Mark	Frequency (MHz)	Measure Level (dBuV/m)	Reading Level (dBuV)	Over Limit (dB)	Limit (dBuV/m)	Factor (dB)	Type
1		*	2454.808	107.044	74.540	N/A	N/A	32.504	AV
2			2483.500	50.608	18.027	-3.392	54.000	32.580	AV

Note: Measure Level (dB μ V/m) = Reading Level (dB μ V) + Factor (dB)

Factor (dB) = Cable Loss (dB) + Antenna Factor (dB/m)

Site: AC1	Time: 2017/09/02 - 03:47
Limit: FCC_Part15.209_RE(3m)	Engineer: Kevin Ker
Probe: BBHA9120D_1GHz_18GHz	Polarity: Horizontal
EUT: ACCESS POINT	Power: POE (DC 57V)
Test Mode: Transmit by 802.11n-HT20 at Channel 2412MHz Ant 0 + 1 (CDD Mode)	

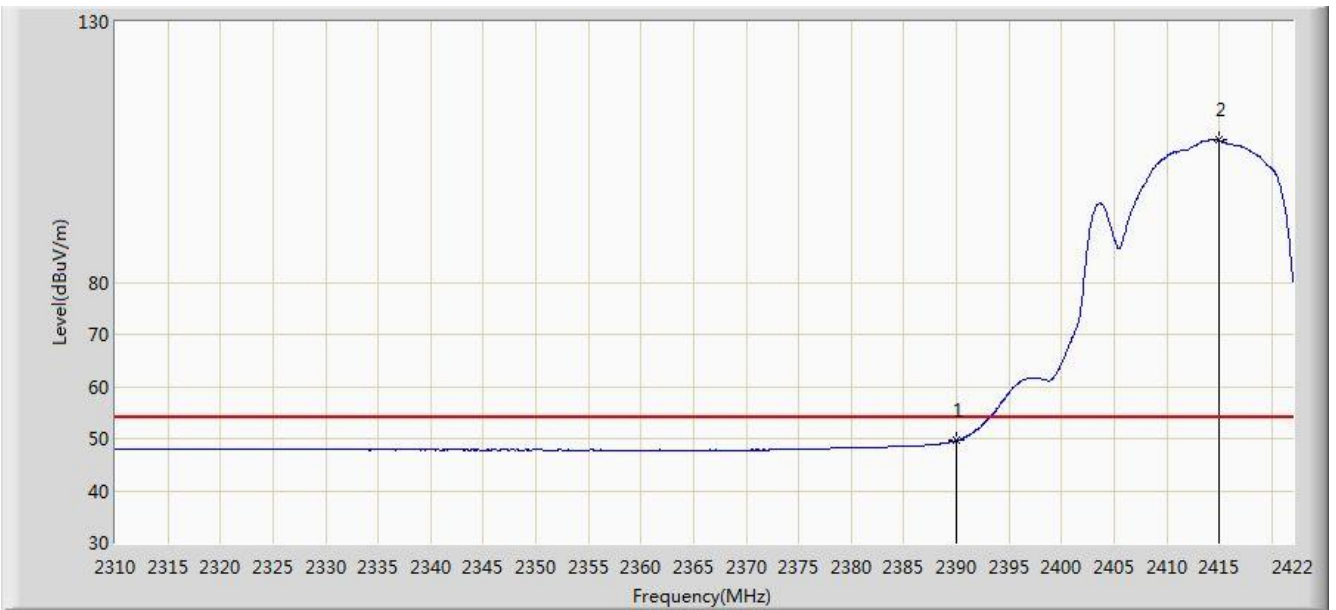


No	Flag	Mark	Frequency (MHz)	Measure Level (dBuV/m)	Reading Level (dBuV)	Over Limit (dB)	Limit (dBuV/m)	Factor (dB)	Type
1			2386.664	63.680	31.121	-10.320	74.000	32.559	PK
2			2390.000	62.627	30.073	-11.373	74.000	32.554	PK
3		*	2413.544	120.106	87.582	N/A	N/A	32.524	PK

Note: Measure Level (dB μ V/m) = Reading Level (dB μ V) + Factor (dB)

Factor (dB) = Cable Loss (dB) + Antenna Factor (dB/m)

Site: AC1	Time: 2017/09/02 - 03:48
Limit: FCC_Part15.209_RE(3m)	Engineer: Kevin Ker
Probe: BBHA9120D_1GHz_18GHz	Polarity: Horizontal
EUT: ACCESS POINT	Power: POE (DC 57V)
Test Mode: Transmit by 802.11n-HT20 at Channel 2412MHz Ant 0 + 1 (CDD Mode)	

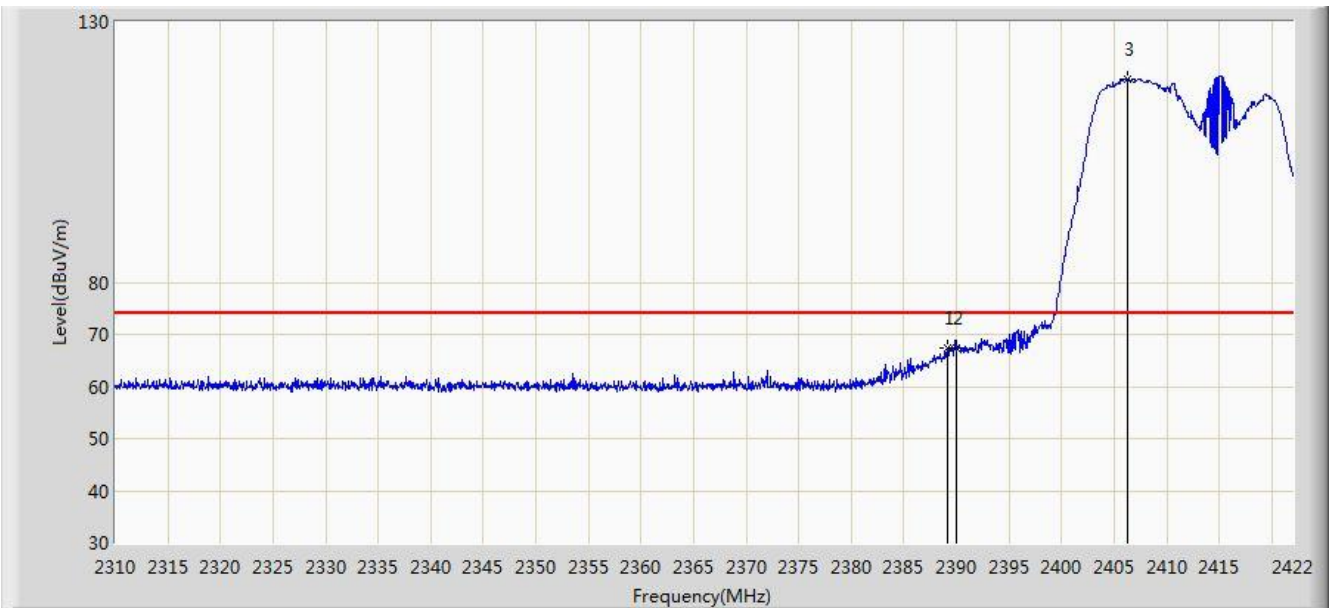


No	Flag	Mark	Frequency (MHz)	Measure Level (dBuV/m)	Reading Level (dBuV)	Over Limit (dB)	Limit (dBuV/m)	Factor (dB)	Type
1			2390.000	49.690	17.136	-4.310	54.000	32.554	AV
2		*	2415.000	107.277	74.755	N/A	N/A	32.522	AV

Note: Measure Level (dB μ V/m) = Reading Level (dB μ V) + Factor (dB)

Factor (dB) = Cable Loss (dB) + Antenna Factor (dB/m)

Site: AC1	Time: 2017/09/02 - 03:46
Limit: FCC_Part15.209_RE(3m)	Engineer: Kevin Ker
Probe: BBHA9120D_1GHz_18GHz	Polarity: Vertical
EUT: ACCESS POINT	Power: POE (DC 57V)
Test Mode: Transmit by 802.11n-HT20 at Channel 2412MHz Ant 0 + 1 (CDD Mode)	

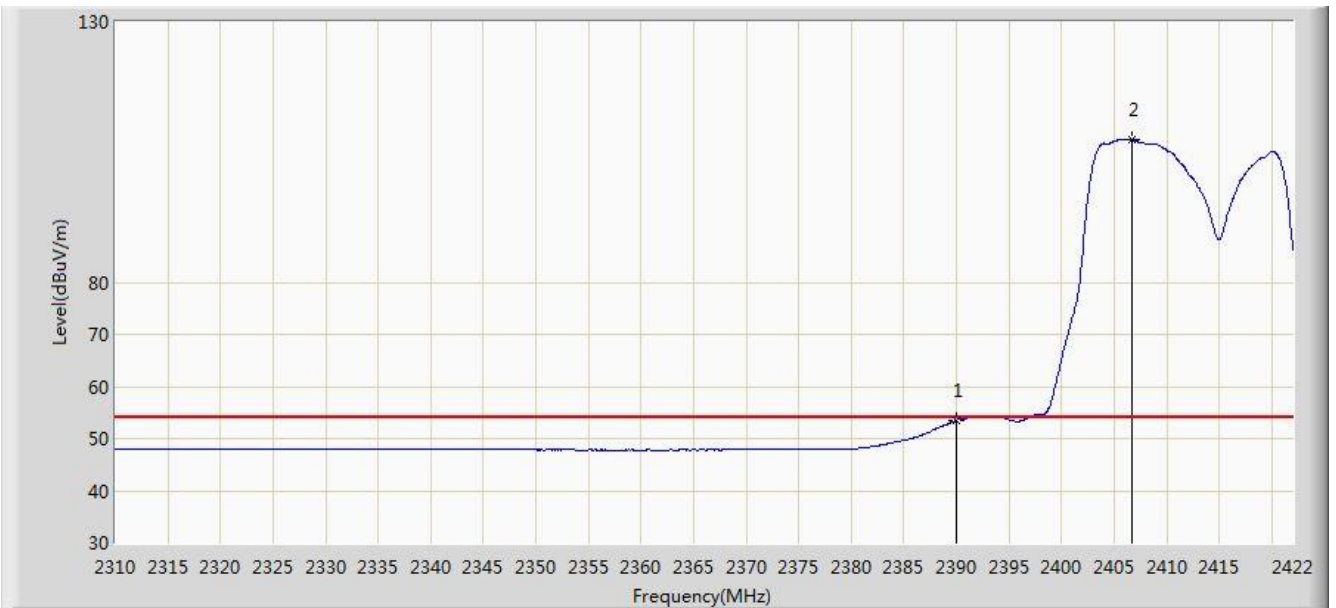


No	Flag	Mark	Frequency (MHz)	Measure Level (dBuV/m)	Reading Level (dBuV)	Over Limit (dB)	Limit (dBuV/m)	Factor (dB)	Type
1			2389.128	67.521	34.965	-6.479	74.000	32.556	PK
2			2390.000	67.429	34.875	-6.571	74.000	32.554	PK
3		*	2406.264	119.044	86.511	N/A	N/A	32.533	PK

Note: Measure Level (dBuV/m) = Reading Level (dBuV) + Factor (dB)

Factor (dB) = Cable Loss (dB) + Antenna Factor (dB/m)

Site: AC1	Time: 2017/09/02 - 03:45
Limit: FCC_Part15.209_RE(3m)	Engineer: Kevin Ker
Probe: BBHA9120D_1GHz_18GHz	Polarity: Vertical
EUT: ACCESS POINT	Power: POE (DC 57V)
Test Mode: Transmit by 802.11n-HT20 at Channel 2412MHz Ant 0 + 1 (CDD Mode)	

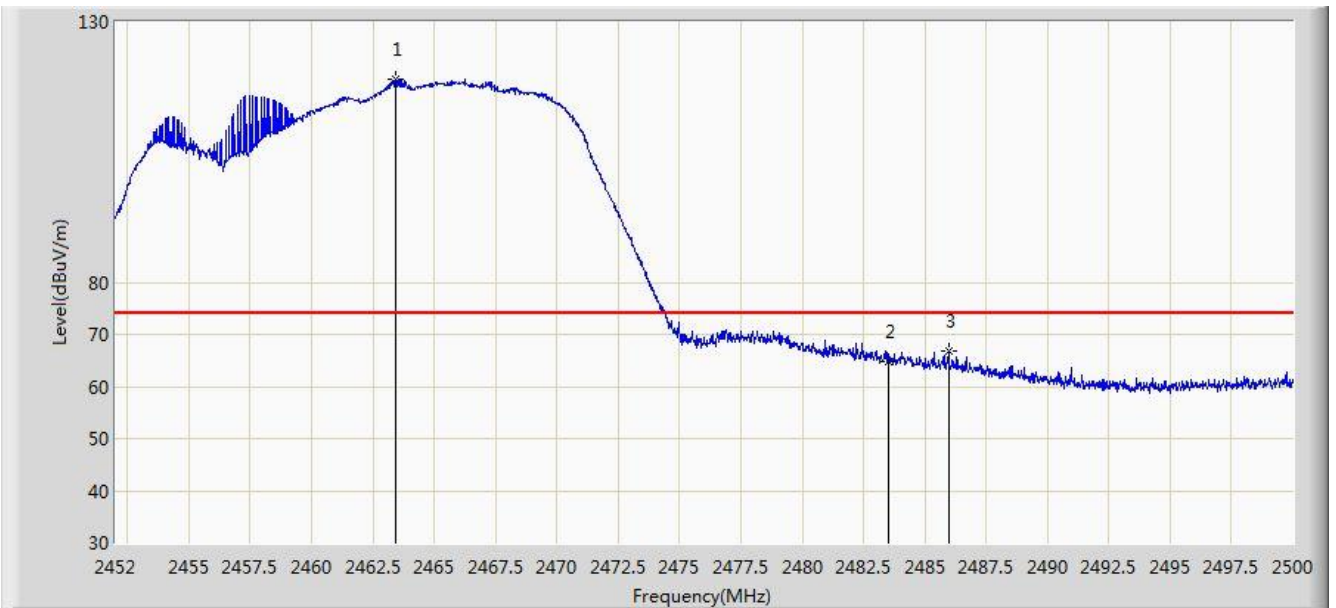


No	Flag	Mark	Frequency (MHz)	Measure Level (dBuV/m)	Reading Level (dBuV)	Over Limit (dB)	Limit (dBuV/m)	Factor (dB)	Type
1			2390.000	53.546	20.992	-0.454	54.000	32.554	AV
2		*	2406.712	107.487	74.955	N/A	N/A	32.533	AV

Note: Measure Level (dB μ V/m) = Reading Level (dB μ V) + Factor (dB)

Factor (dB) = Cable Loss (dB) + Antenna Factor (dB/m)

Site: AC1	Time: 2017/09/02 - 03:56
Limit: FCC_Part15.209_RE(3m)	Engineer: Kevin Ker
Probe: BBHA9120D_1GHz_18GHz	Polarity: Horizontal
EUT: ACCESS POINT	Power: POE (DC 57V)
Test Mode: Transmit by 802.11n-HT20 at Channel 2462MHz Ant 0 + 1 (CDD Mode)	

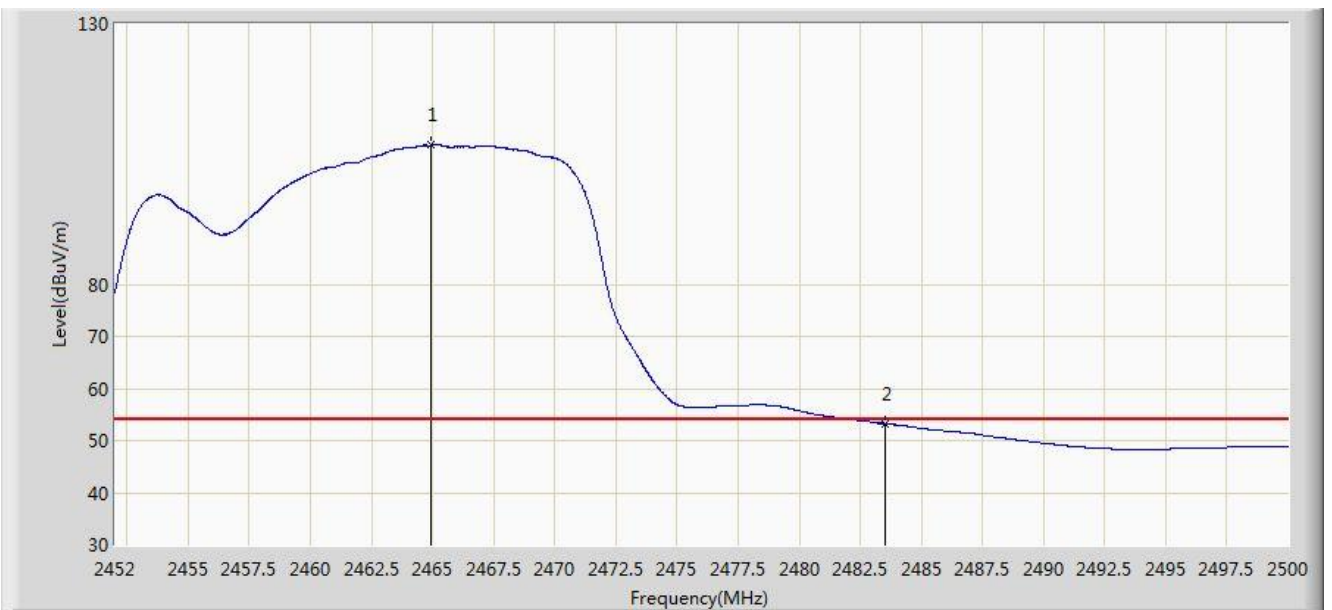


No	Flag	Mark	Frequency (MHz)	Measure Level (dBuV/m)	Reading Level (dBuV)	Over Limit (dB)	Limit (dBuV/m)	Factor (dB)	Type
1		*	2463.448	118.878	86.357	N/A	N/A	32.521	PK
2			2483.500	64.638	32.057	-9.362	74.000	32.580	PK
3			2485.984	66.815	34.227	-7.185	74.000	32.588	PK

Note: Measure Level (dBuV/m) = Reading Level (dBuV) + Factor (dB)

Factor (dB) = Cable Loss (dB) + Antenna Factor (dB/m)

Site: AC1	Time: 2017/09/02 - 03:54
Limit: FCC_Part15.209_RE(3m)	Engineer: Kevin Ker
Probe: BBHA9120D_1GHz_18GHz	Polarity: Horizontal
EUT: ACCESS POINT	Power: POE (DC 57V)
Test Mode: Transmit by 802.11n-HT20 at Channel 2462MHz Ant 0 + 1 (CDD Mode)	

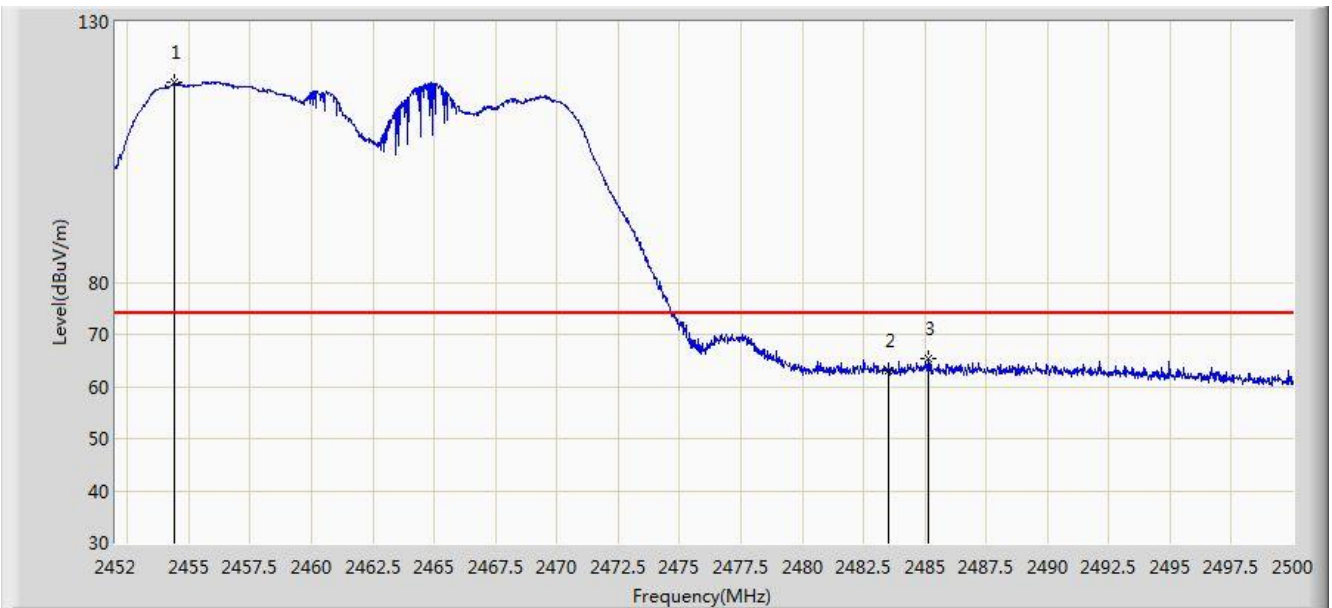


No	Flag	Mark	Frequency (MHz)	Measure Level (dBuV/m)	Reading Level (dBuV)	Over Limit (dB)	Limit (dBuV/m)	Factor (dB)	Type
1		*	2464.960	106.676	74.151	N/A	N/A	32.525	AV
2			2483.500	53.266	20.685	-0.734	54.000	32.580	AV

Note: Measure Level (dB μ V/m) = Reading Level (dB μ V) + Factor (dB)

Factor (dB) = Cable Loss (dB) + Antenna Factor (dB/m)

Site: AC1	Time: 2017/09/02 - 03:57
Limit: FCC_Part15.209_RE(3m)	Engineer: Kevin Ker
Probe: BBHA9120D_1GHz_18GHz	Polarity: Vertical
EUT: ACCESS POINT	Power: POE (DC 57V)
Test Mode: Transmit by 802.11n-HT20 at Channel 2462MHz Ant 0 + 1 (CDD Mode)	

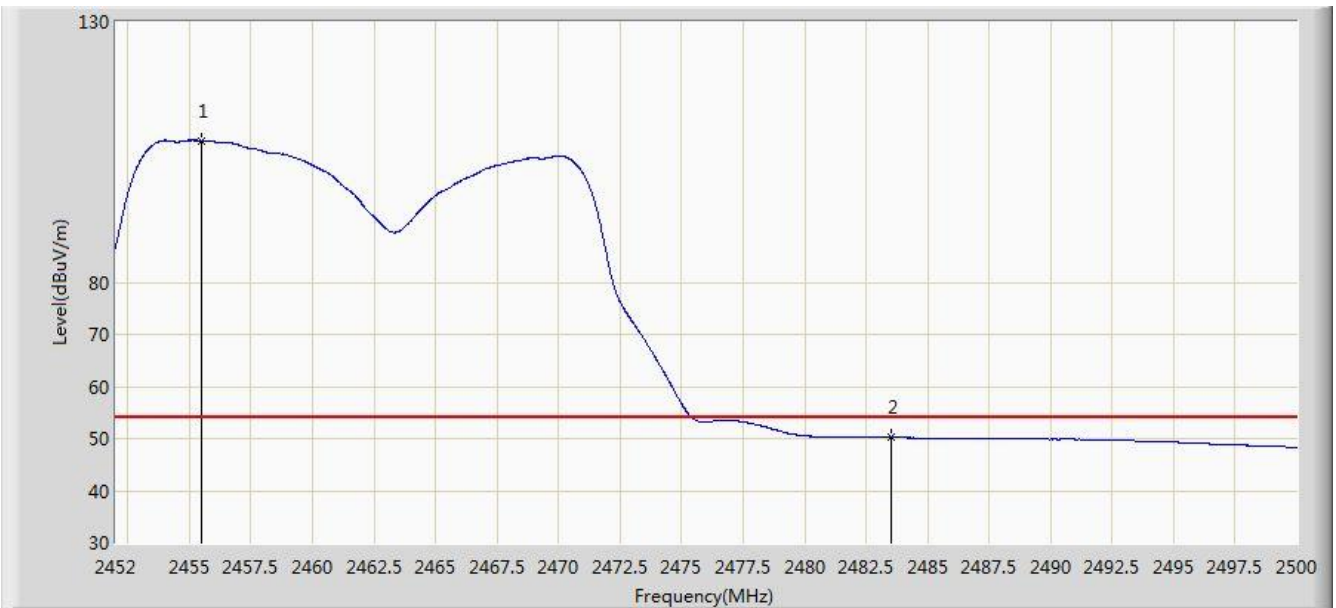


No	Flag	Mark	Frequency (MHz)	Measure Level (dBuV/m)	Reading Level (dBuV)	Over Limit (dB)	Limit (dBuV/m)	Factor (dB)	Type
1		*	2454.376	118.501	85.998	N/A	N/A	32.503	PK
2			2483.500	63.188	30.607	-10.812	74.000	32.580	PK
3			2485.120	65.392	32.807	-8.608	74.000	32.585	PK

Note: Measure Level (dBuV/m) = Reading Level (dBuV) + Factor (dB)

Factor (dB) = Cable Loss (dB) + Antenna Factor (dB/m)

Site: AC1	Time: 2017/09/02 - 03:58
Limit: FCC_Part15.209_RE(3m)	Engineer: Kevin Ker
Probe: BBHA9120D_1GHz_18GHz	Polarity: Vertical
EUT: ACCESS POINT	Power: POE (DC 57V)
Test Mode: Transmit by 802.11n-HT20 at Channel 2462MHz Ant 0 + 1 (CDD Mode)	

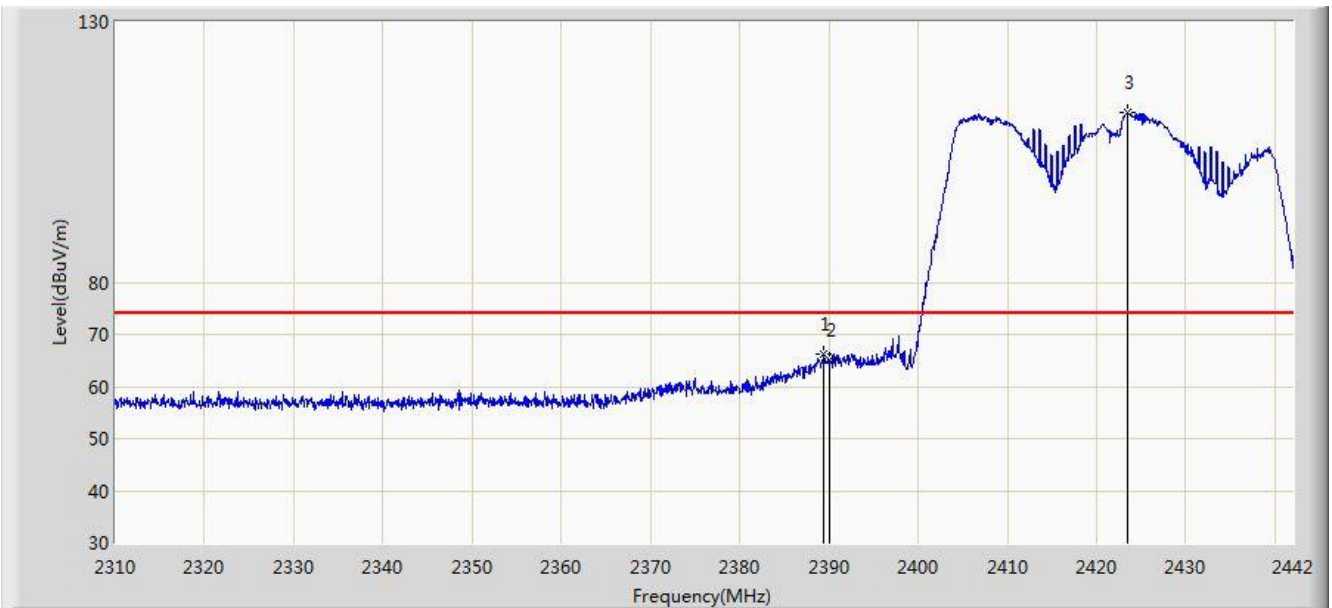


No	Flag	Mark	Frequency (MHz)	Measure Level (dBuV/m)	Reading Level (dBuV)	Over Limit (dB)	Limit (dBuV/m)	Factor (dB)	Type
1		*	2455.480	107.207	74.702	N/A	N/A	32.505	AV
2			2483.500	50.178	17.597	-3.822	54.000	32.580	AV

Note: Measure Level (dB μ V/m) = Reading Level (dB μ V) + Factor (dB)

Factor (dB) = Cable Loss (dB) + Antenna Factor (dB/m)

Site: AC1	Time: 2017/09/02 - 04:09
Limit: FCC_Part15.209_RE(3m)	Engineer: Kevin Ker
Probe: BBHA9120D_1GHz_18GHz	Polarity: Horizontal
EUT: ACCESS POINT	Power: POE (DC 57V)
Test Mode: Transmit by 802.11n-HT40 at Channel 2422MHz Ant 0 + 1 (CDD Mode)	

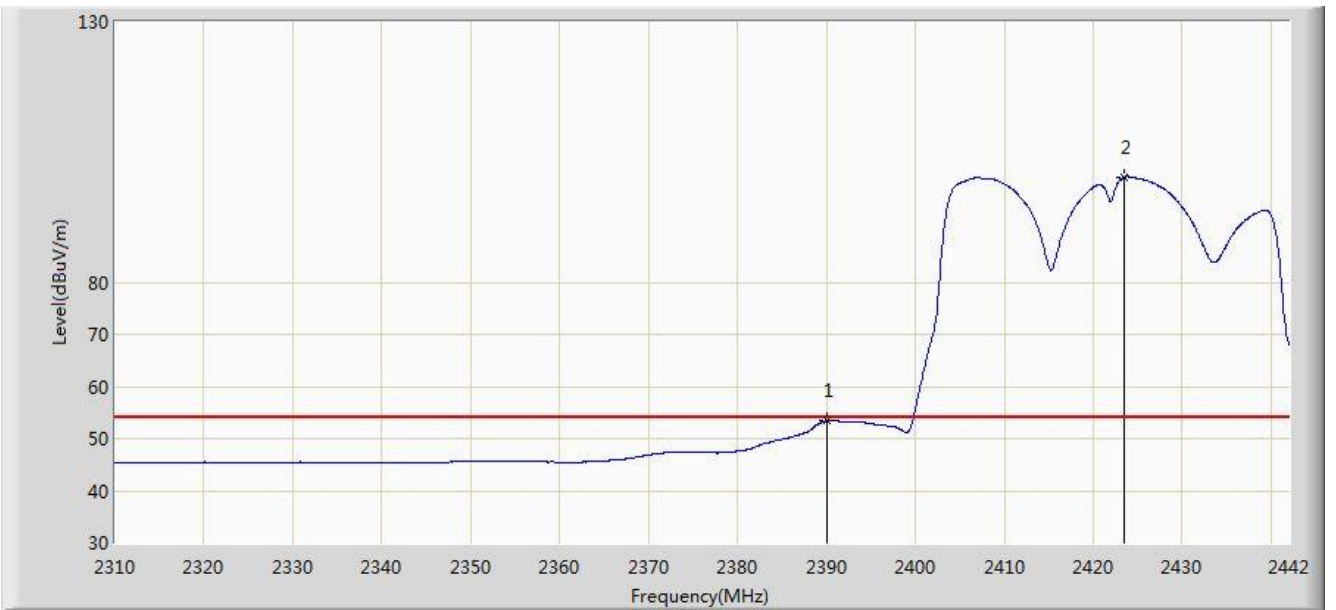


No	Flag	Mark	Frequency (MHz)	Measure Level (dBuV/m)	Reading Level (dBuV)	Over Limit (dB)	Limit (dBuV/m)	Factor (dB)	Type
1			2389.398	66.298	33.743	-7.702	74.000	32.555	PK
2			2390.000	65.083	32.529	-8.917	74.000	32.554	PK
3		*	2423.454	112.501	79.989	N/A	N/A	32.512	PK

Note: Measure Level (dB μ V/m) = Reading Level (dB μ V) + Factor (dB)

Factor (dB) = Cable Loss (dB) + Antenna Factor (dB/m)

Site: AC1	Time: 2017/09/02 - 04:08
Limit: FCC_Part15.209_RE(3m)	Engineer: Kevin Ker
Probe: BBHA9120D_1GHz_18GHz	Polarity: Horizontal
EUT: ACCESS POINT	Power: POE (DC 57V)
Test Mode: Transmit by 802.11n-HT40 at Channel 2422MHz Ant 0 + 1 (CDD Mode)	

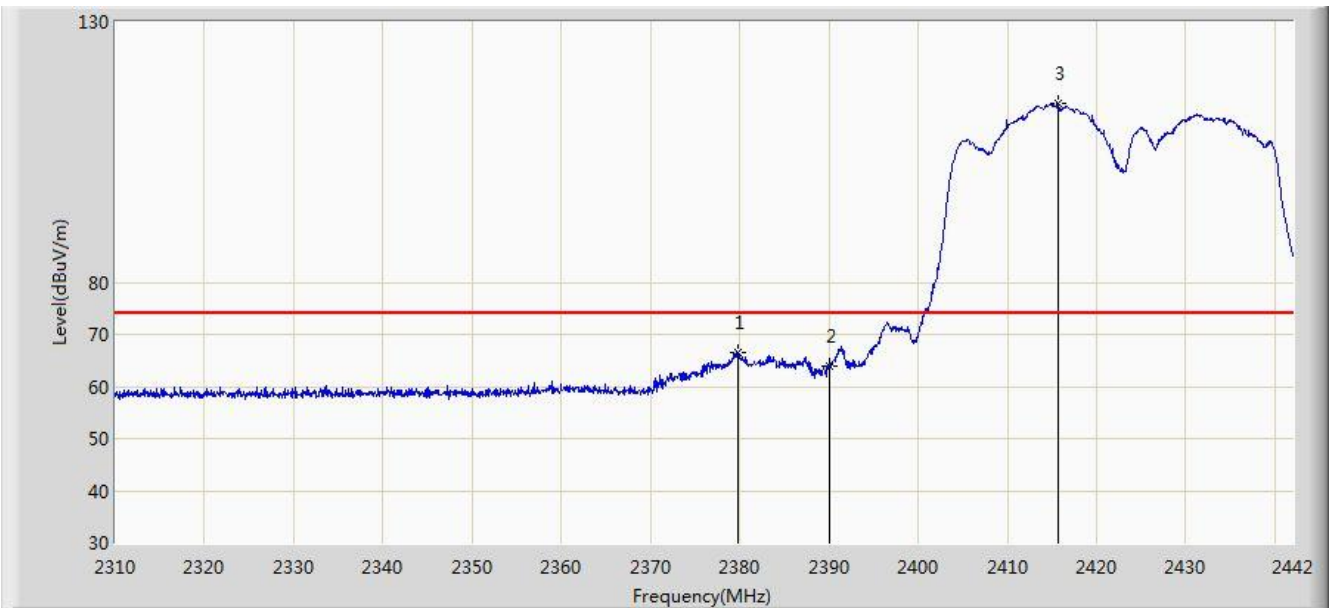


No	Flag	Mark	Frequency (MHz)	Measure Level (dBuV/m)	Reading Level (dBuV)	Over Limit (dB)	Limit (dBuV/m)	Factor (dB)	Type
1			2390.000	53.401	20.847	-0.599	54.000	32.554	AV
2		*	2423.454	100.221	67.709	N/A	N/A	32.512	AV

Note: Measure Level (dB μ V/m) = Reading Level (dB μ V) + Factor (dB)

Factor (dB) = Cable Loss (dB) + Antenna Factor (dB/m)

Site: AC1	Time: 2017/09/02 - 04:10
Limit: FCC_Part15.209_RE(3m)	Engineer: Kevin Ker
Probe: BBHA9120D_1GHz_18GHz	Polarity: Vertical
EUT: ACCESS POINT	Power: POE (DC 57V)
Test Mode: Transmit by 802.11n-HT40 at Channel 2422MHz Ant 0 + 1 (CDD Mode)	

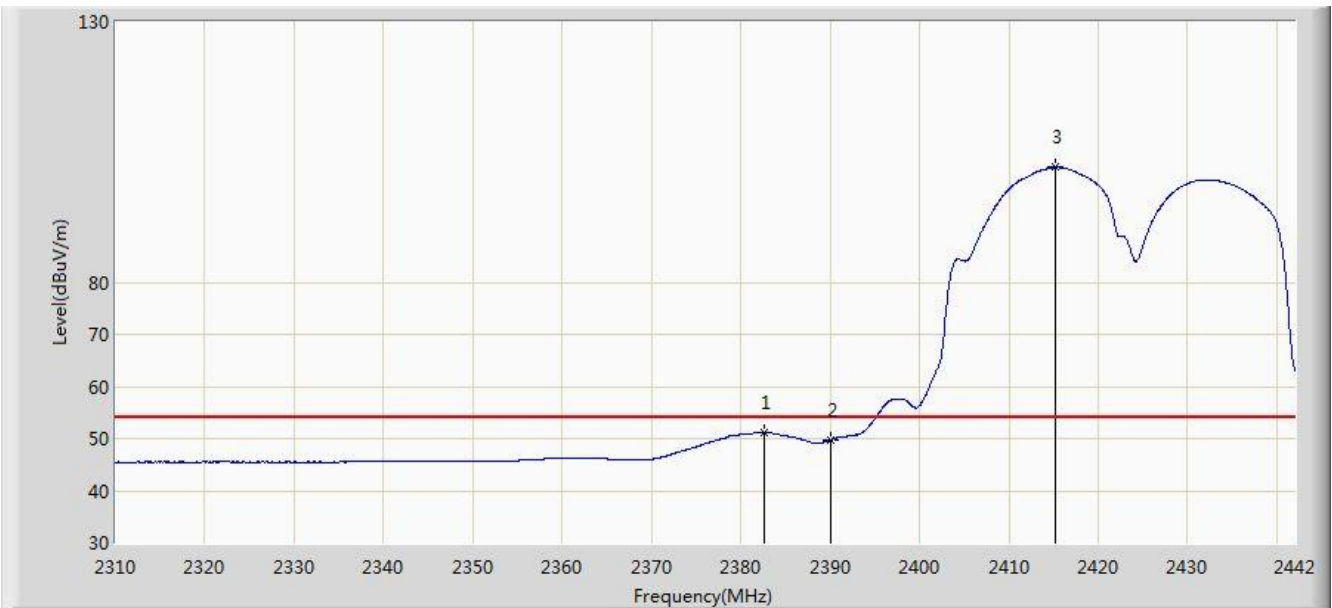


No	Flag	Mark	Frequency (MHz)	Measure Level (dBuV/m)	Reading Level (dBuV)	Over Limit (dB)	Limit (dBuV/m)	Factor (dB)	Type
1			2379.828	66.420	33.852	-7.580	74.000	32.569	PK
2			2390.000	63.819	31.265	-10.181	74.000	32.554	PK
3		*	2415.732	114.363	81.842	N/A	N/A	32.522	PK

Note: Measure Level (dBuV/m) = Reading Level (dBuV) + Factor (dB)

Factor (dB) = Cable Loss (dB) + Antenna Factor (dB/m)

Site: AC1	Time: 2017/09/02 - 04:12
Limit: FCC_Part15.209_RE(3m)	Engineer: Kevin Ker
Probe: BBHA9120D_1GHz_18GHz	Polarity: Vertical
EUT: ACCESS POINT	Power: POE (DC 57V)
Test Mode: Transmit by 802.11n-HT40 at Channel 2422MHz Ant 0 + 1 (CDD Mode)	

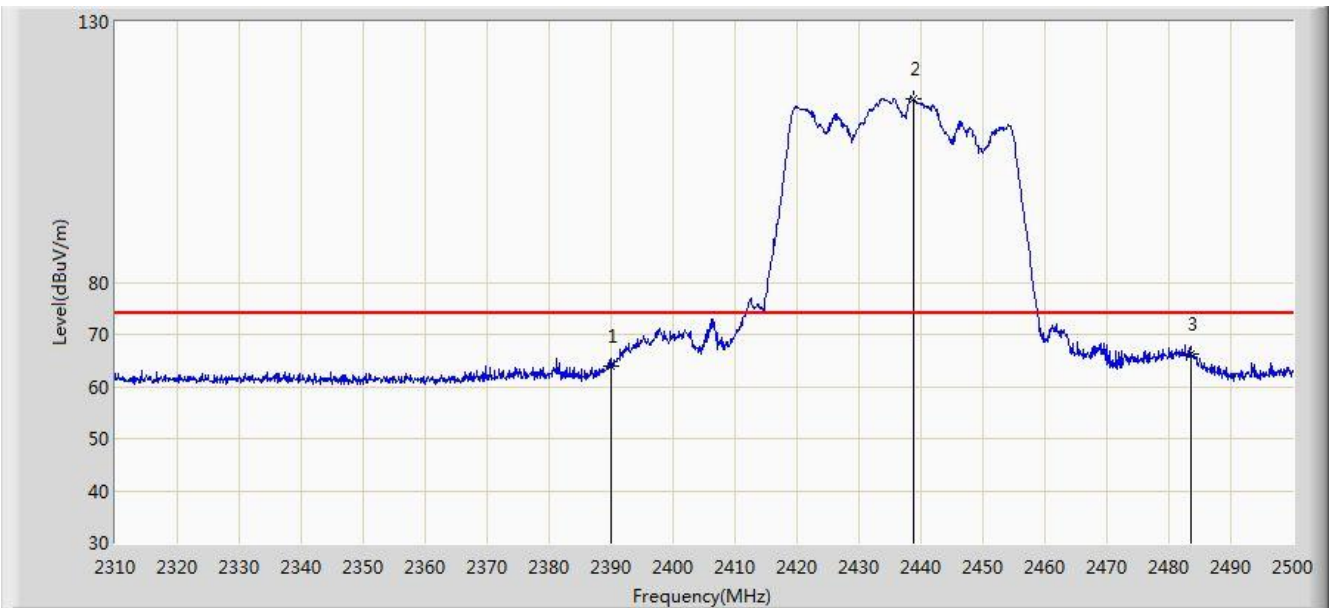


No	Flag	Mark	Frequency (MHz)	Measure Level (dBuV/m)	Reading Level (dBuV)	Over Limit (dB)	Limit (dBuV/m)	Factor (dB)	Type
1			2382.600	51.157	18.592	-2.843	54.000	32.565	AV
2			2390.000	49.728	17.174	-4.272	54.000	32.554	AV
3		*	2415.270	102.103	69.581	N/A	N/A	32.522	AV

Note: Measure Level (dB μ V/m) = Reading Level (dB μ V) + Factor (dB)

Factor (dB) = Cable Loss (dB) + Antenna Factor (dB/m)

Site: AC1	Time: 2017/12/12 - 19:59
Limit: FCC_Part15.209_RE(3m)	Engineer: Kevin Ker
Probe: BBHA9120D_1-18GHz	Polarity: Horizontal
EUT: ACCESS POINT	Power: POE (DC 57V)
Test Mode: Transmit by 802.11n-HT40 at Channel 2437MHz Ant 0 + 1 (CDD Mode)	

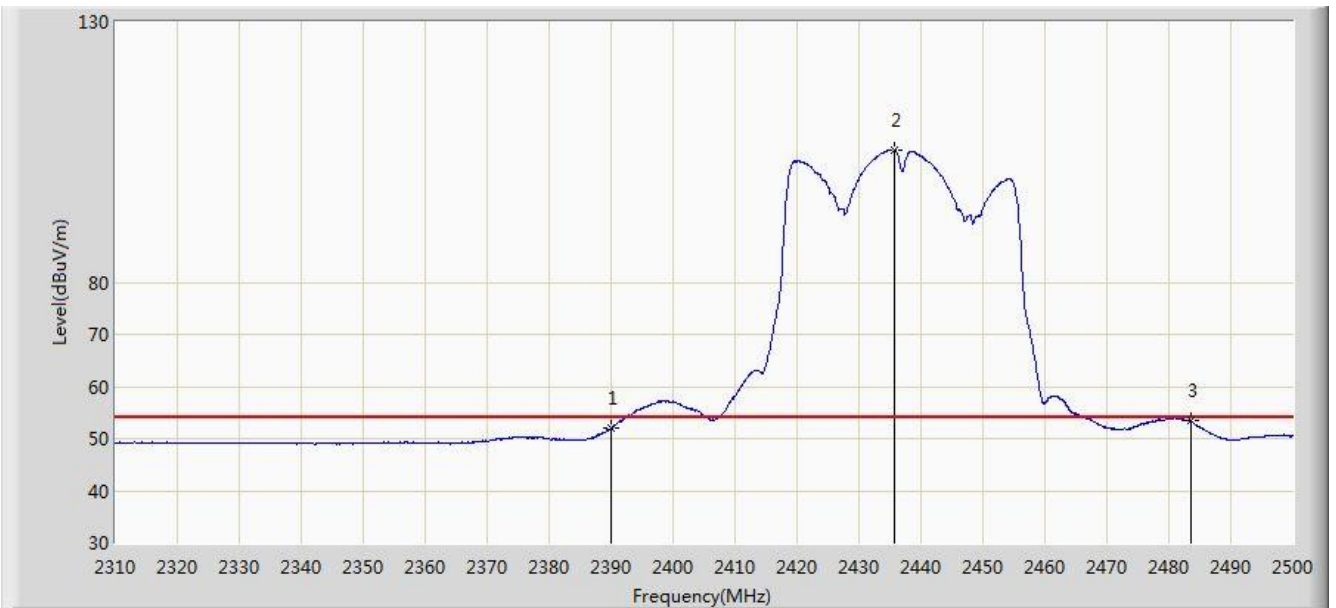


No	Flag	Mark	Frequency (MHz)	Measure Level (dBuV/m)	Reading Level (dBuV)	Over Limit (dB)	Limit (dBuV/m)	Factor (dB)	Type
1			2390.000	63.828	31.253	-10.172	74.000	32.575	PK
2		*	2438.725	115.308	82.795	N/A	N/A	32.513	PK
3			2483.500	66.137	33.541	-7.863	74.000	32.596	PK

Note: Measure Level (dB μ V/m) = Reading Level (dB μ V) + Factor (dB)

Factor (dB) = Cable Loss (dB) + Antenna Factor (dB/m)

Site: AC1	Time: 2017/12/12 - 20:00
Limit: FCC_Part15.209_RE(3m)	Engineer: Kevin Ker
Probe: BBHA9120D_1-18GHz	Polarity: Horizontal
EUT: ACCESS POINT	Power: POE (DC 57V)
Test Mode: Transmit by 802.11n-HT40 at Channel 2437MHz Ant 0 + 1 (CDD Mode)	

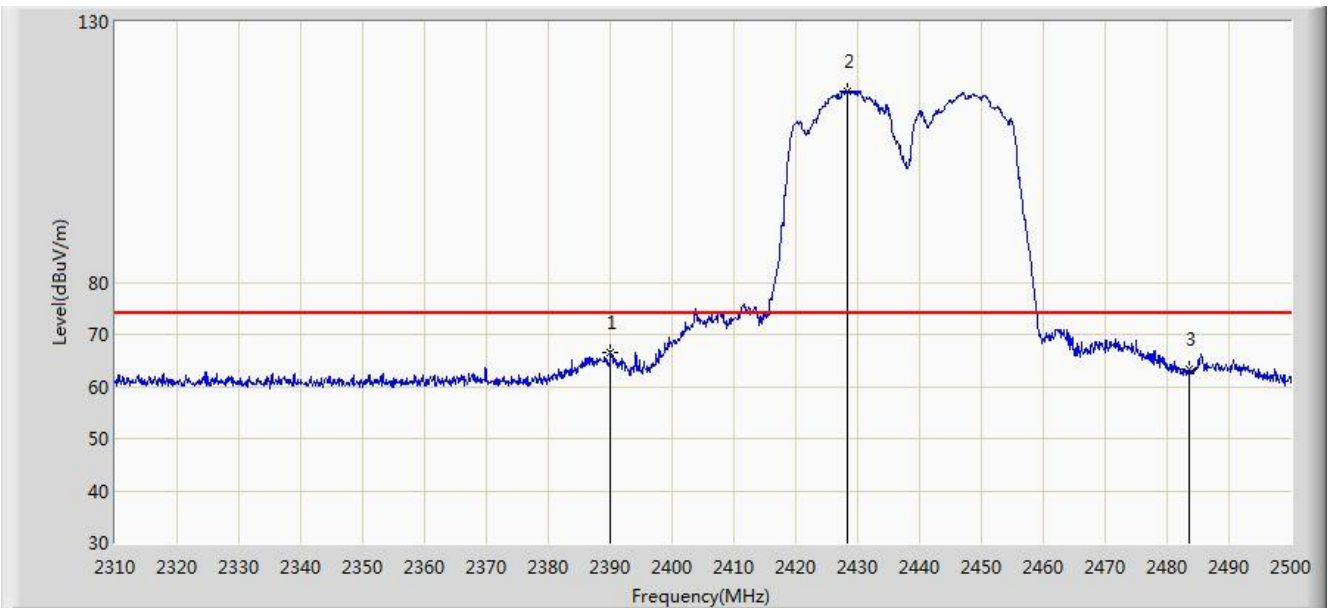


No	Flag	Mark	Frequency (MHz)	Measure Level (dBuV/m)	Reading Level (dBuV)	Over Limit (dB)	Limit (dBuV/m)	Factor (dB)	Type
1			2390.000	51.925	19.350	-2.075	54.000	32.575	AV
2		*	2435.780	105.410	72.893	N/A	N/A	32.517	AV
3			2483.500	53.336	20.740	-0.664	54.000	32.596	AV

Note: Measure Level (dB μ V/m) = Reading Level (dB μ V) + Factor (dB)

Factor (dB) = Cable Loss (dB) + Antenna Factor (dB/m)

Site: AC1	Time: 2017/12/12 - 19:58
Limit: FCC_Part15.209_RE(3m)	Engineer: Kevin Ker
Probe: BBHA9120D_1-18GHz	Polarity: Vertical
EUT: ACCESS POINT	Power: POE (DC 57V)
Test Mode: Transmit by 802.11n-HT40 at Channel 2437MHz Ant 0 + 1 (CDD Mode)	

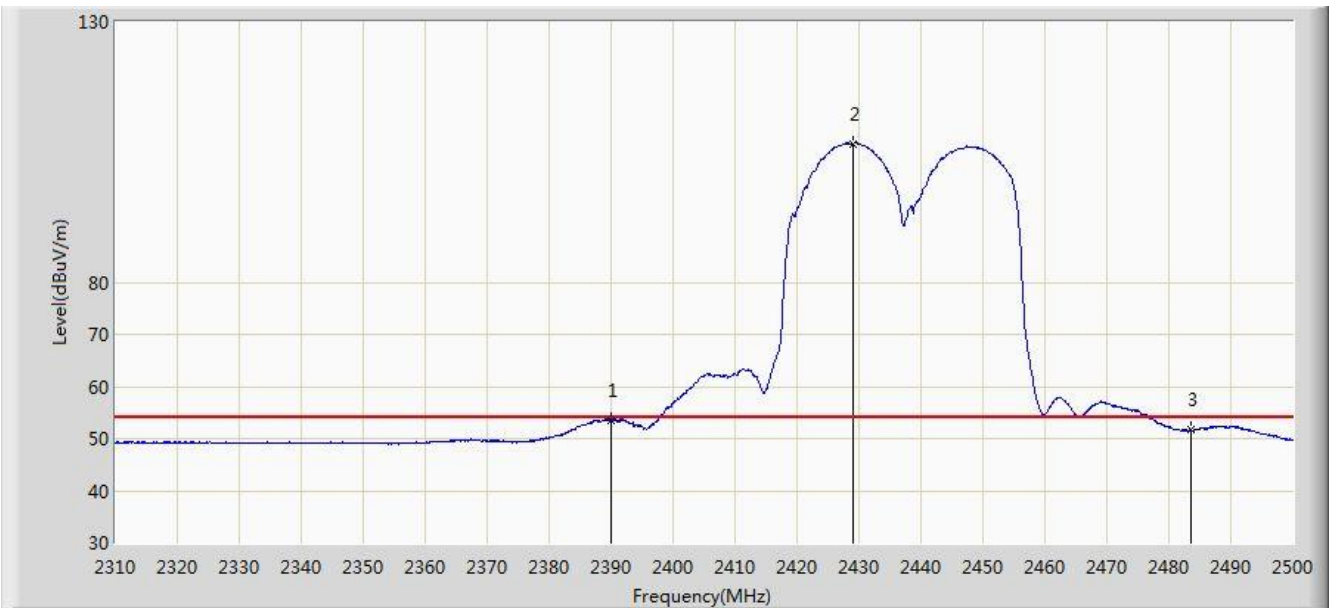


No	Flag	Mark	Frequency (MHz)	Measure Level (dBuV/m)	Reading Level (dBuV)	Over Limit (dB)	Limit (dBuV/m)	Factor (dB)	Type
1			2390.000	66.584	34.009	-7.416	74.000	32.575	PK
2		*	2428.370	116.810	84.284	N/A	N/A	32.525	PK
3			2483.500	63.190	30.594	-10.810	74.000	32.596	PK

Note: Measure Level (dB μ V/m) = Reading Level (dB μ V) + Factor (dB)

Factor (dB) = Cable Loss (dB) + Antenna Factor (dB/m)

Site: AC1	Time: 2017/12/12 - 19:56
Limit: FCC_Part15.209_RE(3m)	Engineer: Kevin Ker
Probe: BBHA9120D_1-18GHz	Polarity: Vertical
EUT: ACCESS POINT	Power: POE (DC 57V)
Test Mode: Transmit by 802.11n-HT40 at Channel 2437MHz Ant 0 + 1 (CDD Mode)	

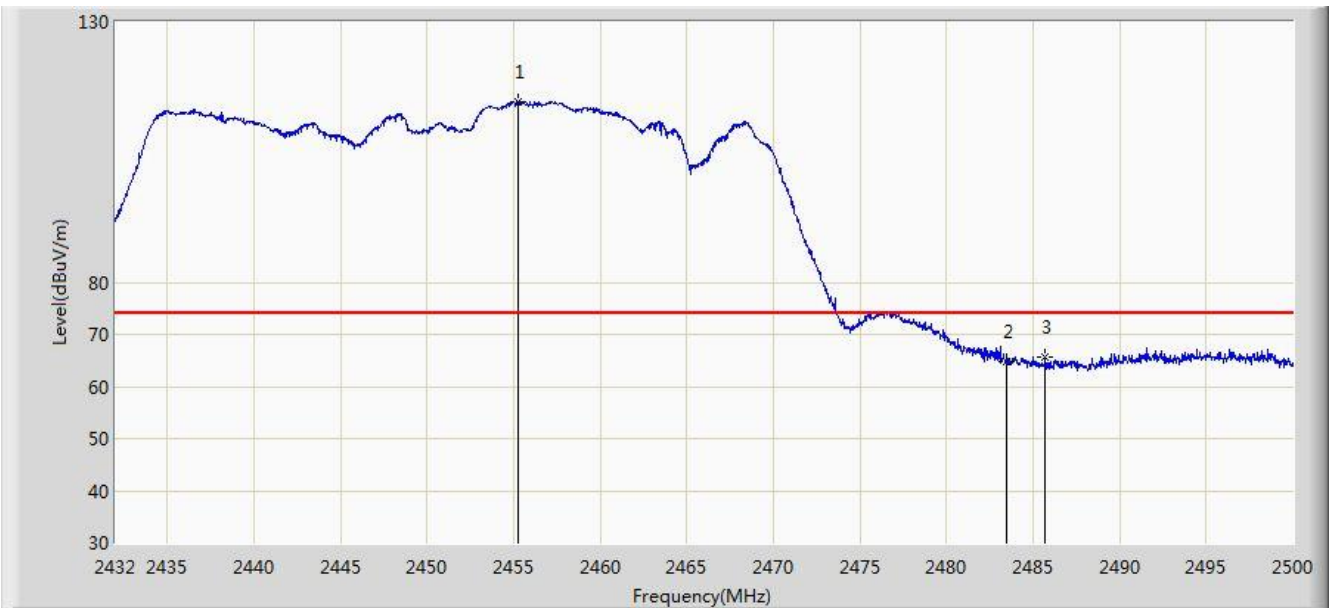


No	Flag	Mark	Frequency (MHz)	Measure Level (dBuV/m)	Reading Level (dBuV)	Over Limit (dB)	Limit (dBuV/m)	Factor (dB)	Type
1			2390.000	53.605	21.030	-0.395	54.000	32.575	AV
2		*	2428.940	106.639	74.114	N/A	N/A	32.525	AV
3			2483.500	51.609	19.013	-2.391	54.000	32.596	AV

Note: Measure Level (dB μ V/m) = Reading Level (dB μ V) + Factor (dB)

Factor (dB) = Cable Loss (dB) + Antenna Factor (dB/m)

Site: AC1	Time: 2017/09/02 - 04:25
Limit: FCC_Part15.209_RE(3m)	Engineer: Kevin Ker
Probe: BBHA9120D_1GHz_18GHz	Polarity: Horizontal
EUT: ACCESS POINT	Power: POE (DC 57V)
Test Mode: Transmit by 802.11n-HT40 at Channel 2452MHz Ant 0 + 1 (CDD Mode)	

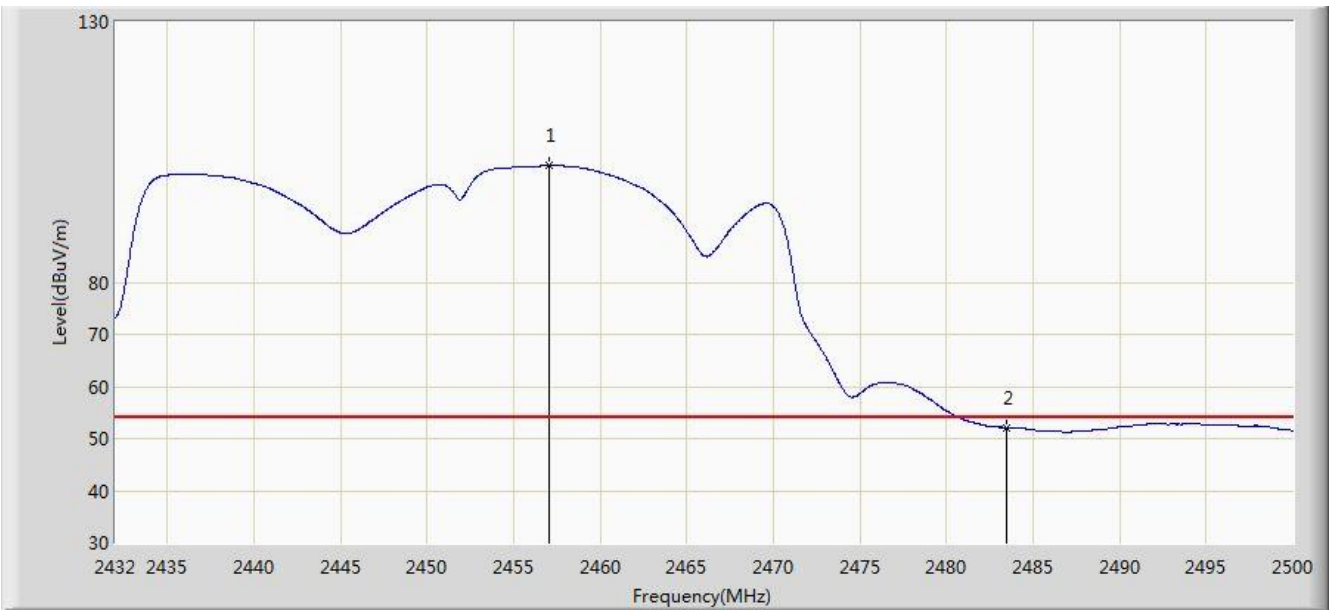


No	Flag	Mark	Frequency (MHz)	Measure Level (dBuV/m)	Reading Level (dBuV)	Over Limit (dB)	Limit (dBuV/m)	Factor (dB)	Type
1		*	2455.222	114.569	82.065	N/A	N/A	32.504	PK
2			2483.500	64.754	32.173	-9.246	74.000	32.580	PK
3			2485.686	65.628	33.041	-8.372	74.000	32.587	PK

Note: Measure Level (dB μ V/m) = Reading Level (dB μ V) + Factor (dB)

Factor (dB) = Cable Loss (dB) + Antenna Factor (dB/m)

Site: AC1	Time: 2017/09/02 - 04:26
Limit: FCC_Part15.209_RE(3m)	Engineer: Kevin Ker
Probe: BBHA9120D_1GHz_18GHz	Polarity: Horizontal
EUT: ACCESS POINT	Power: POE (DC 57V)
Test Mode: Transmit by 802.11n-HT40 at Channel 2452MHz Ant 0 + 1 (CDD Mode)	

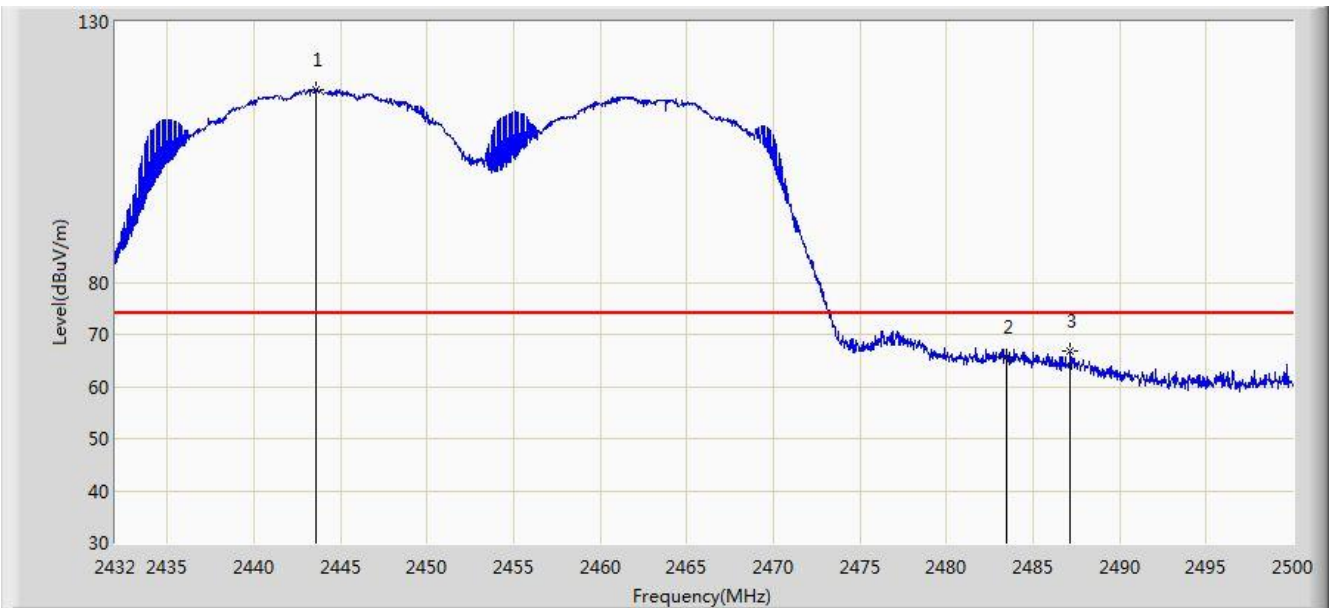


No	Flag	Mark	Frequency (MHz)	Measure Level (dBuV/m)	Reading Level (dBuV)	Over Limit (dB)	Limit (dBuV/m)	Factor (dB)	Type
1		*	2457.024	102.401	69.893	N/A	N/A	32.508	AV
2			2483.500	52.073	19.492	-1.927	54.000	32.580	AV

Note: Measure Level (dB μ V/m) = Reading Level (dB μ V) + Factor (dB)

Factor (dB) = Cable Loss (dB) + Antenna Factor (dB/m)

Site: AC1	Time: 2017/09/02 - 04:23
Limit: FCC_Part15.209_RE(3m)	Engineer: Kevin Ker
Probe: BBHA9120D_1GHz_18GHz	Polarity: Vertical
EUT: ACCESS POINT	Power: POE (DC 57V)
Test Mode: Transmit by 802.11n-HT40 at Channel 2452MHz Ant 0 + 1 (CDD Mode)	

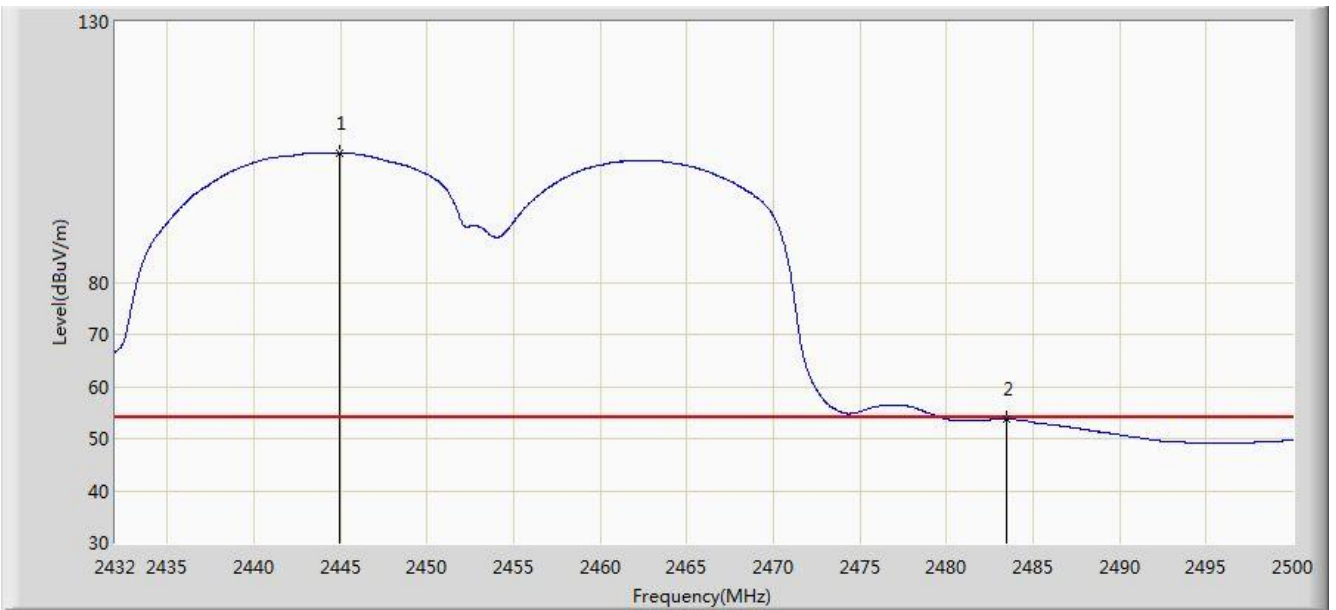


No	Flag	Mark	Frequency (MHz)	Measure Level (dBuV/m)	Reading Level (dBuV)	Over Limit (dB)	Limit (dBuV/m)	Factor (dB)	Type
1		*	2443.594	116.928	84.440	N/A	N/A	32.488	PK
2			2483.500	65.516	32.935	-8.484	74.000	32.580	PK
3			2487.148	66.853	34.261	-7.147	74.000	32.592	PK

Note: Measure Level (dB μ V/m) = Reading Level (dB μ V) + Factor (dB)

Factor (dB) = Cable Loss (dB) + Antenna Factor (dB/m)

Site: AC1	Time: 2017/09/02 - 04:21
Limit: FCC_Part15.209_RE(3m)	Engineer: Kevin Ker
Probe: BBHA9120D_1GHz_18GHz	Polarity: Vertical
EUT: ACCESS POINT	Power: POE (DC 57V)
Test Mode: Transmit by 802.11n-HT40 at Channel 2452MHz Ant 0 + 1 (CDD Mode)	

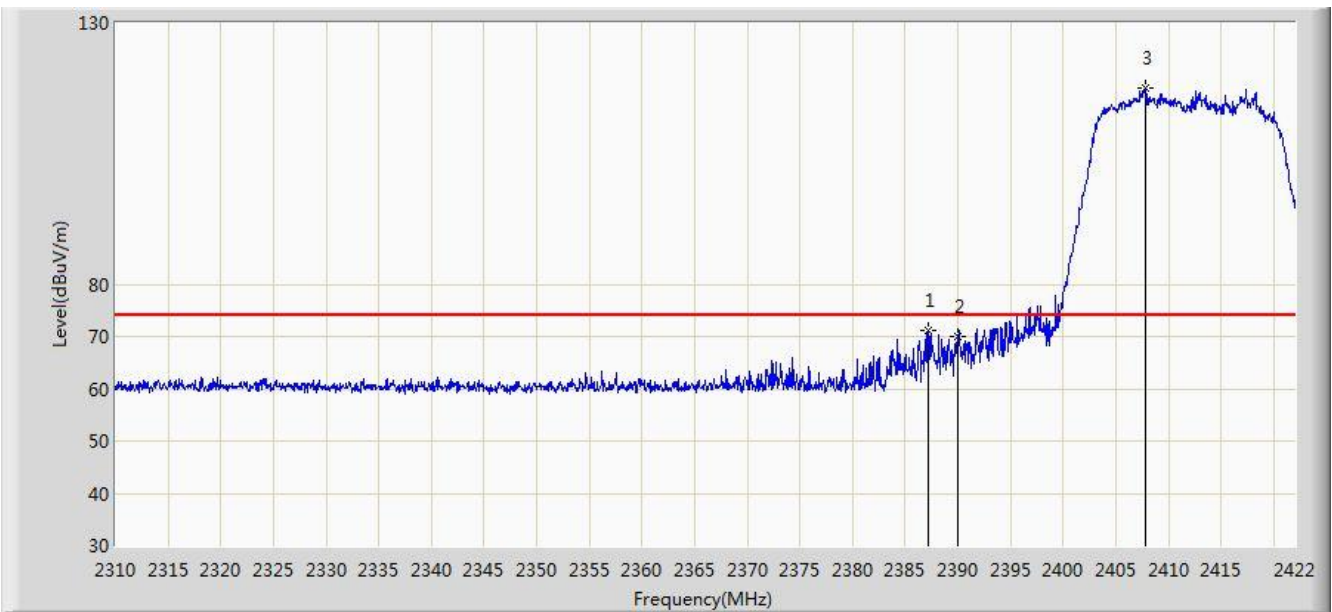


No	Flag	Mark	Frequency (MHz)	Measure Level (dBuV/m)	Reading Level (dBuV)	Over Limit (dB)	Limit (dBuV/m)	Factor (dB)	Type
1		*	2444.988	104.895	72.409	N/A	N/A	32.486	AV
2			2483.500	53.759	21.178	-0.241	54.000	32.580	AV

Note: Measure Level (dB μ V/m) = Reading Level (dB μ V) + Factor (dB)

Factor (dB) = Cable Loss (dB) + Antenna Factor (dB/m)

Site: AC1	Time: 2017/09/16 - 15:20
Limit: FCC_Part15.209_RE(3m)	Engineer: Kevin Ker
Probe: BBHA9120D_1GHz_18GHz	Polarity: Horizontal
EUT: ACCESS POINT	Power: POE (DC 57V)
Test Mode: Transmit by 802.11n-HT20 at Channel 2412MHz Ant 0 + 1 (Beam-Forming Mode)	

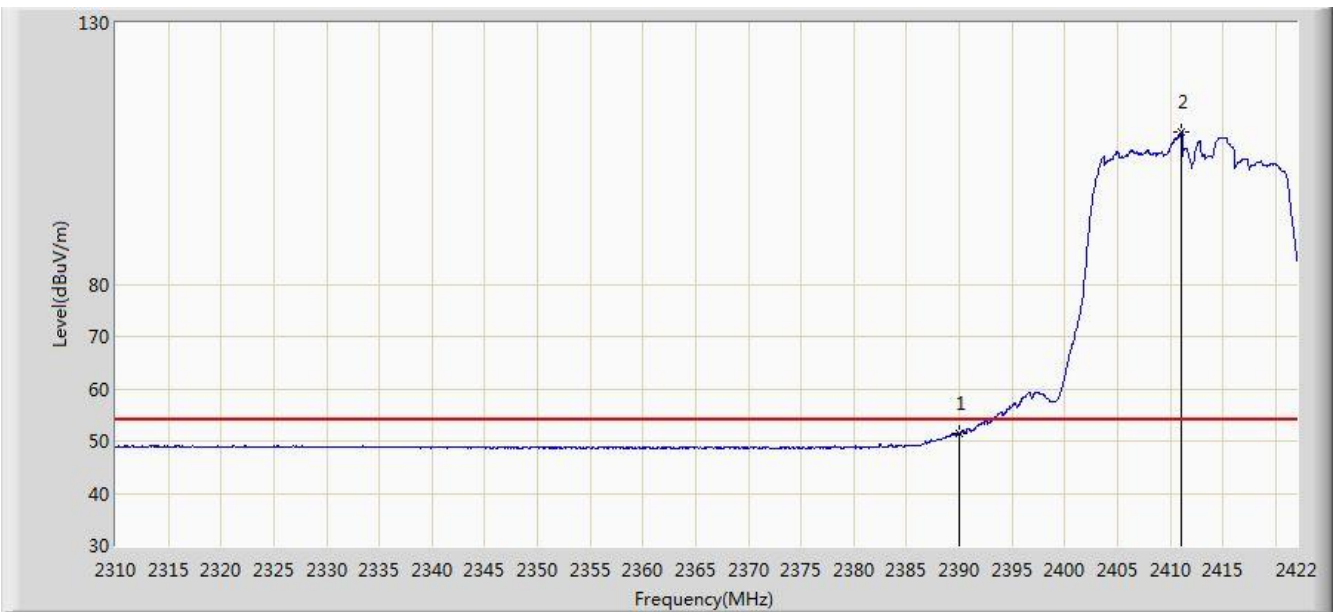


No	Flag	Mark	Frequency (MHz)	Measure Level (dBuV/m)	Reading Level (dBuV)	Over Limit (dB)	Limit (dBuV/m)	Factor (dB)	Type
1			2387.224	71.114	38.556	-2.886	74.000	32.559	PK
2			2390.000	69.914	37.360	-4.086	74.000	32.554	PK
3		*	2407.888	117.590	85.059	N/A	N/A	32.531	PK

Note: Measure Level (dB μ V/m) = Reading Level (dB μ V) + Factor (dB)

Factor (dB) = Cable Loss (dB) + Antenna Factor (dB/m)

Site: AC1	Time: 2017/09/16 - 15:21
Limit: FCC_Part15.209_RE(3m)	Engineer: Kevin Ker
Probe: BBHA9120D_1GHz_18GHz	Polarity: Horizontal
EUT: ACCESS POINT	Power: POE (DC 57V)
Test Mode: Transmit by 802.11n-HT20 at Channel 2412MHz Ant 0 + 1 (Beam-Forming Mode)	

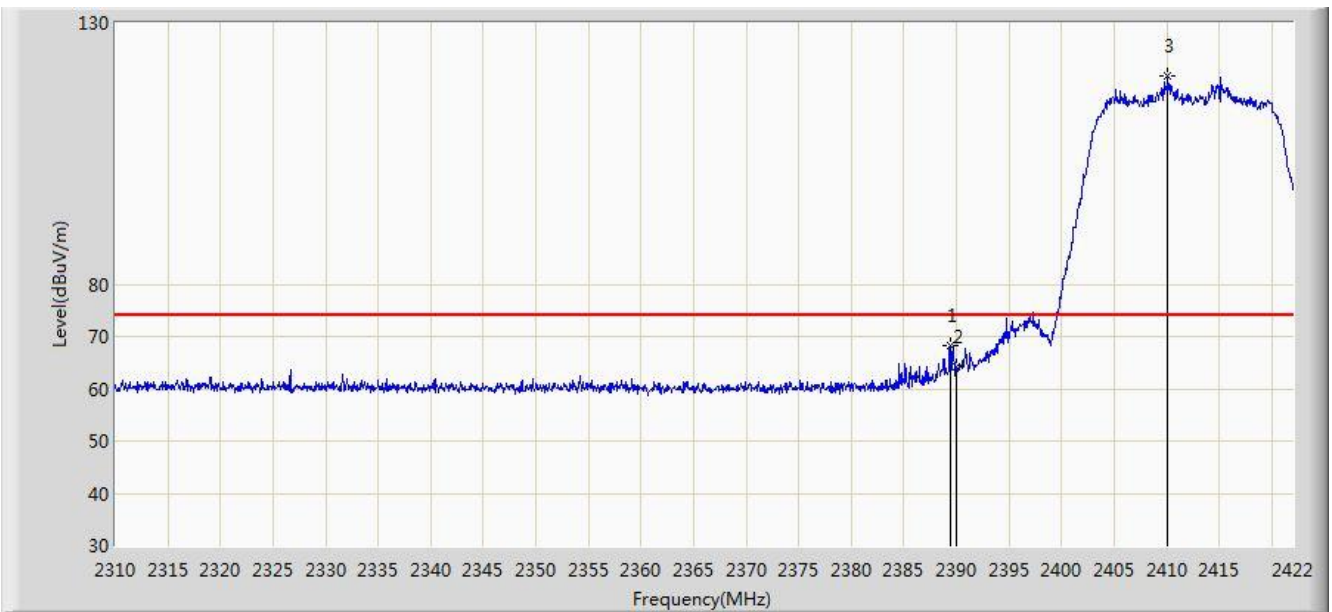


No	Flag	Mark	Frequency (MHz)	Measure Level (dBuV/m)	Reading Level (dBuV)	Over Limit (dB)	Limit (dBuV/m)	Factor (dB)	Type
1			2390.000	51.457	18.903	-2.543	54.000	32.554	AV
2		*	2411.080	109.098	76.571	N/A	N/A	32.527	AV

Note: Measure Level (dB μ V/m) = Reading Level (dB μ V) + Factor (dB)

Factor (dB) = Cable Loss (dB) + Antenna Factor (dB/m)

Site: AC1	Time: 2017/09/16 - 15:19
Limit: FCC_Part15.209_RE(3m)	Engineer: Kevin Ker
Probe: BBHA9120D_1GHz_18GHz	Polarity: Vertical
EUT: ACCESS POINT	Power: POE (DC 57V)
Test Mode: Transmit by 802.11n-HT20 at Channel 2412MHz Ant 0 + 1 (Beam-Forming Mode)	

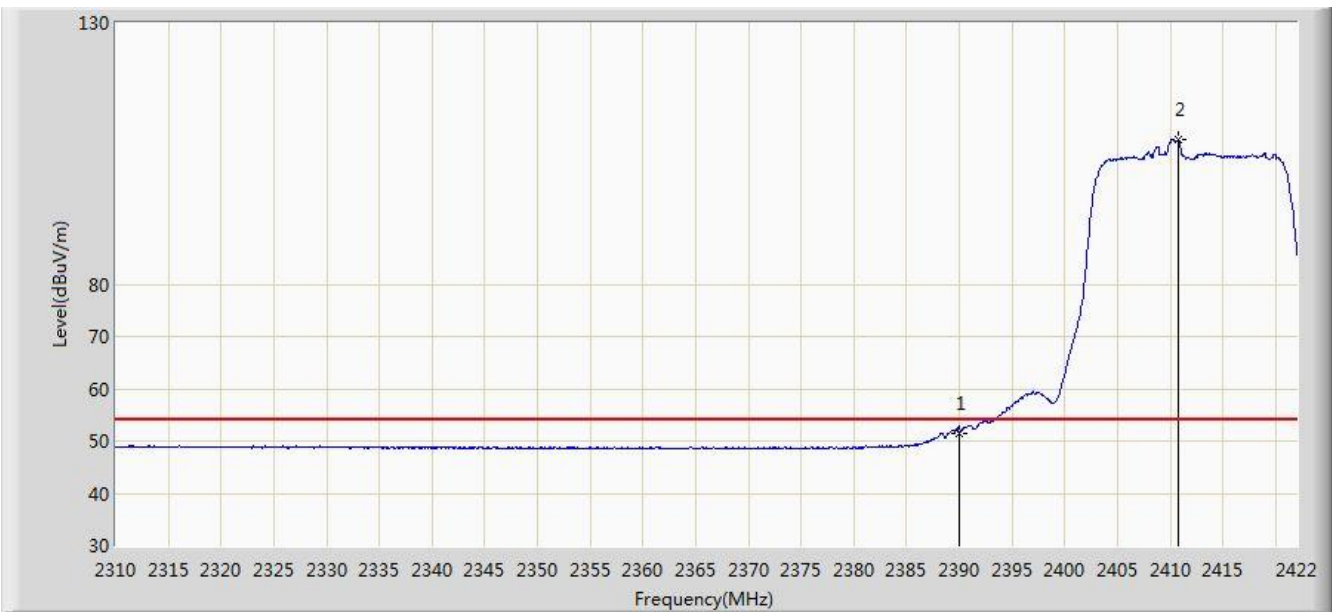


No	Flag	Mark	Frequency (MHz)	Measure Level (dBuV/m)	Reading Level (dBuV)	Over Limit (dB)	Limit (dBuV/m)	Factor (dB)	Type
1			2389.408	68.278	35.723	-5.722	74.000	32.555	PK
2			2390.000	64.061	31.507	-9.939	74.000	32.554	PK
3		*	2410.128	119.828	87.300	N/A	N/A	32.528	PK

Note: Measure Level (dB μ V/m) = Reading Level (dB μ V) + Factor (dB)

Factor (dB) = Cable Loss (dB) + Antenna Factor (dB/m)

Site: AC1	Time: 2017/09/16 - 15:18
Limit: FCC_Part15.209_RE(3m)	Engineer: Kevin Ker
Probe: BBHA9120D_1GHz_18GHz	Polarity: Vertical
EUT: ACCESS POINT	Power: POE (DC 57V)
Test Mode: Transmit by 802.11n-HT20 at Channel 2412MHz Ant 0 + 1 (Beam-Forming Mode)	

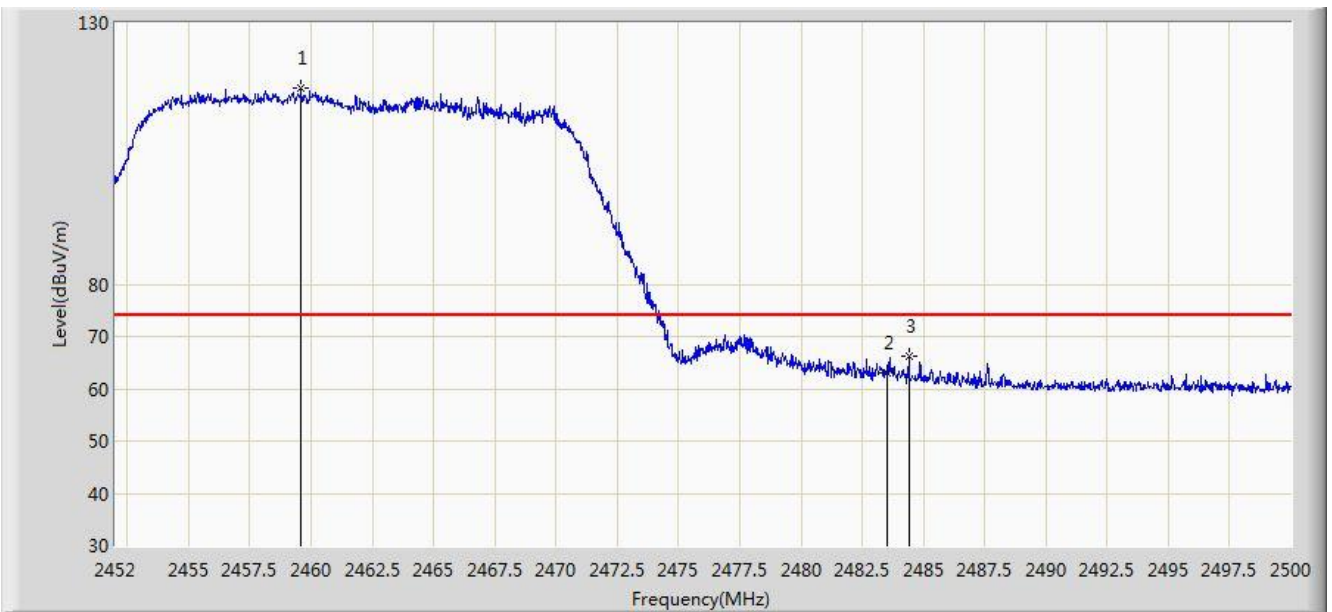


No	Flag	Mark	Frequency (MHz)	Measure Level (dBuV/m)	Reading Level (dBuV)	Over Limit (dB)	Limit (dBuV/m)	Factor (dB)	Type
1			2390.000	51.587	19.033	-2.413	54.000	32.554	AV
2		*	2410.800	107.559	75.032	N/A	N/A	32.527	AV

Note: Measure Level (dB μ V/m) = Reading Level (dB μ V) + Factor (dB)

Factor (dB) = Cable Loss (dB) + Antenna Factor (dB/m)

Site: AC1	Time: 2017/09/16 - 15:33
Limit: FCC_Part15.209_RE(3m)	Engineer: Kevin Ker
Probe: BBHA9120D_1GHz_18GHz	Polarity: Horizontal
EUT: ACCESS POINT	Power: POE (DC 57V)
Test Mode: Transmit by 802.11n-HT20 at Channel 2462MHz Ant 0 + 1 (Beam-Forming Mode)	



No	Flag	Mark	Frequency (MHz)	Measure Level (dBuV/m)	Reading Level (dBuV)	Over Limit (dB)	Limit (dBuV/m)	Factor (dB)	Type
1		*	2459.584	117.569	85.057	N/A	N/A	32.513	PK
2			2483.500	63.105	30.524	-10.895	74.000	32.580	PK
3			2484.400	66.375	33.792	-7.625	74.000	32.583	PK

Note: Measure Level (dBuV/m) = Reading Level (dBuV) + Factor (dB)

Factor (dB) = Cable Loss (dB) + Antenna Factor (dB/m)

Site: AC1	Time: 2017/09/16 - 15:34
Limit: FCC_Part15.209_RE(3m)	Engineer: Kevin Ker
Probe: BBHA9120D_1GHz_18GHz	Polarity: Horizontal
EUT: ACCESS POINT	Power: POE (DC 57V)
Test Mode: Transmit by 802.11n-HT20 at Channel 2462MHz Ant 0 + 1 (Beam-Forming Mode)	

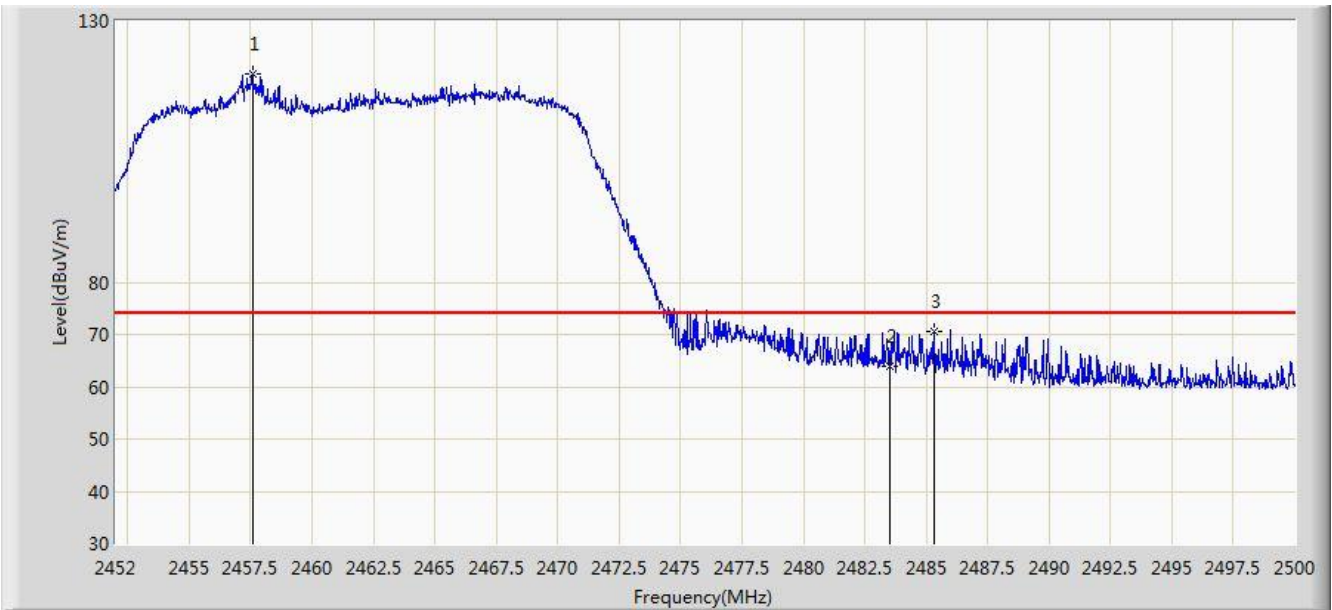


No	Flag	Mark	Frequency (MHz)	Measure Level (dBuV/m)	Reading Level (dBuV)	Over Limit (dB)	Limit (dBuV/m)	Factor (dB)	Type
1		*	2459.296	106.121	73.609	N/A	N/A	32.511	AV
2			2483.500	51.749	19.168	-2.251	54.000	32.580	AV

Note: Measure Level (dB μ V/m) = Reading Level (dB μ V) + Factor (dB)

Factor (dB) = Cable Loss (dB) + Antenna Factor (dB/m)

Site: AC1	Time: 2017/09/16 - 15:32
Limit: FCC_Part15.209_RE(3m)	Engineer: Kevin Ker
Probe: BBHA9120D_1GHz_18GHz	Polarity: Vertical
EUT: ACCESS POINT	Power: POE (DC 57V)
Test Mode: Transmit by 802.11n-HT20 at Channel 2462MHz Ant 0 + 1 (Beam-Forming Mode)	

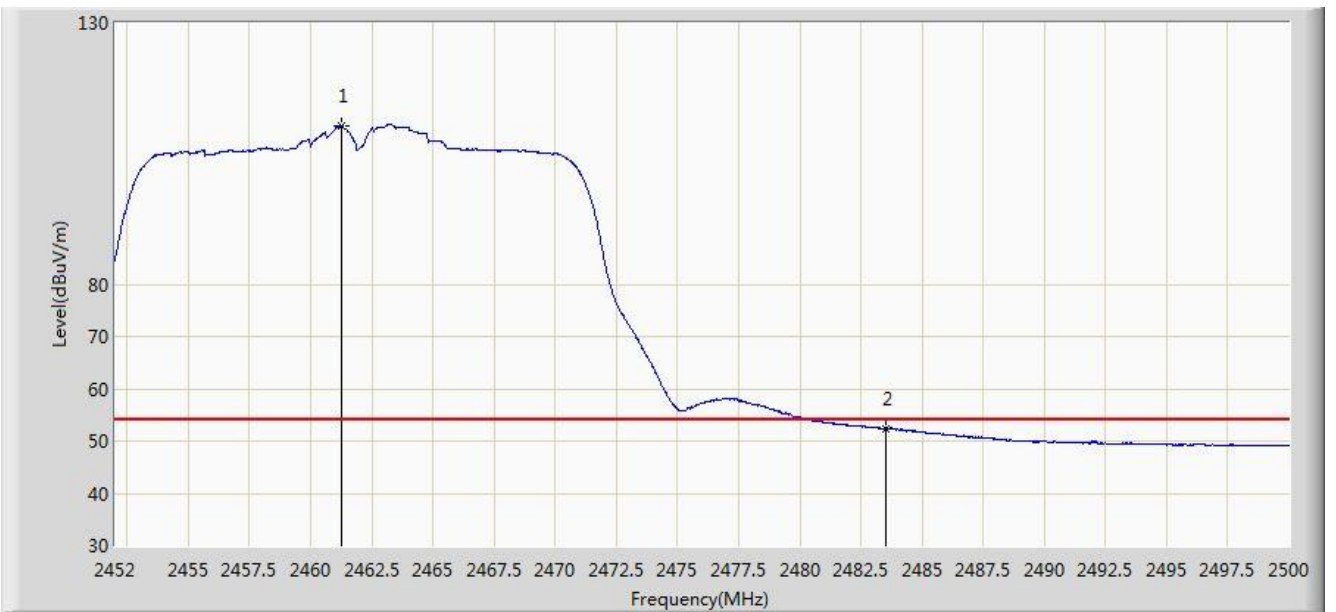


No	Flag	Mark	Frequency (MHz)	Measure Level (dBuV/m)	Reading Level (dBuV)	Over Limit (dB)	Limit (dBuV/m)	Factor (dB)	Type
1		*	2457.568	119.929	87.420	N/A	N/A	32.508	PK
2			2483.500	63.949	31.368	-10.051	74.000	32.580	PK
3			2485.312	70.551	37.965	-3.449	74.000	32.587	PK

Note: Measure Level (dB μ V/m) = Reading Level (dB μ V) + Factor (dB)

Factor (dB) = Cable Loss (dB) + Antenna Factor (dB/m)

Site: AC1	Time: 2017/09/16 - 15:31
Limit: FCC_Part15.209_RE(3m)	Engineer: Kevin Ker
Probe: BBHA9120D_1GHz_18GHz	Polarity: Vertical
EUT: ACCESS POINT	Power: POE (DC 57V)
Test Mode: Transmit by 802.11n-HT20 at Channel 2462MHz Ant 0 + 1 (Beam-Forming Mode)	

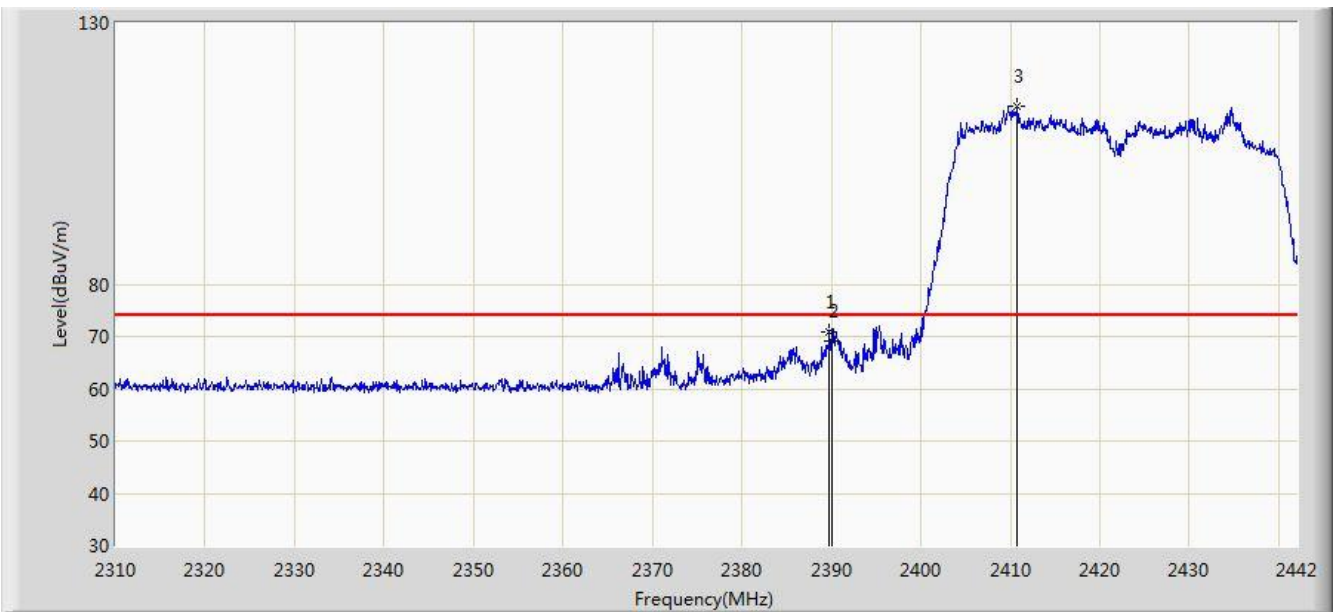


No	Flag	Mark	Frequency (MHz)	Measure Level (dBuV/m)	Reading Level (dBuV)	Over Limit (dB)	Limit (dBuV/m)	Factor (dB)	Type
1		*	2461.240	110.340	77.825	N/A	N/A	32.515	AV
2			2483.500	52.446	19.865	-1.554	54.000	32.580	AV

Note: Measure Level (dB μ V/m) = Reading Level (dB μ V) + Factor (dB)

Factor (dB) = Cable Loss (dB) + Antenna Factor (dB/m)

Site: AC1	Time: 2017/09/16 - 15:52
Limit: FCC_Part15.209_RE(3m)	Engineer: Kevin Ker
Probe: BBHA9120D_1GHz_18GHz	Polarity: Horizontal
EUT: ACCESS POINT	Power: POE (DC 57V)
Test Mode: Transmit by 802.11n-HT40 at Channel 2422MHz Ant 0 + 1 (Beam-Forming Mode)	

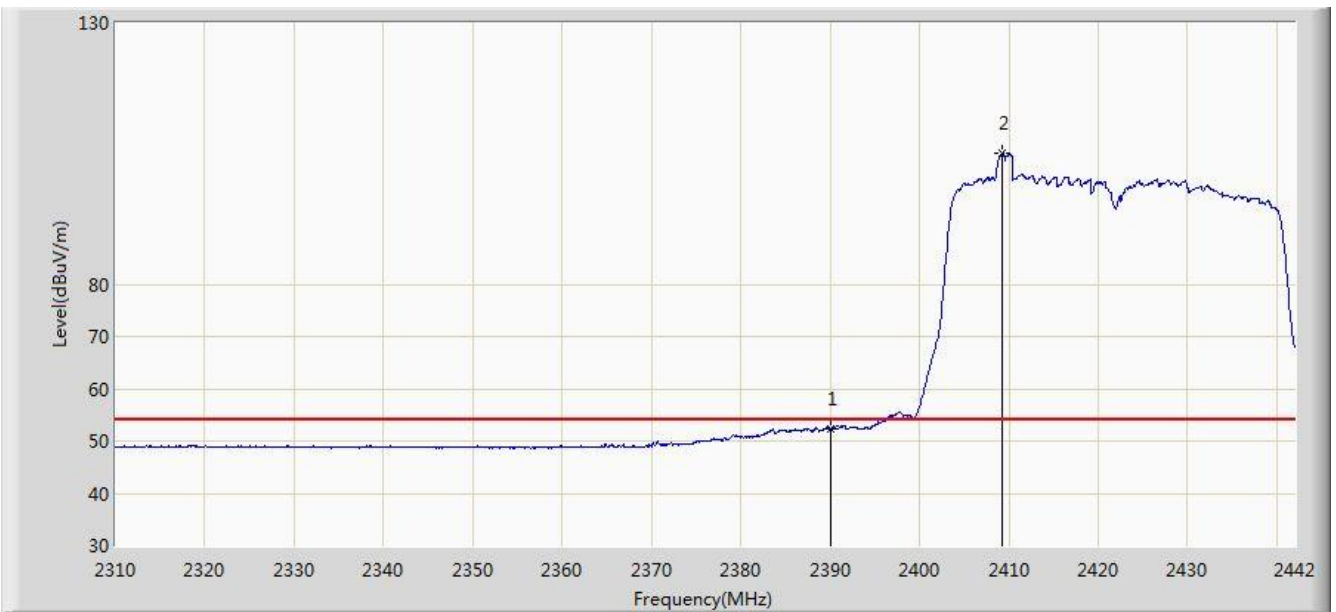


No	Flag	Mark	Frequency (MHz)	Measure Level (dBuV/m)	Reading Level (dBuV)	Over Limit (dB)	Limit (dBuV/m)	Factor (dB)	Type
1			2389.728	70.985	38.430	-3.015	74.000	32.555	PK
2			2390.000	69.136	36.582	-4.864	74.000	32.554	PK
3		*	2410.782	114.142	81.615	N/A	N/A	32.528	PK

Note: Measure Level (dB μ V/m) = Reading Level (dB μ V) + Factor (dB)

Factor (dB) = Cable Loss (dB) + Antenna Factor (dB/m)

Site: AC1	Time: 2017/09/16 - 15:53
Limit: FCC_Part15.209_RE(3m)	Engineer: Kevin Ker
Probe: BBHA9120D_1GHz_18GHz	Polarity: Horizontal
EUT: ACCESS POINT	Power: POE (DC 57V)
Test Mode: Transmit by 802.11n-HT40 at Channel 2422MHz Ant 0 + 1 (Beam-Forming Mode)	

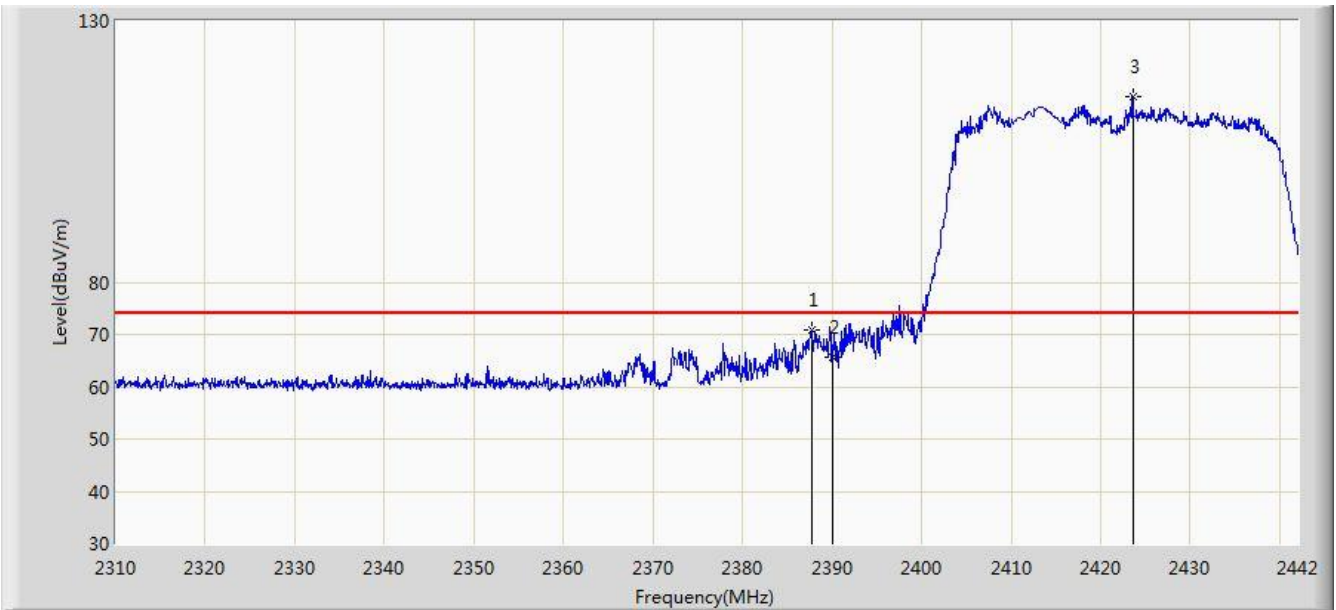


No	Flag	Mark	Frequency (MHz)	Measure Level (dBuV/m)	Reading Level (dBuV)	Over Limit (dB)	Limit (dBuV/m)	Factor (dB)	Type
1			2390.000	52.407	19.853	-1.593	54.000	32.554	AV
2		*	2409.264	104.999	72.470	N/A	N/A	32.529	AV

Note: Measure Level (dB μ V/m) = Reading Level (dB μ V) + Factor (dB)

Factor (dB) = Cable Loss (dB) + Antenna Factor (dB/m)

Site: AC1	Time: 2017/09/16 - 15:51
Limit: FCC_Part15.209_RE(3m)	Engineer: Kevin Ker
Probe: BBHA9120D_1GHz_18GHz	Polarity: Vertical
EUT: ACCESS POINT	Power: POE (DC 57V)
Test Mode: Transmit by 802.11n-HT40 at Channel 2422MHz Ant 0 + 1 (Beam-Forming Mode)	

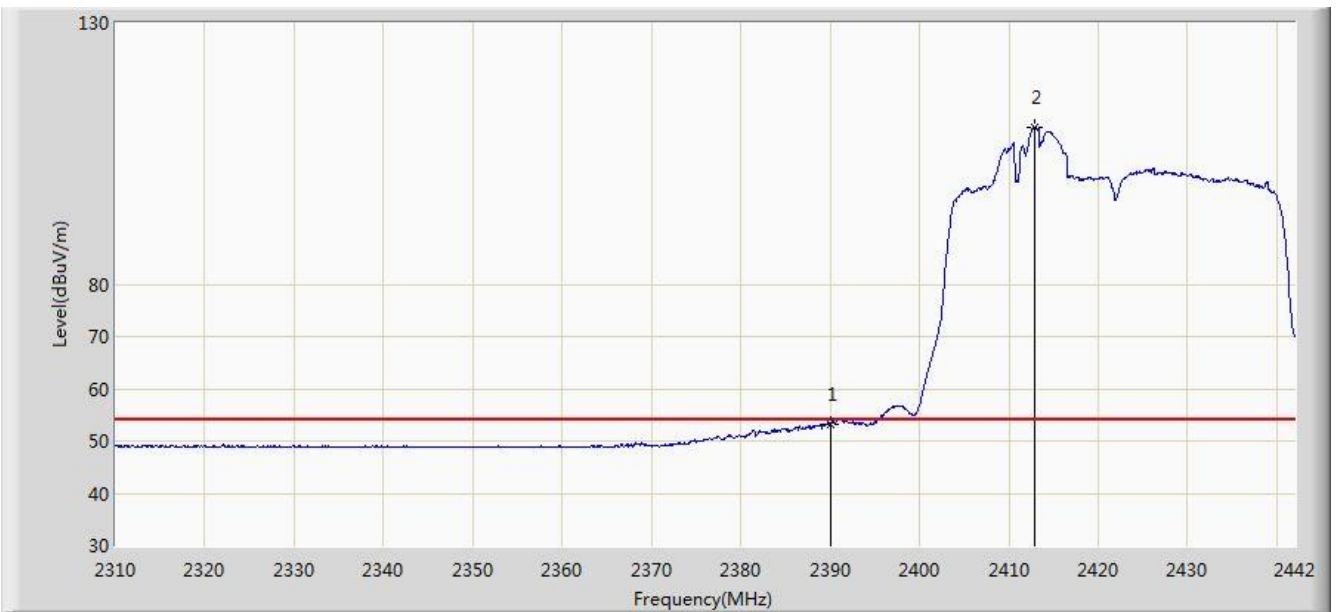


No	Flag	Mark	Frequency (MHz)	Measure Level (dBuV/m)	Reading Level (dBuV)	Over Limit (dB)	Limit (dBuV/m)	Factor (dB)	Type
1			2387.814	70.909	38.352	-3.091	74.000	32.557	PK
2			2390.000	65.713	33.159	-8.287	74.000	32.554	PK
3		*	2423.586	115.639	83.127	N/A	N/A	32.512	PK

Note: Measure Level (dBuV/m) = Reading Level (dBuV) + Factor (dB)

Factor (dB) = Cable Loss (dB) + Antenna Factor (dB/m)

Site: AC1	Time: 2017/09/16 - 15:49
Limit: FCC_Part15.209_RE(3m)	Engineer: Kevin Ker
Probe: BBHA9120D_1GHz_18GHz	Polarity: Vertical
EUT: ACCESS POINT	Power: POE (DC 57V)
Test Mode: Transmit by 802.11n-HT40 at Channel 2422MHz Ant 0 + 1 (Beam-Forming Mode)	

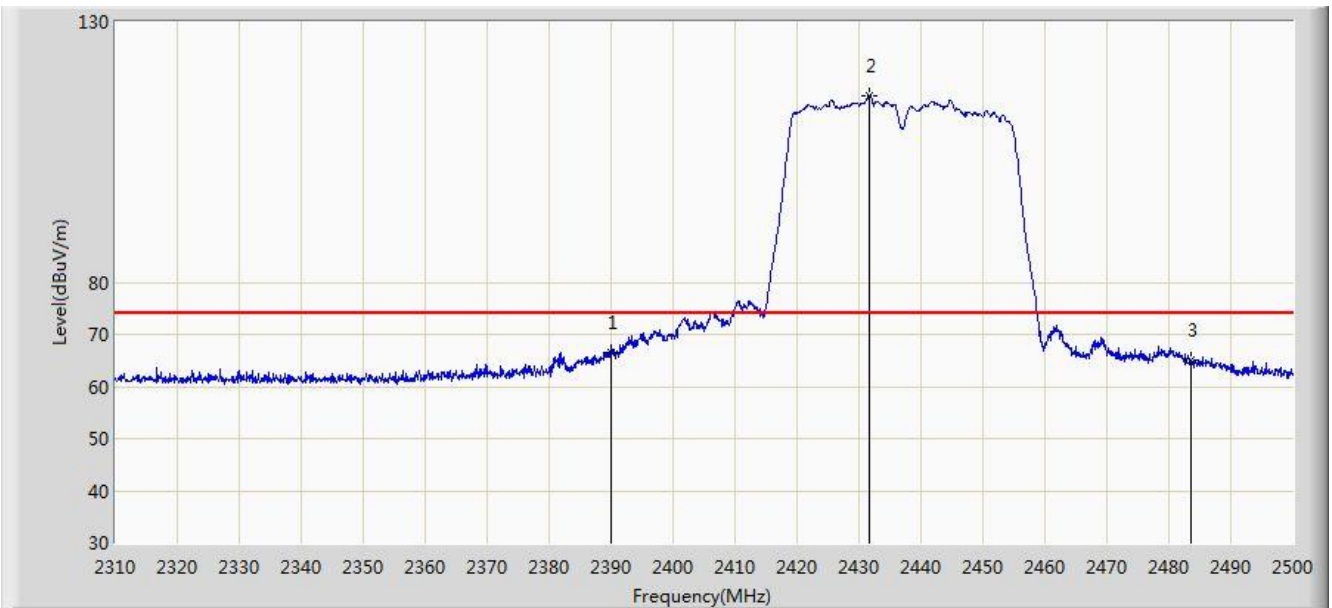


No	Flag	Mark	Frequency (MHz)	Measure Level (dBuV/m)	Reading Level (dBuV)	Over Limit (dB)	Limit (dBuV/m)	Factor (dB)	Type
1			2390.000	53.198	20.644	-0.802	54.000	32.554	AV
2		*	2412.960	109.894	77.370	N/A	N/A	32.524	AV

Note: Measure Level (dB μ V/m) = Reading Level (dB μ V) + Factor (dB)

Factor (dB) = Cable Loss (dB) + Antenna Factor (dB/m)

Site: AC1	Time: 2017/12/12 - 20:07
Limit: FCC_Part15.209_RE(3m)	Engineer: Kevin Ker
Probe: BBHA9120D_1-18GHz	Polarity: Horizontal
EUT: ACCESS POINT	Power: POE (DC 57V)
Test Mode: Transmit by 802.11n-HT40 at Channel 2437MHz Ant 0 + 1 (Beam-Forming Mode)	

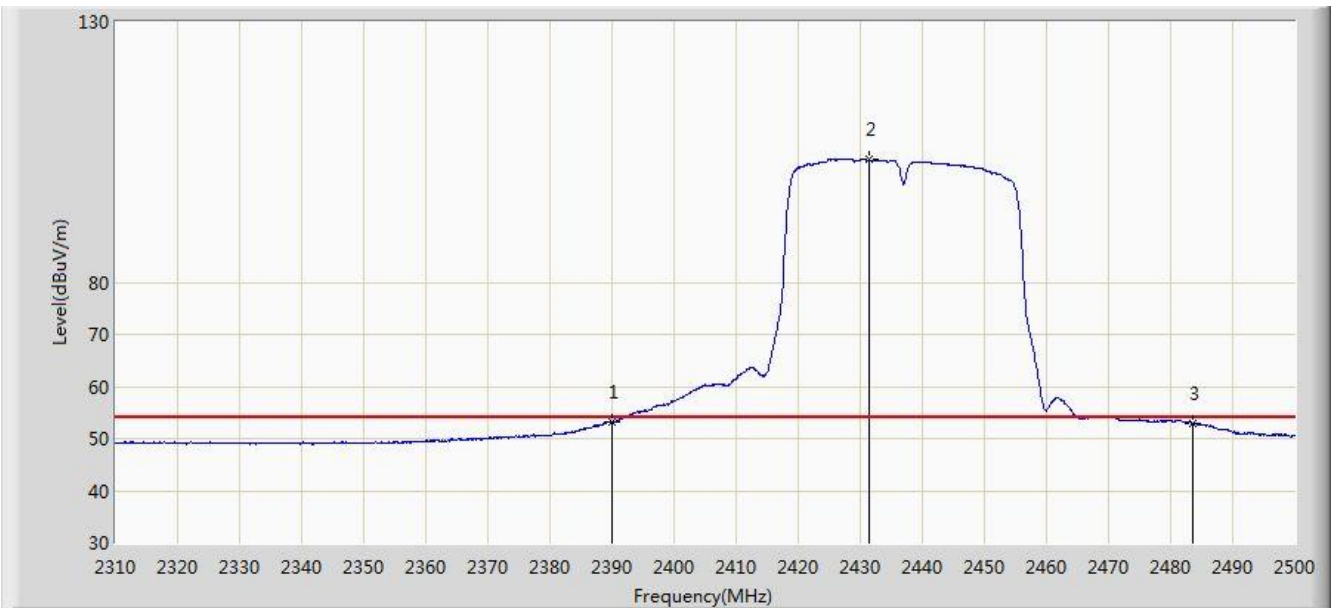


No	Flag	Mark	Frequency (MHz)	Measure Level (dBuV/m)	Reading Level (dBuV)	Over Limit (dB)	Limit (dBuV/m)	Factor (dB)	Type
1			2390.000	66.583	34.008	-7.417	74.000	32.575	PK
2		*	2431.600	115.785	83.263	N/A	N/A	32.521	PK
3			2483.500	64.942	32.346	-9.058	74.000	32.596	PK

Note: Measure Level (dB μ V/m) = Reading Level (dB μ V) + Factor (dB)

Factor (dB) = Cable Loss (dB) + Antenna Factor (dB/m)

Site: AC1	Time: 2017/12/12 - 20:07
Limit: FCC_Part15.209_RE(3m)	Engineer: Kevin Ker
Probe: BBHA9120D_1-18GHz	Polarity: Horizontal
EUT: ACCESS POINT	Power: POE (DC 57V)
Test Mode: Transmit by 802.11n-HT40 at Channel 2437MHz Ant 0 + 1 (Beam-Forming Mode)	

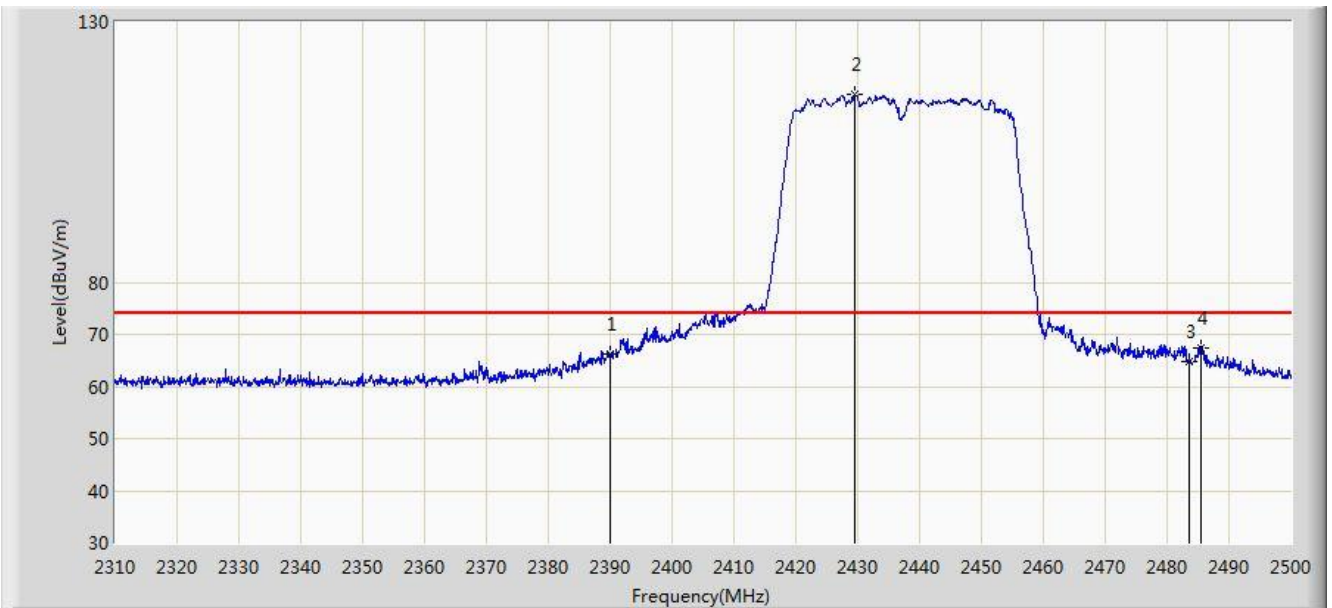


No	Flag	Mark	Frequency (MHz)	Measure Level (dBuV/m)	Reading Level (dBuV)	Over Limit (dB)	Limit (dBuV/m)	Factor (dB)	Type
1			2390.000	53.192	20.617	-0.808	54.000	32.575	AV
2		*	2431.315	103.526	71.004	N/A	N/A	32.522	AV
3			2483.500	53.017	20.421	-0.983	54.000	32.596	AV

Note: Measure Level (dB μ V/m) = Reading Level (dB μ V) + Factor (dB)

Factor (dB) = Cable Loss (dB) + Antenna Factor (dB/m)

Site: AC1	Time: 2017/12/12 - 20:08
Limit: FCC_Part15.209_RE(3m)	Engineer: Kevin Ker
Probe: BBHA9120D_1-18GHz	Polarity: Vertical
EUT: ACCESS POINT	Power: POE (DC 57V)
Test Mode: Transmit by 802.11n-HT40 at Channel 2437MHz Ant 0 + 1 (Beam-Forming Mode)	

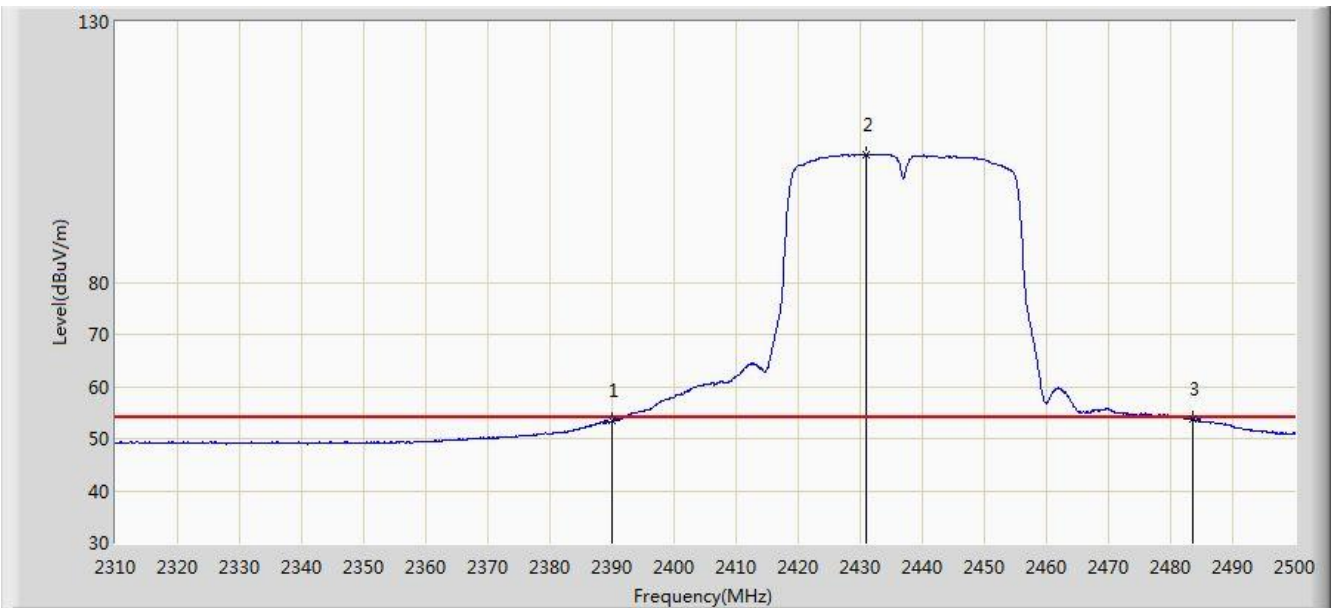


No	Flag	Mark	Frequency (MHz)	Measure Level (dBuV/m)	Reading Level (dBuV)	Over Limit (dB)	Limit (dBuV/m)	Factor (dB)	Type
1			2390.000	66.198	33.623	-7.802	74.000	32.575	PK
2		*	2429.605	116.071	83.547	N/A	N/A	32.524	PK
3			2483.500	64.775	32.179	-9.225	74.000	32.596	PK
4			2485.465	67.447	34.846	-6.553	74.000	32.601	PK

Note: Measure Level (dB μ V/m) = Reading Level (dB μ V) + Factor (dB)

Factor (dB) = Cable Loss (dB) + Antenna Factor (dB/m)

Site: AC1	Time: 2017/12/12 - 20:10
Limit: FCC_Part15.209_RE(3m)	Engineer: Kevin Ker
Probe: BBHA9120D_1-18GHz	Polarity: Vertical
EUT: ACCESS POINT	Power: POE (DC 57V)
Test Mode: Transmit by 802.11n-HT40 at Channel 2437MHz Ant 0 + 1 (Beam-Forming Mode)	



No	Flag	Mark	Frequency (MHz)	Measure Level (dBuV/m)	Reading Level (dBuV)	Over Limit (dB)	Limit (dBuV/m)	Factor (dB)	Type
1			2390.000	53.385	20.810	-0.615	54.000	32.575	AV
2		*	2431.030	104.390	71.868	N/A	N/A	32.523	AV
3			2483.500	53.717	21.121	-0.283	54.000	32.596	AV

Note: Measure Level (dB μ V/m) = Reading Level (dB μ V) + Factor (dB)

Factor (dB) = Cable Loss (dB) + Antenna Factor (dB/m)