



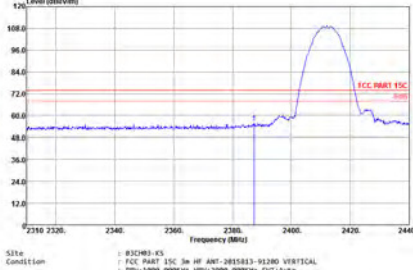
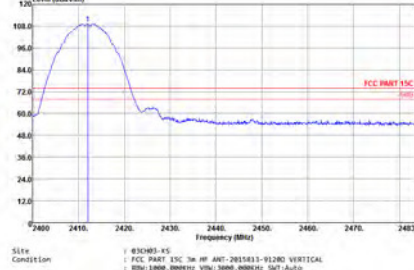

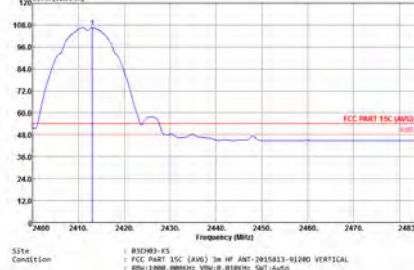
Appendix C. Radiated Spurious Emission Plots

For Sample 1 with Adapter

2.4GHz 2400~2483.5MHz
WIFI 802.11b (Band Edge @ 3m)

WIFI	2.4GHz 2400~2483.5MHz Band Edge @ 3m	
ANT	802.11b CH01 2412MHz	
1+2	Horizontal	Fundamental
Peak	<p>Site: 83CMB3-K5 Condition: FCC PART 15C 3m HF ANT-2415813-91280 HORIZONTAL RBW:1000.000KHz VSW:0.998KHz SMT:Auto</p>	<p>Site: 83CMB3-K5 Condition: FCC PART 15C 3m HF ANT-2415813-91280 HORIZONTAL RBW:1000.000KHz VSW:0.998KHz SMT:Auto</p>
Avg.	<p>Site: 83CMB3-K5 Condition: FCC PART 15C (AVG) 3m HF ANT-2415813-91280 HORIZONTAL RBW:1000.000KHz VSW:0.918KHz SMT:Auto</p>	<p>Site: 83CMB3-K5 Condition: FCC PART 15C (AVG) 3m HF ANT-2415813-91280 HORIZONTAL RBW:1000.000KHz VSW:0.918KHz SMT:Auto</p>

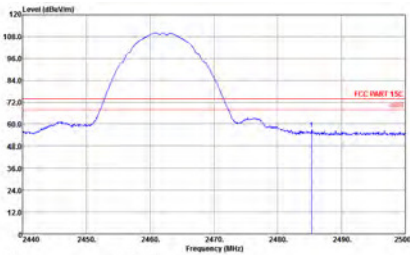
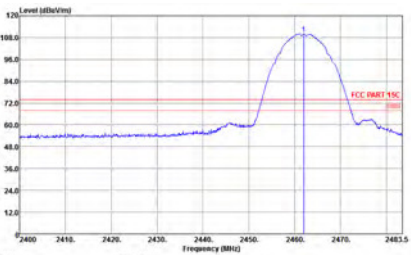
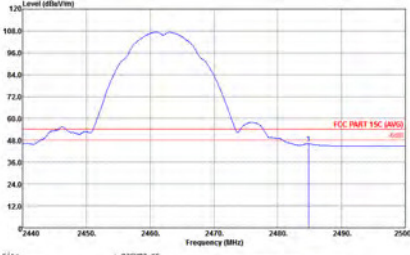
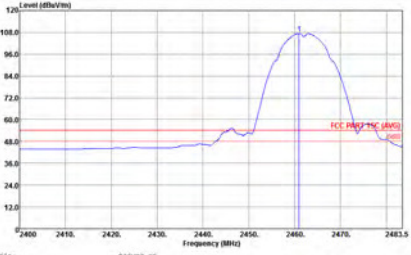


WIFI	2.4GHz 2400~2483.5MHz Band Edge @ 3m	
ANT	802.11b CH01 2412MHz	
1+2	Vertical	Fundamental
Peak	 <p>Site Condition : : 802.11b-KS : FCC PART 15C 3m HP ANT-2015813-91280 VERTICAL : RBW:1000.000kHz VBW:0.010kHz SMT:Auto</p>	 <p>Site Condition : : 802.11b-KS : FCC PART 15C 3m HP ANT-2015813-91280 VERTICAL : RBW:1000.000kHz VBW:1000.000kHz SMT:Auto</p>
Avg.	 <p>Site Condition : : 802.11b-KS : FCC PART 15C (AVG) 3m HP ANT-2015813-91280 VERTICAL : RBW:1000.000kHz VBW:0.010kHz SMT:Auto</p>	 <p>Site Condition : : 802.11b-KS : FCC PART 15C (AVG) 3m HP ANT-2015813-91280 VERTICAL : RBW:1000.000kHz VBW:0.010kHz SMT:Auto</p>



WIFI	2.4GHz 2400~2483.5MHz Fundamental @ 3m	
ANT	802.11b CH06 2437MHz	
1+2	Horizontal	Vertical
Peak		
Avg.		



WIFI	2.4GHz 2400~2483.5MHz Band Edge @ 3m	
ANT	802.11b CH11 2462MHz	
1+2	Horizontal	Fundamental
Peak	 <p>Site Condition: 802.11b-E5, FCC PART 15C 3m HP ANT-2015813-91200 HORIZONTAL, RSW:1000.000KHz, VSW:1000.000KHz, SMT:Auto</p>	 <p>Site Condition: 802.11b-E5, FCC PART 15C 3m HP ANT-2015813-91200 HORIZONTAL, RSW:1000.000KHz, VSW:1000.000KHz, SMT:Auto</p>
Avg.	 <p>Site Condition: 802.11b-E5, FCC PART 15C (AVG) 3m HP ANT-2015813-91200 HORIZONTAL, RSW:1000.000KHz, VSW:0.918KHz, SMT:Auto</p>	 <p>Site Condition: 802.11b-E5, FCC PART 15C (AVG) 3m HP ANT-2015813-91200 HORIZONTAL, RSW:1000.000KHz, VSW:0.918KHz, SMT:Auto</p>



WIFI	2.4GHz 2400~2483.5MHz Band Edge @ 3m	
ANT	802.11b CH11 2462MHz	
1+2	Vertical	Fundamental
Peak	<p>Site Condition : : @SCH3-K5 : FCC PART 15C 3m HF ANT-2815813-91200 VERTICAL : RBW:1000.000KHz VBW:1000.000KHz SMT:Auto</p>	<p>Site Condition : : @SCH3-K5 : FCC PART 15C 3m HF ANT-2815813-91200 VERTICAL : RBW:1000.000KHz VBW:1000.000KHz SMT:Auto</p>
Avg.	<p>Site Condition : : @SCH3-K5 : FCC PART 15C (AVG) 3m HF ANT-2815813-91200 VERTICAL : RBW:1000.000KHz VBW:0.9180KHz SMT:Auto</p>	<p>Site Condition : : @SCH3-K5 : FCC PART 15C (AVG) 3m HF ANT-2815813-91200 VERTICAL : RBW:1000.000KHz VBW:0.9180KHz SMT:Auto</p>



2.4GHz 2400~2483.5MHz

WIFI 802.11g (Band Edge @ 3m)

WIFI	2.4GHz 2400~2483.5MHz Band Edge @ 3m	
ANT	802.11g CH01 2412MHz	
1+2	Horizontal	Fundamental
Peak	<p>Site Condition: 83CH01-K5, FCC PART 15C 3m HP ANT-2015813-91280 HORIZONTAL, RWL:1900.000MHz, VSW:1.000dB, Spt:Auto</p>	<p>Site Condition: 83CH01-K5, FCC PART 15C 3m HP ANT-2015813-91280 HORIZONTAL, RWL:1900.000MHz, VSW:1.000dB, Spt:Auto</p>
Avg.	<p>Site Condition: 83CH01-K5, FCC PART 15C (AVG) 3m HP ANT-2015813-91280 HORIZONTAL, RWL:1900.000MHz, VSW:1.000dB, Spt:Auto</p>	<p>Site Condition: 83CH01-K5, FCC PART 15C (AVG) 3m HP ANT-2015813-91280 HORIZONTAL, RWL:1900.000MHz, VSW:1.000dB, Spt:Auto</p>



WIFI	2.4GHz 2400~2483.5MHz Band Edge @ 3m	
ANT	802.11g CH01 2412MHz	
1+2	Vertical	Fundamental
Peak	<p>Site Condition: @SCHW3-KS, FCC PART 15C 3m HP ANT: 2015813-91280 VERTICAL, RBW: 1000.000kHz, VSW: 3000.000kHz, SMT: Auto</p>	<p>Site Condition: @SCHW3-KS, FCC PART 15C 3m HP ANT: 2015813-91280 VERTICAL, RBW: 1000.000kHz, VSW: 3000.000kHz, SMT: Auto</p>
Avg.	<p>Site Condition: @SCHW3-KS, FCC PART 15C (AVG) 3m HP ANT: 2015813-91280 VERTICAL, RBW: 1000.000kHz, VSW: 1.000kHz, SMT: Auto</p>	<p>Site Condition: @SCHW3-KS, FCC PART 15C (AVG) 3m HP ANT: 2015813-91280 VERTICAL, RBW: 1000.000kHz, VSW: 1.000kHz, SMT: Auto</p>



WIFI	2.4GHz 2400~2483.5MHz Band Edge @ 3m	
ANT	802.11g CH02 2417MHz	
1+2	Horizontal	Fundamental
Peak	<p>Site Condition: #SCH03-KS, FCC PART 15C 3m HF ANT-2015813-91280 HORIZONTAL, RBW:1000.000KHz, VSW:3.000, RNRXKHz: SW:Auto</p>	<p>Site Condition: #SCH03-KS, FCC PART 15C 3m HF ANT-2015813-91280 HORIZONTAL, RBW:1000.000KHz, VSW:3.000, RNRXKHz: SW:Auto</p>
Avg.	<p>Site Condition: #SCH03-KS, FCC PART 15C (AVG) 3m HF ANT-2015813-91280 HORIZONTAL, RBW:1000.000KHz, VSW:1.000KHz, SW:Auto</p>	<p>Site Condition: #SCH03-KS, FCC PART 15C (AVG) 3m HF ANT-2015813-91280 HORIZONTAL, RBW:1000.000KHz, VSW:1.000KHz, SW:Auto</p>

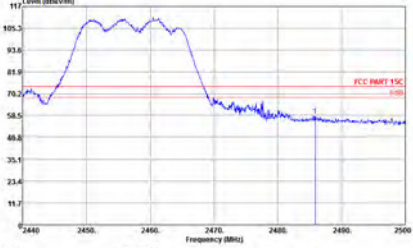
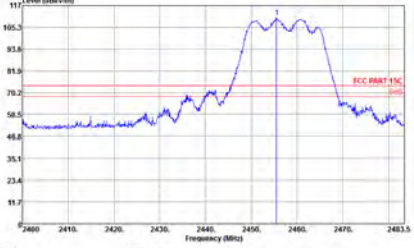
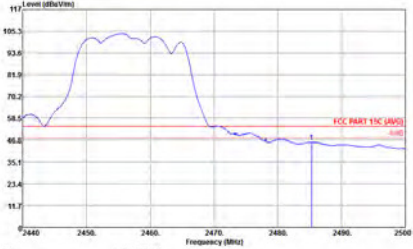
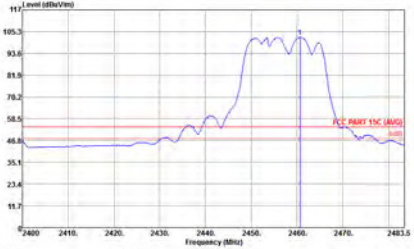


WIFI	2.4GHz 2400~2483.5MHz Band Edge @ 3m	
ANT	802.11g CH02 2417MHz	
1+2	Vertical	Fundamental
Peak	<p>Site Condition: 83CH03-K3 FCC PART 15C 3m HP ANT-2015013-91280 VERTICAL RSM:1000.000000; VSW:1.000000; SUT:Auto</p>	<p>Site Condition: 83CH03-K3 FCC PART 15C 3m HP ANT-2015013-91280 VERTICAL RSM:1000.000000; VSW:1.000000; SUT:Auto</p>
Avg.	<p>Site Condition: 83CH03-K3 FCC PART 15C (AVG) 3m HP ANT-2015013-91280 VERTICAL RSM:1000.000000; VSW:1.000000; SUT:Auto</p>	<p>Site Condition: 83CH03-K3 FCC PART 15C (AVG) 3m HP ANT-2015013-91280 VERTICAL RSM:1000.000000; VSW:1.000000; SUT:Auto</p>



WIFI	2.4GHz 2400~2483.5MHz Fundamental @ 3m	
ANT	802.11g CH06 2437MHz	
1+2	Horizontal	Vertical
Peak		
Avg.		

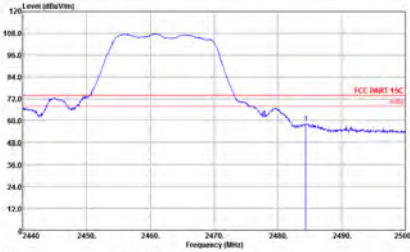
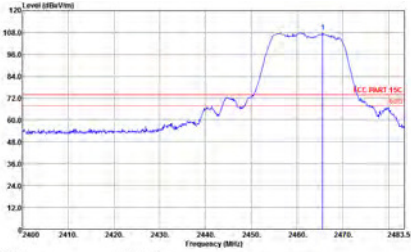
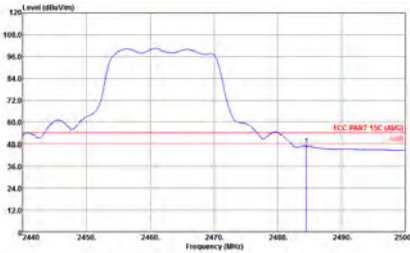
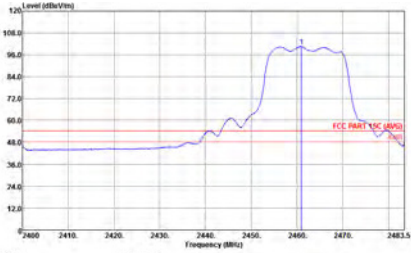


WIFI	2.4GHz 2400~2483.5MHz Band Edge @ 3m	
ANT	802.11g CH10 2457MHz	
1+2	Horizontal	Fundamental
Peak	 <p>Site Condition: @3CH03-KS, FCC PART 15C 3m HP ANT-2015813-91280 HORIZONTAL, RBW:1000.000kHz, VSW:3000.000kHz, SMT:Auto</p>	 <p>Site Condition: @3CH03-KS, FCC PART 15C 3m HP ANT-2015813-91280 HORIZONTAL, RBW:1000.000kHz, VSW:3000.000kHz, SMT:Auto</p>
Avg.	 <p>Site Condition: @3CH03-KS, FCC PART 15C (AVG) 3m HP ANT-2015813-91280 HORIZONTAL, RBW:1000.000kHz, VSW:3.000kHz, SMT:Auto</p>	 <p>Site Condition: @3CH03-KS, FCC PART 15C (AVG) 3m HP ANT-2015813-91280 HORIZONTAL, RBW:1000.000kHz, VSW:3.000kHz, SMT:Auto</p>



WIFI	2.4GHz 2400~2483.5MHz Band Edge @ 3m	
ANT	802.11g CH10 2457MHz	
1+2	Vertical	Fundamental
Peak	<p>Site Condition 802.11g-KS FCC PART 15C 3m HP ANT-2015813-91280 VERTICAL RBW:1000.000KHz VSW:1.0000Hz SMT:Auto</p>	<p>Site Condition 802.11g-KS FCC PART 15C 3m HP ANT-2015813-91280 VERTICAL RBW:1000.000KHz VSW:1.0000Hz SMT:Auto</p>
Avg.	<p>Site Condition 802.11g-KS FCC PART 15C (AVG) 3m HP ANT-2015813-91280 VERTICAL RBW:1000.000KHz VSW:1.0000Hz SMT:Auto</p>	<p>Site Condition 802.11g-KS FCC PART 15C (AVG) 3m HP ANT-2015813-91280 VERTICAL RBW:1000.000KHz VSW:1.0000Hz SMT:Auto</p>



WIFI	2.4GHz 2400~2483.5MHz Band Edge @ 3m	
ANT	802.11g CH11 2462MHz	
1+2	Horizontal	Fundamental
Peak	 <p>Site: B3C8B3-KS Condition: FCC PART 15C 3m HF ANT-2453813-91280 HORIZONTAL RBW: 1000.000KHz VBW: 3000.000KHz SMT: Auto</p>	 <p>Site: B3C8B3-KS Condition: FCC PART 15C 3m HF ANT-2453813-91280 HORIZONTAL RBW: 1000.000KHz VBW: 3000.000KHz SMT: Auto</p>
Avg.	 <p>Site: B3C8B3-KS Condition: FCC PART 15C (AVG) 3m HF ANT-2453813-91280 HORIZONTAL RBW: 1000.000KHz VBW: 1.000KHz SMT: Auto</p>	 <p>Site: B3C8B3-KS Condition: FCC PART 15C (AVG) 3m HF ANT-2453813-91280 HORIZONTAL RBW: 1000.000KHz VBW: 1.000KHz SMT: Auto</p>



WIFI	2.4GHz 2400~2483.5MHz Band Edge @ 3m	
ANT	802.11g CH11 2462MHz	
1+2	Vertical	Fundamental
Peak	<p>Site Condition : : B3CH03-KS : FCC PART 15C 3m HP ANT-24015813-91280 VERTICAL : RBW:1000.000KHz VSW:3.0000.000KHz SMT:Auto</p>	<p>Site Condition : : B3CH03-KS : FCC PART 15C 3m HP ANT-24015813-91280 VERTICAL : RBW:1000.000KHz VSW:3.0000.000KHz SMT:Auto</p>
Avg.	<p>Site Condition : : B3CH03-KS : FCC PART 15C (AVG) 3m HP ANT-24015813-91280 VERTICAL : RBW:1000.000KHz VSW:3.0000.000KHz SMT:Auto</p>	<p>Site Condition : : B3CH03-KS : FCC PART 15C (AVG) 3m HP ANT-24015813-91280 VERTICAL : RBW:1000.000KHz VSW:3.0000.000KHz SMT:Auto</p>



2.4GHz 2400~2483.5MHz

WIFI 802.11n HT20 (Band Edge @ 3m)

WIFI	2.4GHz 2400~2483.5MHz Band Edge @ 3m	
ANT	802.11n HT20 CH01 2412MHz	
1+2	Horizontal	Fundamental
Peak	<p>Site: #3CWB3-ES Condition: FCC PART 15C 3m HP ANT-2015813-91280 HORIZONTAL RBW:1000.000kHz VBW:3000.000kHz SMT:Auto</p>	<p>Site: #3CWB3-ES Condition: FCC PART 15C 3m HP ANT-2015813-91280 HORIZONTAL RBW:1000.000kHz VBW:3000.000kHz SMT:Auto</p>
Avg.	<p>Site: #3CWB3-ES Condition: FCC PART 15C (AVG) 3m HP ANT-2015813-91280 HORIZONTAL RBW:1000.000kHz VBW:1.000kHz SMT:Auto</p>	<p>Site: #3CWB3-ES Condition: FCC PART 15C (AVG) 3m HP ANT-2015813-91280 HORIZONTAL RBW:1000.000kHz VBW:1.000kHz SMT:Auto</p>

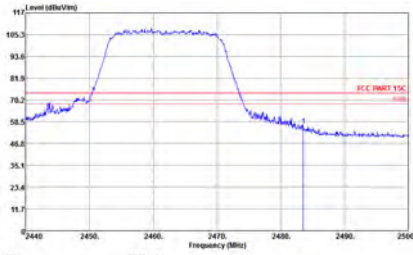
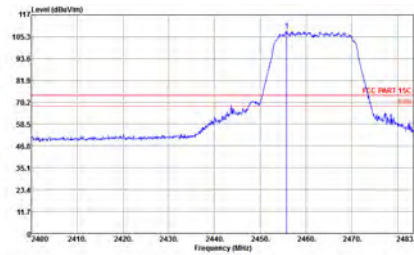
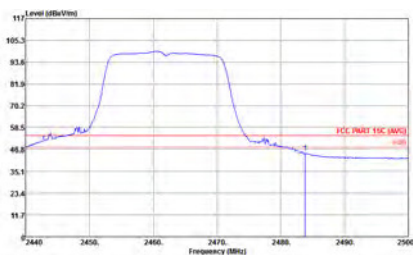
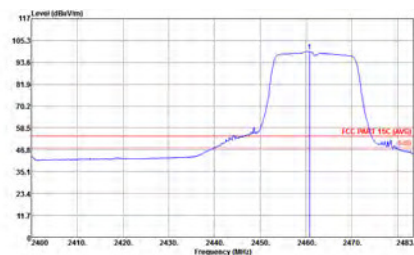


WIFI	2.4GHz 2400~2483.5MHz Band Edge @ 3m	
ANT	802.11n HT20 CH01 2412MHz	
1+2	Vertical	Fundamental
Peak	<p>Site Condition: #3CWB3-KS, FCC PART 15C 3m HP ANT-2412MHz-91280 VERTICAL, RBW:1000.000kHz, VSW:3000.000kHz, SMT:Auto</p>	<p>Site Condition: #3CWB3-KS, FCC PART 15C 3m HP ANT-2412MHz-91280 VERTICAL, RBW:1000.000kHz, VSW:3000.000kHz, SMT:Auto</p>
Avg.	<p>Site Condition: #3CWB3-KS, FCC PART 15C (AVG) 3m HP ANT-2412MHz-91280 VERTICAL, RBW:1000.000kHz, VSW:3.000kHz, SMT:Auto</p>	<p>Site Condition: #3CWB3-KS, FCC PART 15C (AVG) 3m HP ANT-2412MHz-91280 VERTICAL, RBW:1000.000kHz, VSW:3.000kHz, SMT:Auto</p>



WIFI	2.4GHz 2400~2483.5MHz Fundamental @ 3m	
ANT	802.11n HT20 CH06 2437MHz	
1+2	Horizontal	Vertical
Peak	<p>Site Condition: 83CWB3-K5 FCC PART 15C 3m HP ANT-2933833-91280 HORIZONTAL RBW:1000.0000Hz VBW:1.0000Hz SMT:Auto</p>	<p>Site Condition: 83CWB3-K5 FCC PART 15C 3m HP ANT-2933833-91280 VERTICAL RBW:1000.0000Hz VBW:1.0000Hz SMT:Auto</p>
Avg.	<p>Site Condition: 83CWB3-K5 FCC PART 15C (Ave) 3m HP ANT-2933833-91280 HORIZONTAL RBW:1000.0000Hz VBW:1.0000Hz SMT:Auto</p>	<p>Site Condition: 83CWB3-K5 FCC PART 15C (Ave) 3m HP ANT-2933833-91280 VERTICAL RBW:1000.0000Hz VBW:1.0000Hz SMT:Auto</p>



WIFI	2.4GHz 2400~2483.5MHz Band Edge @ 3m	
ANT	802.11n HT20 CH11 2462MHz	
1+2	Horizontal	Fundamental
Peak	 <p>Site Condition: #3C803-KS, FCC PART 15C 3m HP ANT-2015813-91280 HORIZONTAL, RBW:1000.000KHz, VSW:1.0000Hz, SQT:Auto</p>	 <p>Site Condition: #3C803-KS, FCC PART 15C 3m HP ANT-2015813-91280 HORIZONTAL, RBW:1000.000KHz, VSW:1.0000Hz, SQT:Auto</p>
Avg.	 <p>Site Condition: #3C803-KS, FCC PART 15C (AVG) 3m HP ANT-2015813-91280 HORIZONTAL, RBW:1000.000KHz, VSW:1.0000Hz, SQT:Auto</p>	 <p>Site Condition: #3C803-KS, FCC PART 15C (AVG) 3m HP ANT-2015813-91280 HORIZONTAL, RBW:1000.000KHz, VSW:1.0000Hz, SQT:Auto</p>



WIFI	2.4GHz 2400~2483.5MHz Fundamental @ 3m	
ANT	802.11n HT20 CH11 2462MHz	
1+2	Vertical	Fundamental
Peak	<p>Site: 830803-K5 Condition: FCC PART 15C 3m HP ANT-2015813-91280 VERTICAL R01:1000.000Hz V01:1.000Hz S01:Auto</p>	<p>Site: 830803-K5 Condition: FCC PART 15C 3m HP ANT-2015813-91280 VERTICAL R01:1000.000Hz V01:1.000Hz S01:Auto</p>
Avg.	<p>Site: 830803-K5 Condition: FCC PART 15C (AVG) 3m HP ANT-2015813-91280 VERTICAL R01:1000.000Hz V01:1.000Hz S01:Auto</p>	<p>Site: 830803-K5 Condition: FCC PART 15C (AVG) 3m HP ANT-2015813-91280 VERTICAL R01:1000.000Hz V01:1.000Hz S01:Auto</p>



2.4GHz 2400~2483.5MHz
WIFI 802.11n HT40 (Band Edge @ 3m)

WIFI	2.4GHz 2400~2483.5MHz Band Edge @ 3m	
ANT	802.11n HT40 CH03 2422MHz	
1+2	Horizontal	Fundamental
Peak	<p>Site Condition: 83CWB3-K3, FCC PART 15C, 802.11n HT40, 2422MHz, HORIZONTAL, 1000.000000Hz, View: 1.000000Hz, Spt: Auto</p>	<p>Site Condition: 83CWB3-K3, FCC PART 15C, 802.11n HT40, 2422MHz, HORIZONTAL, 1000.000000Hz, View: 1.000000Hz, Spt: Auto</p>
Avg.	<p>Site Condition: 83CWB3-K3, FCC PART 15C (AVG), 802.11n HT40, 2422MHz, HORIZONTAL, 1000.000000Hz, View: 1.000000Hz, Spt: Auto</p>	<p>Site Condition: 83CWB3-K3, FCC PART 15C (AVG), 802.11n HT40, 2422MHz, HORIZONTAL, 1000.000000Hz, View: 1.000000Hz, Spt: Auto</p>



WIFI	2.4GHz 2400~2483.5MHz Band Edge @ 3m	
ANT	802.11n HT40 CH03 2422MHz	
1+2	Horizontal	
Peak	<p>Site Condition : : BSCW3-K3 : FCC PART 15C 3m HP ANT: 2013813-91280 HORIZONTAL : RMU: 1999-090902 VSW: 1.099102 SWT: Auto</p>	
Avg.	<p>Site Condition : : BSCW3-K3 : FCC PART 15C (AVG) 3m HP ANT: 2013813-91280 HORIZONTAL : RMU: 1999-090902 VSW: 1.099102 SWT: Auto</p>	



WIFI	2.4GHz 2400~2483.5MHz Band Edge @ 3m	
ANT	802.11n HT40 CH03 2422MHz	
1+2	Vertical	Fundamental
Peak	<p>Site Condition: 83CMB3-KS, FCC PART 15C 3m HP ANT: 2415813-91280 VERTICAL, RBW: 1000.000kHz, VBW: 3000.000kHz, SMT-Auto</p>	<p>Site Condition: 83CMB3-KS, FCC PART 15C 3m HP ANT: 2415813-91280 VERTICAL, RBW: 1000.000kHz, VBW: 3000.000kHz, SMT-Auto</p>
Avg.	<p>Site Condition: 83CMB3-KS, FCC PART 15C (AVG) 3m HP ANT: 2415813-91280 VERTICAL, RBW: 1000.000kHz, VBW: 1.000kHz, SMT-Auto</p>	<p>Site Condition: 83CMB3-KS, FCC PART 15C (AVG) 3m HP ANT: 2415813-91280 VERTICAL, RBW: 1000.000kHz, VBW: 1.000kHz, SMT-Auto</p>



WIFI	2.4GHz 2400~2483.5MHz Band Edge @ 3m	
ANT	802.11n HT40 CH03 2422MHz	
1+2	Vertical	
Peak	<p>Site: Condition: 03CH03-K3 FCC PMRT 15C (m) on HP ANT-2415813-91290 VERTICAL R04: 1000.000000; VSW: 1.000000; DUT: Auto</p>	
Avg.	<p>Site: Condition: 03CH03-K3 FCC PMRT 15C (RMS) (m) on HP ANT-2415813-91290 VERTICAL R04: 1000.000000; VSW: 1.000000; DUT: Auto</p>	

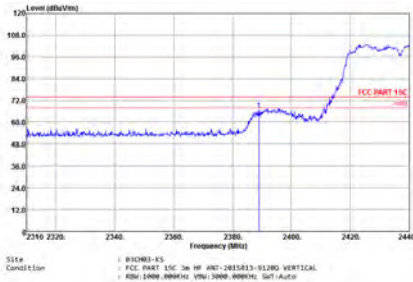
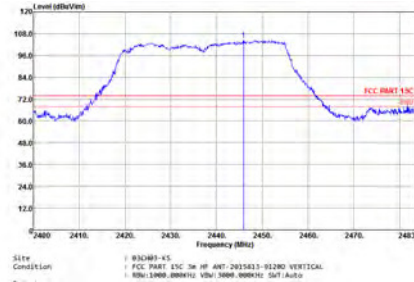
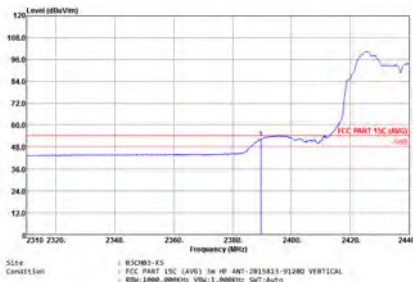
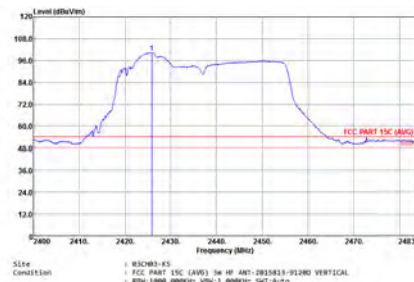


WIFI	2.4GHz 2400~2483.5MHz Band Edge @ 3m	
ANT	802.11n HT40 CH06 2437MHz	
1+2	Horizontal	Fundamental
Peak	<p>Site Condition: 83C803-K5, FCC PART 15C 3m HP ANT-2015813-91280 HORIZONTAL, RBW:1000.000KHz, VSW:1.0000Hz, SMT:Auto</p>	<p>Site Condition: 83C803-K5, FCC PART 15C 3m HP ANT-2015813-91280 HORIZONTAL, RBW:1000.000KHz, VSW:1.0000Hz, SMT:Auto</p>
Avg.	<p>Site Condition: 83C803-K5, FCC PART 15C (AVG) 3m HP ANT-2015813-91280 HORIZONTAL, RBW:1000.000KHz, VSW:1.0000Hz, SMT:Auto</p>	<p>Site Condition: 83C803-K5, FCC PART 15C (AVG) 3m HP ANT-2015813-91280 HORIZONTAL, RBW:1000.000KHz, VSW:1.0000Hz, SMT:Auto</p>



WIFI	2.4GHz 2400~2483.5MHz Band Edge @ 3m	
ANT	802.11n HT40 CH06 2437MHz	
1+2	Horizontal	
Peak	<p>Site Condition : 83C183-ES : FCC PART 15C 3m HF ANT-2835E13-91280 HORIZONTAL : RBW:1000.000000Hz VIEW:1000.000000Hz SWT:Auto</p>	
Avg.	<p>Site Condition : 83C183-ES : FCC PART 15C (AVG) 3m HF ANT-2835E13-91280 HORIZONTAL : RBW:1000.000000Hz VIEW:1.000000Hz SWT:Auto</p>	



WIFI	2.4GHz 2400~2483.5MHz Band Edge @ 3m	
ANT	802.11n HT40 CH06 2437MHz	
1+2	Vertical	Fundamental
Peak	 <p>Site Condition: R3C003-K5 FCC PART 15C 3e HP ANT-2015013-01200 VERTICAL FSW: 1000.000000; VSW: 1.000000; SUT: Auto</p>	 <p>Site Condition: R3C003-K5 FCC PART 15C 3e HP ANT-2015013-01200 VERTICAL FSW: 1000.000000; VSW: 1.000000; SUT: Auto</p>
Avg.	 <p>Site Condition: R3C003-K5 FCC PART 15C (AVG) 3e HP ANT-2015013-01200 VERTICAL FSW: 1000.000000; VSW: 1.000000; SUT: Auto</p>	 <p>Site Condition: R3C003-K5 FCC PART 15C (AVG) 3e HP ANT-2015013-01200 VERTICAL FSW: 1000.000000; VSW: 1.000000; SUT: Auto</p>



WIFI	2.4GHz 2400~2483.5MHz Band Edge @ 3m	
ANT	802.11n HT40 CH06 2437MHz	
1+2	Horizontal	
Peak	<p>Level (dBm/100Hz)</p> <p>Frequency (MHz)</p> <p>FCC PART 15C (dBm/100Hz)</p> <p>Site Condition 802.11n HT40 FCC PART 15C 3m HP ANT-2015S13-91280 VERTICAL RBW:1000.0000Hz VIEW:3000.0000Hz SWT:auto</p>	
Avg.	<p>Level (dBm/100Hz)</p> <p>Frequency (MHz)</p> <p>FCC PART 15C (Ave) (dBm/100Hz)</p> <p>Site Condition 802.11n HT40 FCC PART 15C (Ave) 3m HP ANT-2015S13-91280 VERTICAL RBW:1000.0000Hz VIEW:1.0000MHz SWT:auto</p>	



WIFI	2.4GHz 2400~2483.5MHz Band Edge @ 3m	
ANT	802.11n HT40 CH09 2452MHz	
1+2	Horizontal	Fundamental
Peak	<p>Site: 83CWD-K5 Condition: FCC PART 15C 3m HF ANT-2015813-91200 HORIZONTAL RBW:1000.000000Hz VBW:3000.000000Hz SFT:auto</p>	<p>Site: 83CWD-K5 Condition: FCC PART 15C 3m HF ANT-2015813-91200 HORIZONTAL RBW:1000.000000Hz VBW:3000.000000Hz SFT:auto</p>
Avg.	<p>Site: 83CWD-K5 Condition: FCC PART 15C (AVG) 3m HF ANT-2015813-91200 HORIZONTAL RBW:1000.000000Hz VBW:1.000000Hz SFT:auto</p>	<p>Site: 83CWD-K5 Condition: FCC PART 15C (AVG) 3m HF ANT-2015813-91200 HORIZONTAL RBW:1000.000000Hz VBW:1.000000Hz SFT:auto</p>



WIFI	2.4GHz 2400~2483.5MHz Band Edge @ 3m	
ANT	802.11n HT40 CH09 2452MHz	
1+2	Horizontal	
Peak	<p>Site Condition: 802.11n HT40 CH09 2452MHz FCC PART 15C 72dBm RBW: 100KHz VBW: 300KHz SMT: Auto</p>	
Avg.	<p>Site Condition: 802.11n HT40 CH09 2452MHz FCC PART 15C (AVG) 48dBm RBW: 100KHz VBW: 1.000KHz SMT: Auto</p>	



WIFI	2.4GHz 2400~2483.5MHz Band Edge @ 3m	
ANT	802.11n HT40 CH09 2452MHz	
1+2	Vertical	Fundamental
Peak	<p>Site Condition : B3CWB1-E3 FCC PART 15C 3m HP ANT-2015813-91280 VERTICAL Rbw:1000.000MHz VSW:1.000MHz SMT:Auto</p>	<p>Site Condition : B3CWB1-E3 FCC PART 15C 3m HP ANT-2015813-91280 VERTICAL Rbw:1000.000MHz VSW:1.000MHz SMT:Auto</p>
Avg.	<p>Site Condition : B3CWB1-E3 FCC PART 15C (AVG) 3m HP ANT-2015813-91280 VERTICAL Rbw:1000.000MHz VSW:1.000MHz SMT:Auto</p>	<p>Site Condition : B3CWB1-E3 FCC PART 15C (AVG) 3m HP ANT-2015813-91280 VERTICAL Rbw:1000.000MHz VSW:1.000MHz SMT:Auto</p>



WIFI	2.4GHz 2400~2483.5MHz Band Edge @ 3m	
ANT	802.11n HT40 CH09 2452MHz	
1+2	Vertical	
Peak		
Avg.		



2.4GHz 2400~2483.5MHz
WIFI 802.11b (Harmonic @ 3m)

WIFI	2.4GHz 2400~2483.5MHz Harmonic @ 3m	
ANT	802.11b CH01 2412MHz	
1+2	Horizontal	Vertical
Peak Avg.		

WIFI	2.4GHz 2400~2483.5MHz Harmonic @ 3m	
ANT	802.11b CH06 2437MHz	
1+2	Horizontal	Vertical
Peak Avg.		



WIFI	2.4GHz 2400~2483.5MHz Harmonic @ 3m	
ANT	802.11b CH11 2462MHz	
1+2	Horizontal	Vertical
Peak Avg.		

**2.4GHz 2400~2483.5MHz
WIFI 802.11g (Harmonic @ 3m)**

WIFI	2.4GHz 2400~2483.5MHz Harmonic @ 3m	
ANT	802.11g CH01 2412MHz	
1+2	Horizontal	Vertical
Peak Avg.		



WIFI	2.4GHz 2400~2483.5MHz Harmonic @ 3m	
ANT	802.11g CH02 2417MHz	
1+2	Horizontal	Vertical
Peak Avg.		

WIFI	2.4GHz 2400~2483.5MHz Harmonic @ 3m	
ANT	802.11g CH06 2437MHz	
1+2	Horizontal	Vertical
Peak Avg.		



WIFI	2.4GHz 2400~2483.5MHz Harmonic @ 3m	
ANT	802.11g CH10 2457MHz	
1+2	Horizontal	Vertical
Peak Avg.		

WIFI	2.4GHz 2400~2483.5MHz Harmonic @ 3m	
ANT	802.11g CH11 2462MHz	
1+2	Horizontal	Vertical
Peak Avg.		



2.4GHz 2400~2483.5MHz
WIFI 802.11n HT20 (Harmonic @ 3m)

WIFI	2.4GHz 2400~2483.5MHz Harmonic @ 3m	
ANT	802.11n HT20 CH01 2412MHz	
1+2	Horizontal	Vertical
Peak Avg.		

WIFI	2.4GHz 2400~2483.5MHz Harmonic @ 3m	
ANT	802.11n HT20 CH06 2437MHz	
1+2	Horizontal	Vertical
Peak Avg.		



WIFI	2.4GHz 2400~2483.5MHz Harmonic @ 3m	
ANT	802.11n HT20 CH11 2462MHz	
1+2	Horizontal	Vertical
Peak Avg.		

2.4GHz 2400~2483.5MHz
WIFI 802.11n HT40 (Harmonic @ 3m)

WIFI	2.4GHz 2400~2483.5MHz Harmonic @ 3m	
ANT	802.11n HT40 CH03 2422MHz	
1+2	Horizontal	Vertical
Peak Avg.		



WIFI	2.4GHz 2400~2483.5MHz Harmonic @ 3m	
ANT	802.11n HT40 CH06 2437MHz	
1+2	Horizontal	Vertical
Peak Avg.		

WIFI	2.4GHz 2400~2483.5MHz Harmonic @ 3m	
ANT	802.11n HT40 CH09 2452MHz	
1+2	Horizontal	Vertical
Peak Avg.		



For Sample 2 with Adapter

2.4GHz 2400~2483.5MHz
WIFI 802.11b (Band Edge @ 3m)

WIFI	2.4GHz 2400~2483.5MHz Band Edge @ 3m	
ANT	802.11b CH01 2412MHz	
1+2	Horizontal	Fundamental
Peak	<p>Site Condition: 830803-K5, FCC PART 15C 3m HP ANT: 2015313-91200 HORIZONTAL, RSW: 1.000, 0.000kHz, VSW: 1.000, 0.000kHz, SMT: Auto</p>	<p>Site Condition: 830803-K5, FCC PART 15C 3m HP ANT: 2015313-91200 HORIZONTAL, RSW: 1.000, 0.000kHz, VSW: 1.000, 0.000kHz, SMT: Auto</p>
Avg.	<p>Site Condition: 830803-K5, FCC PART 15C (AVG) 3m HP ANT: 2015313-91200 HORIZONTAL, RSW: 1.000, 0.000kHz, VSW: 0.819032, SMT: Auto</p>	<p>Site Condition: 830803-K5, FCC PART 15C (AVG) 3m HP ANT: 2015313-91200 HORIZONTAL, RSW: 1.000, 0.000kHz, VSW: 0.819032, SMT: Auto</p>



WIFI	2.4GHz 2400~2483.5MHz Band Edge @ 3m	
ANT	802.11b CH01 2412MHz	
1+2	Vertical	Fundamental
Peak	<p>Site Condition : 03C083-KS : FCC PART 15C 3m HP ANT-20151813-91280 VERTICAL : RBW:1000.0000KHz VBW:0.0100KHz SMT:Auto</p>	<p>Site Condition : 03C083-KS : FCC PART 15C 3m HP ANT-20151813-91280 VERTICAL : RBW:1000.0000KHz VBW:0.0100KHz SMT:Auto</p>
Avg.	<p>Site Condition : 03C083-KS : FCC PART 15C (AVG) 3m HP ANT-20151813-91280 VERTICAL : RBW:1000.0000KHz VBW:0.0100KHz SMT:Auto</p>	<p>Site Condition : 03C083-KS : FCC PART 15C (AVG) 3m HP ANT-20151813-91280 VERTICAL : RBW:1000.0000KHz VBW:0.0100KHz SMT:Auto</p>



WIFI	2.4GHz 2400~2483.5MHz Fundamental @ 3m	
ANT	802.11b CH06 2437MHz	
1+2	Horizontal	Vertical
Peak	<p>Site Condition: #3CWB3-K3, FCC PART 15C 3e HP ANT-2015013-91280 HORIZONTAL, RSM-1000.0000Hz, VSW:3.000, SMT:Auto</p>	<p>Site Condition: #3CWB3-K3, FCC PART 15C 3e HP ANT-2015013-91280 VERTICAL, RSM-1000.0000Hz, VSW:3.000, SMT:Auto</p>
Avg.	<p>Site Condition: #3CWB3-K3, FCC PART 15C (AVG) 3e HP ANT-2015013-91280 HORIZONTAL, RSM-1000.0000Hz, VSW:9.9180Hz, SMT:Auto</p>	<p>Site Condition: #3CWB3-K3, FCC PART 15C (AVG) 3e HP ANT-2015013-91280 VERTICAL, RSM-1000.0000Hz, VSW:9.9180Hz, SMT:Auto</p>



WIFI	2.4GHz 2400~2483.5MHz Band Edge @ 3m	
ANT	802.11b CH11 2462MHz	
1+2	Horizontal	Fundamental
Peak	<p>Site Condition: #3CWB3-KS FCC PART 15C 3m HP ANT-2415813-91280 HORIZONTAL RBW:1000.000KHz VBW:3000.000KHz SMT:Auto</p>	<p>Site Condition: #3CWB3-KS FCC PART 15C 3m HP ANT-2415813-91280 HORIZONTAL RBW:1000.000KHz VBW:3000.000KHz SMT:Auto</p>
Avg.	<p>Site Condition: #3CWB3-KS FCC PART 15C (AVG) 3m HP ANT-2415813-91280 HORIZONTAL RBW:1000.000KHz VBW:4.000KHz SMT:Auto</p>	<p>Site Condition: #3CWB3-KS FCC PART 15C (AVG) 3m HP ANT-2415813-91280 HORIZONTAL RBW:1000.000KHz VBW:4.000KHz SMT:Auto</p>



WIFI	2.4GHz 2400~2483.5MHz Band Edge @ 3m	
ANT	802.11b CH11 2462MHz	
1+2	Vertical	Fundamental
Peak	<p>Site Condition: 83CH03-KS, FCC PART 15C 3m HP ANT-2462MHz-91280 VERTICAL, RBW:1000.000kHz, VBW:3000.000kHz, SMT-Auto</p>	<p>Site Condition: 83CH03-KS, FCC PART 15C 3m HP ANT-2462MHz-91280 VERTICAL, RBW:1000.000kHz, VBW:3000.000kHz, SMT-Auto</p>
Avg.	<p>Site Condition: 83CH03-KS, FCC PART 15C (AVG) 3m HP ANT-2462MHz-91280 VERTICAL, RBW:1000.000kHz, VBW:3000.000kHz, SMT-Auto</p>	<p>Site Condition: 83CH03-KS, FCC PART 15C (AVG) 3m HP ANT-2462MHz-91280 VERTICAL, RBW:1000.000kHz, VBW:3000.000kHz, SMT-Auto</p>



2.4GHz 2400~2483.5MHz

WIFI 802.11g (Band Edge @ 3m)

WIFI	2.4GHz 2400~2483.5MHz Band Edge @ 3m	
ANT	802.11g CH01 2412MHz	
1+2	Horizontal	Fundamental
Peak	<p>Site Condition: #3CWB3-K5, FCC PART 15C 3m HP ANT-2015413-91280 HORIZONTAL, RES:100K, BW:300K, VIEW:300K, SMT:Auto</p>	<p>Site Condition: #3CWB3-K5, FCC PART 15C 3m HP ANT-2015413-91280 HORIZONTAL, RES:100K, BW:300K, VIEW:300K, SMT:Auto</p>
Avg.	<p>Site Condition: #3CWB3-K5, FCC PART 15C (AVG) 3m HP ANT-2015413-91280 HORIZONTAL, RES:100K, BW:300K, VIEW:300K, SMT:Auto</p>	<p>Site Condition: #3CWB3-K5, FCC PART 15C (AVG) 3m HP ANT-2015413-91280 HORIZONTAL, RES:100K, BW:300K, VIEW:300K, SMT:Auto</p>



WIFI	2.4GHz 2400~2483.5MHz Band Edge @ 3m	
ANT	802.11g CH01 2412MHz	
1+2	Vertical	Fundamental
Peak	<p>Site Condition: 83CH03-KS, FCC PART 15C 3m HP ANT-2015813-91280 VERTICAL, RSW:1.000, 0.000Hz, VSW:3.000, 0.000Hz, SMT:Auto</p>	<p>Site Condition: 83CH03-KS, FCC PART 15C 3m HP ANT-2015813-91280 VERTICAL, RSW:1.000, 0.000Hz, VSW:3.000, 0.000Hz, SMT:Auto</p>
Avg.	<p>Site Condition: 83CH03-KS, FCC PART 15C (AVG) 3m HP ANT-2015813-91280 VERTICAL, RSW:1.000, 0.000Hz, VSW:1.000Hz, SMT:Auto</p>	<p>Site Condition: 83CH03-KS, FCC PART 15C (AVG) 3m HP ANT-2015813-91280 VERTICAL, RSW:1.000, 0.000Hz, VSW:1.000Hz, SMT:Auto</p>



WIFI	2.4GHz 2400~2483.5MHz Band Edge @ 3m	
ANT	802.11g CH02 2417MHz	
1+2	Horizontal	Fundamental
Peak	<p>Site Condition: 802.11g-KS, FCC PART 15C 3e HP ANT-2415813-91280 HORIZONTAL, RBW:1000.000KHz, VSW:3.000, SMT:Auto</p>	<p>Site Condition: 802.11g-KS, FCC PART 15C 3e HP ANT-2415813-91280 HORIZONTAL, RBW:1000.000KHz, VSW:3.000, SMT:Auto</p>
Avg.	<p>Site Condition: 802.11g-KS, FCC PART 15C (AVG) 3e HP ANT-2415813-91280 HORIZONTAL, RBW:1000.000KHz, VSW:3.000, SMT:Auto</p>	<p>Site Condition: 802.11g-KS, FCC PART 15C (AVG) 3e HP ANT-2415813-91280 HORIZONTAL, RBW:1000.000KHz, VSW:3.000, SMT:Auto</p>



WIFI	2.4GHz 2400~2483.5MHz Band Edge @ 3m	
ANT	802.11g CH02 2417MHz	
1+2	Vertical	Fundamental
Peak	<p>Site: R3CWB3-KS Condition: FCC PART 15C 3m HP ANT-2415313-91280 VERTICAL RBW: 1000.000kHz VSW: 3000.000kHz SWT: Auto</p>	<p>Site: R3CWB3-KS Condition: FCC PART 15C 3m HP ANT-2415313-91280 VERTICAL RBW: 1000.000kHz VSW: 3000.000kHz SWT: Auto</p>
Avg.	<p>Site: R3CWB3-KS Condition: FCC PART 15C (AVG) 3m HP ANT-2415313-91280 VERTICAL RBW: 1000.000kHz VSW: 1.000kHz SWT: Auto</p>	<p>Site: R3CWB3-KS Condition: FCC PART 15C (AVG) 3m HP ANT-2415313-91280 VERTICAL RBW: 1000.000kHz VSW: 1.000kHz SWT: Auto</p>



WIFI	2.4GHz 2400~2483.5MHz Fundamental @ 3m	
ANT	802.11g CH06 2437MHz	
1+2	Horizontal	Vertical
Peak	<p>Site Condition : : 812083-ES : FCC PART 15C 3m HP ANT-2015813-91280 HORIZONTAL : RBW:1000.0000MHz VSW:1.0000MHz SMT:Auto</p>	<p>Site Condition : : 812083-ES : FCC PART 15C 3m HP ANT-2015813-91280 VERTICAL : RBW:1000.0000MHz VSW:1.0000MHz SMT:Auto</p>
Avg.	<p>Site Condition : : 812083-ES : FCC PART 15C (AVG) 3m HP ANT-2015813-91280 HORIZONTAL : RBW:1000.0000MHz VSW:1.0000MHz SMT:Auto</p>	<p>Site Condition : : 812083-ES : FCC PART 15C (AVG) 3m HP ANT-2015813-91280 VERTICAL : RBW:1000.0000MHz VSW:1.0000MHz SMT:Auto</p>



WIFI	2.4GHz 2400~2483.5MHz Band Edge @ 3m	
ANT	802.11g CH10 2457MHz	
1+2	Horizontal	Fundamental
Peak	<p>Site Condition: #15C083-E5 FCC PART 15C 3m HF ANT-2815813-91280 HORIZONTAL RSM:1000.000MHz VSW:1.000Hz SWT:Auto</p>	<p>Site Condition: #15C083-E5 FCC PART 15C 3m HF ANT-2815813-91280 HORIZONTAL RSM:1000.000MHz VSW:1.000Hz SWT:Auto</p>
Avg.	<p>Site Condition: #15C083-E5 FCC PART 15C (AVG) 3m HF ANT-2815813-91280 HORIZONTAL RSM:1000.000MHz VSW:1.000Hz SWT:Auto</p>	<p>Site Condition: #15C083-E5 FCC PART 15C (AVG) 3m HF ANT-2815813-91280 HORIZONTAL RSM:1000.000MHz VSW:1.000Hz SWT:Auto</p>



WIFI	2.4GHz 2400~2483.5MHz Band Edge @ 3m	
ANT	802.11g CH10 2457MHz	
1+2	Vertical	Fundamental
Peak	<p>Site: B3CWB3-ES Condition: FCC PART 15C 3m HP ANT-2015833-91280 VERTICAL Rbw:1000.000kHz Vbw:3000.000kHz SMT:Auto</p>	<p>Site: B3CWB3-ES Condition: FCC PART 15C 3m HP ANT-2015833-91280 VERTICAL Rbw:1000.000kHz Vbw:3000.000kHz SMT:Auto</p>
Avg.	<p>Site: B3CWB3-ES Condition: FCC PART 15C (AVG) 3m HP ANT-2015833-91280 VERTICAL Rbw:1000.000kHz Vbw:1.000kHz SMT:Auto</p>	<p>Site: B3CWB3-ES Condition: FCC PART 15C (AVG) 3m HP ANT-2015833-91280 VERTICAL Rbw:1000.000kHz Vbw:1.000kHz SMT:Auto</p>



WIFI	2.4GHz 2400~2483.5MHz Band Edge @ 3m	
ANT	802.11g CH11 2462MHz	
1+2	Horizontal	Fundamental
Peak	<p>Site Condition: 83CH03-ES FCC PART 15C 3m HP ANT: 2815813-91280 HORIZONTAL RSM: 1000.0000Hz VSW: 1.0000Hz SMT: Auto</p>	<p>Site Condition: 83CH03-ES FCC PART 15C 3m HP ANT: 2815813-91280 HORIZONTAL RSM: 1000.0000Hz VSW: 1.0000Hz SMT: Auto</p>
Avg.	<p>Site Condition: 83CH03-ES FCC PART 15C (AVG) 3m HP ANT: 2815813-91280 HORIZONTAL RSM: 1000.0000Hz VSW: 1.0000Hz SMT: Auto</p>	<p>Site Condition: 83CH03-ES FCC PART 15C (AVG) 3m HP ANT: 2815813-91280 HORIZONTAL RSM: 1000.0000Hz VSW: 1.0000Hz SMT: Auto</p>



WIFI	2.4GHz 2400~2483.5MHz Band Edge @ 3m	
ANT	802.11g CH11 2462MHz	
1+2	Vertical	Fundamental
Peak	<p>Site Condition: 83CM03-K5, FCC PART 15C 3m HP ANT-2815813-91280 VERTICAL, RBW:1000.0000Hz, VSW:1.0000Hz, SMT:Auto</p>	<p>Site Condition: 83CM03-K5, FCC PART 15C 3m HP ANT-2815813-91280 VERTICAL, RBW:1000.0000Hz, VSW:1.0000Hz, SMT:Auto</p>
Avg.	<p>Site Condition: 83CM03-K5, FCC PART 15C (AVG) 3m HP ANT-2815813-91280 VERTICAL, RBW:1000.0000Hz, VSW:1.0000Hz, SMT:Auto</p>	<p>Site Condition: 83CM03-K5, FCC PART 15C (AVG) 3m HP ANT-2815813-91280 VERTICAL, RBW:1000.0000Hz, VSW:1.0000Hz, SMT:Auto</p>



2.4GHz 2400~2483.5MHz

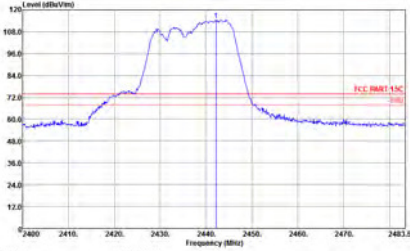
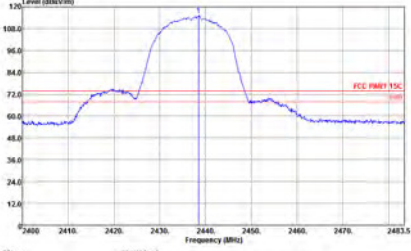
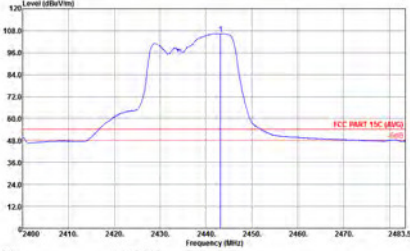
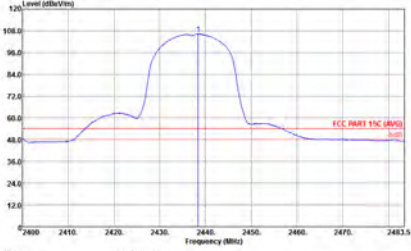
WIFI 802.11n HT20 (Band Edge @ 3m)

WIFI	2.4GHz 2400~2483.5MHz Band Edge @ 3m	
ANT	802.11n HT20 CH01 2412MHz	
1+2	Horizontal	Fundamental
Peak	<p>Site Condition: #33CH01-KS, FCC PART 15C 3m HP ANT: 2015433-91280 HORIZONTAL, RBW: 1000.000kHz, VSW: 3.000, 0.000Hz, SMT: Auto</p>	<p>Site Condition: #33CH01-KS, FCC PART 15C 3m HP ANT: 2015433-91280 HORIZONTAL, RBW: 1000.000kHz, VSW: 3.000, 0.000Hz, SMT: Auto</p>
Avg.	<p>Site Condition: #33CH01-KS, FCC PART 15C (AVG) 3m HP ANT: 2015433-91280 HORIZONTAL, RBW: 1000.000kHz, VSW: 3.000, 0.000Hz, SMT: Auto</p>	<p>Site Condition: #33CH01-KS, FCC PART 15C (AVG) 3m HP ANT: 2015433-91280 HORIZONTAL, RBW: 1000.000kHz, VSW: 3.000, 0.000Hz, SMT: Auto</p>



WIFI	2.4GHz 2400~2483.5MHz Band Edge @ 3m	
ANT	802.11n HT20 CH01 2412MHz	
1+2	Vertical	Fundamental
Peak	<p>Site Condition: #33083-K5 FCC PART 15C 3m HP ANT-2412MHz-91280 VERTICAL R01:1000.000000 V01:1.000000 S01:Auto</p>	<p>Site Condition: #33083-K5 FCC PART 15C 3m HP ANT-2412MHz-91280 VERTICAL R01:1000.000000 V01:1.000000 S01:Auto</p>
Avg.	<p>Site Condition: #33083-K5 FCC PART 15C (AVG) 3m HP ANT-2412MHz-91280 VERTICAL R01:1000.000000 V01:1.000000 S01:Auto</p>	<p>Site Condition: #33083-K5 FCC PART 15C (AVG) 3m HP ANT-2412MHz-91280 VERTICAL R01:1000.000000 V01:1.000000 S01:Auto</p>



WIFI	2.4GHz 2400~2483.5MHz Fundamental @ 3m	
ANT	802.11n HT20 CH06 2437MHz	
1+2	Horizontal	Vertical
Peak	 <p>Site Condition: 832M3-KS, FCC PART 15C 3e HP ANT-2915813-91280 HORIZONTAL, R90:1000, R90W90: 150/1300, R90W10: SUT-Auto</p>	 <p>Site Condition: 832M3-KS, FCC PART 15C 3e HP ANT-2915813-91280 VERTICAL, R90:1000, R90W90: 150/1300, R90W10: SUT-Auto</p>
Avg.	 <p>Site Condition: 832M3-KS, FCC PART 15C (AVG) 3e HP ANT-2915813-91280 HORIZONTAL, R90:1000, R90W90: 150/1300, R90W10: SUT-Auto</p>	 <p>Site Condition: 832M3-KS, FCC PART 15C (AVG) 3e HP ANT-2915813-91280 VERTICAL, R90:1000, R90W90: 150/1300, R90W10: SUT-Auto</p>



WIFI	2.4GHz 2400~2483.5MHz Band Edge @ 3m	
ANT	802.11n HT20 CH11 2462MHz	
1+2	Horizontal	Fundamental
Peak	<p>Site Condition: 83CWB3-K5, FCC PART 15C 3m HP ANT: 2015813-91280 HORIZONTAL, RBW: 1000.000000 VSW: 3.000000 SMT: Auto</p>	<p>Site Condition: 83CWB3-K5, FCC PART 15C 3m HP ANT: 2015813-91280 HORIZONTAL, RBW: 1000.000000 VSW: 3.000000 SMT: Auto</p>
Avg.	<p>Site Condition: 83CWB3-K5, FCC PART 15C (Ave) 3m HP ANT: 2015813-91280 HORIZONTAL, RBW: 1000.000000 VSW: 1.000000 SMT: Auto</p>	<p>Site Condition: 83CWB3-K5, FCC PART 15C (Ave) 3m HP ANT: 2015813-91280 HORIZONTAL, RBW: 1000.000000 VSW: 1.000000 SMT: Auto</p>



WIFI	2.4GHz 2400~2483.5MHz Band Edge @ 3m	
ANT	802.11n HT20 CH11 2462MHz	
1+2	Vertical	Fundamental
Peak	<p>Site Condition: 83C8D3-K5 FCC PART 15C 3m HP ANT-2815A13-91280 VERTICAL ISM:1000.000MHz VSU:1.000MHz SMT:Auto</p>	<p>Site Condition: 83C8D3-K5 FCC PART 15C 3m HP ANT-2815A13-91280 VERTICAL ISM:1000.000MHz VSU:1.000MHz SMT:Auto</p>
Avg.	<p>Site Condition: 83C8D3-K5 FCC PART 15C (AVG) 3m HP ANT-2815A13-91280 VERTICAL ISM:1000.000MHz VSU:1.000MHz SMT:Auto</p>	<p>Site Condition: 83C8D3-K5 FCC PART 15C (AVG) 3m HP ANT-2815A13-91280 VERTICAL ISM:1000.000MHz VSU:1.000MHz SMT:Auto</p>



2.4GHz 2400~2483.5MHz
WIFI 802.11n HT40 (Band Edge @ 3m)

WIFI	2.4GHz 2400~2483.5MHz Band Edge @ 3m	
ANT	802.11n HT40 CH03 2422MHz	
1+2	Horizontal	Fundamental
Peak	<p>Site Condition: #3CWB3-K3, FCC PART 15C 3m HP ANT-2815813-91280 HORIZONTAL, RBW:1000.0000Hz, VSW:1.0000Hz, SMT:Auto</p>	<p>Site Condition: #3CWB3-K3, FCC PART 15C 3m HP ANT-2815813-91280 HORIZONTAL, RBW:1000.0000Hz, VSW:1.0000Hz, SMT:Auto</p>
Avg.	<p>Site Condition: #3CWB3-K3, FCC PART 15C (AVG) 3m HP ANT-2815813-91280 HORIZONTAL, RBW:1000.0000Hz, VSW:1.0000Hz, SMT:Auto</p>	<p>Site Condition: #3CWB3-K3, FCC PART 15C (AVG) 3m HP ANT-2815813-91280 HORIZONTAL, RBW:1000.0000Hz, VSW:1.0000Hz, SMT:Auto</p>



WIFI	2.4GHz 2400~2483.5MHz Band Edge @ 3m	
ANT	802.11n HT40 CH03 2422MHz	
1+2	Horizontal	
Peak	<p>Site Condition : 83C083-KS FCC PART 15C 3m HP ANT: 2435833-91280 HORIZONTAL RES: 1000.000KHZ SW: 3000.000KHZ SMT Auto</p>	
Avg.	<p>Site Condition : 83C083-KS FCC PART 15C (AVG) 3m HP ANT: 2435833-91280 HORIZONTAL RES: 1000.000KHZ SW: 3.000KHZ SMT Auto</p>	



WIFI	2.4GHz 2400~2483.5MHz Band Edge @ 3m	
ANT	802.11n HT40 CH03 2422MHz	
1+2	Vertical	Fundamental
Peak	<p>Site Condition: #3CWB3-K5, FCC PART 15C 3m HP ANT: 2815813-91280 VERTICAL, #BW: 1000.000000, VSW: 2.000000, SWT: Auto</p>	<p>Site Condition: #3CWB3-K5, FCC PART 15C 3m HP ANT: 2815813-91280 VERTICAL, #BW: 1000.000000, VSW: 2.000000, SWT: Auto</p>
Avg.	<p>Site Condition: #3CWB3-K5, FCC PART 15C (AVG) 3m HP ANT: 2815813-91280 VERTICAL, #BW: 1000.000000, VSW: 2.000000, SWT: Auto</p>	<p>Site Condition: #3CWB3-K5, FCC PART 15C (AVG) 3m HP ANT: 2815813-91280 VERTICAL, #BW: 1000.000000, VSW: 2.000000, SWT: Auto</p>



WIFI	2.4GHz 2400~2483.5MHz Band Edge @ 3m	
ANT	802.11n HT40 CH03 2422MHz	
1+2	Vertical	
Peak	<p>Site Condition : #13CH03-E5 : FCC PART 15C 3m HP ANT: 2015413-91280 VERTICAL : RBW: 1000.000000; VBW: 3000.000000; SFT: Auto</p>	
Avg.	<p>Site Condition : #13CH03-E5 : FCC PART 15C (AVG) 3m HP ANT: 2015413-91280 VERTICAL : RBW: 1000.000000; VBW: 1.000000; SFT: Auto</p>	



WIFI	2.4GHz 2400~2483.5MHz Band Edge @ 3m	
ANT	802.11n HT40 CH06 2437MHz	
1+2	Horizontal	Fundamental
Peak	<p>Site Condition: 83CH03-K5, FCC PART 15C 3m HP ANT: 2015013-01280 HORIZONTAL, BW: 1000.000kHz, VM: 3000.000kHz, SMT: Auto</p>	<p>Site Condition: 83CH03-K5, FCC PART 15C 3m HP ANT: 2015013-01280 HORIZONTAL, BW: 1000.000kHz, VM: 3000.000kHz, SMT: Auto</p>
Avg.	<p>Site Condition: 83CH03-K5, FCC PART 15C (AVG) 3m HP ANT: 2015013-01280 HORIZONTAL, BW: 1000.000kHz, VM: 1.000kHz, SMT: Auto</p>	<p>Site Condition: 83CH03-K5, FCC PART 15C (AVG) 3m HP ANT: 2015013-01280 HORIZONTAL, BW: 1000.000kHz, VM: 1.000kHz, SMT: Auto</p>



WIFI	2.4GHz 2400~2483.5MHz Band Edge @ 3m	
ANT	802.11n HT40 CH06 2437MHz	
1+2	Horizontal	
Peak	<p>Site Condition : 03C983-K3 FCC PART 15C 3m HP ANT: 2025813-91280 HORIZONTAL 802.11n HT40 CH06 2437MHz SUT: Auto</p>	
Avg.	<p>Site Condition : 03C983-K3 FCC PART 15C (AVG) 3m HP ANT: 2025813-91280 HORIZONTAL 802.11n HT40 CH06 2437MHz SUT: Auto</p>	



WIFI	2.4GHz 2400~2483.5MHz Band Edge @ 3m	
ANT	802.11n HT40 CH06 2437MHz	
1+2	Vertical	Fundamental
Peak	<p>Site Condition: 83C803-KS, FCC PART 15C 3m HP ANT-2435813-91280 VERTICAL, RBW:1000.000kHz, VSW:1.000kHz, SMT-Auto</p>	<p>Site Condition: 83C803-KS, FCC PART 15C 3m HP ANT-2435813-91280 VERTICAL, RBW:1000.000kHz, VSW:1.000kHz, SMT-Auto</p>
Avg.	<p>Site Condition: 83C803-KS, FCC PART 15C (AVG) 3m HP ANT-2435813-91280 VERTICAL, RBW:1000.000kHz, VSW:1.000kHz, SMT-Auto</p>	<p>Site Condition: 83C803-KS, FCC PART 15C (AVG) 3m HP ANT-2435813-91280 VERTICAL, RBW:1000.000kHz, VSW:1.000kHz, SMT-Auto</p>



WIFI	2.4GHz 2400~2483.5MHz Band Edge @ 3m	
ANT	802.11n HT40 CH06 2437MHz	
1+2	Horizontal	
Peak	<p>Site Condition: #SCN03-ES # FCC PART 15C 3m HP ANT-2437MHz-91200 VERTICAL # RM:1000.0000KHz; VSW:1.0000Hz; SPT:Auto</p>	
Avg.	<p>Site Condition: #SCN03-ES # FCC PART 15C (AVG) 3m HP ANT-2437MHz-91200 VERTICAL # RM:1000.0000KHz; VSW:1.0000Hz; SPT:Auto</p>	



WIFI	2.4GHz 2400~2483.5MHz Band Edge @ 3m	
ANT	802.11n HT40 CH09 2452MHz	
1+2	Horizontal	Fundamental
Peak	<p>Site: 83CWB3-K5 Condition: FCC PART 15C 3m HP ANT-2452MHz-91280 HORIZONTAL RBW:1000.000kHz VBW:3000.000kHz SMT:Auto</p>	<p>Site: 83CWB3-K5 Condition: FCC PART 15C 3m HP ANT-2452MHz-91280 HORIZONTAL RBW:1000.000kHz VBW:3000.000kHz SMT:Auto</p>
Avg.	<p>Site: 83CWB3-K5 Condition: FCC PART 15C (AVG) 3m HP ANT-2452MHz-91280 HORIZONTAL RBW:1000.000kHz VBW:1.000kHz SMT:Auto</p>	<p>Site: 83CWB3-K5 Condition: FCC PART 15C (AVG) 3m HP ANT-2452MHz-91280 HORIZONTAL RBW:1000.000kHz VBW:1.000kHz SMT:Auto</p>



WIFI	2.4GHz 2400~2483.5MHz Band Edge @ 3m	
ANT	802.11n HT40 CH09 2452MHz	
1+2	Horizontal	
Peak	<p>Level (dBuV/m)</p> <p>Frequency (MHz)</p> <p>FCC PART 15C</p> <p>Site: SCH03-KS Condition: FCC PART 15C 3e HP ANT: 2433A13-91280 HORIZONTAL KSM: 1000, 2000V, VM: 3000, 0000Hz, SW: Auto</p>	
Avg.	<p>Level (dBuV/m)</p> <p>Frequency (MHz)</p> <p>FCC PART 15C (Ave)</p> <p>Site: SCH03-KS Condition: FCC PART 15C (Ave) 3e HP ANT: 2433A13-91280 HORIZONTAL KSM: 1000, 2000V, VM: 3000, 0000Hz, SW: Auto</p>	



WIFI	2.4GHz 2400~2483.5MHz Band Edge @ 3m	
ANT	802.11n HT40 CH09 2452MHz	
1+2	Vertical	Fundamental
Peak	<p>Site: 83C8B3-E5 Condition: FCC PART 15C 3m HP ANT-20151313-91280 VERTICAL, RBW: 100K, VBW: 300K, SMT: Auto</p>	<p>Site: 83C8B3-E5 Condition: FCC PART 15C 3m HP ANT-20151313-91280 VERTICAL, RBW: 100K, VBW: 300K, SMT: Auto</p>
Avg.	<p>Site: 83C8B3-E5 Condition: FCC PART 15C (AVG) 3m HP ANT-20151313-91280 VERTICAL, RBW: 100K, VBW: 1.000K, SMT: Auto</p>	<p>Site: 83C8B3-E5 Condition: FCC PART 15C (AVG) 3m HP ANT-20151313-91280 VERTICAL, RBW: 100K, VBW: 1.000K, SMT: Auto</p>



WIFI	2.4GHz 2400~2483.5MHz Band Edge @ 3m	
ANT	802.11n HT40 CH09 2452MHz	
1+2	Vertical	
Peak	<p>Site Condition: 83C103-K5 FCC PART 15C (Peak) in HP ANT-2015113-91280 VERTICAL RBW: 1000.000kHz; VSW: 1.0000kHz; SMT: Auto</p>	
Avg.	<p>Site Condition: 83C103-K5 FCC PART 15C (AVG) in HP ANT-2015113-91280 VERTICAL RBW: 1000.000kHz; VSW: 1.0000kHz; SMT: Auto</p>	



2.4GHz 2400~2483.5MHz
WIFI 802.11b (Harmonic @ 3m)

WIFI	2.4GHz 2400~2483.5MHz Harmonic @ 3m	
ANT	802.11b CH01 2412MHz	
1+2	Horizontal	Vertical
Peak Avg.		

WIFI	2.4GHz 2400~2483.5MHz Harmonic @ 3m	
ANT	802.11b CH06 2437MHz	
1+2	Horizontal	Vertical
Peak Avg.		



WIFI	2.4GHz 2400~2483.5MHz Harmonic @ 3m	
ANT	802.11b CH11 2462MHz	
1+2	Horizontal	Vertical
Peak Avg.	<p>Site Condition: 802.11b-ES, FCC PART 15C 3m HP ANT-2462MHz-91280 HORIZONTAL, RBW:1000.000kHz, VBW:3000.000kHz, SMT-Auto</p>	<p>Site Condition: 802.11b-ES, FCC PART 15C 3m HP ANT-2462MHz-91280 VERTICAL, RBW:1000.000kHz, VBW:3000.000kHz, SMT-Auto</p>

2.4GHz 2400~2483.5MHz
WIFI 802.11g (Harmonic @ 3m)

WIFI	2.4GHz 2400~2483.5MHz Harmonic @ 3m	
ANT	802.11g CH01 2412MHz	
1+2	Horizontal	Vertical
Peak Avg.	<p>Site Condition: 802.11g-ES, FCC PART 15C 3m HP ANT-2412MHz-91280 HORIZONTAL, RBW:1000.000kHz, VBW:3000.000kHz, SMT-Auto</p>	<p>Site Condition: 802.11g-ES, FCC PART 15C 3m HP ANT-2412MHz-91280 VERTICAL, RBW:1000.000kHz, VBW:3000.000kHz, SMT-Auto</p>



WIFI	2.4GHz 2400~2483.5MHz Harmonic @ 3m	
ANT	802.11g CH02 2417MHz	
1+2	Horizontal	Vertical
Peak Avg.	<p>Site Condition: RSCW03-KS, FCC PART 15C 3m HP ANT-2015813-91200 HORIZONTAL, R04-1000-000000 V04-3000-000000 SUT-Auto</p>	<p>Site Condition: RSCW03-KS, FCC PART 15C 3m HP ANT-2015813-91200 VERTICAL, R04-1000-000000 V04-3000-000000 SUT-Auto</p>

WIFI	2.4GHz 2400~2483.5MHz Harmonic @ 3m	
ANT	802.11g CH06 2437MHz	
1+2	Horizontal	Vertical
Peak Avg.	<p>Site Condition: RSCW03-KS, FCC PART 15C 3m HP ANT-2015813-91200 HORIZONTAL, R04-1000-000000 V04-3000-000000 SUT-Auto</p>	<p>Site Condition: RSCW03-KS, FCC PART 15C 3m HP ANT-2015813-91200 VERTICAL, R04-1000-000000 V04-3000-000000 SUT-Auto</p>



WIFI	2.4GHz 2400~2483.5MHz Harmonic @ 3m	
ANT	802.11g CH10 2457MHz	
1+2	Horizontal	Vertical
Peak Avg.	<p>Site Condition: 80211G-ES, FCC PART 15C 3m HP ANT-2415813-91280 HORIZONTAL, RBW:1000.000kHz, VBW:3000.000kHz, SMT:Auto</p>	<p>Site Condition: 80211G-ES, FCC PART 15C 3m HP ANT-2415813-91280 VERTICAL, RBW:1000.000kHz, VBW:3000.000kHz, SMT:Auto</p>

WIFI	2.4GHz 2400~2483.5MHz Harmonic @ 3m	
ANT	802.11g CH11 2462MHz	
1+2	Horizontal	Vertical
Peak Avg.	<p>Site Condition: 80211G-ES, FCC PART 15C 3m HP ANT-2415813-91280 HORIZONTAL, RBW:1000.000kHz, VBW:3000.000kHz, SMT:Auto</p>	<p>Site Condition: 80211G-ES, FCC PART 15C 3m HP ANT-2415813-91280 VERTICAL, RBW:1000.000kHz, VBW:3000.000kHz, SMT:Auto</p>



2.4GHz 2400~2483.5MHz
WIFI 802.11n HT20 (Harmonic @ 3m)

WIFI	2.4GHz 2400~2483.5MHz Harmonic @ 3m	
ANT	802.11n HT20 CH01 2412MHz	
1+2	Horizontal	Vertical
Peak Avg.		

WIFI	2.4GHz 2400~2483.5MHz Harmonic @ 3m	
ANT	802.11n HT20 CH06 2437MHz	
1+2	Horizontal	Vertical
Peak Avg.		



WIFI	2.4GHz 2400~2483.5MHz Harmonic @ 3m	
ANT	802.11n HT20 CH11 2462MHz	
1+2	Horizontal	Vertical
Peak Avg.	<p>Site Condition: 802.11n HT20 CH11 2462MHz HORIZONTAL FCC PART 15C 3m HP ANT-2015813-91280 HORIZONTAL RBW:1000.000KHz VBW:3000.000KHz SMT:Auto</p>	<p>Site Condition: 802.11n HT20 CH11 2462MHz VERTICAL FCC PART 15C 3m HP ANT-2015813-91280 VERTICAL RBW:1000.000KHz VBW:3000.000KHz SMT:Auto</p>

2.4GHz 2400~2483.5MHz

WIFI 802.11n HT40 (Harmonic @ 3m)

WIFI	2.4GHz 2400~2483.5MHz Harmonic @ 3m	
ANT	802.11n HT40 CH03 2422MHz	
1+2	Horizontal	Vertical
Peak Avg.	<p>Site Condition: 802.11n HT40 CH03 2422MHz HORIZONTAL FCC PART 15C 3m HP ANT-2015813-91280 HORIZONTAL RBW:1000.000KHz VBW:3000.000KHz SMT:Auto</p>	<p>Site Condition: 802.11n HT40 CH03 2422MHz VERTICAL FCC PART 15C 3m HP ANT-2015813-91280 VERTICAL RBW:1000.000KHz VBW:3000.000KHz SMT:Auto</p>



WIFI	2.4GHz 2400~2483.5MHz Harmonic @ 3m	
ANT	802.11n HT40 CH06 2437MHz	
1+2	Horizontal	Vertical
Peak Avg.	<p>Site Condition: #3CH03-K5 FCC PART 15C 3m HP ANT-2015813-91280 HORIZONTAL RSN:1000,0000Hz VSW:3000,0000Hz SMT:Auto</p>	<p>Site Condition: #3CH03-K5 FCC PART 15C 3m HP ANT-2015813-91280 VERTICAL RSN:1000,0000Hz VSW:3000,0000Hz SMT:Auto</p>

WIFI	2.4GHz 2400~2483.5MHz Harmonic @ 3m	
ANT	802.11n HT40 CH09 2452MHz	
1+2	Horizontal	Vertical
Peak Avg.	<p>Site Condition: #3CH03-K5 FCC PART 15C 3m HP ANT-2015813-91280 HORIZONTAL RSN:1000,0000Hz VSW:3000,0000Hz SMT:Auto</p>	<p>Site Condition: #3CH03-K5 FCC PART 15C 3m HP ANT-2015813-91280 VERTICAL RSN:1000,0000Hz VSW:3000,0000Hz SMT:Auto</p>



Emission below 1GHz
2.4GHz WIFI 802.11n HT40 (LF)

Table with 3 columns: WIFI (2.4GHz 2400~2483.5MHz), ANT (802.11n HT40 LF), and 1+2 (Horizontal/Vertical). The bottom row shows QP/Peak results with two spectral plots: Horizontal and Vertical. Both plots show Level (dBuV/m) vs Frequency (MHz) with FCC Part 15C limits.



For Sample 3 with Adapter

2.4GHz 2400~2483.5MHz
WIFI 802.11b (Band Edge @ 3m)

WIFI	2.4GHz 2400~2483.5MHz Band Edge @ 3m	
ANT	802.11b CH01 2412MHz	
1+2	Horizontal	Fundamental
Peak	<p>Site Condition: 83CWB3-KS, FCC PART 15C 3m HF ANT-2815413-91280 HORIZONTAL, RSH-1000-00001C VSWR-3000-00001C SMT-Auto</p>	<p>Site Condition: 83CWB3-KS, FCC PART 15C 3m HF ANT-2815413-91280 HORIZONTAL, RSH-1000-00001C VSWR-3000-00001C SMT-Auto</p>
Avg.	<p>Site Condition: 83CWB3-KS, FCC PART 15C (AVG) 3m HF ANT-2815413-91280 HORIZONTAL, RSH-1000-00001C VSWR-3000-00001C SMT-Auto</p>	<p>Site Condition: 83CWB3-KS, FCC PART 15C (AVG) 3m HF ANT-2815413-91280 HORIZONTAL, RSH-1000-00001C VSWR-3000-00001C SMT-Auto</p>



WIFI	2.4GHz 2400~2483.5MHz Band Edge @ 3m	
ANT	802.11b CH01 2412MHz	
1+2	Vertical	Fundamental
Peak	<p>Site Condition: #3CWB3-K5, FCC PART 15C 3m HP ANT: 2015813-91280 VERTICAL, RBW: 1000.000kHz, VSW: 3.000, SMT: Auto</p>	<p>Site Condition: #3CWB3-K5, FCC PART 15C 3m HP ANT: 2015813-91280 VERTICAL, RBW: 1000.000kHz, VSW: 3.000, SMT: Auto</p>
Avg.	<p>Site Condition: #3CWB3-K5, FCC PART 15C (AVG) 3m HP ANT: 2015813-91280 VERTICAL, RBW: 1000.000kHz, VSW: 0.018kHz, SMT: Auto</p>	<p>Site Condition: #3CWB3-K5, FCC PART 15C (AVG) 3m HP ANT: 2015813-91280 VERTICAL, RBW: 1000.000kHz, VSW: 0.018kHz, SMT: Auto</p>



WIFI	2.4GHz 2400~2483.5MHz Fundamental @ 3m	
ANT	802.11b CH06 2437MHz	
1+2	Horizontal	Vertical
Peak	<p>Site Condition: 832083-K5 FCC PART 15C 3m HP ANT-2437MHz-91280 HORIZONTAL RBW:1000.000kHz VBW:3000.000kHz SMT:Auto</p>	<p>Site Condition: 832083-K5 FCC PART 15C 3m HP ANT-2437MHz-91280 VERTICAL RBW:1000.000kHz VBW:3000.000kHz SMT:Auto</p>
Avg.	<p>Site Condition: 832083-K5 FCC PART 15C (AVG) 3m HP ANT-2437MHz-91280 HORIZONTAL RBW:1000.000kHz VBW:9.050kHz SMT:Auto</p>	<p>Site Condition: 832083-K5 FCC PART 15C (AVG) 3m HP ANT-2437MHz-91280 VERTICAL RBW:1000.000kHz VBW:9.050kHz SMT:Auto</p>



WIFI	2.4GHz 2400~2483.5MHz Band Edge @ 3m	
ANT	802.11b CH11 2462MHz	
1+2	Horizontal	Fundamental
Peak	<p>Site: 802.11b-ES Condition: FCC PART 15C 3m HF ANT-2015813-91280 HORIZONTAL RIS: 100W, 8000Hz, VSU: 3000, 8000Hz, SMT: AUTO</p>	<p>Site: 802.11b-ES Condition: FCC PART 15C 3m HF ANT-2015813-91280 HORIZONTAL RIS: 100W, 8000Hz, VSU: 3000, 8000Hz, SMT: AUTO</p>
Avg.	<p>Site: 802.11b-ES Condition: FCC PART 15C (AVG) 3m HF ANT-2015813-91280 HORIZONTAL RIS: 100W, 8000Hz, VSU: 8, 8000Hz, SMT: AUTO</p>	<p>Site: 802.11b-ES Condition: FCC PART 15C (AVG) 3m HF ANT-2015813-91280 HORIZONTAL RIS: 100W, 8000Hz, VSU: 8, 8000Hz, SMT: AUTO</p>



WIFI	2.4GHz 2400~2483.5MHz Band Edge @ 3m	
ANT	802.11b CH11 2462MHz	
1+2	Vertical	Fundamental
Peak	<p>Site Condition 80211b-ES FCC PART 15C 3m HP ANT-2815813-91280 VERTICAL RBW:1000.000kHz VBW:3000.000kHz SMT:Auto</p>	<p>Site Condition 80211b-ES FCC PART 15C 3m HP ANT-2815813-91280 VERTICAL RBW:1000.000kHz VBW:3000.000kHz SMT:Auto</p>
Avg.	<p>Site Condition 80211b-ES FCC PART 15C (AVG) 3m HP ANT-2815813-91280 VERTICAL RBW:1000.000kHz VBW:0.050kHz SMT:Auto</p>	<p>Site Condition 80211b-ES FCC PART 15C (AVG) 3m HP ANT-2815813-91280 VERTICAL RBW:1000.000kHz VBW:0.050kHz SMT:Auto</p>



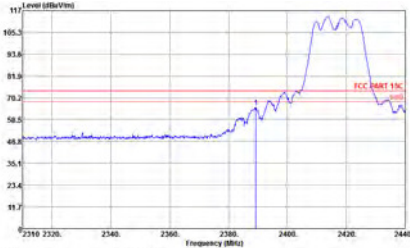
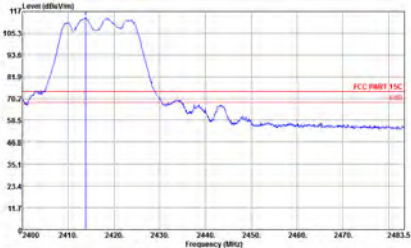
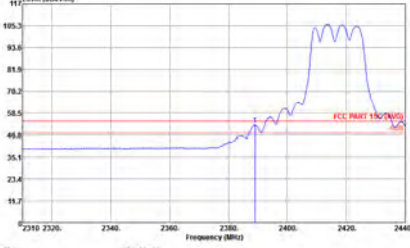
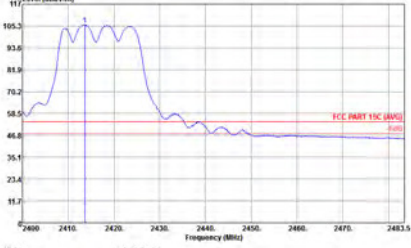
2.4GHz 2400~2483.5MHz
WIFI 802.11g (Band Edge @ 3m)

WIFI	2.4GHz 2400~2483.5MHz Band Edge @ 3m	
ANT	802.11g CH01 2412MHz	
1+2	Horizontal	Fundamental
Peak	<p>Site Condition: 83CMB3-K3, FCC PART 15C 3m HP ANT-2415813-91280 HORIZONTAL, RBW:1000.000kHz, VSW:1.000kHz, SMT:Auto</p>	<p>Site Condition: 83CMB3-K3, FCC PART 15C 3m HP ANT-2415813-91280 HORIZONTAL, RBW:1000.000kHz, VSW:1.000kHz, SMT:Auto</p>
Avg.	<p>Site Condition: 83CMB3-K3, FCC PART 15C (AVG) 3m HP ANT-2415813-91280 HORIZONTAL, RBW:1000.000kHz, VSW:1.000kHz, SMT:Auto</p>	<p>Site Condition: 83CMB3-K3, FCC PART 15C (AVG) 3m HP ANT-2415813-91280 HORIZONTAL, RBW:1000.000kHz, VSW:1.000kHz, SMT:Auto</p>



WIFI	2.4GHz 2400~2483.5MHz Band Edge @ 3m	
ANT	802.11g CH01 2412MHz	
1+2	Vertical	Fundamental
Peak	<p>Site Condition: 83CMB3-K5, FCC PART 15C 3m HP ANT-2412MHz-91280 VERTICAL, RBW:1000.000kHz, VSW:1.0000Hz, SMT:Auto</p>	<p>Site Condition: 83CMB3-K5, FCC PART 15C 3m HP ANT-2412MHz-91280 VERTICAL, RBW:1000.000kHz, VSW:1.0000Hz, SMT:Auto</p>
Avg.	<p>Site Condition: 83CMB3-K5, FCC PART 15C (AVG) 3m HP ANT-2412MHz-91280 VERTICAL, RBW:1000.000kHz, VSW:1.0000Hz, SMT:Auto</p>	<p>Site Condition: 83CMB3-K5, FCC PART 15C (AVG) 3m HP ANT-2412MHz-91280 VERTICAL, RBW:1000.000kHz, VSW:1.0000Hz, SMT:Auto</p>

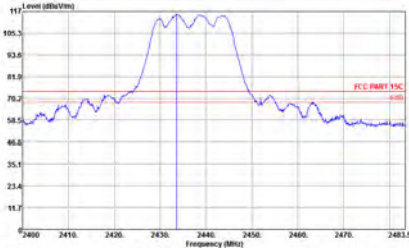
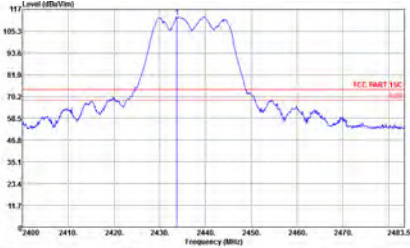
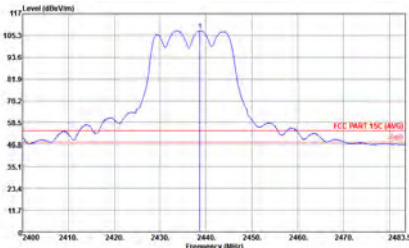
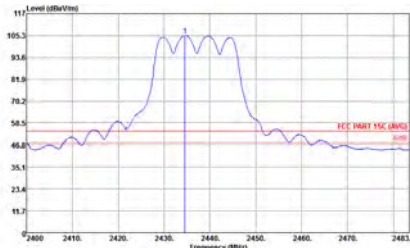


WIFI	2.4GHz 2400~2483.5MHz Band Edge @ 3m	
ANT	802.11g CH02 2417MHz	
1+2	Horizontal	Fundamental
Peak	 <p>Site Condition: 83C803-KS, FCC PART 15C 3m HP ANT-2415813-91280 HORIZONTAL, RBW:1000.000KHz, VBW:3000.000KHz, SMT:Auto</p>	 <p>Site Condition: 83C803-KS, FCC PART 15C 3m HP ANT-2415813-91280 HORIZONTAL, RBW:1000.000KHz, VBW:3000.000KHz, SMT:Auto</p>
Avg.	 <p>Site Condition: 83C803-KS, FCC PART 15C (AVG) 3m HP ANT-2415813-91280 HORIZONTAL, RBW:1000.000KHz, VBW:1.000KHz, SMT:Auto</p>	 <p>Site Condition: 83C803-KS, FCC PART 15C (AVG) 3m HP ANT-2415813-91280 HORIZONTAL, RBW:1000.000KHz, VBW:1.000KHz, SMT:Auto</p>



WIFI	2.4GHz 2400~2483.5MHz Band Edge @ 3m	
ANT	802.11g CH02 2417MHz	
1+2	Vertical	Fundamental
Peak	<p>Site Condition: RICH03-KS, FCC PART 15C 3m HP ANT-2015033-91200 VERTICAL, RBW:1000.000KHz, VBW:3000.000KHz, SMT:Auto</p>	<p>Site Condition: RICH03-KS, FCC PART 15C 3m HP ANT-2015033-91200 VERTICAL, RBW:1000.000KHz, VBW:3000.000KHz, SMT:Auto</p>
Avg.	<p>Site Condition: RICH03-KS, FCC PART 15C (AVG) 3m HP ANT-2015033-91200 VERTICAL, RBW:1000.000KHz, VBW:3.000KHz, SMT:Auto</p>	<p>Site Condition: RICH03-KS, FCC PART 15C (AVG) 3m HP ANT-2015033-91200 VERTICAL, RBW:1000.000KHz, VBW:3.000KHz, SMT:Auto</p>



WIFI	2.4GHz 2400~2483.5MHz Fundamental @ 3m	
ANT	802.11g CH06 2437MHz	
1+2	Horizontal	Vertical
Peak	 <p>Site Condition: #3CH03-E5, FCC PART 15C 3m HP ANT-2015813-91280 HORIZONTAL, RBW:1000.000kHz, VBW:3000.000kHz, SFT:Auto</p>	 <p>Site Condition: #3CH03-E5, FCC PART 15C 3m HP ANT-2015813-91280 VERTICAL, RBW:1000.000kHz, VBW:3000.000kHz, SFT:Auto</p>
Avg.	 <p>Site Condition: #3CH03-E5, FCC PART 15C (AVG) 3m HP ANT-2015813-91280 HORIZONTAL, RBW:1000.000kHz, VBW:3.000kHz, SFT:Auto</p>	 <p>Site Condition: #3CH03-E5, FCC PART 15C (AVG) 3m HP ANT-2015813-91280 VERTICAL, RBW:1000.000kHz, VBW:3.000kHz, SFT:Auto</p>

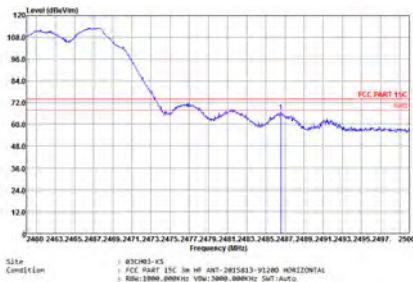

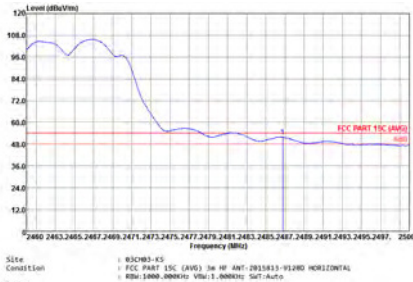
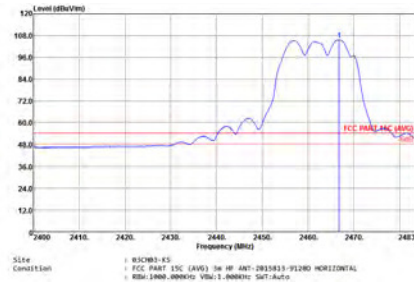


WIFI	2.4GHz 2400~2483.5MHz Band Edge @ 3m	
ANT	802.11g CH10 2457MHz	
1+2	Horizontal	Fundamental
Peak	<p>Site Condition: RICHIE-ES, FCC PART 15C 3m HP ANT-2815813-91280 HORIZONTAL, RBW:1000.000KHz VSW:1.000Hz SFT:Auto</p>	<p>Site Condition: RICHIE-ES, FCC PART 15C 3m HP ANT-2815813-91280 HORIZONTAL, RBW:1000.000KHz VSW:1.000Hz SFT:Auto</p>
Avg.	<p>Site Condition: RICHIE-ES, FCC PART 15C (AVG) 3m HP ANT-2815813-91280 HORIZONTAL, RBW:1000.000KHz VSW:1.000Hz SFT:Auto</p>	<p>Site Condition: RICHIE-ES, FCC PART 15C (AVG) 3m HP ANT-2815813-91280 HORIZONTAL, RBW:1000.000KHz VSW:1.000Hz SFT:Auto</p>



WIFI	2.4GHz 2400~2483.5MHz Band Edge @ 3m	
ANT	802.11g CH10 2457MHz	
1+2	Vertical	Fundamental
Peak	<p>Site: 83C8B3-ES Condition: FCC PART 15C 3m HP ANT-2015813-91280 VERTICAL RBW:1000.000kHz VBW:3000.000kHz SMT:Auto</p>	<p>Site: 83C8B3-ES Condition: FCC PART 15C 3m HP ANT-2015813-91280 VERTICAL RBW:1000.000kHz VBW:3000.000kHz SMT:Auto</p>
Avg.	<p>Site: 83C8B3-ES Condition: FCC PART 15C (AVG) 3m HP ANT-2015813-91280 VERTICAL RBW:1000.000kHz VBW:1.000kHz SMT:Auto</p>	<p>Site: 83C8B3-ES Condition: FCC PART 15C (AVG) 3m HP ANT-2015813-91280 VERTICAL RBW:1000.000kHz VBW:1.000kHz SMT:Auto</p>



WIFI	2.4GHz 2400~2483.5MHz Band Edge @ 3m	
ANT	802.11g CH11 2462MHz	
1+2	Horizontal	Fundamental
Peak	 <p>Site: 03SCH3-KS Condition: FCC PART 15C 3m HP ANT: 2915813-91280 HORIZONTAL RBW: 1000.000kHz VBW: 3000.000kHz SFT: Auto</p>	 <p>Site: 03SCH3-KS Condition: FCC PART 15C 3m HP ANT: 2915813-91280 HORIZONTAL RBW: 1000.000kHz VBW: 3000.000kHz SFT: Auto</p>
Avg.	 <p>Site: 03SCH3-KS Condition: FCC PART 15C (AVG) 3m HP ANT: 2915813-91280 HORIZONTAL RBW: 1000.000kHz VBW: 1.000kHz SFT: Auto</p>	 <p>Site: 03SCH3-KS Condition: FCC PART 15C (AVG) 3m HP ANT: 2915813-91280 HORIZONTAL RBW: 1000.000kHz VBW: 1.000kHz SFT: Auto</p>



WIFI	2.4GHz 2400~2483.5MHz Band Edge @ 3m	
ANT	802.11g CH11 2462MHz	
1+2	Vertical	Fundamental
Peak	<p>Site Condition: #SCH03-KS, FCC PART 15C 3m HP ANT-2815813-91280 VERTICAL, Freq: 1000.000MHz, VSW: 1.000MHz, SWT: Auto</p>	<p>Site Condition: #SCH03-KS, FCC PART 15C 3m HP ANT-2815813-91280 VERTICAL, Freq: 1000.000MHz, VSW: 1.000MHz, SWT: Auto</p>
Avg.	<p>Site Condition: #SCH03-KS, FCC PART 15C (AVG) 3m HP ANT-2815813-91280 VERTICAL, Freq: 1000.000MHz, VSW: 1.000MHz, SWT: Auto</p>	<p>Site Condition: #SCH03-KS, FCC PART 15C (AVG) 3m HP ANT-2815813-91280 VERTICAL, Freq: 1000.000MHz, VSW: 1.000MHz, SWT: Auto</p>



2.4GHz 2400~2483.5MHz

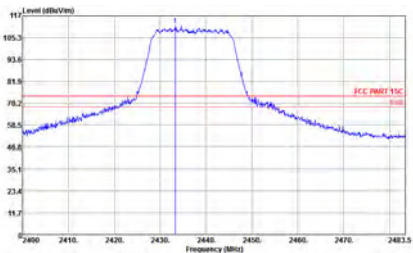
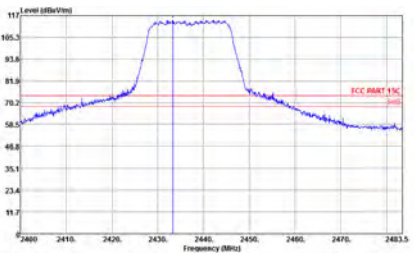
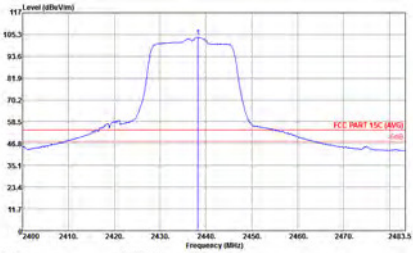
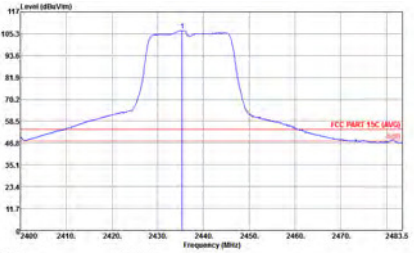
WIFI 802.11n HT20 (Band Edge @ 3m)

WIFI	2.4GHz 2400~2483.5MHz Band Edge @ 3m	
ANT	802.11n HT20 CH01 2412MHz	
1+2	Horizontal	Fundamental
Peak	<p>Site Condition: #SCH03-KS, FCC PART 15C 3m HP ANT-2915813-91280 HORIZONTAL, RBW:1000.000MHz, VSW:1.000Hz, SMT:Auto</p>	<p>Site Condition: #SCH03-KS, FCC PART 15C 3m HP ANT-2915813-91280 HORIZONTAL, RBW:1000.000MHz, VSW:1.000Hz, SMT:Auto</p>
Avg.	<p>Site Condition: #SCH03-KS, FCC PART 15C (AVG) 3m HP ANT-2915813-91280 HORIZONTAL, RBW:1000.000MHz, VSW:1.000Hz, SMT:Auto</p>	<p>Site Condition: #SCH03-KS, FCC PART 15C (AVG) 3m HP ANT-2915813-91280 HORIZONTAL, RBW:1000.000MHz, VSW:1.000Hz, SMT:Auto</p>



WIFI	2.4GHz 2400~2483.5MHz Band Edge @ 3m	
ANT	802.11n HT20 CH01 2412MHz	
1+2	Vertical	Fundamental
Peak	<p>Site Condition: 83CH03-KS, FCC PART 15C 3m HP ANT-2015813-91200 VERTICAL, KSW-1000-000010 VSW-3000-000010 SUT-Auto</p>	<p>Site Condition: 83CH03-KS, FCC PART 15C 3m HP ANT-2015813-91200 VERTICAL, KSW-1000-000010 VSW-3000-000010 SUT-Auto</p>
Avg.	<p>Site Condition: 83CH03-KS, FCC PART 15C (AVG) 3m HP ANT-2015813-91200 VERTICAL, KSW-1000-000010 VSW-3000-000010 SUT-Auto</p>	<p>Site Condition: 83CH03-KS, FCC PART 15C (AVG) 3m HP ANT-2015813-91200 VERTICAL, KSW-1000-000010 VSW-3000-000010 SUT-Auto</p>



WIFI	2.4GHz 2400~2483.5MHz Fundamental @ 3m	
ANT	802.11n HT20 CH06 2437MHz	
1+2	Horizontal	Vertical
Peak	 <p>Site Condition: 802.11n HT20 CH06 2437MHz Fundamental @ 3m, FCC PART 15C 3m HP ANT-2815813-91280 HORIZONTAL, RBW:1000.000kHz, VSW:3.000, SMT:Auto</p>	 <p>Site Condition: 802.11n HT20 CH06 2437MHz Fundamental @ 3m, FCC PART 15C 3m HP ANT-2815813-91280 VERTICAL, RBW:1000.000kHz, VSW:3.000, SMT:Auto</p>
Avg.	 <p>Site Condition: 802.11n HT20 CH06 2437MHz Fundamental @ 3m, FCC PART 15C (AVG) 3m HP ANT-2815813-91280 HORIZONTAL, RBW:1000.000kHz, VSW:3.000, SMT:Auto</p>	 <p>Site Condition: 802.11n HT20 CH06 2437MHz Fundamental @ 3m, FCC PART 15C (AVG) 3m HP ANT-2815813-91280 VERTICAL, RBW:1000.000kHz, VSW:3.000, SMT:Auto</p>



WIFI	2.4GHz 2400~2483.5MHz Band Edge @ 3m	
ANT	802.11n HT20 CH11 2462MHz	
1+2	Horizontal	Fundamental
Peak	<p>Site: 03CWB3-E5 Condition: FCC PART 15C 3m HP ANT: 2035833-91280 HORIZONTAL RBW: 1000.000kHz VBW: 3000.000kHz SMT: Auto</p>	<p>Site: 03CWB3-E5 Condition: FCC PART 15C 3m HP ANT: 2035833-91280 HORIZONTAL RBW: 1000.000kHz VBW: 3000.000kHz SMT: Auto</p>
Avg.	<p>Site: 03CWB3-E5 Condition: FCC PART 15C (AVG) 3m HP ANT: 2035833-91280 HORIZONTAL RBW: 1000.000kHz VBW: 1.000kHz SMT: Auto</p>	<p>Site: 03CWB3-E5 Condition: FCC PART 15C (AVG) 3m HP ANT: 2035833-91280 HORIZONTAL RBW: 1000.000kHz VBW: 1.000kHz SMT: Auto</p>



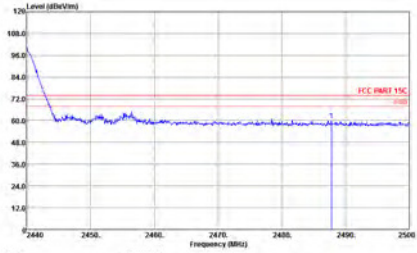
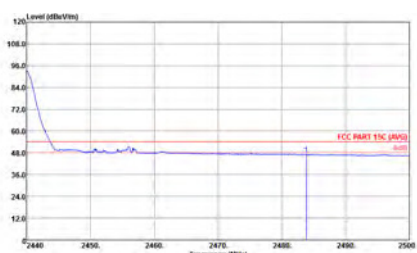
WIFI	2.4GHz 2400~2483.5MHz Band Edge @ 3m	
ANT	802.11n HT20 CH11 2462MHz	
1+2	Vertical	Fundamental
Peak	<p>Level (dBm/5MHz) vs Frequency (MHz) for Vertical polarization. The plot shows a signal between 2450 and 2475 MHz with a peak level of approximately 100 dBm/5MHz. A red horizontal line indicates the FCC Part 15C limit at approximately 70 dBm/5MHz.</p>	<p>Level (dBm/5MHz) vs Frequency (MHz) for Fundamental polarization. The plot shows a signal between 2450 and 2475 MHz with a peak level of approximately 100 dBm/5MHz. A red horizontal line indicates the FCC Part 15C limit at approximately 70 dBm/5MHz.</p>
Avg.	<p>Level (dBm/5MHz) vs Frequency (MHz) for Vertical polarization. The plot shows the average signal level between 2450 and 2475 MHz, with a peak level of approximately 100 dBm/5MHz. A red horizontal line indicates the FCC Part 15C (AVG) limit at approximately 60 dBm/5MHz.</p>	<p>Level (dBm/5MHz) vs Frequency (MHz) for Fundamental polarization. The plot shows the average signal level between 2450 and 2475 MHz, with a peak level of approximately 100 dBm/5MHz. A red horizontal line indicates the FCC Part 15C (AVG) limit at approximately 60 dBm/5MHz.</p>



2.4GHz 2400~2483.5MHz
WIFI 802.11n HT40 (Band Edge @ 3m)

WIFI	2.4GHz 2400~2483.5MHz Band Edge @ 3m	
ANT	802.11n HT40 CH03 2422MHz	
1+2	Horizontal	Fundamental
Peak	<p>Site Condition: 83CMB3-K3, FCC PART 15C 3m HP ANT-2415813-912ND HORIZONTAL, RBW:1000.000kHz, VSW:1.000kHz, SMT:Auto</p>	<p>Site Condition: 83CMB3-K3, FCC PART 15C 3m HP ANT-2415813-912ND HORIZONTAL, RBW:1000.000kHz, VSW:1.000kHz, SMT:Auto</p>
Avg.	<p>Site Condition: 83CMB3-K3, FCC PART 15C (AVG) 3m HP ANT-2415813-912ND HORIZONTAL, RBW:1000.000kHz, VSW:1.000kHz, SMT:Auto</p>	<p>Site Condition: 83CMB3-K3, FCC PART 15C (AVG) 3m HP ANT-2415813-912ND HORIZONTAL, RBW:1000.000kHz, VSW:1.000kHz, SMT:Auto</p>



WIFI	2.4GHz 2400~2483.5MHz Band Edge @ 3m	
ANT	802.11n HT40 CH03 2422MHz	
1+2	Horizontal	
Peak	 <p>Level (dBm)</p> <p>Frequency (MHz)</p> <p>FCC PART 15C</p> <p>802.11n HT40 CH03 2422MHz</p> <p>802.11n HT40 CH03 2422MHz</p> <p>802.11n HT40 CH03 2422MHz</p>	
Avg.	 <p>Level (dBm)</p> <p>Frequency (MHz)</p> <p>FCC PART 15C (AVG)</p> <p>802.11n HT40 CH03 2422MHz</p> <p>802.11n HT40 CH03 2422MHz</p> <p>802.11n HT40 CH03 2422MHz</p>	



WIFI	2.4GHz 2400~2483.5MHz Band Edge @ 3m	
ANT	802.11n HT40 CH03 2422MHz	
1+2	Vertical	Fundamental
Peak	<p>Site Condition: 83CWB3-KS, FCC PART 15C 3m HP ANT-2415813-91280 VERTICAL, RBW:1000.000MHz, VSW:3.000, SMT:Auto</p>	<p>Site Condition: 83CWB3-KS, FCC PART 15C 3m HP ANT-2415813-91280 VERTICAL, RBW:1000.000MHz, VSW:3.000, SMT:Auto</p>
Avg.	<p>Site Condition: 83CWB3-KS, FCC PART 15C (AVG) 3m HP ANT-2415813-91280 VERTICAL, RBW:1000.000MHz, VSW:3.000, SMT:Auto</p>	<p>Site Condition: 83CWB3-KS, FCC PART 15C (AVG) 3m HP ANT-2415813-91280 VERTICAL, RBW:1000.000MHz, VSW:3.000, SMT:Auto</p>



WIFI	2.4GHz 2400~2483.5MHz Band Edge @ 3m	
ANT	802.11n HT40 CH03 2422MHz	
1+2	Vertical	
Peak	<p>Site Condition: #3097-KS FCC PART 15C 3e HF ANT-2413413-91280 VERTICAL R0011900_000000_V00110000000_0071Auto</p>	
Avg.	<p>Site Condition: #3097-KS FCC PART 15C (AVG) 3e HF ANT-2413413-91280 VERTICAL R0011900_000000_V00110000000_0071Auto</p>	



WIFI	2.4GHz 2400~2483.5MHz Band Edge @ 3m	
ANT	802.11n HT40 CH06 2437MHz	
1+2	Horizontal	Fundamental
Peak	<p>Site Condition: 83CWB3-K5, FCC PART 15C 3e HP ANT-2915813-91280 HORIZONTAL, RBW:1000.000Hz, VSW:1.000Hz, SMT:Auto</p>	<p>Site Condition: 83CWB3-K5, FCC PART 15C 3e HP ANT-2915813-91280 HORIZONTAL, RBW:1000.000Hz, VSW:1.000Hz, SMT:Auto</p>
Avg.	<p>Site Condition: 83CWB3-K5, FCC PART 15C (AVG) 3e HP ANT-2915813-91280 HORIZONTAL, RBW:1000.000Hz, VSW:1.000Hz, SMT:Auto</p>	<p>Site Condition: 83CWB3-K5, FCC PART 15C (AVG) 3e HP ANT-2915813-91280 HORIZONTAL, RBW:1000.000Hz, VSW:1.000Hz, SMT:Auto</p>



WIFI	2.4GHz 2400~2483.5MHz Band Edge @ 3m	
ANT	802.11n HT40 CH06 2437MHz	
1+2	Horizontal	
Peak	<p>Site Condition: W3C103-E3 FCC PART 15C 3m HP ANT: 2433813-91280 HORIZONTAL RBW: 1000.000000 VSW: 1.000000 SMT: Auto</p>	
Avg.	<p>Site Condition: W3C103-E3 FCC PART 15C (Ave) 3m HP ANT: 2433813-91280 HORIZONTAL RBW: 1000.000000 VSW: 1.000000 SMT: Auto</p>	



WIFI	2.4GHz 2400~2483.5MHz Band Edge @ 3m	
ANT	802.11n HT40 CH06 2437MHz	
1+2	Vertical	Fundamental
Peak	<p>Site Condition: 812083-K3 FCC PART 15C 3m HP ANT-2415813-91280 VERTICAL RSH:1000.000MHz VSW:1.0000Hz SMT:Auto</p>	<p>Site Condition: 812083-K3 FCC PART 15C 3m HP ANT-2415813-91280 VERTICAL RSH:1000.000MHz VSW:1.0000Hz SMT:Auto</p>
Avg.	<p>Site Condition: 812083-K3 FCC PART 15C (AVG) 3m HP ANT-2415813-91280 VERTICAL RSH:1000.000MHz VSW:1.0000Hz SMT:Auto</p>	<p>Site Condition: 812083-K3 FCC PART 15C (AVG) 3m HP ANT-2415813-91280 VERTICAL RSH:1000.000MHz VSW:1.0000Hz SMT:Auto</p>



WIFI	2.4GHz 2400~2483.5MHz Band Edge @ 3m	
ANT	802.11n HT40 CH06 2437MHz	
1+2	Horizontal	
Peak	<p>Site Condition : : B3CH06-E5 : FCC PART 15C 3m HF ANT-2415813-91280 VERTICAL : RBW:1000.000000 VSW:3.00000000 SMT:Auto</p>	
Avg.	<p>Site Condition : : B3CH06-E5 : FCC PART 15C (AVG) 3m HF ANT-2415813-91280 VERTICAL : RBW:1000.000000 VSW:1.00000000 SMT:Auto</p>	



WIFI	2.4GHz 2400~2483.5MHz Band Edge @ 3m	
ANT	802.11n HT40 CH09 2452MHz	
1+2	Horizontal	Fundamental
Peak	<p>Site: 83CWB3-K3 Condition: FCC PART 15C 3m HP ANT: 20151113-91280 HORIZONTAL RBW: 1000.000kHz VBW: 3000.000kHz SGT: Auto</p>	<p>Site: 83CWB3-K3 Condition: FCC PART 15C 3m HP ANT: 20151113-91280 HORIZONTAL RBW: 1000.000kHz VBW: 3000.000kHz SGT: Auto</p>
Avg.	<p>Site: 83CWB3-K3 Condition: FCC PART 15C (AVG) 3m HP ANT: 20151113-91280 HORIZONTAL RBW: 1000.000kHz VBW: 1.000kHz SGT: Auto</p>	<p>Site: 83CWB3-K3 Condition: FCC PART 15C (AVG) 3m HP ANT: 20151113-91280 HORIZONTAL RBW: 1000.000kHz VBW: 1.000kHz SGT: Auto</p>



WIFI	2.4GHz 2400~2483.5MHz Band Edge @ 3m	
ANT	802.11n HT40 CH09 2452MHz	
1+2	Horizontal	
Peak	<p>Site Condition: 815CH03-K3 FCC PART 15C (M) HP ANT-2015013-01190 HORIZONTAL FREQ:1000.000000Hz VSW:1.000000Hz DUT:Auto</p>	
Avg.	<p>Site Condition: 815CH03-K3 FCC PART 15C (AVG) HP ANT-2015013-01190 HORIZONTAL FREQ:1000.000000Hz VSW:1.000000Hz DUT:Auto</p>	



WIFI	2.4GHz 2400~2483.5MHz Band Edge @ 3m	
ANT	802.11n HT40 CH09 2452MHz	
1+2	Vertical	Fundamental
Peak	<p>Site Condition: #37083-ES, FCC PART 15C 3m HP ANT-2015813-91280 VERTICAL, RBW:1000.000kHz, VSW:3.000, SWR:1.000, SMT:Auto</p>	<p>Site Condition: #37083-ES, FCC PART 15C 3m HP ANT-2015813-91280 VERTICAL, RBW:1000.000kHz, VSW:3.000, SWR:1.000, SMT:Auto</p>
Avg.	<p>Site Condition: #37083-ES, FCC PART 15C (AVG) 3m HP ANT-2015813-91280 VERTICAL, RBW:1000.000kHz, VSW:3.000, SWR:1.000, SMT:Auto</p>	<p>Site Condition: #37083-ES, FCC PART 15C (AVG) 3m HP ANT-2015813-91280 VERTICAL, RBW:1000.000kHz, VSW:3.000, SWR:1.000, SMT:Auto</p>



WIFI	2.4GHz 2400~2483.5MHz Band Edge @ 3m	
ANT	802.11n HT40 CH09 2452MHz	
1+2	Vertical	
Peak	<p>Site Condition: #SCH03-ES # FCC PART 15C 3m HP ANT-2015A13-91280 VERTICAL # 80M 1000.000KHz VSW:1.0000Hz SUT:Auto</p>	
Avg.	<p>Site Condition: #SCH03-ES # FCC PART 15C (AVG) 3m HP ANT-2015A13-91280 VERTICAL # 80M 1000.000KHz VSW:1.0000Hz SUT:Auto</p>	



2.4GHz 2400~2483.5MHz
WIFI 802.11b (Harmonic @ 3m)

WIFI	2.4GHz 2400~2483.5MHz Harmonic @ 3m	
ANT	802.11b CH01 2412MHz	
1+2	Horizontal	Vertical
Peak Avg.		

WIFI	2.4GHz 2400~2483.5MHz Harmonic @ 3m	
ANT	802.11b CH06 2437MHz	
1	Horizontal	Vertical
Peak Avg.		



WIFI	2.4GHz 2400~2483.5MHz Harmonic @ 3m	
ANT	802.11b CH11 2462MHz	
1+2	Horizontal	Vertical
Peak Avg.		

2.4GHz 2400~2483.5MHz
WIFI 802.11g (Harmonic @ 3m)

WIFI	2.4GHz 2400~2483.5MHz Harmonic @ 3m	
ANT	802.11g CH01 2412MHz	
1+2	Horizontal	Vertical
Peak Avg.		



WIFI	2.4GHz 2400~2483.5MHz Harmonic @ 3m	
ANT	802.11g CH02 2417MHz	
1+2	Horizontal	Vertical
Peak Avg.	<p>Site Condition : : #SCH03-ES : FCC PART 15C 3m HP ANT-2815813-91280 HORIZONTAL : RBW:1000.000KHz VSW:3000.000KHz SMT:Auto</p>	<p>Site Condition : : #SCH03-ES : FCC PART 15C 3m HP ANT-2815813-91280 VERTICAL : RBW:1000.000KHz VSW:3000.000KHz SMT:Auto</p>

WIFI	2.4GHz 2400~2483.5MHz Harmonic @ 3m	
ANT	802.11g CH06 2437MHz	
1+2	Horizontal	Vertical
Peak Avg.	<p>Site Condition : : #SCH03-ES : FCC PART 15C 3m HP ANT-2815813-91280 HORIZONTAL : RBW:1000.000KHz VSW:3000.000KHz SMT:Auto</p>	<p>Site Condition : : #SCH03-ES : FCC PART 15C 3m HP ANT-2815813-91280 VERTICAL : RBW:1000.000KHz VSW:3000.000KHz SMT:Auto</p>



WIFI	2.4GHz 2400~2483.5MHz Harmonic @ 3m	
ANT	802.11g CH10 2457MHz	
1+2	Horizontal	Vertical
Peak Avg.		

WIFI	2.4GHz 2400~2483.5MHz Harmonic @ 3m	
ANT	802.11g CH11 2462MHz	
1+2	Horizontal	Vertical
Peak Avg.		



2.4GHz 2400~2483.5MHz

WIFI 802.11n HT20 (Harmonic @ 3m)

WIFI	2.4GHz 2400~2483.5MHz Harmonic @ 3m	
ANT	802.11n HT20 CH01 2412MHz	
1+2	Horizontal	Vertical
Peak Avg.		

WIFI	2.4GHz 2400~2483.5MHz Harmonic @ 3m	
ANT	802.11n HT20 CH06 2437MHz	
1+2	Horizontal	Vertical
Peak Avg.		



WIFI	2.4GHz 2400~2483.5MHz Harmonic @ 3m	
ANT	802.11n HT20 CH11 2462MHz	
1+2	Horizontal	Vertical
Peak Avg.		

2.4GHz 2400~2483.5MHz
WIFI 802.11n HT40 (Harmonic @ 3m)

WIFI	2.4GHz 2400~2483.5MHz Harmonic @ 3m	
ANT	802.11n HT40 CH03 2422MHz	
1+2	Horizontal	Vertical
Peak Avg.		



WIFI	2.4GHz 2400~2483.5MHz Harmonic @ 3m	
ANT	802.11n HT40 CH06 2437MHz	
1+2	Horizontal	Vertical
Peak Avg.		

WIFI	2.4GHz 2400~2483.5MHz Harmonic @ 3m	
ANT	802.11n HT40 CH09 2452MHz	
1+2	Horizontal	Vertical
Peak Avg.		



For Sample 2 with POE Adapter

2.4GHz 2400~2483.5MHz

WIFI 802.11n HT40 (Harmonic @ 3m)

WIFI	2.4GHz 2400~2483.5MHz Band Edge @ 3m	
ANT	802.11n HT40 CH03 2422MHz	
1+2	Horizontal	Fundamental
Peak	<p>Site Condition : 03CH03-K5 : FCC PART 15C 3m HF ANT-2015813-91280 HORIZONTAL : RBW:1000.000KHz VSW:3000.000Hz SMT:Auto</p>	<p>Site Condition : 03CH03-K5 : FCC PART 15C 3m HF ANT-2015813-91280 HORIZONTAL : RBW:1000.000KHz VSW:3000.000Hz SMT:Auto</p>
Avg.	<p>Site Condition : 03CH03-K5 : FCC PART 15C (AVG) 3m HF ANT-2015813-91280 HORIZONTAL : RBW:1000.000KHz VSW:1.000KHz SMT:Auto</p>	<p>Site Condition : 03CH03-K5 : FCC PART 15C (AVG) 3m HF ANT-2015813-91280 HORIZONTAL : RBW:1000.000KHz VSW:1.000KHz SMT:Auto</p>



WIFI	2.4GHz 2400~2483.5MHz Band Edge @ 3m	
ANT	802.11n HT40 CH03 2422MHz	
1+2	Horizontal	
Peak	<p>Site : 03CH03-KS Condition : FCC PART 15C 3m HF ANT-2015813-91200 HORIZONTAL RBW:1000.000kHz VBW:3000.000kHz SMT:Auto</p>	
Avg.	<p>Site : 03CH03-KS Condition : FCC PART 15C (AVG) 3m HF ANT-2015813-91200 HORIZONTAL RBW:1000.000kHz VBW:1.000kHz SMT:Auto</p>	



WIFI	2.4GHz 2400~2483.5MHz Band Edge @ 3m	
ANT	802.11n HT40 CH03 2422MHz	
1+2	Vertical	Fundamental
Peak	<p>Site : 03CH03-KS Condition : FCC PART 15C 3m HF ANT-2015813-91200 VERTICAL RBW:1000.000KHz VBW:3000.000KHz SMT:Auto</p>	<p>Site : 03CH03-KS Condition : FCC PART 15C 3m HF ANT-2015813-91200 VERTICAL RBW:1000.000KHz VBW:3000.000KHz SMT:Auto</p>
Avg.	<p>Site : 03CH03-KS Condition : FCC PART 15C (AVG) 3m HF ANT-2015813-91200 VERTICAL RBW:1000.000KHz VBW:1.000KHz SMT:Auto</p>	<p>Site : 03CH03-KS Condition : FCC PART 15C (AVG) 3m HF ANT-2015813-91200 VERTICAL RBW:1000.000KHz VBW:1.000KHz SMT:Auto</p>



WIFI	2.4GHz 2400~2483.5MHz Band Edge @ 3m	
ANT	802.11n HT40 CH03 2422MHz	
1+2	Vertical	
Peak	<p>Site : 03CH03-KS Condition : FCC PART 15C 3m HF ANT-2015813-912ND VERTICAL RBW:1000.000KHZ VBW:3000.000KHZ SMT:Auto</p>	
Avg.	<p>Site : 03CH03-KS Condition : FCC PART 15C (AVG) 3m HF ANT-2015813-912ND VERTICAL RBW:1000.000KHZ VBW:3.000KHZ SMT:Auto</p>	



2.4GHz 2400~2483.5MHz
WIFI 802.11n HT40 (Harmonic @ 3m)

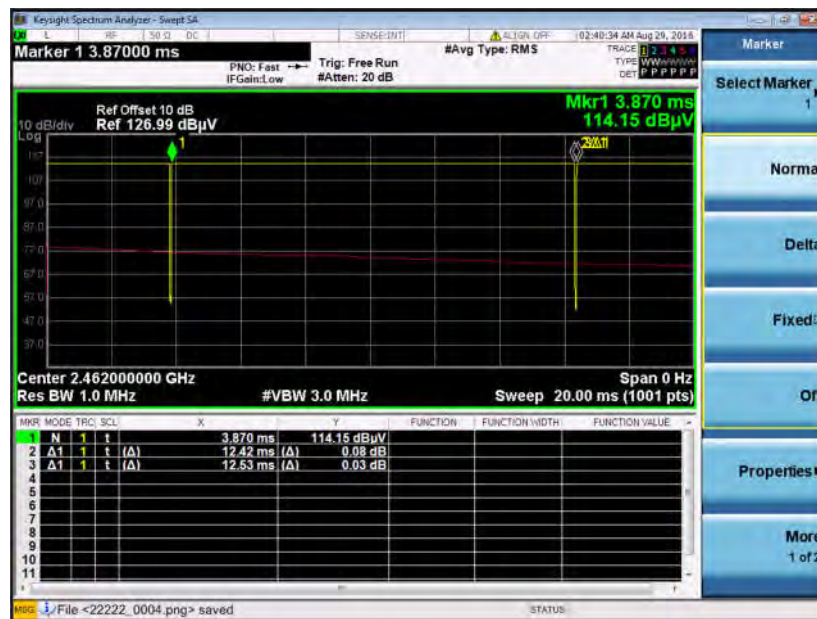
WIFI	2.4GHz 2400~2483.5MHz Harmonic @ 3m	
ANT	802.11n HT40 CH03 2422MHz	
1+2	Horizontal	Vertical
Peak Avg.	<p>Site Condition : 03CH03-KS : FCC PART 15C 3m HF ANT-2015813-91280 HORIZONTAL : RBW:1000.000KHz VBW:3000.000KHz SMT:Auto</p>	<p>Site Condition : 03CH03-KS : FCC PART 15C 3m HF ANT-2015813-91280 VERTICAL : RBW:1000.000KHz VBW:3000.000KHz SMT:Auto</p>

Appendix D. Duty Cycle Plots

For Sample1

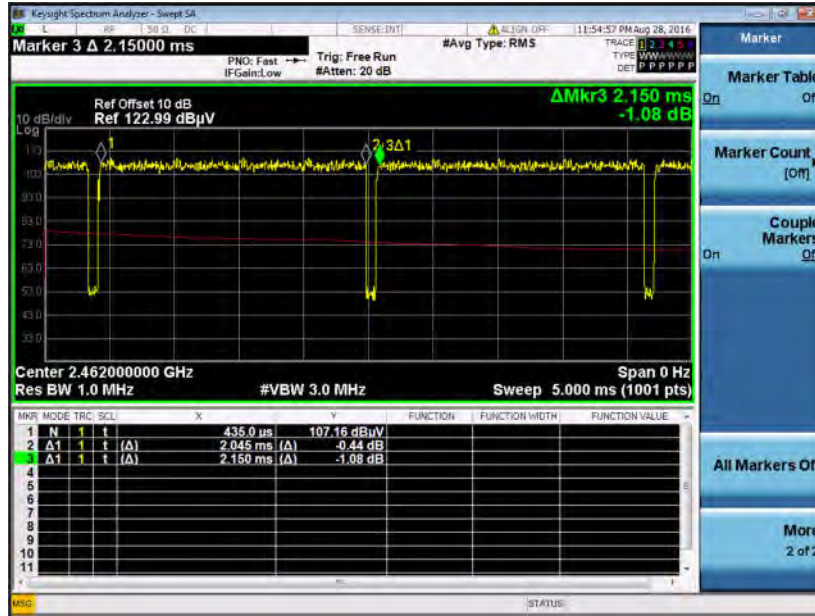
Antenna	Band	Duty Cycle(%)	T(ms)	1/T(kHz)	VBW Setting
1+2	802.11b	99.12	-	-	10Hz
1+2	802.11g	95.12	2.045	0.489	1kHz
1+2	802.11n HT20	84.64	1.747	0.572	1kHz
1+2	802.11n HT40	84.50	1.690	0.592	1kHz

802.11b Antenna 1+2

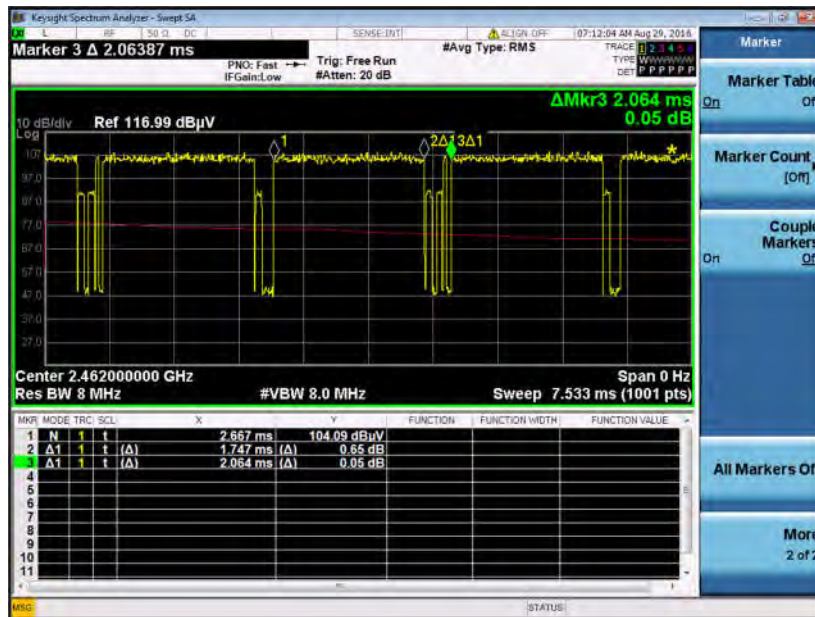




802.11g Antenna 1+2



802.11n HT20 Antenna 1+2





802.11n HT40 Antenna 1+2

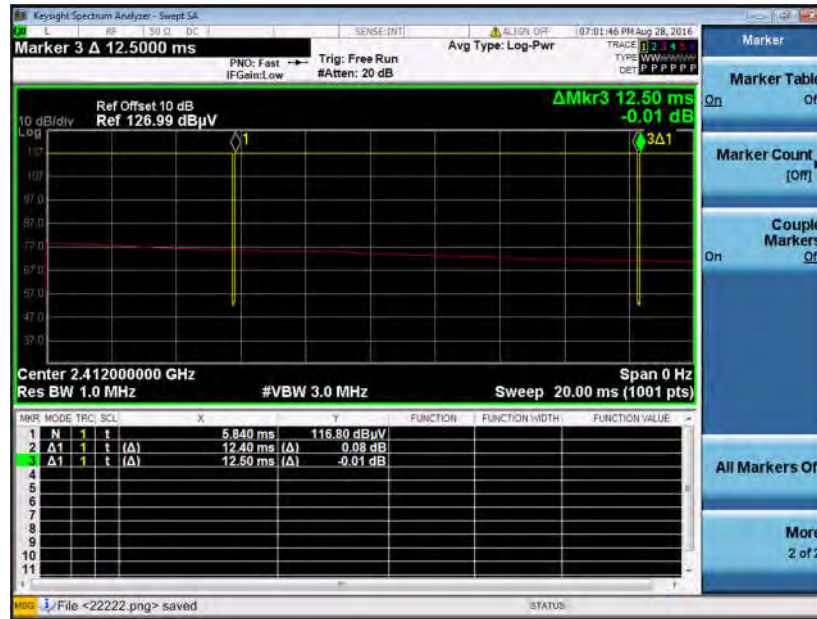




For Sample2

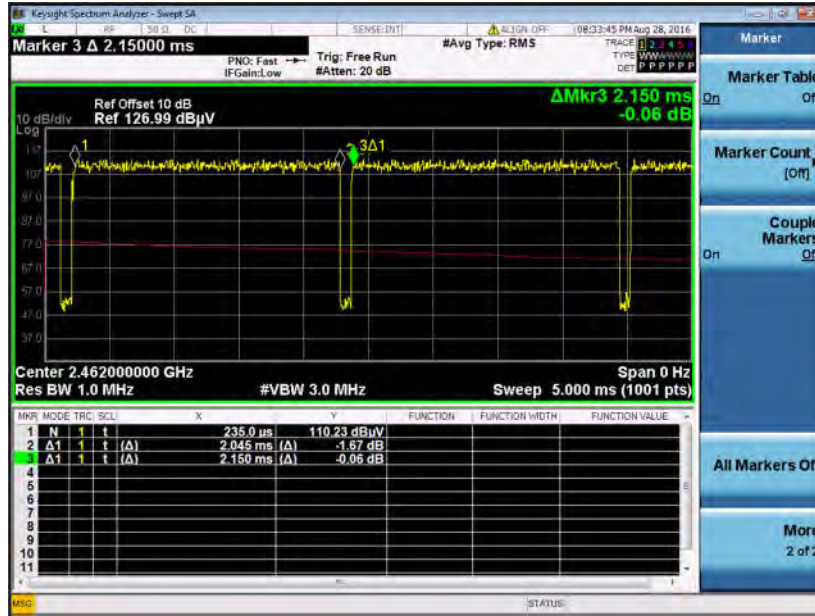
Antenna	Band	Duty Cycle(%)	T(ms)	1/T(kHz)	VBW Setting
1+2	802.11b	99.20	-	-	10Hz
1+2	802.11g	95.12	2.045	0.489	1kHz
1+2	802.11n HT20	90.98	1.755	0.570	1KHz
1+2	802.11n HT40	82.38	1.866	0.536	1KHz

802.11b Antenna 1+2

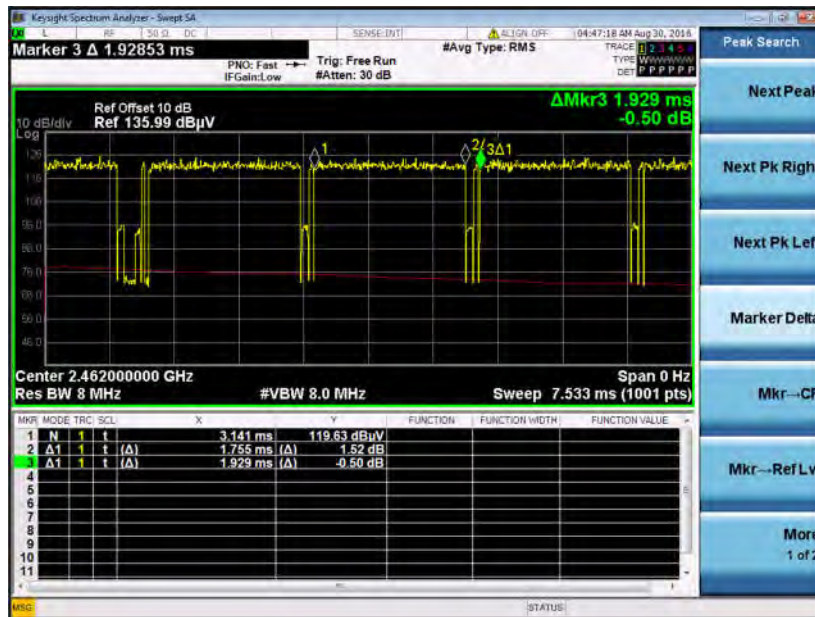




802.11g Antenna 1+2



802.11n HT20 Antenna 1+2





802.11n HT40 Antenna 1+2

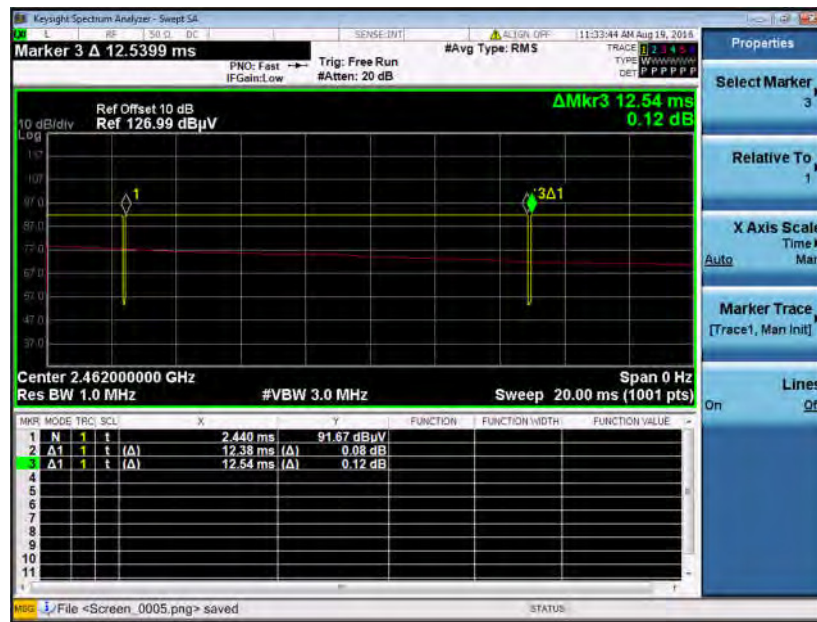




For Sample3

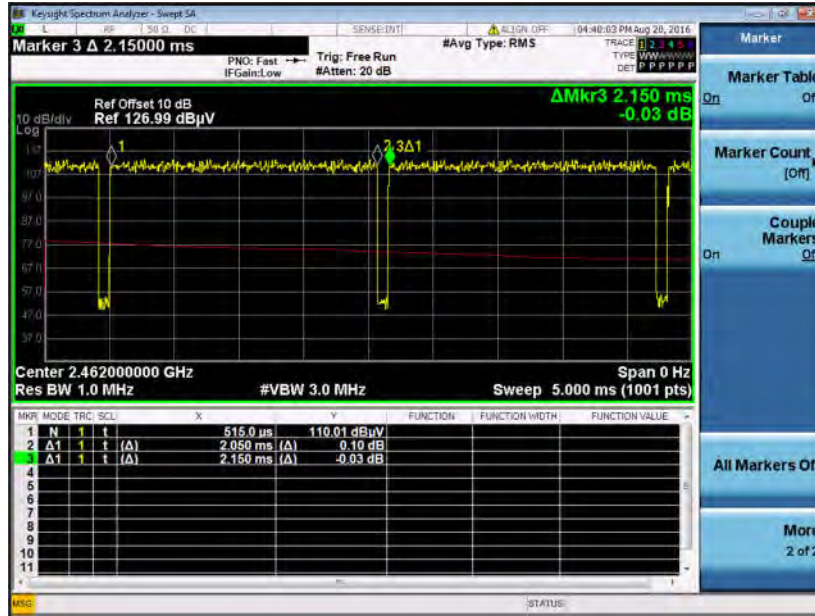
Antenna	Band	Duty Cycle(%)	T(ms)	1/T(kHz)	VBW Setting
1+2	802.11b	98.72	-	-	10Hz
1+2	802.11g	95.35	2.050	0.488	1kHz
1+2	802.11n HT20	81.78	1.750	0.571	1KHz
1+2	802.11n HT40	81.84	1.645	0.608	1KHz

802.11b Antenna 1+2

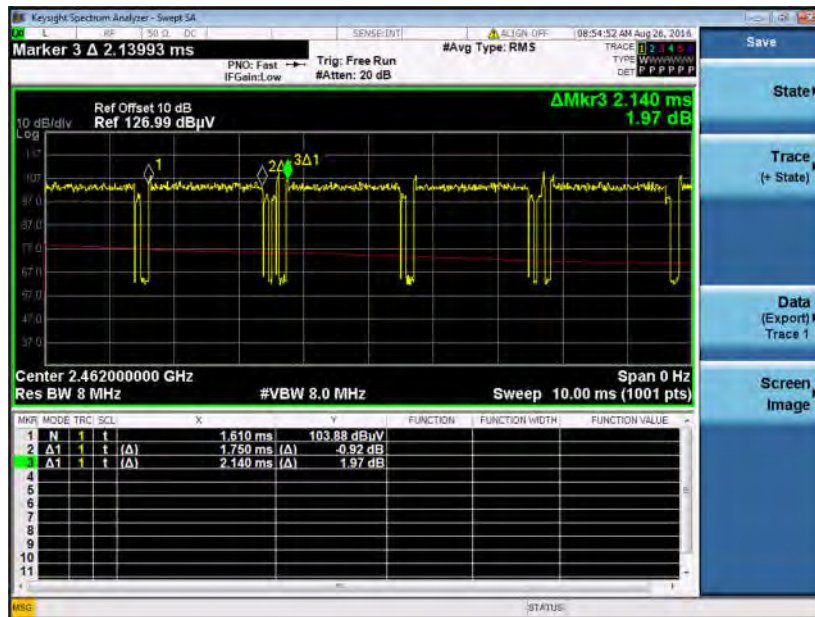




802.11g Antenna 1+2



802.11n HT20 Antenna 1+2





802.11n HT40 Antenna 1+2

