

Appendix E. Setup Photographs

<Conducted>



<Conducted Emission>


Mode 3




<Radiated Emission>

Y Plane For Sample 1 with Adapter

LF




HF




Y Plane For Sample 2 with Adapter

LF




HF




Y Plane For Sample 3 with Adapter

LF




HF




X Plane For Sample 3 with Adapter

LF




HF




Z Plane For Sample 3 with Adapter

LF




HF



Y Plane For Sample 2 with POE Adapter

LF



HF

