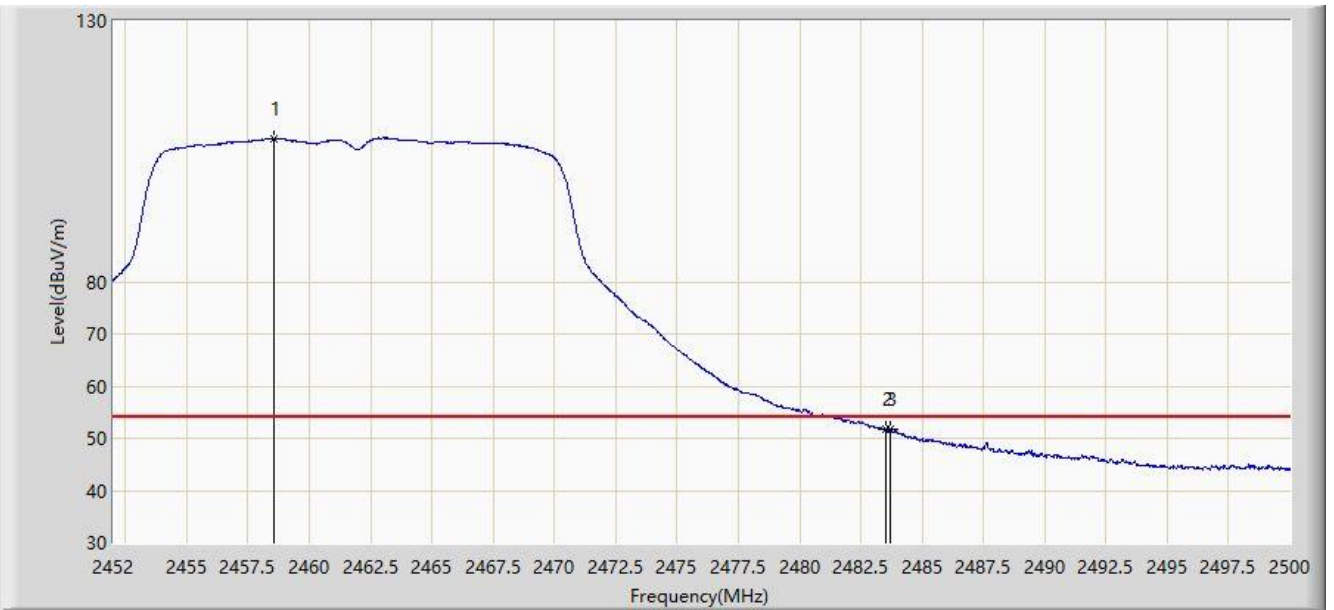


Site: WZ-AC1	Time: 2023/12/21 - 20:42
Limit: FCC_2.4G_RE(3m)	Engineer: Ajin Fan
Probe: BBHA9120D_1167_1-18GHz	Polarity: Horizontal
EUT: ACCESS POINT	Power: By PoE
Test Mode: Transmit by 802.11g at 2462MHz	



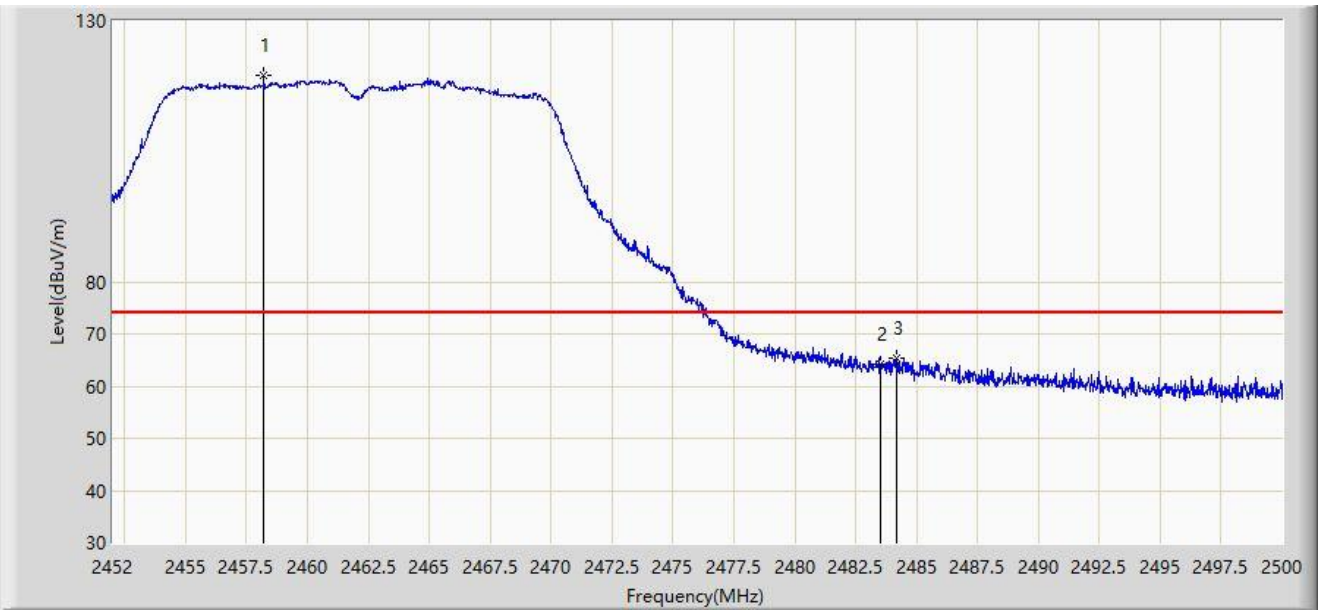
No	Mark	Frequency (MHz)	Measure Level (dBμV/m)	Reading Level (dBμV)	Margin (dB)	Limit (dBμV/m)	Factor (dB/m)	Type
1		2458.552	107.500	76.272	N/A	N/A	31.228	AV
2		2483.500	51.689	20.463	-2.311	54.000	31.226	AV
3	*	2483.680	51.822	20.596	-2.178	54.000	31.226	AV

Note 1: " \* ", means this data is the worst emission level.

Note 2: Measure Level (dBμV/m) = Reading Level (dBμV) + Factor (dB/m).

Note 3: Factor (dB/m) = Cable Loss (dB) + Antenna Factor (dB/m).

Site: WZ-AC1	Time: 2023/12/21 - 20:41
Limit: FCC_2.4G_RE(3m)	Engineer: Ajin Fan
Probe: BBHA9120D_1167_1-18GHz	Polarity: Vertical
EUT: ACCESS POINT	Power: By PoE
Test Mode: Transmit by 802.11g at 2462MHz	



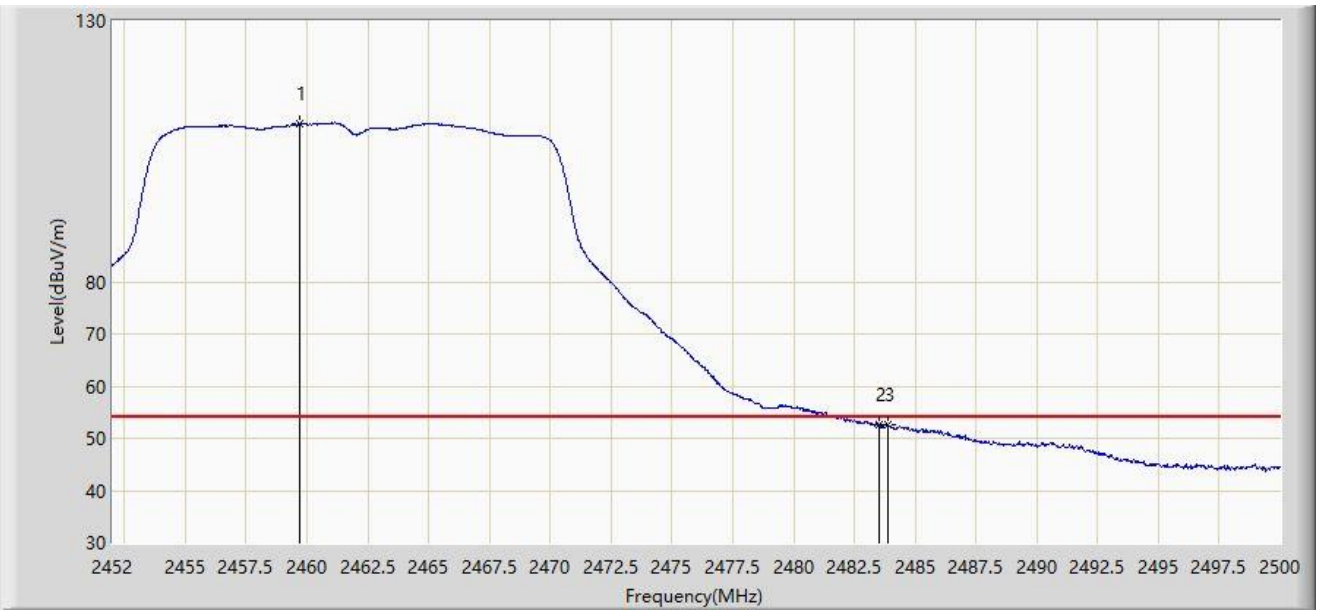
No	Mark	Frequency (MHz)	Measure Level (dB $\mu$ V/m)	Reading Level (dB $\mu$ V)	Margin (dB)	Limit (dB $\mu$ V/m)	Factor (dB/m)	Type
1		2458.192	119.501	88.273	N/A	N/A	31.229	PK
2		2483.500	64.162	32.936	-9.838	74.000	31.226	PK
3	*	2484.184	65.432	34.205	-8.568	74.000	31.227	PK

Note 1: " \* ", means this data is the worst emission level.

Note 2: Measure Level (dB $\mu$ V/m) = Reading Level (dB $\mu$ V) + Factor (dB/m).

Note 3: Factor (dB/m) = Cable Loss (dB) + Antenna Factor (dB/m).

Site: WZ-AC1	Time: 2023/12/21 - 20:39
Limit: FCC_2.4G_RE(3m)	Engineer: Ajin Fan
Probe: BBHA9120D_1167_1-18GHz	Polarity: Vertical
EUT: ACCESS POINT	Power: By PoE
Test Mode: Transmit by 802.11g at 2462MHz	



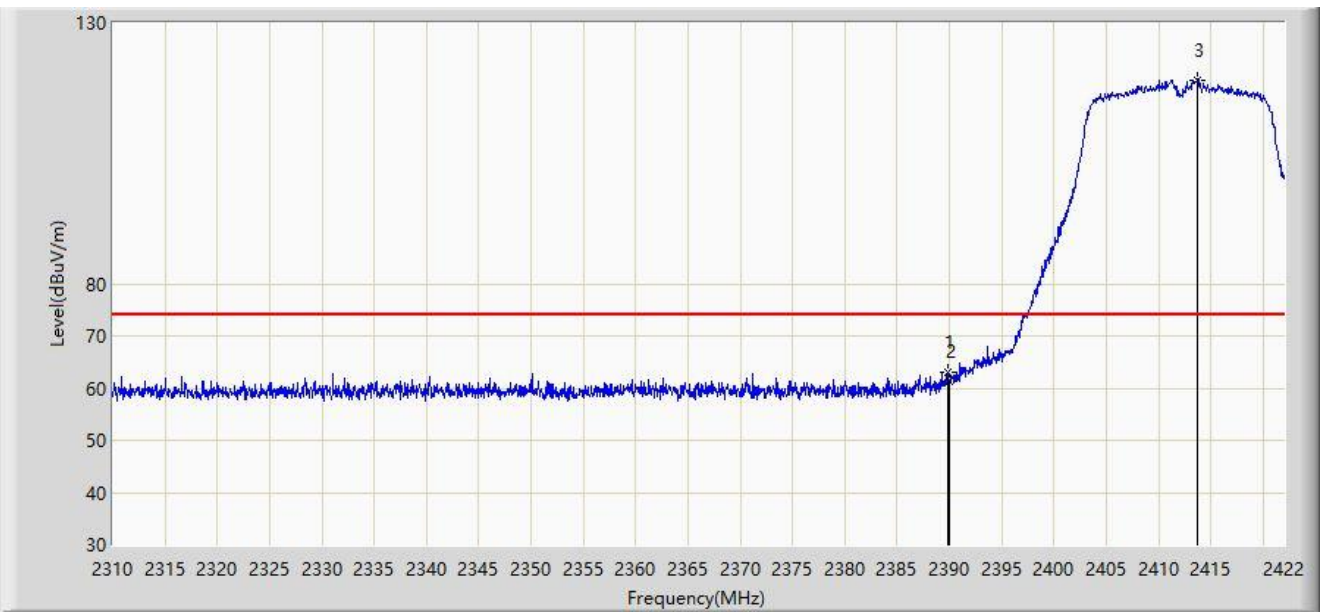
No	Mark	Frequency (MHz)	Measure Level (dBμV/m)	Reading Level (dBμV)	Margin (dB)	Limit (dBμV/m)	Factor (dB/m)	Type
1		2459.728	110.295	79.068	N/A	N/A	31.227	AV
2		2483.500	52.546	21.320	-1.454	54.000	31.226	AV
3	*	2483.872	52.626	21.400	-1.374	54.000	31.226	AV

Note 1: " \* ", means this data is the worst emission level.

Note 2: Measure Level (dBμV/m) = Reading Level (dBμV) + Factor (dB/m).

Note 3: Factor (dB/m) = Cable Loss (dB) + Antenna Factor (dB/m).

Site: WZ-AC1	Time: 2023/12/21 - 21:00
Limit: FCC_2.4G_RE(3m)	Engineer: Ajin Fan
Probe: BBHA9120D_1167_1-18GHz	Polarity: Horizontal
EUT: ACCESS POINT	Power: By PoE
Test Mode: Transmit by 802.11n-HT20 at 2412MHz	



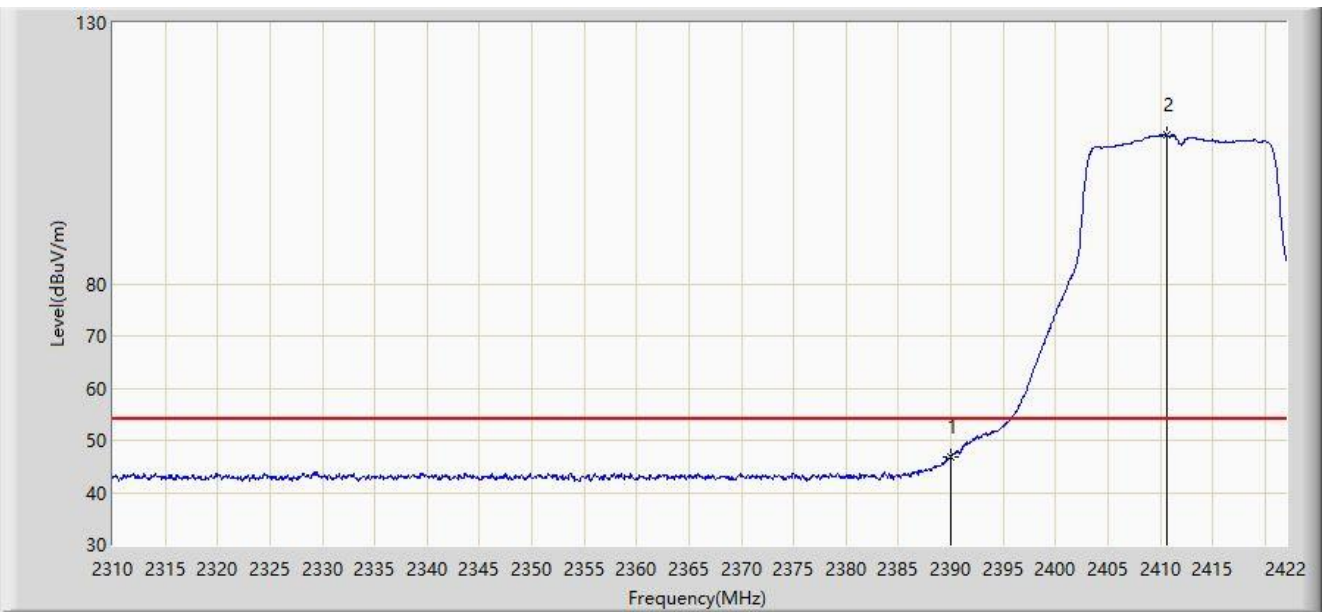
No	Mark	Frequency (MHz)	Measure Level (dBμV/m)	Reading Level (dBμV)	Margin (dB)	Limit (dBμV/m)	Factor (dB/m)	Type
1	*	2389.800	63.012	31.758	-10.988	74.000	31.254	PK
2		2390.000	61.358	30.104	-12.642	74.000	31.254	PK
3		2413.656	119.047	87.795	N/A	N/A	31.252	PK

Note 1: " \* ", means this data is the worst emission level.

Note 2: Measure Level (dBμV/m) = Reading Level (dBμV) + Factor (dB/m).

Note 3: Factor (dB/m) = Cable Loss (dB) + Antenna Factor (dB/m).

Site: WZ-AC1	Time: 2023/12/21 - 21:02
Limit: FCC_2.4G_RE(3m)	Engineer: Ajin Fan
Probe: BBHA9120D_1167_1-18GHz	Polarity: Horizontal
EUT: ACCESS POINT	Power: By PoE
Test Mode: Transmit by 802.11n-HT20 at 2412MHz	



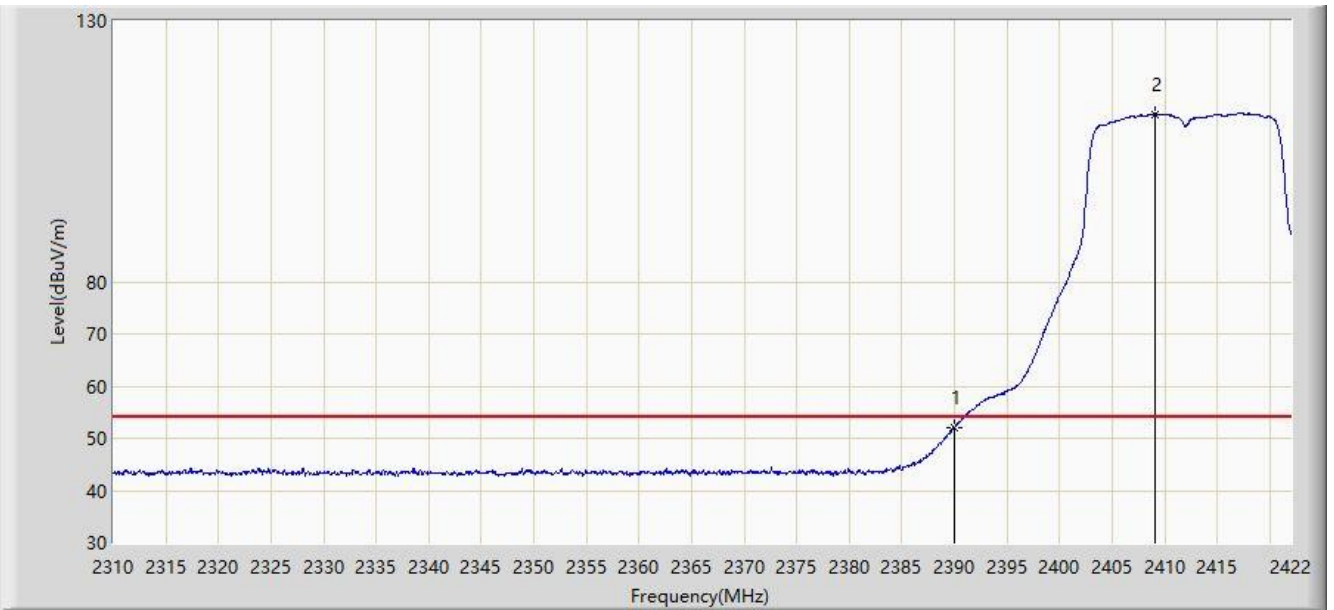
No	Mark	Frequency (MHz)	Measure Level (dBμV/m)	Reading Level (dBμV)	Margin (dB)	Limit (dBμV/m)	Factor (dB/m)	Type
1	*	2390.000	46.856	15.602	-7.144	54.000	31.254	AV
2		2410.576	108.522	77.268	N/A	N/A	31.254	AV

Note 1: " \* ", means this data is the worst emission level.

Note 2: Measure Level (dBμV/m) = Reading Level (dBμV) + Factor (dB/m).

Note 3: Factor (dB/m) = Cable Loss (dB) + Antenna Factor (dB/m).

Site: WZ-AC1	Time: 2023/12/21 - 21:00
Limit: FCC_2.4G_RE(3m)	Engineer: Ajin Fan
Probe: BBHA9120D_1167_1-18GHz	Polarity: Vertical
EUT: ACCESS POINT	Power: By PoE
Test Mode: Transmit by 802.11n-HT20 at 2412MHz	



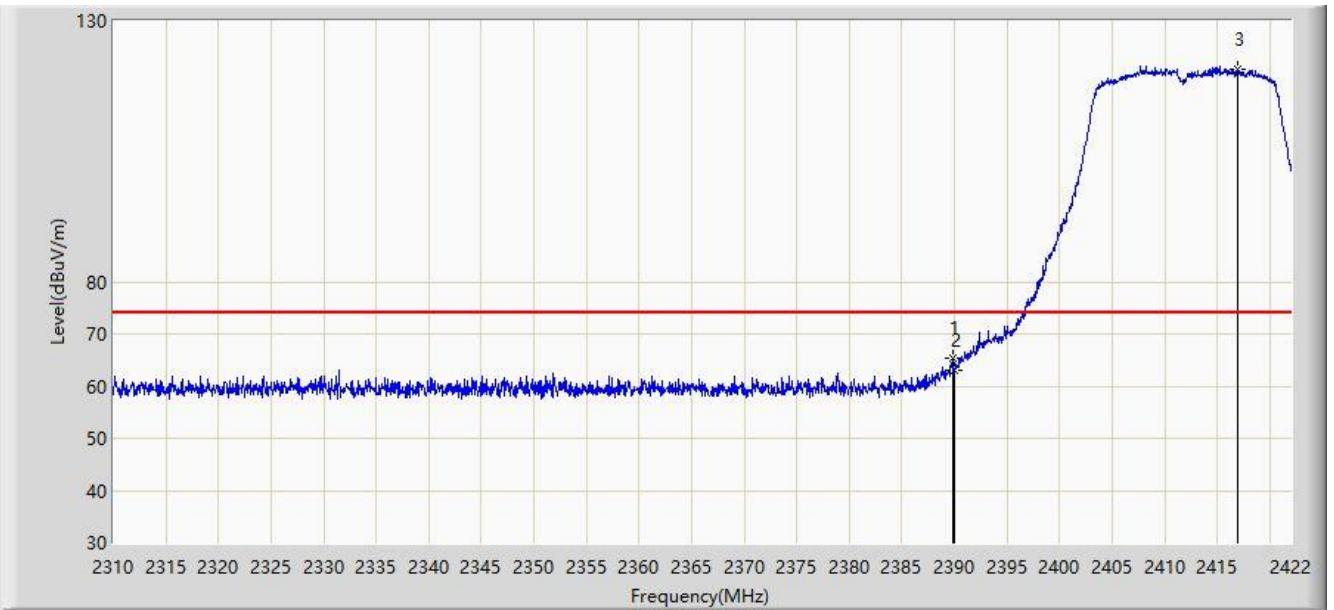
No	Mark	Frequency (MHz)	Measure Level (dBμV/m)	Reading Level (dBμV)	Margin (dB)	Limit (dBμV/m)	Factor (dB/m)	Type
1	*	2390.000	52.124	20.870	-1.876	54.000	31.254	AV
2		2409.064	112.145	80.891	N/A	N/A	31.255	AV

Note 1: " \* ", means this data is the worst emission level.

Note 2: Measure Level (dBμV/m) = Reading Level (dBμV) + Factor (dB/m).

Note 3: Factor (dB/m) = Cable Loss (dB) + Antenna Factor (dB/m).

Site: WZ-AC1	Time: 2023/12/21 - 20:47
Limit: FCC_2.4G_RE(3m)	Engineer: Ajin Fan
Probe: BBHA9120D_1167_1-18GHz	Polarity: Vertical
EUT: ACCESS POINT	Power: By PoE
Test Mode: Transmit by 802.11n-HT20 at 2412MHz	



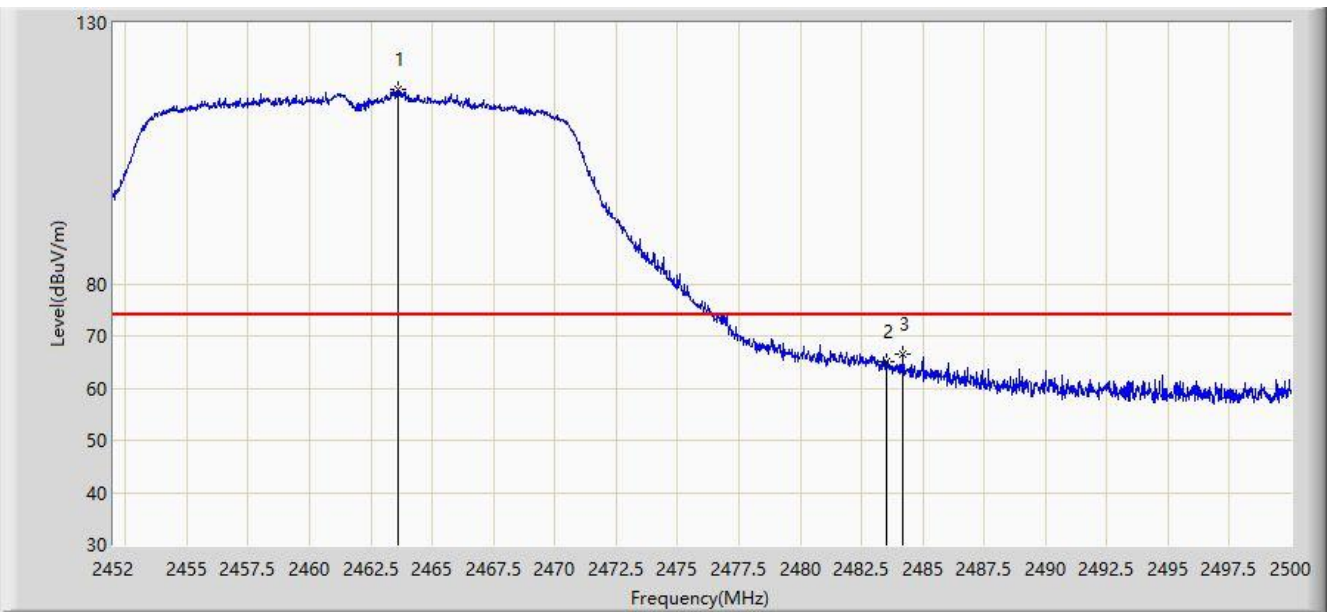
No	Mark	Frequency (MHz)	Measure Level (dBμV/m)	Reading Level (dBμV)	Margin (dB)	Limit (dBμV/m)	Factor (dB/m)	Type
1	*	2389.800	65.239	33.985	-8.761	74.000	31.254	PK
2		2390.000	62.928	31.674	-11.072	74.000	31.254	PK
3		2416.904	120.839	89.589	N/A	N/A	31.249	PK

Note 1: " \* ", means this data is the worst emission level.

Note 2: Measure Level (dBμV/m) = Reading Level (dBμV) + Factor (dB/m).

Note 3: Factor (dB/m) = Cable Loss (dB) + Antenna Factor (dB/m).

Site: WZ-AC1	Time: 2023/12/21 - 21:24
Limit: FCC_2.4G_RE(3m)	Engineer: Ajin Fan
Probe: BBHA9120D_1167_1-18GHz	Polarity: Horizontal
EUT: ACCESS POINT	Power: By PoE
Test Mode: Transmit by 802.11n-HT20 at 2462MHz	



No	Mark	Frequency (MHz)	Measure Level (dB $\mu$ V/m)	Reading Level (dB $\mu$ V)	Margin (dB)	Limit (dB $\mu$ V/m)	Factor (dB/m)	Type
1		2463.592	117.235	86.010	N/A	N/A	31.224	PK
2		2483.500	65.010	33.784	-8.990	74.000	31.226	PK
3	*	2484.184	66.552	35.325	-7.448	74.000	31.227	PK

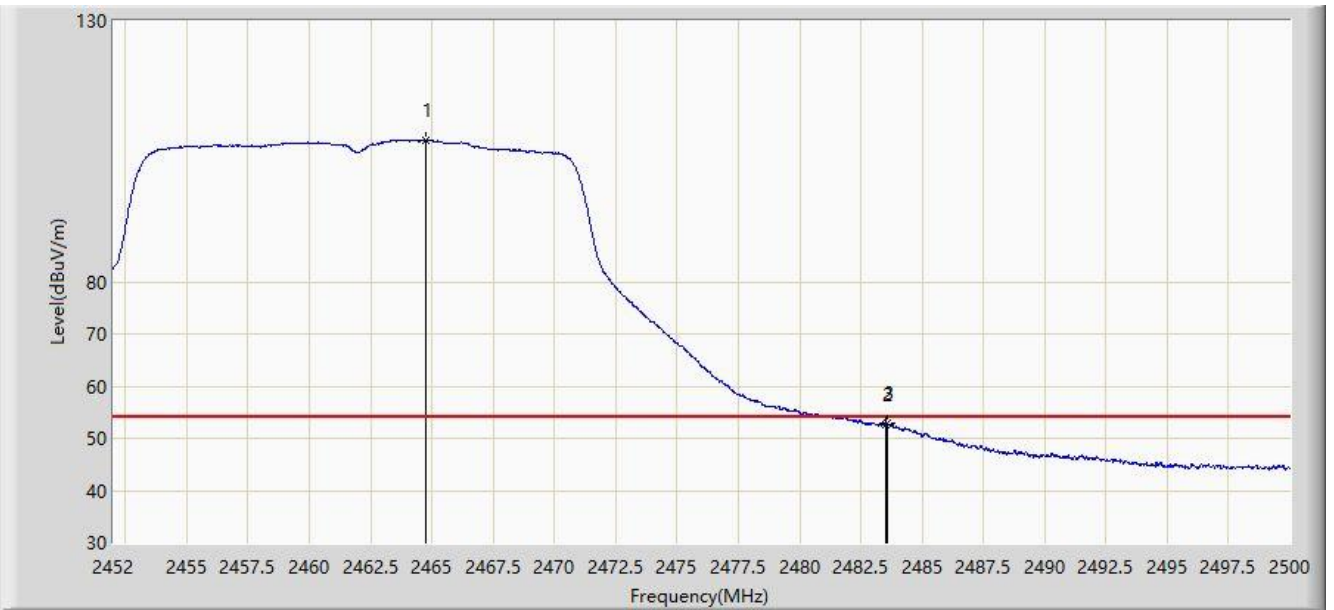
Note 1: " \* ", means this data is the worst emission level.

Note 2: Measure Level (dB $\mu$ V/m) = Reading Level (dB $\mu$ V) + Factor (dB/m).

Note 3: Factor (dB/m) = Cable Loss (dB) + Antenna Factor (dB/m).



Site: WZ-AC1	Time: 2023/12/21 - 21:23
Limit: FCC_2.4G_RE(3m)	Engineer: Ajin Fan
Probe: BBHA9120D_1167_1-18GHz	Polarity: Horizontal
EUT: ACCESS POINT	Power: By PoE
Test Mode: Transmit by 802.11n-HT20 at 2462MHz	



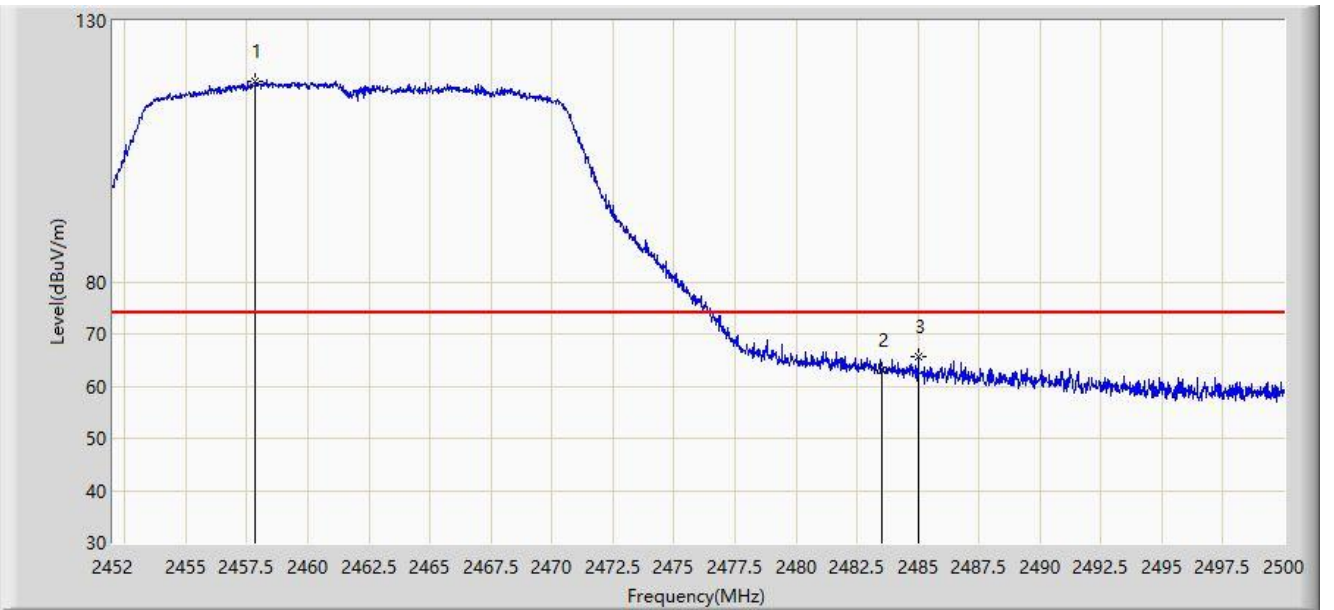
No	Mark	Frequency (MHz)	Measure Level (dB $\mu$ V/m)	Reading Level (dB $\mu$ V)	Margin (dB)	Limit (dB $\mu$ V/m)	Factor (dB/m)	Type
1		2464.768	107.177	75.953	N/A	N/A	31.225	AV
2		2483.500	52.515	21.289	-1.485	54.000	31.226	AV
3	*	2483.560	52.925	21.699	-1.075	54.000	31.226	AV

Note 1: " \* ", means this data is the worst emission level.

Note 2: Measure Level (dB $\mu$ V/m) = Reading Level (dB $\mu$ V) + Factor (dB/m).

Note 3: Factor (dB/m) = Cable Loss (dB) + Antenna Factor (dB/m).

Site: WZ-AC1	Time: 2023/12/21 - 21:22
Limit: FCC_2.4G_RE(3m)	Engineer: Ajin Fan
Probe: BBHA9120D_1167_1-18GHz	Polarity: Vertical
EUT: ACCESS POINT	Power: By PoE
Test Mode: Transmit by 802.11n-HT20 at 2462MHz	



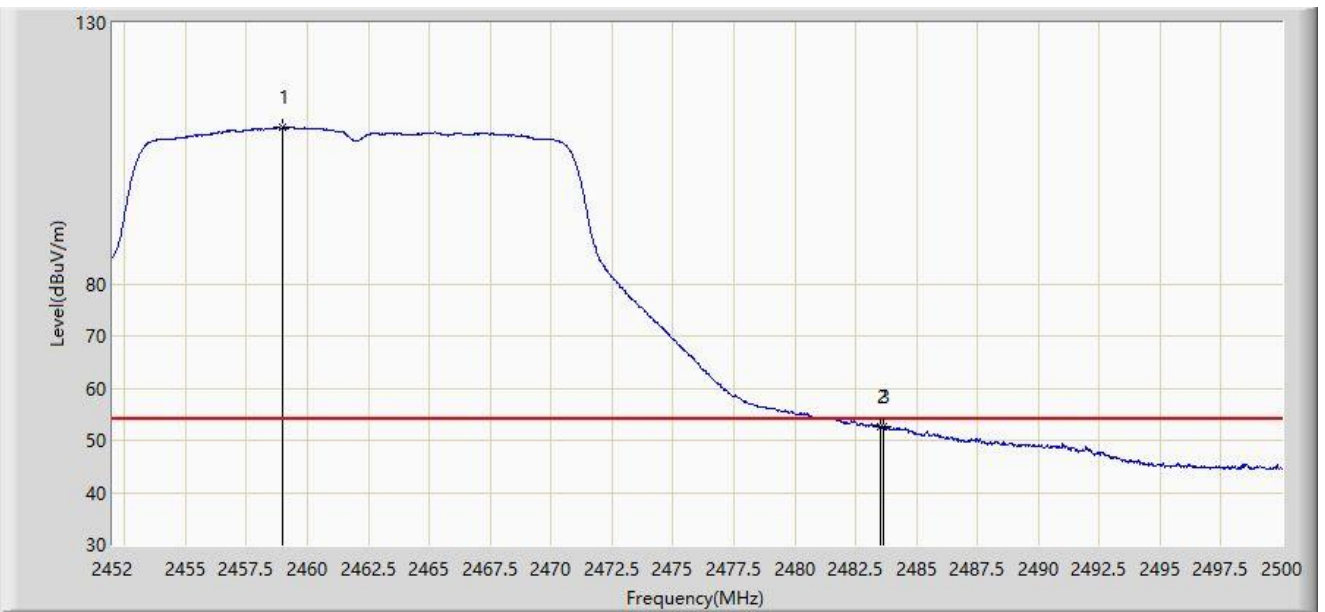
No	Mark	Frequency (MHz)	Measure Level (dBμV/m)	Reading Level (dBμV)	Margin (dB)	Limit (dBμV/m)	Factor (dB/m)	Type
1		2457.832	118.500	87.271	N/A	N/A	31.228	PK
2		2483.500	63.110	31.884	-10.890	74.000	31.226	PK
3	*	2485.024	65.542	34.315	-8.458	74.000	31.227	PK

Note 1: " \* ", means this data is the worst emission level.

Note 2: Measure Level (dBμV/m) = Reading Level (dBμV) + Factor (dB/m).

Note 3: Factor (dB/m) = Cable Loss (dB) + Antenna Factor (dB/m).

Site: WZ-AC1	Time: 2023/12/21 - 21:17
Limit: FCC_2.4G_RE(3m)	Engineer: Ajin Fan
Probe: BBHA9120D_1167_1-18GHz	Polarity: Vertical
EUT: ACCESS POINT	Power: By PoE
Test Mode: Transmit by 802.11n-HT20 at 2462MHz	



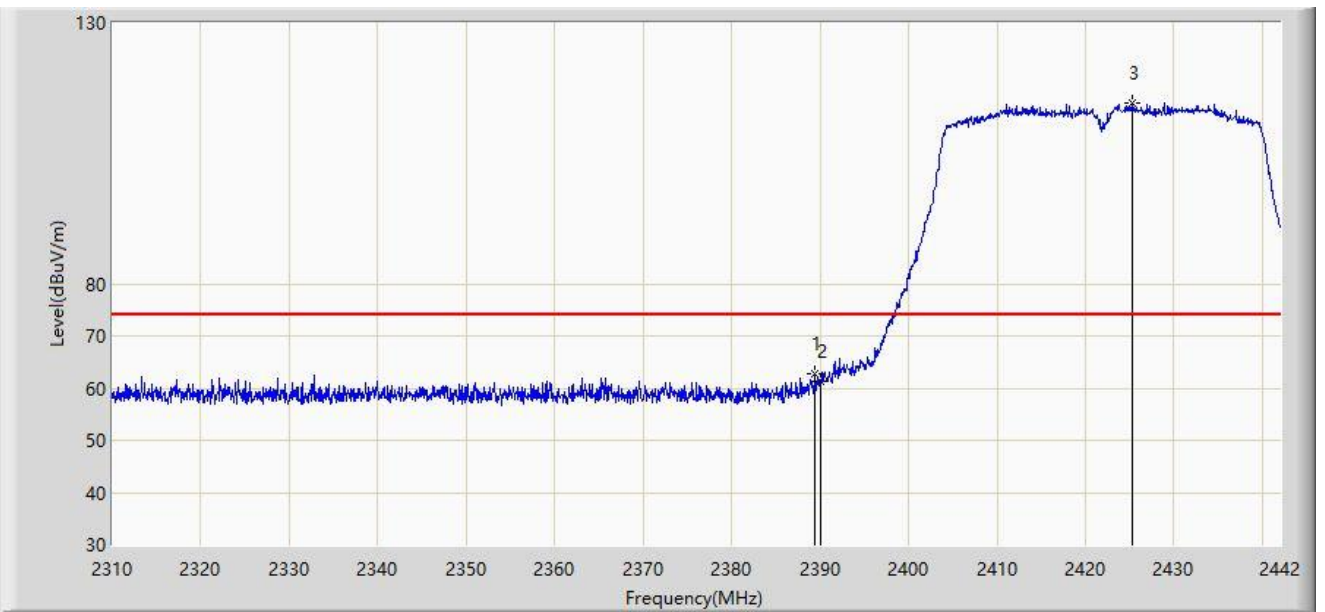
No	Mark	Frequency (MHz)	Measure Level (dBμV/m)	Reading Level (dBμV)	Margin (dB)	Limit (dBμV/m)	Factor (dB/m)	Type
1		2458.984	110.010	78.782	N/A	N/A	31.228	AV
2		2483.500	52.557	21.331	-1.443	54.000	31.226	AV
3	*	2483.632	52.666	21.440	-1.334	54.000	31.226	AV

Note 1: " \* ", means this data is the worst emission level.

Note 2: Measure Level (dBμV/m) = Reading Level (dBμV) + Factor (dB/m).

Note 3: Factor (dB/m) = Cable Loss (dB) + Antenna Factor (dB/m).

Site: WZ-AC1	Time: 2023/12/21 - 21:36
Limit: FCC_2.4G_RE(3m)	Engineer: Ajin Fan
Probe: BBHA9120D_1167_1-18GHz	Polarity: Horizontal
EUT: ACCESS POINT	Power: By PoE
Test Mode: Transmit by 802.11n-HT40 at 2422MHz	



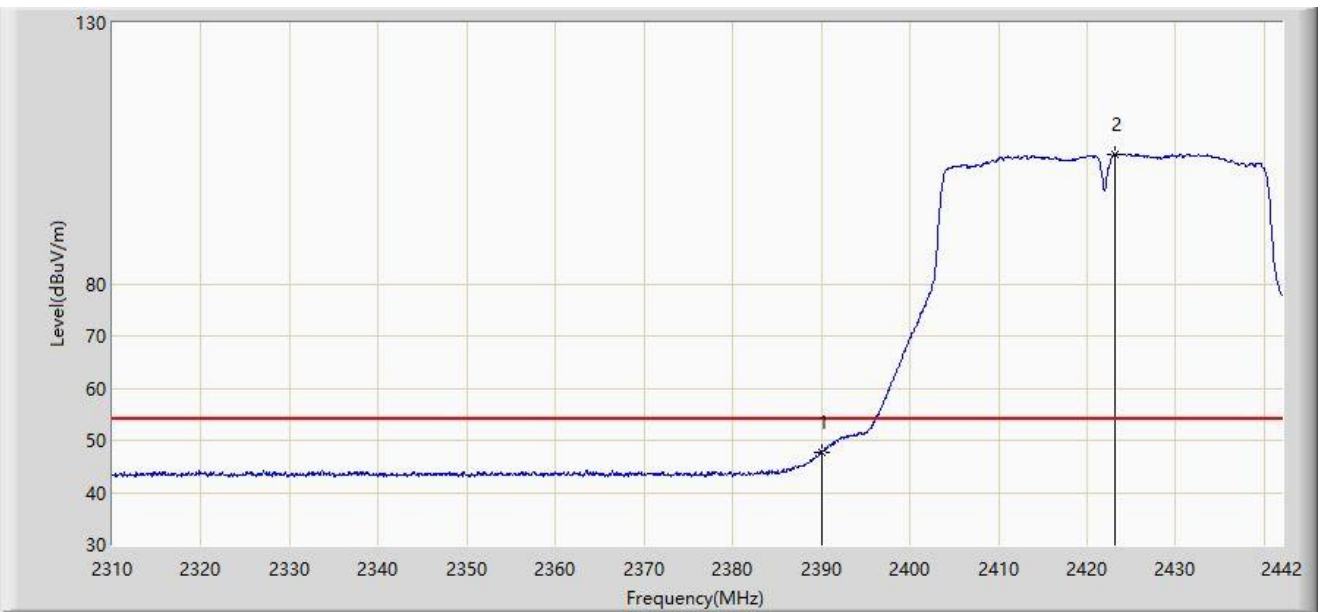
No	Mark	Frequency (MHz)	Measure Level (dBμV/m)	Reading Level (dBμV)	Margin (dB)	Limit (dBμV/m)	Factor (dB/m)	Type
1	*	2389.464	62.732	31.478	-11.268	74.000	31.254	PK
2		2390.000	61.431	30.177	-12.569	74.000	31.254	PK
3		2425.302	114.677	83.445	N/A	N/A	31.232	PK

Note 1: " \* ", means this data is the worst emission level.

Note 2: Measure Level (dBμV/m) = Reading Level (dBμV) + Factor (dB/m).

Note 3: Factor (dB/m) = Cable Loss (dB) + Antenna Factor (dB/m).

Site: WZ-AC1	Time: 2023/12/21 - 21:35
Limit: FCC_2.4G_RE(3m)	Engineer: Ajin Fan
Probe: BBHA9120D_1167_1-18GHz	Polarity: Horizontal
EUT: ACCESS POINT	Power: By PoE
Test Mode: Transmit by 802.11n-HT40 at 2422MHz	



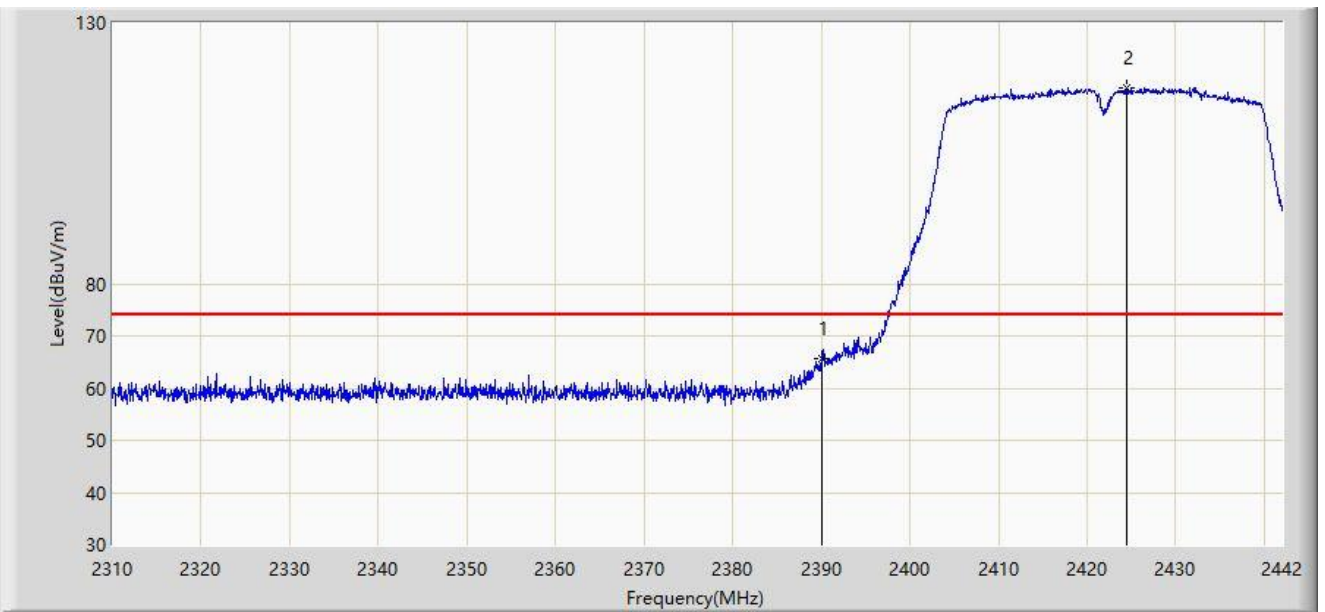
No	Mark	Frequency (MHz)	Measure Level (dBμV/m)	Reading Level (dBμV)	Margin (dB)	Limit (dBμV/m)	Factor (dB/m)	Type
1	*	2390.000	47.726	16.472	-6.274	54.000	31.254	AV
2		2423.124	104.846	73.608	N/A	N/A	31.238	AV

Note 1: " \* ", means this data is the worst emission level.

Note 2: Measure Level (dBμV/m) = Reading Level (dBμV) + Factor (dB/m).

Note 3: Factor (dB/m) = Cable Loss (dB) + Antenna Factor (dB/m).

Site: WZ-AC1	Time: 2023/12/21 - 21:34
Limit: FCC_2.4G_RE(3m)	Engineer: Ajin Fan
Probe: BBHA9120D_1167_1-18GHz	Polarity: Vertical
EUT: ACCESS POINT	Power: By PoE
Test Mode: Transmit by 802.11n-HT40 at 2422MHz	



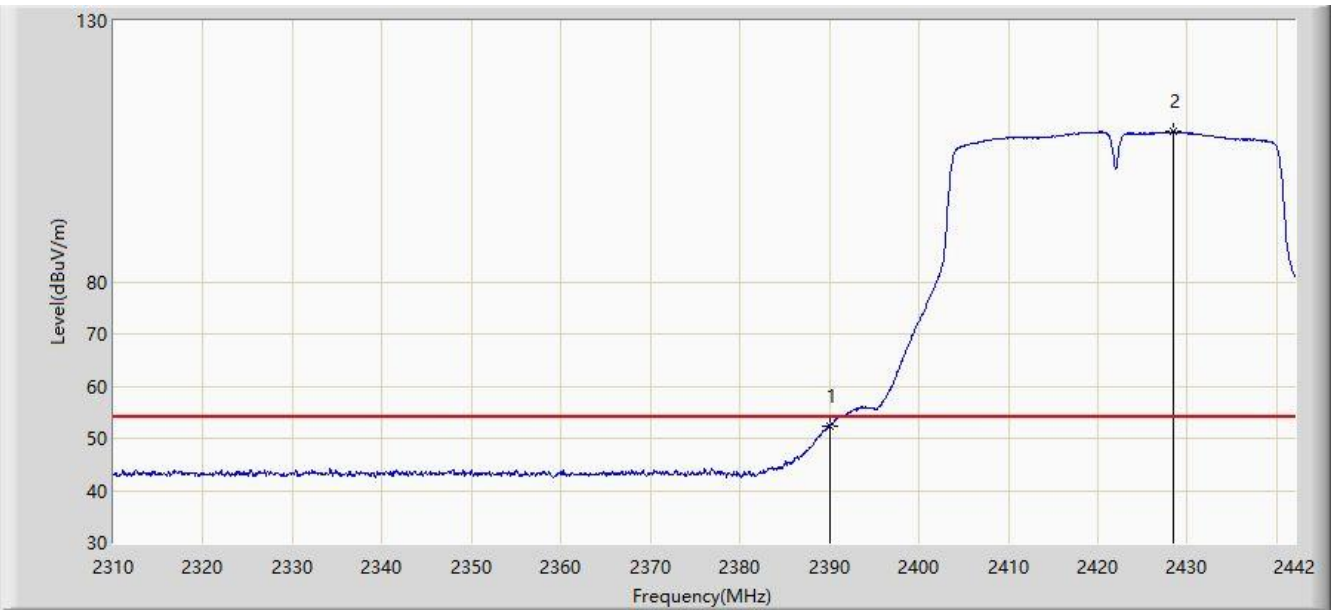
No	Mark	Frequency (MHz)	Measure Level (dB $\mu$ V/m)	Reading Level (dB $\mu$ V)	Margin (dB)	Limit (dB $\mu$ V/m)	Factor (dB/m)	Type
1	*	2390.000	65.719	34.465	-8.281	74.000	31.254	PK
2		2424.444	117.449	86.215	N/A	N/A	31.234	PK

Note 1: " \* ", means this data is the worst emission level.

Note 2: Measure Level (dB $\mu$ V/m) = Reading Level (dB $\mu$ V) + Factor (dB/m).

Note 3: Factor (dB/m) = Cable Loss (dB) + Antenna Factor (dB/m).

Site: WZ-AC1	Time: 2023/12/21 - 21:33
Limit: FCC_2.4G_RE(3m)	Engineer: Ajin Fan
Probe: BBHA9120D_1167_1-18GHz	Polarity: Vertical
EUT: ACCESS POINT	Power: By PoE
Test Mode: Transmit by 802.11n-HT40 at 2422MHz	



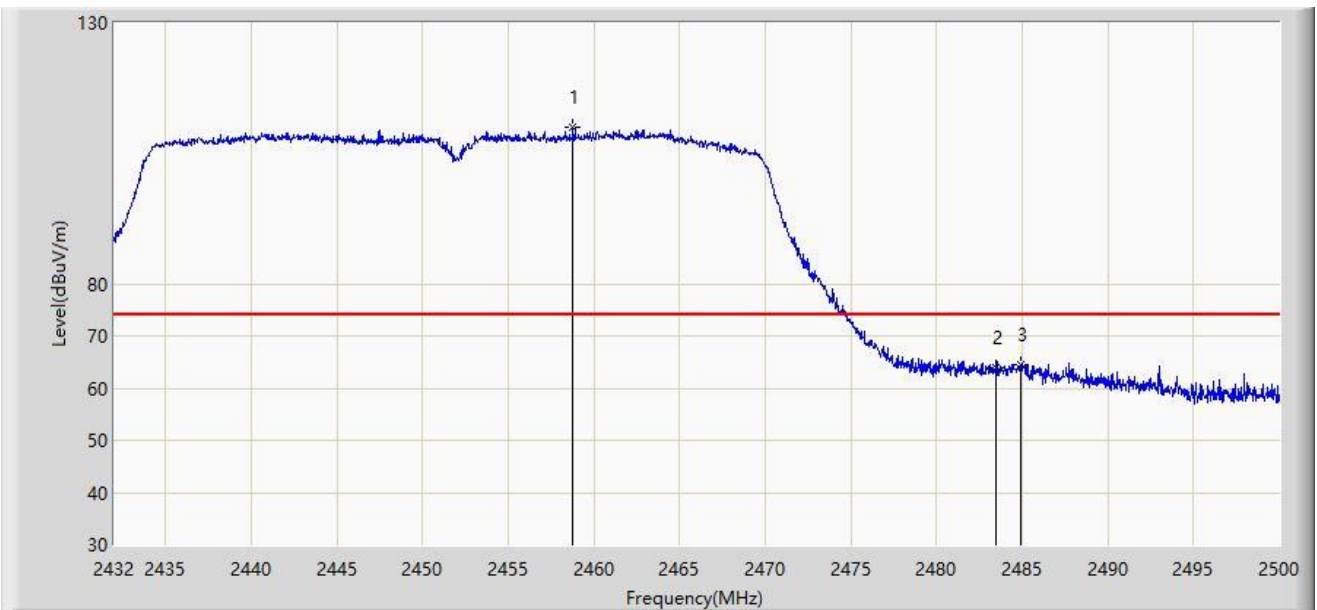
No	Mark	Frequency (MHz)	Measure Level (dBμV/m)	Reading Level (dBμV)	Margin (dB)	Limit (dBμV/m)	Factor (dB/m)	Type
1	*	2390.000	52.436	21.182	-1.564	54.000	31.254	AV
2		2428.470	108.750	77.527	N/A	N/A	31.223	AV

Note 1: " \* ", means this data is the worst emission level.

Note 2: Measure Level (dBμV/m) = Reading Level (dBμV) + Factor (dB/m).

Note 3: Factor (dB/m) = Cable Loss (dB) + Antenna Factor (dB/m).

Site: WZ-AC1	Time: 2023/12/21 - 21:47
Limit: FCC_2.4G_RE(3m)	Engineer: Ajin Fan
Probe: BBHA9120D_1167_1-18GHz	Polarity: Horizontal
EUT: ACCESS POINT	Power: By PoE
Test Mode: Transmit by 802.11n-HT40 at 2452MHz	



No	Mark	Frequency (MHz)	Measure Level (dB $\mu$ V/m)	Reading Level (dB $\mu$ V)	Margin (dB)	Limit (dB $\mu$ V/m)	Factor (dB/m)	Type
1		2458.792	109.926	78.698	N/A	N/A	31.228	PK
2		2483.500	63.776	32.550	-10.224	74.000	31.226	PK
3	*	2484.938	64.559	33.332	-9.441	74.000	31.227	PK

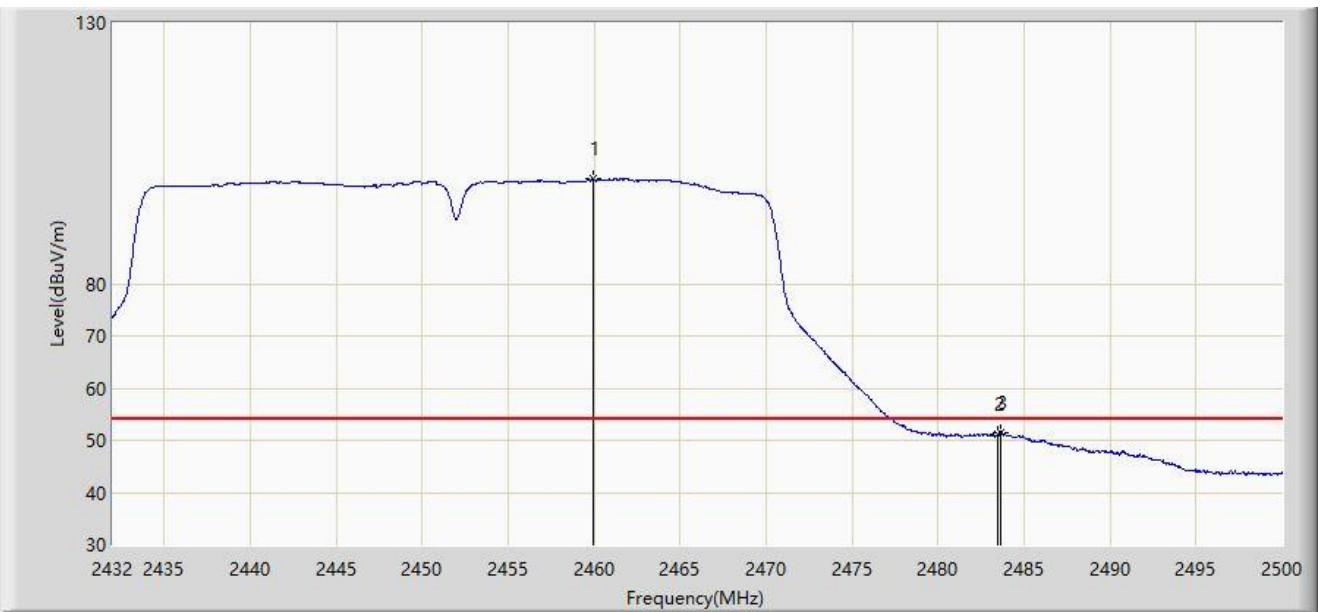
Note 1: " \* ", means this data is the worst emission level.

Note 2: Measure Level (dB $\mu$ V/m) = Reading Level (dB $\mu$ V) + Factor (dB/m).

Note 3: Factor (dB/m) = Cable Loss (dB) + Antenna Factor (dB/m).



Site: WZ-AC1	Time: 2023/12/21 - 21:46
Limit: FCC_2.4G_RE(3m)	Engineer: Ajin Fan
Probe: BBHA9120D_1167_1-18GHz	Polarity: Horizontal
EUT: ACCESS POINT	Power: By PoE
Test Mode: Transmit by 802.11n-HT40 at 2452MHz	



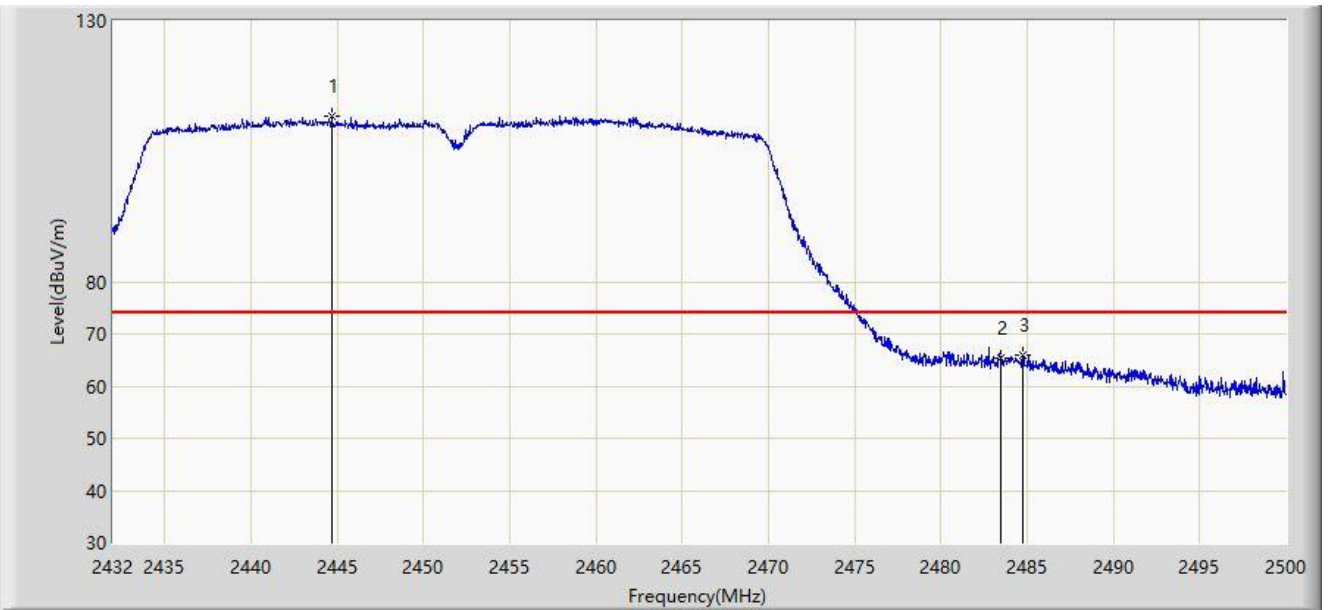
No	Mark	Frequency (MHz)	Measure Level (dBμV/m)	Reading Level (dBμV)	Margin (dB)	Limit (dBμV/m)	Factor (dB/m)	Type
1		2459.914	100.111	68.884	N/A	N/A	31.227	AV
2		2483.500	51.151	19.925	-2.849	54.000	31.226	AV
3	*	2483.680	51.370	20.144	-2.630	54.000	31.226	AV

Note 1: " \* ", means this data is the worst emission level.

Note 2: Measure Level (dBμV/m) = Reading Level (dBμV) + Factor (dB/m).

Note 3: Factor (dB/m) = Cable Loss (dB) + Antenna Factor (dB/m).

Site: WZ-AC1	Time: 2023/12/21 - 21:44
Limit: FCC_2.4G_RE(3m)	Engineer: Ajin Fan
Probe: BBHA9120D_1167_1-18GHz	Polarity: Vertical
EUT: ACCESS POINT	Power: By PoE
Test Mode: Transmit by 802.11n-HT40 at 2452MHz	



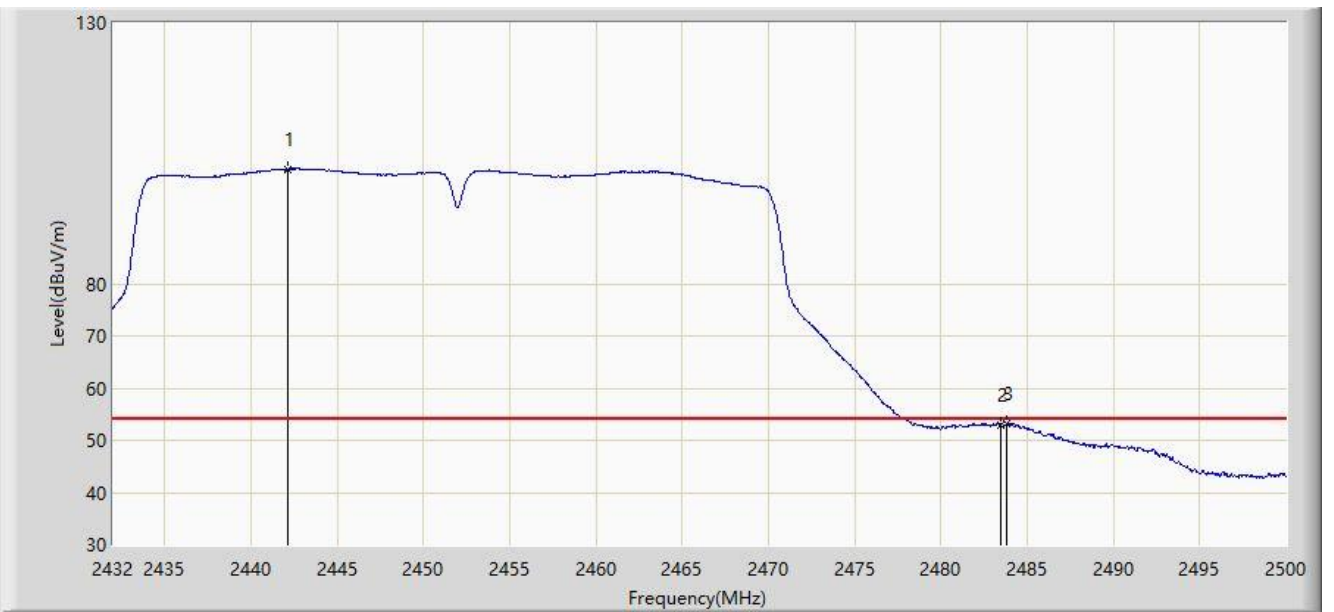
No	Mark	Frequency (MHz)	Measure Level (dBμV/m)	Reading Level (dBμV)	Margin (dB)	Limit (dBμV/m)	Factor (dB/m)	Type
1		2444.682	111.630	80.415	N/A	N/A	31.215	PK
2		2483.500	65.367	34.141	-8.633	74.000	31.226	PK
3	*	2484.734	65.893	34.666	-8.107	74.000	31.227	PK

Note 1: " \* ", means this data is the worst emission level.

Note 2: Measure Level (dBμV/m) = Reading Level (dBμV) + Factor (dB/m).

Note 3: Factor (dB/m) = Cable Loss (dB) + Antenna Factor (dB/m).

Site: WZ-AC1	Time: 2023/12/21 - 21:43
Limit: FCC_2.4G_RE(3m)	Engineer: Ajin Fan
Probe: BBHA9120D_1167_1-18GHz	Polarity: Vertical
EUT: ACCESS POINT	Power: By PoE
Test Mode: Transmit by 802.11n-HT40 at 2452MHz	



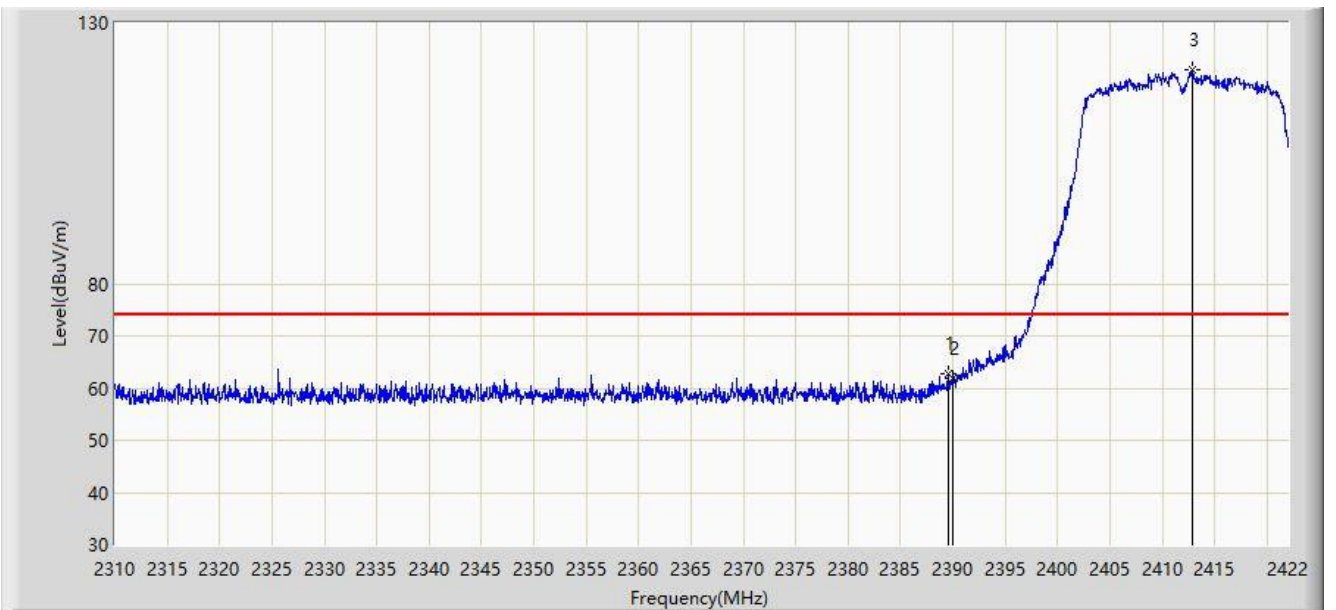
No	Mark	Frequency (MHz)	Measure Level (dB $\mu$ V/m)	Reading Level (dB $\mu$ V)	Margin (dB)	Limit (dB $\mu$ V/m)	Factor (dB/m)	Type
1		2442.132	101.914	70.703	N/A	N/A	31.211	AV
2		2483.500	53.002	21.776	-0.998	54.000	31.226	AV
3	*	2483.850	53.188	21.962	-0.812	54.000	31.226	AV

Note 1: " \* ", means this data is the worst emission level.

Note 2: Measure Level (dB $\mu$ V/m) = Reading Level (dB $\mu$ V) + Factor (dB/m).

Note 3: Factor (dB/m) = Cable Loss (dB) + Antenna Factor (dB/m).

Site: WZ-AC1	Time: 2023/12/21 - 21:56
Limit: FCC_2.4G_RE(3m)	Engineer: Ajin Fan
Probe: BBHA9120D_1167_1-18GHz	Polarity: Horizontal
EUT: ACCESS POINT	Power: By PoE
Test Mode: Transmit by 802.11ax-HE20 at 2412MHz	



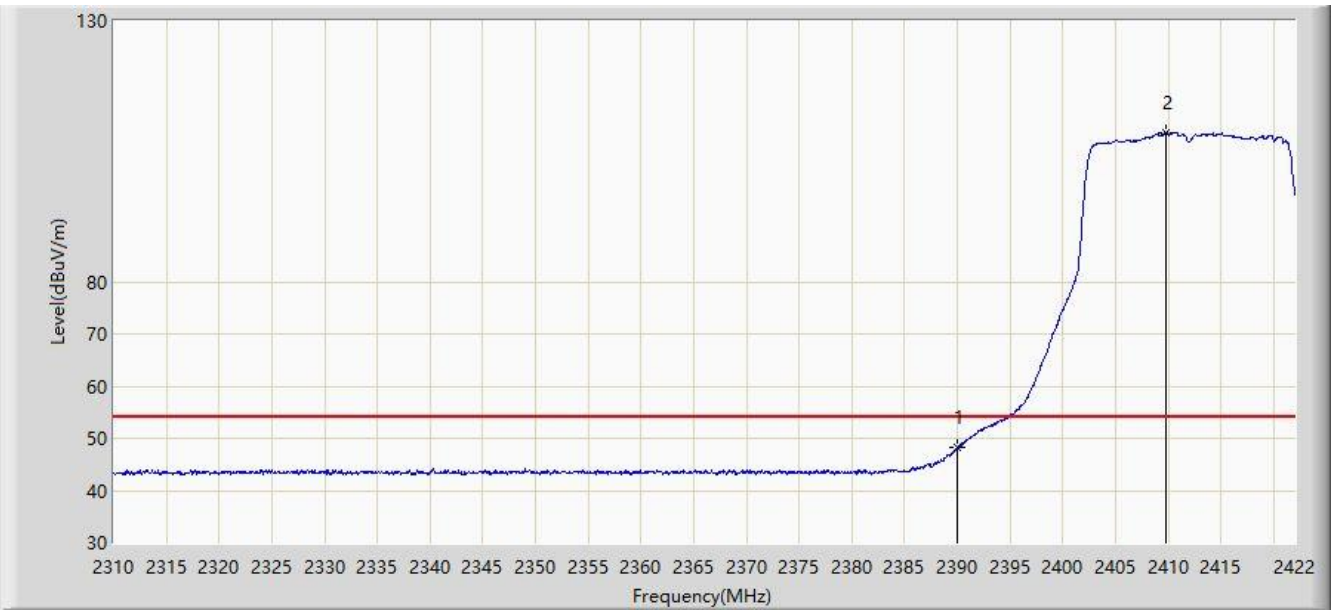
No	Mark	Frequency (MHz)	Measure Level (dB $\mu$ V/m)	Reading Level (dB $\mu$ V)	Margin (dB)	Limit (dB $\mu$ V/m)	Factor (dB/m)	Type
1	*	2389.520	62.848	31.594	-11.152	74.000	31.254	PK
2		2390.000	61.864	30.610	-12.136	74.000	31.254	PK
3		2412.816	121.157	89.905	N/A	N/A	31.252	PK

Note 1: " \* ", means this data is the worst emission level.

Note 2: Measure Level (dB $\mu$ V/m) = Reading Level (dB $\mu$ V) + Factor (dB/m).

Note 3: Factor (dB/m) = Cable Loss (dB) + Antenna Factor (dB/m).

Site: WZ-AC1	Time: 2023/12/21 - 21:55
Limit: FCC_2.4G_RE(3m)	Engineer: Ajin Fan
Probe: BBHA9120D_1167_1-18GHz	Polarity: Horizontal
EUT: ACCESS POINT	Power: By PoE
Test Mode: Transmit by 802.11ax-HE20 at 2412MHz	



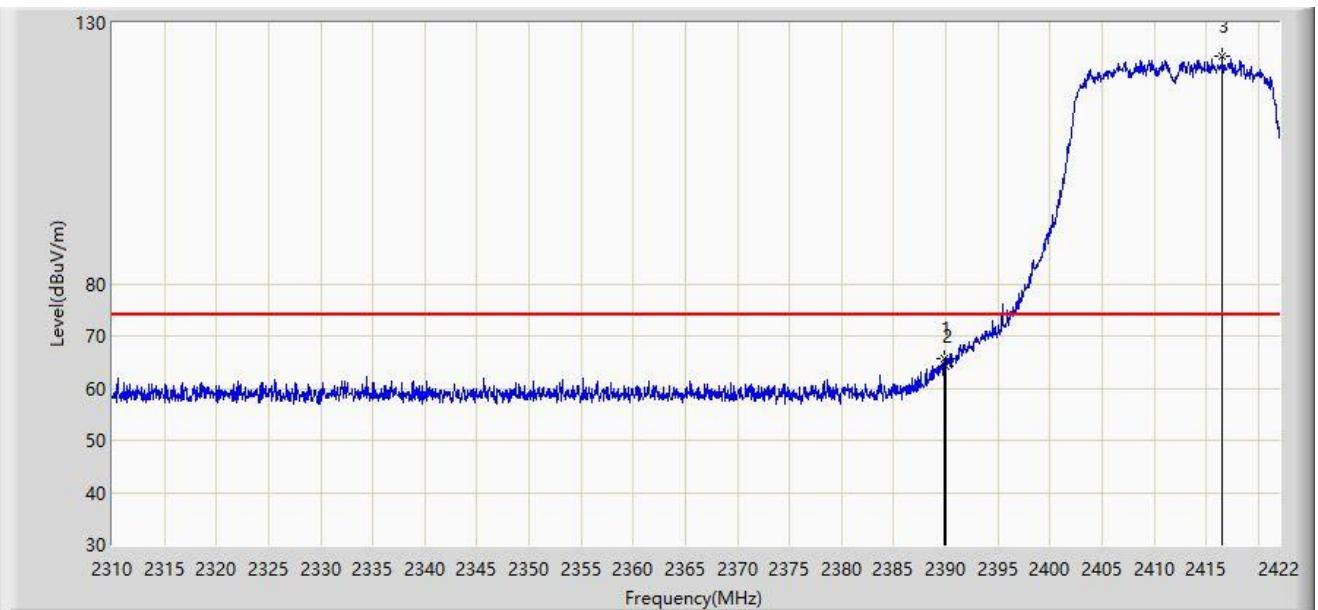
No	Mark	Frequency (MHz)	Measure Level (dBμV/m)	Reading Level (dBμV)	Margin (dB)	Limit (dBμV/m)	Factor (dB/m)	Type
1	*	2390.000	48.151	16.897	-5.849	54.000	31.254	AV
2		2409.736	108.494	77.240	N/A	N/A	31.254	AV

Note 1: " \* ", means this data is the worst emission level.

Note 2: Measure Level (dBμV/m) = Reading Level (dBμV) + Factor (dB/m).

Note 3: Factor (dB/m) = Cable Loss (dB) + Antenna Factor (dB/m).

Site: WZ-AC1	Time: 2023/12/21 - 21:53
Limit: FCC_2.4G_RE(3m)	Engineer: Ajin Fan
Probe: BBHA9120D_1167_1-18GHz	Polarity: Vertical
EUT: ACCESS POINT	Power: By PoE
Test Mode: Transmit by 802.11ax-HE20 at 2412MHz	



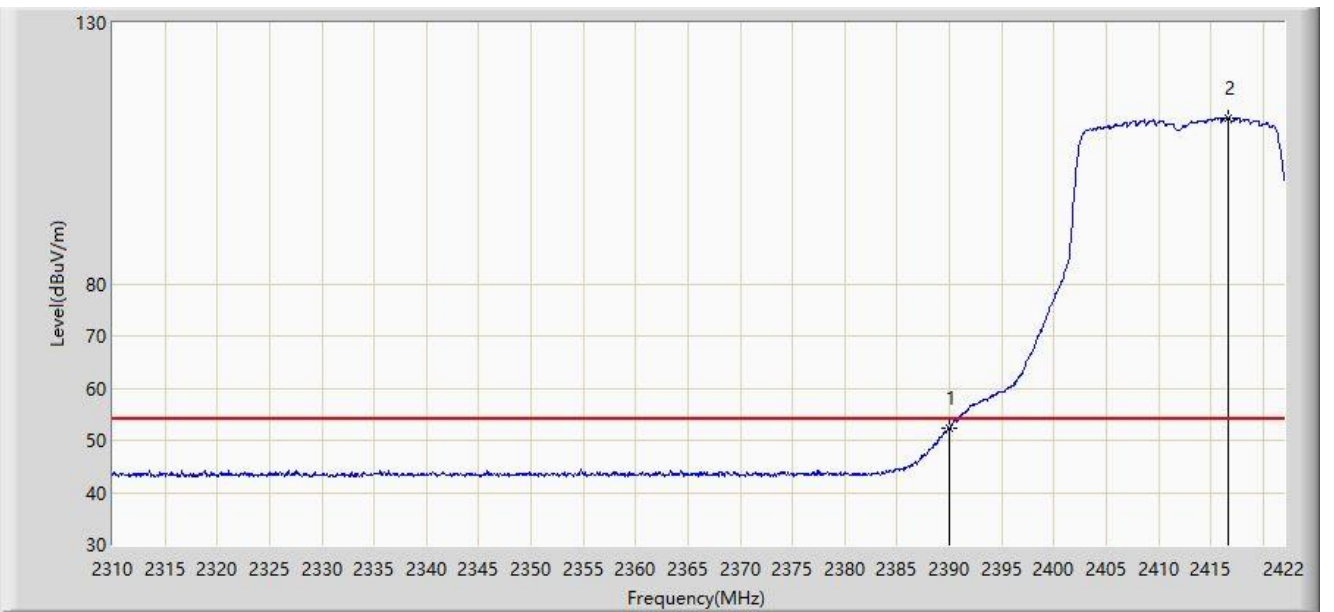
No	Mark	Frequency (MHz)	Measure Level (dBμV/m)	Reading Level (dBμV)	Margin (dB)	Limit (dBμV/m)	Factor (dB/m)	Type
1	*	2389.800	65.709	34.455	-8.291	74.000	31.254	PK
2		2390.000	64.173	32.919	-9.827	74.000	31.254	PK
3		2416.568	123.691	92.441	N/A	N/A	31.250	PK

Note 1: " \* ", means this data is the worst emission level.

Note 2: Measure Level (dBμV/m) = Reading Level (dBμV) + Factor (dB/m).

Note 3: Factor (dB/m) = Cable Loss (dB) + Antenna Factor (dB/m).

Site: WZ-AC1	Time: 2023/12/21 - 21:49
Limit: FCC_2.4G_RE(3m)	Engineer: Ajin Fan
Probe: BBHA9120D_1167_1-18GHz	Polarity: Vertical
EUT: ACCESS POINT	Power: By PoE
Test Mode: Transmit by 802.11ax-HE20 at 2412MHz	



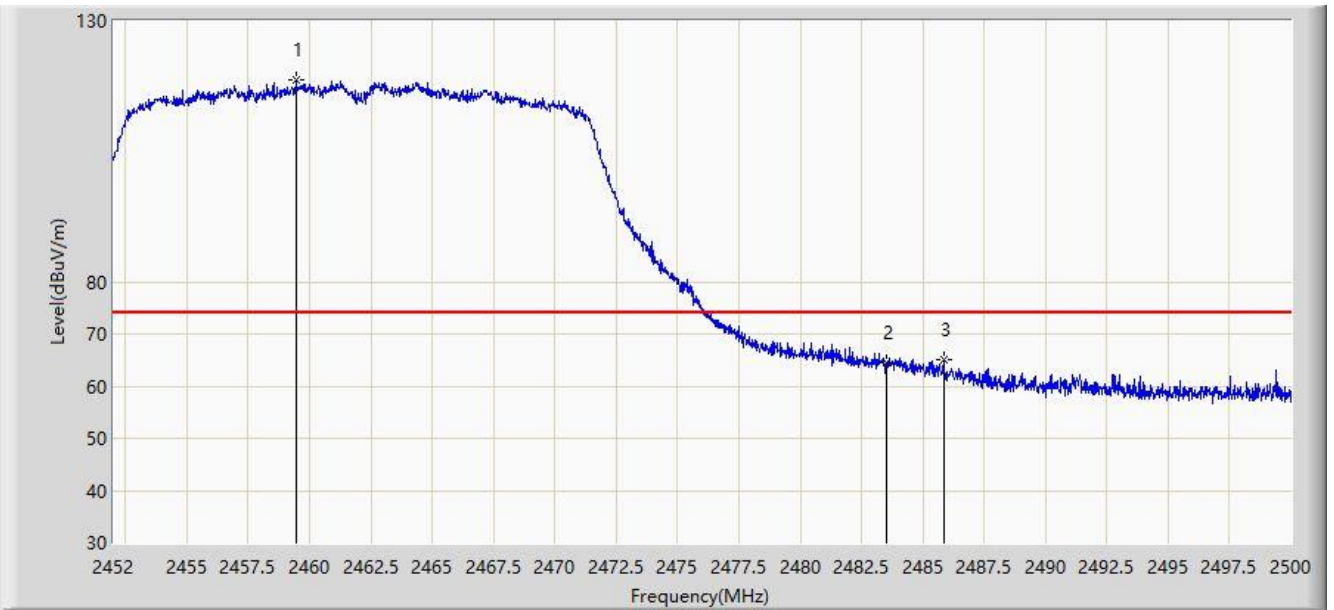
No	Mark	Frequency (MHz)	Measure Level (dB $\mu$ V/m)	Reading Level (dB $\mu$ V)	Margin (dB)	Limit (dB $\mu$ V/m)	Factor (dB/m)	Type
1	*	2390.000	52.376	21.122	-1.624	54.000	31.254	AV
2		2416.736	111.865	80.615	N/A	N/A	31.250	AV

Note 1: " \* ", means this data is the worst emission level.

Note 2: Measure Level (dB $\mu$ V/m) = Reading Level (dB $\mu$ V) + Factor (dB/m).

Note 3: Factor (dB/m) = Cable Loss (dB) + Antenna Factor (dB/m).

Site: WZ-AC1	Time: 2023/12/21 - 22:01
Limit: FCC_2.4G_RE(3m)	Engineer: Ajin Fan
Probe: BBHA9120D_1167_1-18GHz	Polarity: Horizontal
EUT: ACCESS POINT	Power: By PoE
Test Mode: Transmit by 802.11ax-HE20 at 2462MHz	



No	Mark	Frequency (MHz)	Measure Level (dBμV/m)	Reading Level (dBμV)	Margin (dB)	Limit (dBμV/m)	Factor (dB/m)	Type
1		2459.440	118.552	87.325	N/A	N/A	31.228	PK
2		2483.500	64.359	33.133	-9.641	74.000	31.226	PK
3	*	2485.840	65.204	33.976	-8.796	74.000	31.228	PK

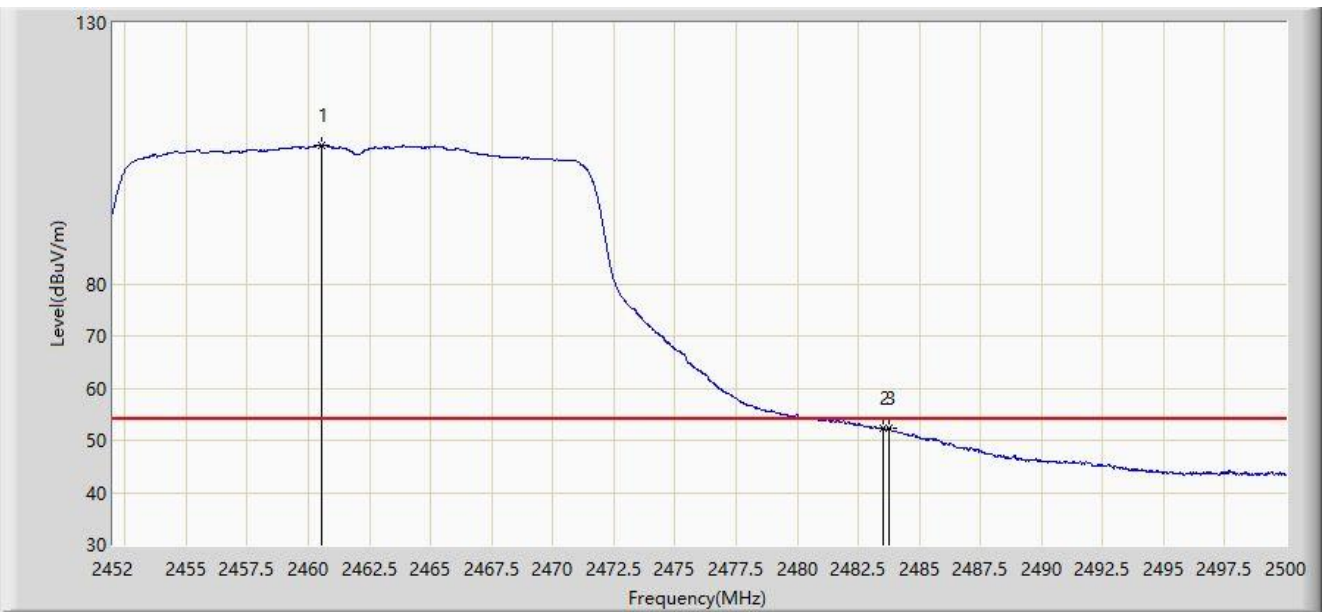
Note 1: " \* ", means this data is the worst emission level.

Note 2: Measure Level (dBμV/m) = Reading Level (dBμV) + Factor (dB/m).

Note 3: Factor (dB/m) = Cable Loss (dB) + Antenna Factor (dB/m).



Site: WZ-AC1	Time: 2023/12/21 - 22:00
Limit: FCC_2.4G_RE(3m)	Engineer: Ajin Fan
Probe: BBHA9120D_1167_1-18GHz	Polarity: Horizontal
EUT: ACCESS POINT	Power: By PoE
Test Mode: Transmit by 802.11ax-HE20 at 2462MHz	



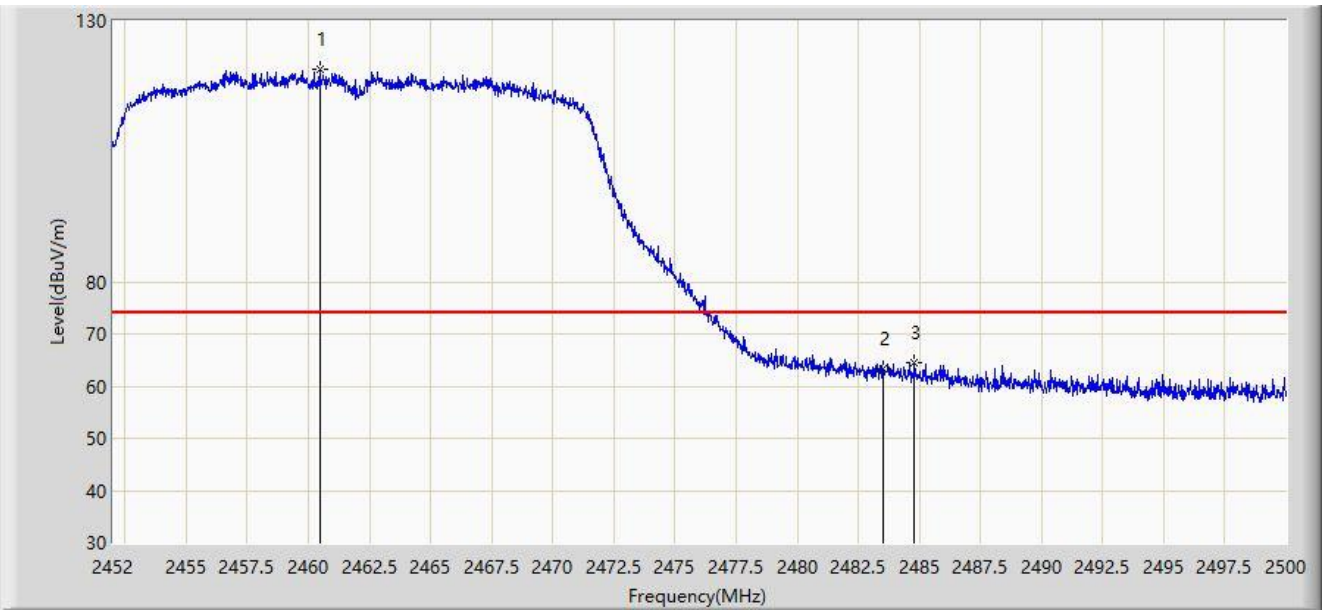
No	Mark	Frequency (MHz)	Measure Level (dB $\mu$ V/m)	Reading Level (dB $\mu$ V)	Margin (dB)	Limit (dB $\mu$ V/m)	Factor (dB/m)	Type
1		2460.568	106.584	75.358	N/A	N/A	31.226	AV
2		2483.500	52.197	20.971	-1.803	54.000	31.226	AV
3	*	2483.752	52.304	21.078	-1.696	54.000	31.226	AV

Note 1: " \* ", means this data is the worst emission level.

Note 2: Measure Level (dB $\mu$ V/m) = Reading Level (dB $\mu$ V) + Factor (dB/m).

Note 3: Factor (dB/m) = Cable Loss (dB) + Antenna Factor (dB/m).

Site: WZ-AC1	Time: 2023/12/21 - 21:59
Limit: FCC_2.4G_RE(3m)	Engineer: Ajin Fan
Probe: BBHA9120D_1167_1-18GHz	Polarity: Vertical
EUT: ACCESS POINT	Power: By PoE
Test Mode: Transmit by 802.11ax-HE20 at 2462MHz	



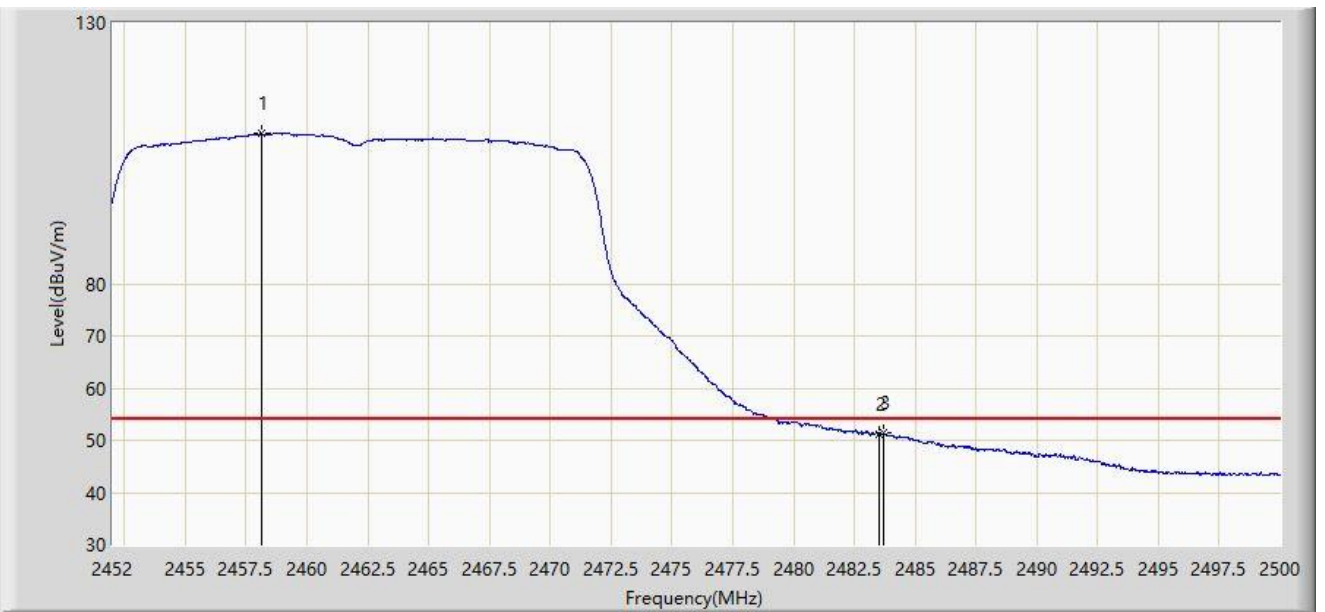
No	Mark	Frequency (MHz)	Measure Level (dBμV/m)	Reading Level (dBμV)	Margin (dB)	Limit (dBμV/m)	Factor (dB/m)	Type
1		2460.472	120.730	89.504	N/A	N/A	31.227	PK
2		2483.500	63.388	32.162	-10.612	74.000	31.226	PK
3	*	2484.808	64.523	33.296	-9.477	74.000	31.227	PK

Note 1: " \* ", means this data is the worst emission level.

Note 2: Measure Level (dBμV/m) = Reading Level (dBμV) + Factor (dB/m).

Note 3: Factor (dB/m) = Cable Loss (dB) + Antenna Factor (dB/m).

Site: WZ-AC1	Time: 2023/12/21 - 21:57
Limit: FCC_2.4G_RE(3m)	Engineer: Ajin Fan
Probe: BBHA9120D_1167_1-18GHz	Polarity: Vertical
EUT: ACCESS POINT	Power: By PoE
Test Mode: Transmit by 802.11ax-HE20 at 2462MHz	



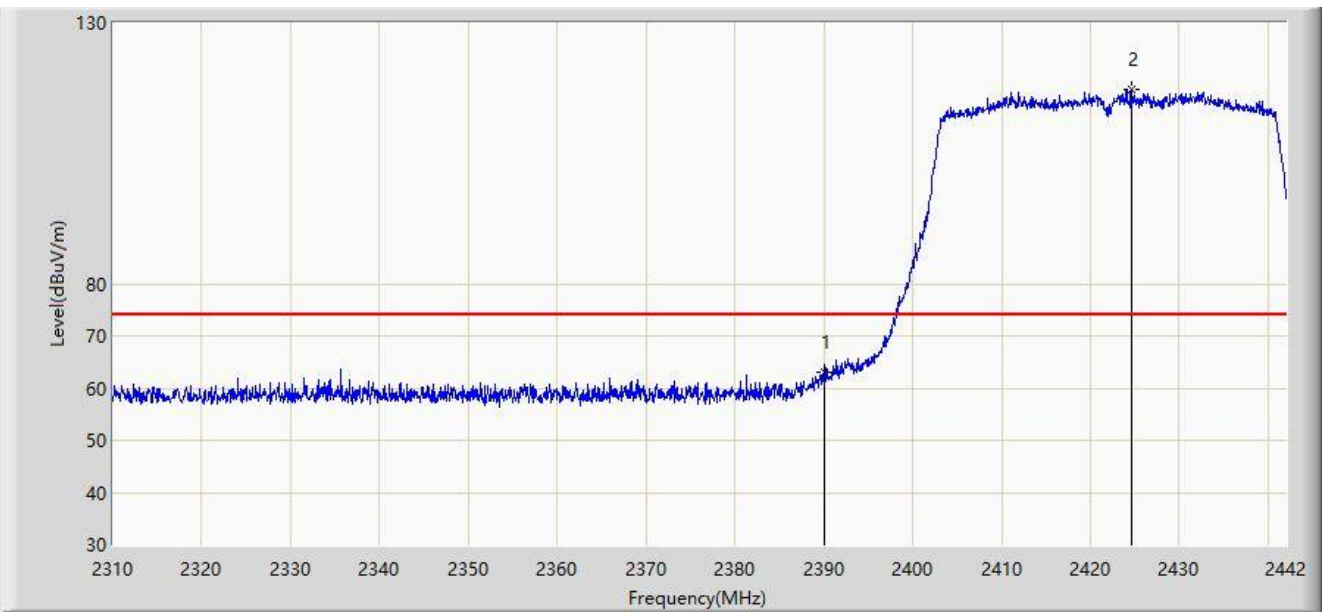
No	Mark	Frequency (MHz)	Measure Level (dBμV/m)	Reading Level (dBμV)	Margin (dB)	Limit (dBμV/m)	Factor (dB/m)	Type
1		2458.120	108.734	77.506	N/A	N/A	31.229	AV
2		2483.500	51.282	20.056	-2.718	54.000	31.226	AV
3	*	2483.728	51.326	20.100	-2.674	54.000	31.226	AV

Note 1: " \* ", means this data is the worst emission level.

Note 2: Measure Level (dBμV/m) = Reading Level (dBμV) + Factor (dB/m).

Note 3: Factor (dB/m) = Cable Loss (dB) + Antenna Factor (dB/m).

Site: WZ-AC1	Time: 2023/12/21 - 22:07
Limit: FCC_2.4G_RE(3m)	Engineer: Ajin Fan
Probe: BBHA9120D_1167_1-18GHz	Polarity: Horizontal
EUT: ACCESS POINT	Power: By PoE
Test Mode: Transmit by 802.11ax-HE40 at 2422MHz	



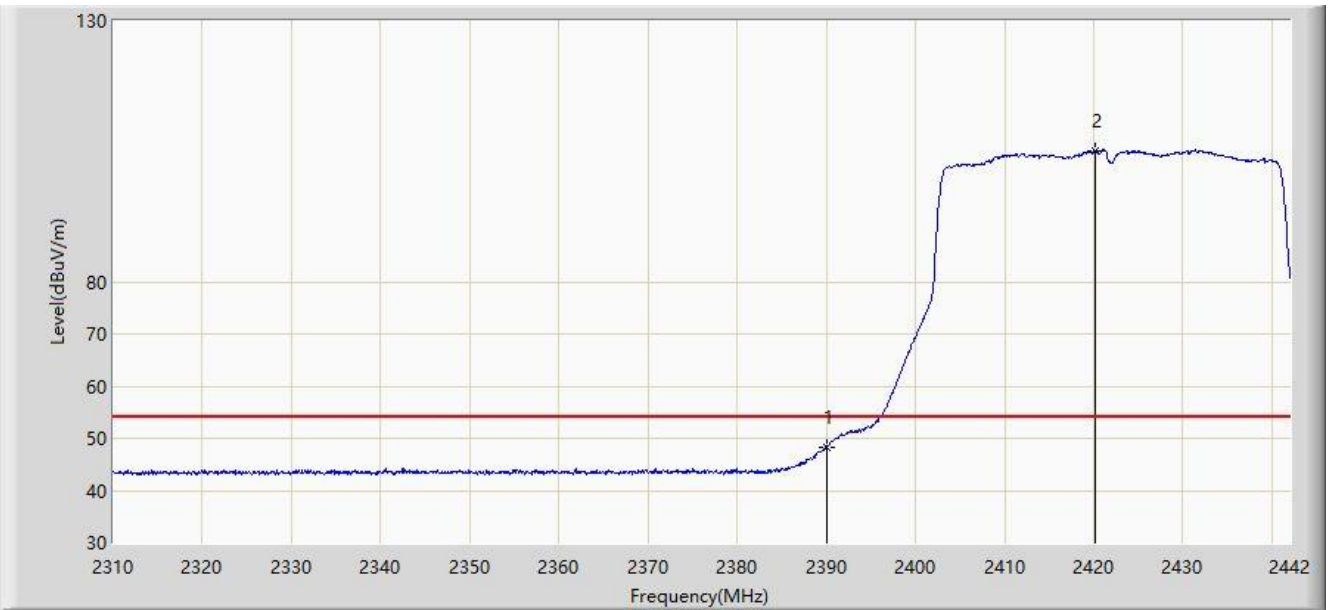
No	Mark	Frequency (MHz)	Measure Level (dBμV/m)	Reading Level (dBμV)	Margin (dB)	Limit (dBμV/m)	Factor (dB/m)	Type
1	*	2390.000	63.160	31.906	-10.840	74.000	31.254	PK
2		2424.576	117.145	85.911	N/A	N/A	31.234	PK

Note 1: " \* ", means this data is the worst emission level.

Note 2: Measure Level (dBμV/m) = Reading Level (dBμV) + Factor (dB/m).

Note 3: Factor (dB/m) = Cable Loss (dB) + Antenna Factor (dB/m).

Site: WZ-AC1	Time: 2023/12/21 - 22:06
Limit: FCC_2.4G_RE(3m)	Engineer: Ajin Fan
Probe: BBHA9120D_1167_1-18GHz	Polarity: Horizontal
EUT: ACCESS POINT	Power: By PoE
Test Mode: Transmit by 802.11ax-HE40 at 2422MHz	



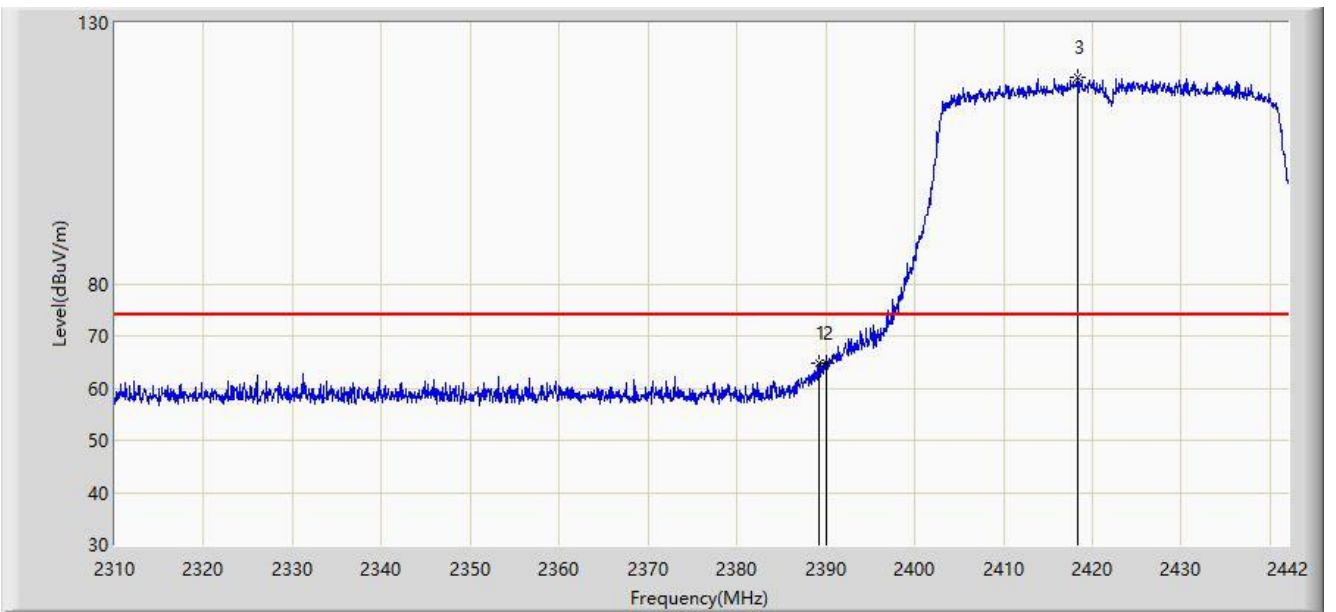
No	Mark	Frequency (MHz)	Measure Level (dB $\mu$ V/m)	Reading Level (dB $\mu$ V)	Margin (dB)	Limit (dB $\mu$ V/m)	Factor (dB/m)	Type
1	*	2390.000	48.358	17.104	-5.642	54.000	31.254	AV
2		2420.088	105.053	73.806	N/A	N/A	31.248	AV

Note 1: " \* ", means this data is the worst emission level.

Note 2: Measure Level (dB $\mu$ V/m) = Reading Level (dB $\mu$ V) + Factor (dB/m).

Note 3: Factor (dB/m) = Cable Loss (dB) + Antenna Factor (dB/m).

Site: WZ-AC1	Time: 2023/12/21 - 22:05
Limit: FCC_2.4G_RE(3m)	Engineer: Ajin Fan
Probe: BBHA9120D_1167_1-18GHz	Polarity: Vertical
EUT: ACCESS POINT	Power: By PoE
Test Mode: Transmit by 802.11ax-HE40 at 2422MHz	



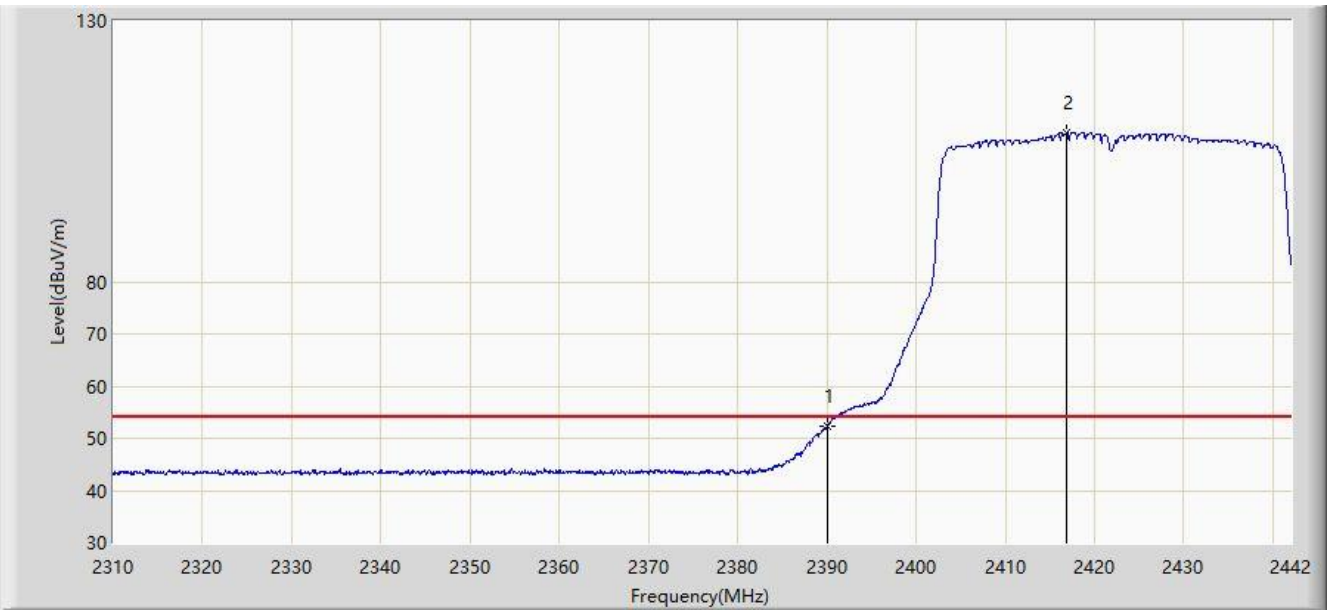
No	Mark	Frequency (MHz)	Measure Level (dBμV/m)	Reading Level (dBμV)	Margin (dB)	Limit (dBμV/m)	Factor (dB/m)	Type
1	*	2389.266	64.911	33.657	-9.089	74.000	31.254	PK
2		2390.000	64.793	33.539	-9.207	74.000	31.254	PK
3		2418.372	119.477	88.228	N/A	N/A	31.249	PK

Note 1: " \* ", means this data is the worst emission level.

Note 2: Measure Level (dBμV/m) = Reading Level (dBμV) + Factor (dB/m).

Note 3: Factor (dB/m) = Cable Loss (dB) + Antenna Factor (dB/m).

Site: WZ-AC1	Time: 2023/12/21 - 22:02
Limit: FCC_2.4G_RE(3m)	Engineer: Ajin Fan
Probe: BBHA9120D_1167_1-18GHz	Polarity: Vertical
EUT: ACCESS POINT	Power: By PoE
Test Mode: Transmit by 802.11ax-HE40 at 2422MHz	



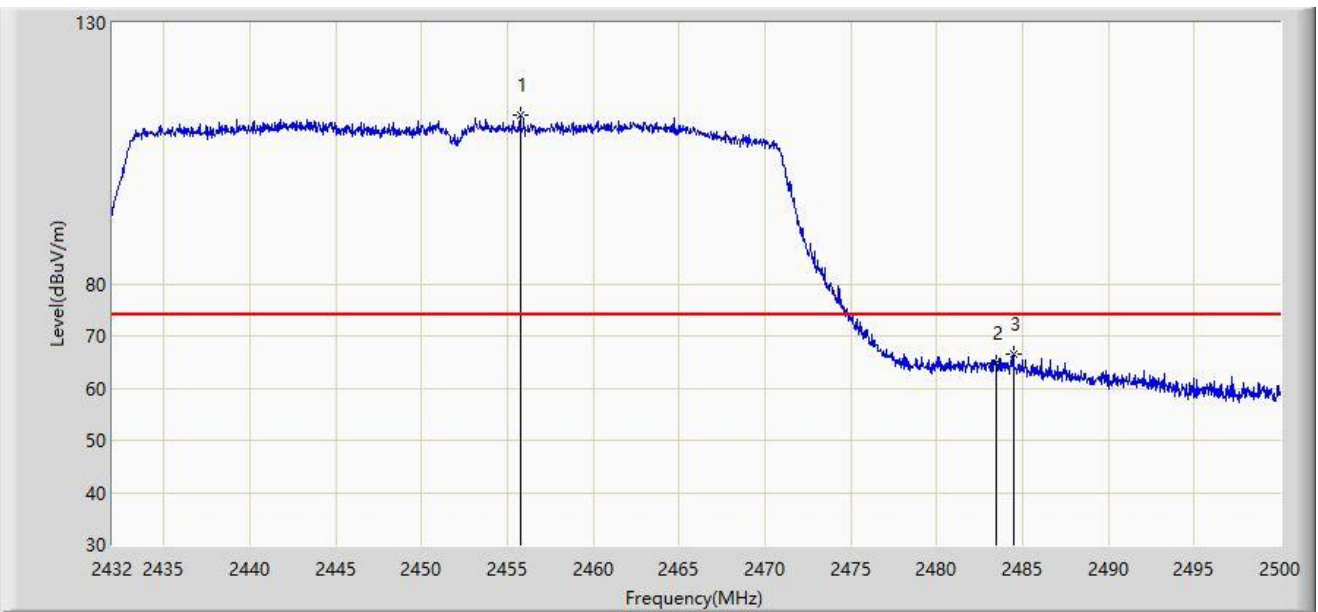
No	Mark	Frequency (MHz)	Measure Level (dBμV/m)	Reading Level (dBμV)	Margin (dB)	Limit (dBμV/m)	Factor (dB/m)	Type
1	*	2390.000	52.250	20.996	-1.750	54.000	31.254	AV
2		2416.788	108.448	77.198	N/A	N/A	31.249	AV

Note 1: " \* ", means this data is the worst emission level.

Note 2: Measure Level (dBμV/m) = Reading Level (dBμV) + Factor (dB/m).

Note 3: Factor (dB/m) = Cable Loss (dB) + Antenna Factor (dB/m).

Site: WZ-AC1	Time: 2023/12/21 - 22:16
Limit: FCC_2.4G_RE(3m)	Engineer: Ajin Fan
Probe: BBHA9120D_1167_1-18GHz	Polarity: Horizontal
EUT: ACCESS POINT	Power: By PoE
Test Mode: Transmit by 802.11ax-HE40 at 2452MHz	



No	Mark	Frequency (MHz)	Measure Level (dBμV/m)	Reading Level (dBμV)	Margin (dB)	Limit (dBμV/m)	Factor (dB/m)	Type
1		2455.732	112.290	81.060	N/A	N/A	31.230	PK
2		2483.500	64.780	33.554	-9.220	74.000	31.226	PK
3	*	2484.462	66.576	35.349	-7.424	74.000	31.227	PK

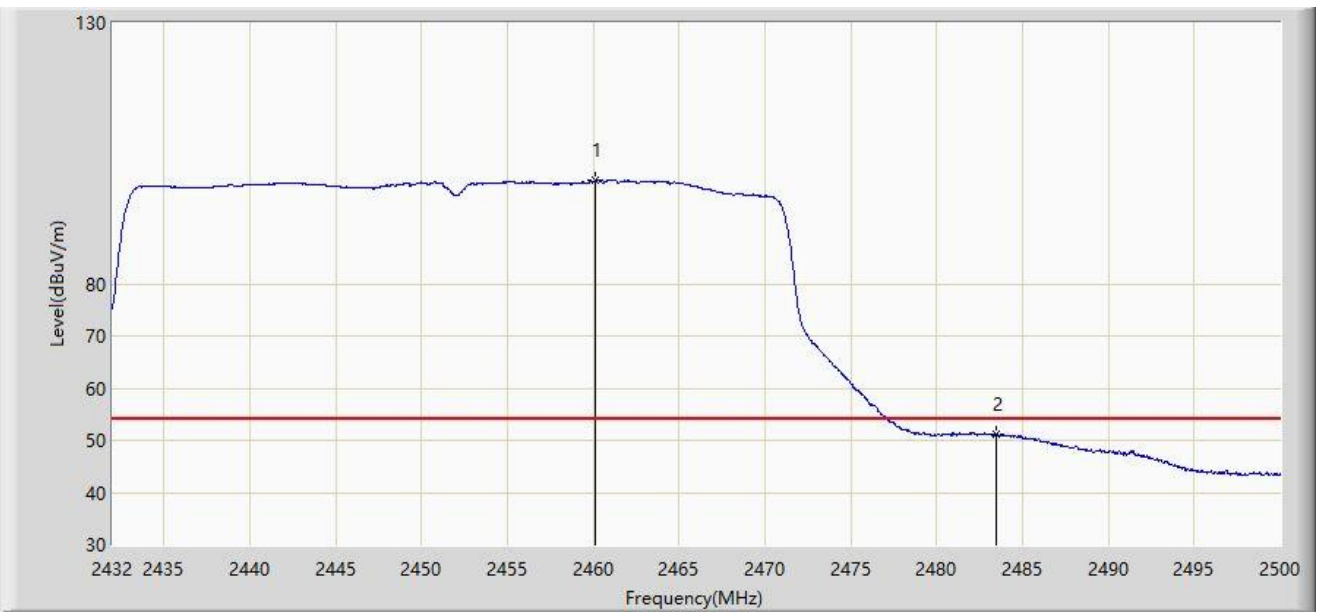
Note 1: " \* ", means this data is the worst emission level.

Note 2: Measure Level (dBμV/m) = Reading Level (dBμV) + Factor (dB/m).

Note 3: Factor (dB/m) = Cable Loss (dB) + Antenna Factor (dB/m).



Site: WZ-AC1	Time: 2023/12/21 - 22:15
Limit: FCC_2.4G_RE(3m)	Engineer: Ajin Fan
Probe: BBHA9120D_1167_1-18GHz	Polarity: Horizontal
EUT: ACCESS POINT	Power: By PoE
Test Mode: Transmit by 802.11ax-HE40 at 2452MHz	



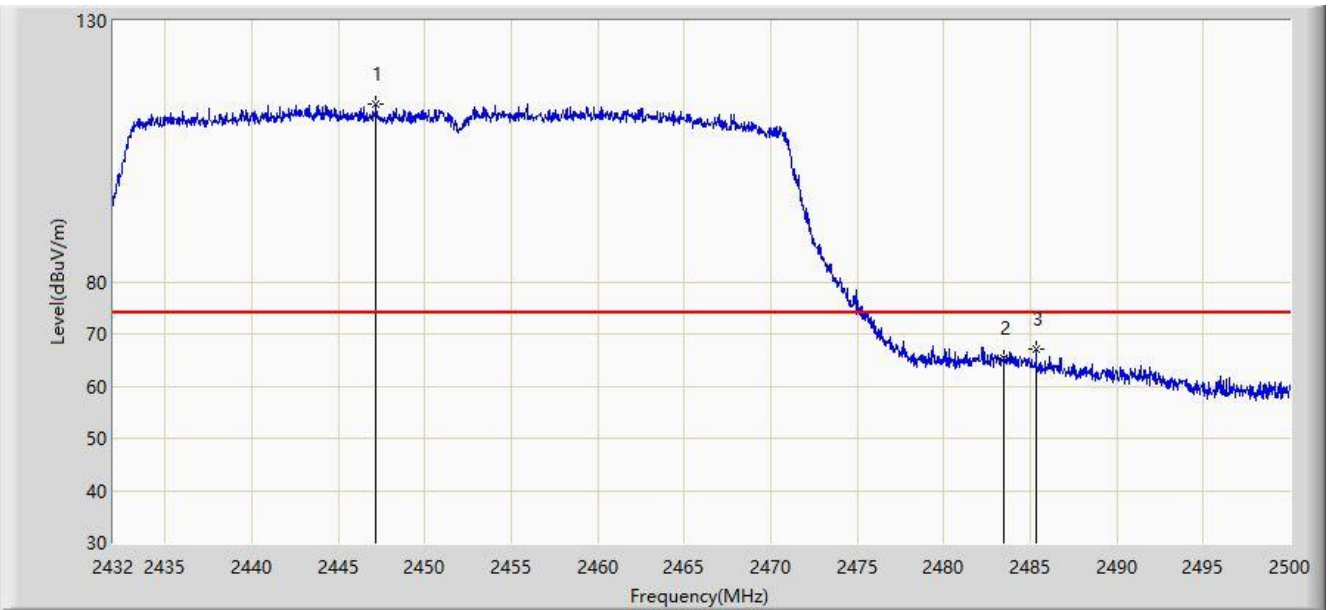
No	Mark	Frequency (MHz)	Measure Level (dB $\mu$ V/m)	Reading Level (dB $\mu$ V)	Margin (dB)	Limit (dB $\mu$ V/m)	Factor (dB/m)	Type
1		2460.118	99.734	68.507	N/A	N/A	31.227	AV
2	*	2483.500	51.121	19.895	-2.879	54.000	31.226	AV

Note 1: " \* ", means this data is the worst emission level.

Note 2: Measure Level (dB $\mu$ V/m) = Reading Level (dB $\mu$ V) + Factor (dB/m).

Note 3: Factor (dB/m) = Cable Loss (dB) + Antenna Factor (dB/m).

Site: WZ-AC1	Time: 2023/12/21 - 22:13
Limit: FCC_2.4G_RE(3m)	Engineer: Ajin Fan
Probe: BBHA9120D_1167_1-18GHz	Polarity: Vertical
EUT: ACCESS POINT	Power: By PoE
Test Mode: Transmit by 802.11ax-HE40 at 2452MHz	



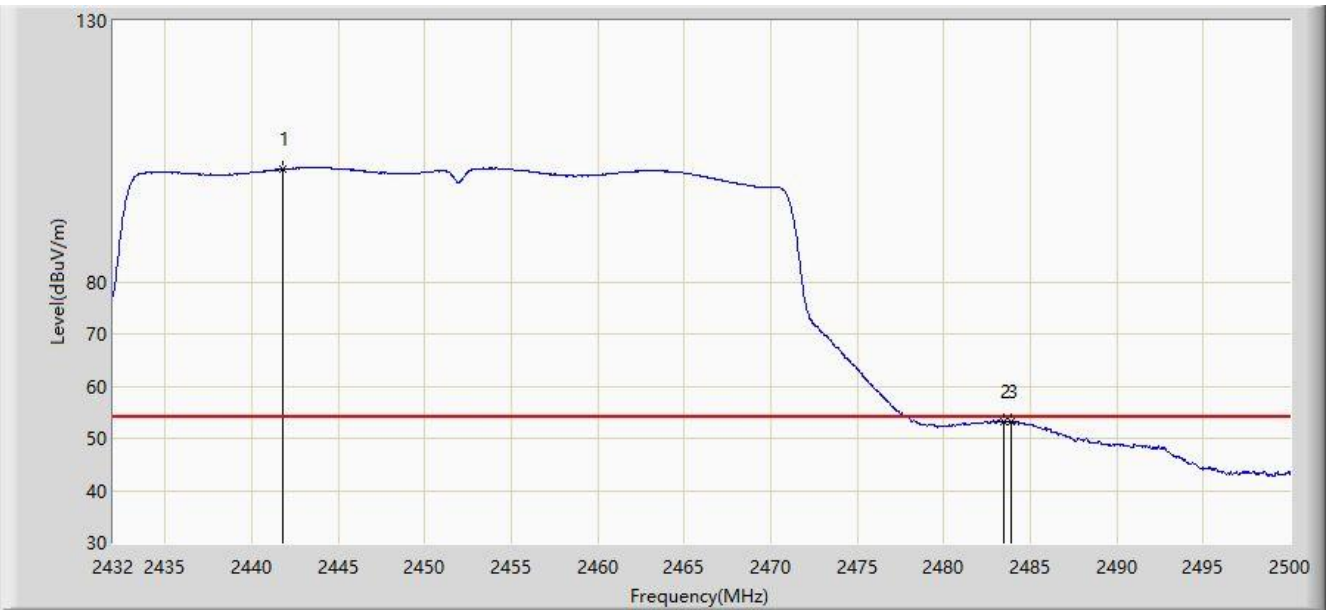
No	Mark	Frequency (MHz)	Measure Level (dB $\mu$ V/m)	Reading Level (dB $\mu$ V)	Margin (dB)	Limit (dB $\mu$ V/m)	Factor (dB/m)	Type
1		2447.198	114.137	82.918	N/A	N/A	31.219	PK
2		2483.500	65.340	34.114	-8.660	74.000	31.226	PK
3	*	2485.346	67.135	35.907	-6.865	74.000	31.228	PK

Note 1: " \* ", means this data is the worst emission level.

Note 2: Measure Level (dB $\mu$ V/m) = Reading Level (dB $\mu$ V) + Factor (dB/m).

Note 3: Factor (dB/m) = Cable Loss (dB) + Antenna Factor (dB/m).

Site: WZ-AC1	Time: 2023/12/21 - 22:12
Limit: FCC_2.4G_RE(3m)	Engineer: Ajin Fan
Probe: BBHA9120D_1167_1-18GHz	Polarity: Vertical
EUT: ACCESS POINT	Power: By PoE
Test Mode: Transmit by 802.11ax-HE40 at 2452MHz	



No	Mark	Frequency (MHz)	Measure Level (dBμV/m)	Reading Level (dBμV)	Margin (dB)	Limit (dBμV/m)	Factor (dB/m)	Type
1		2441.826	101.605	70.395	N/A	N/A	31.210	AV
2		2483.500	53.048	21.822	-0.952	54.000	31.226	AV
3	*	2483.918	53.309	22.082	-0.691	54.000	31.227	AV

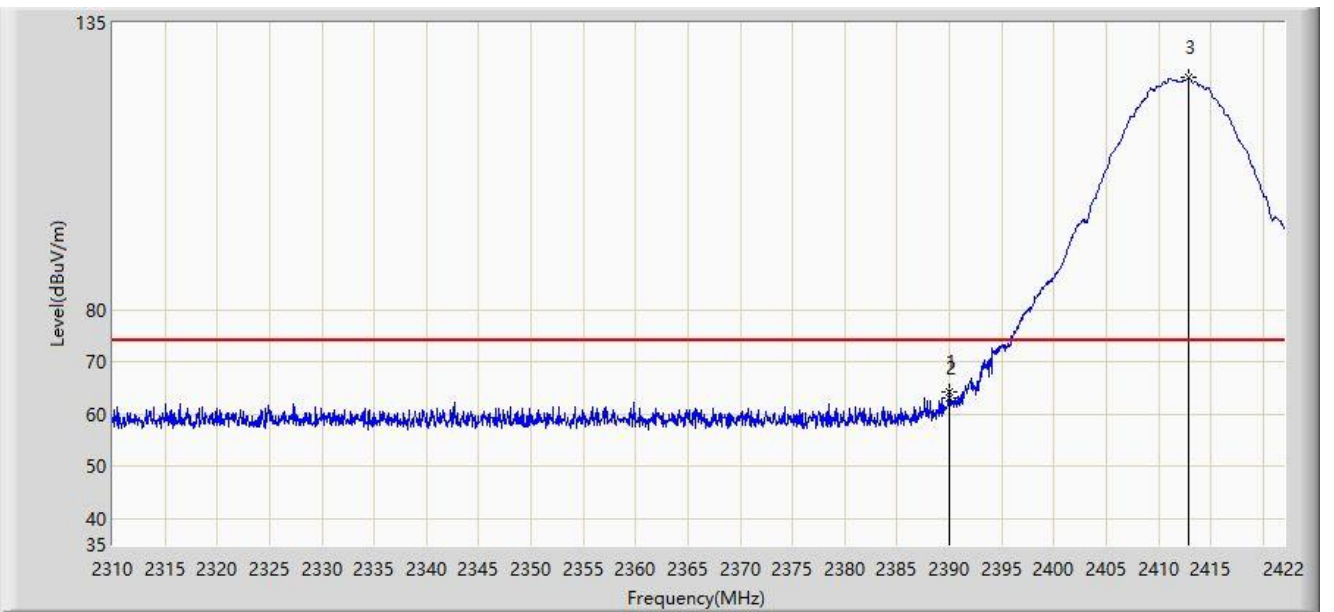
Note 1: " \* ", means this data is the worst emission level.

Note 2: Measure Level (dBμV/m) = Reading Level (dBμV) + Factor (dB/m).

Note 3: Factor (dB/m) = Cable Loss (dB) + Antenna Factor (dB/m).

**Antenna Model: ANT-2x2-2314**

Site: WZ-AC1	Time: 2023/12/11 - 18:46
Limit: FCC_2.4G_RE(3m)	Engineer: Frank Xue
Probe: BBHA9120D_1167_1-18GHz	Polarity: Horizontal
EUT: ACCESS POINT	Power: By PoE
Test Mode: Transmit by 802.11b at 2412MHz	



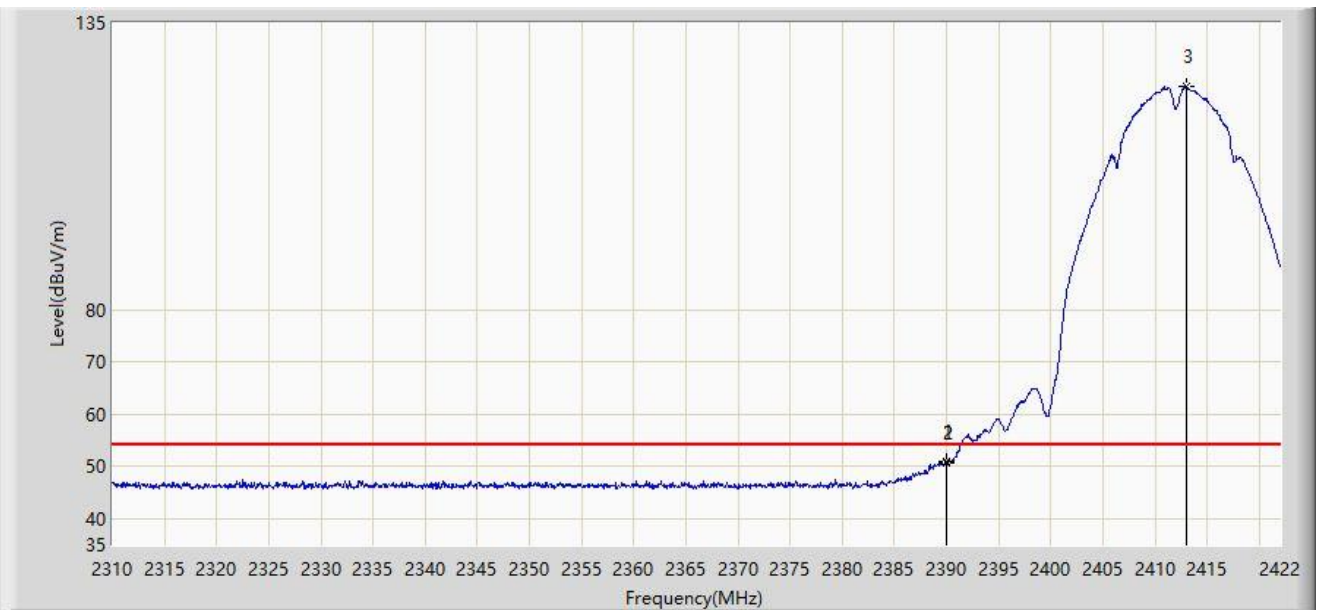
No	Mark	Frequency (MHz)	Measure Level (dBμV/m)	Reading Level (dBμV)	Margin (dB)	Limit (dBμV/m)	Factor (dB/m)	Type
1	*	2389.968	64.234	32.980	-9.766	74.000	31.254	PK
2		2390.000	63.195	31.941	-10.805	74.000	31.254	PK
3		2412.872	124.467	93.215	N/A	N/A	31.252	PK

Note 1: " \* ", means this data is the worst emission level.

Note 2: Measure Level (dBμV/m) = Reading Level (dBμV) + Factor (dB/m).

Note 3: Factor (dB/m) = Cable Loss (dB) + Antenna Factor (dB/m).

Site: WZ-AC1	Time: 2023/12/11 - 19:19
Limit: FCC_2.4G_RE(3m)	Engineer: Frank Xue
Probe: BBHA9120D_1167_1-18GHz	Polarity: Horizontal
EUT: ACCESS POINT	Power: By PoE
Test Mode: Transmit by 802.11b at 2412MHz	



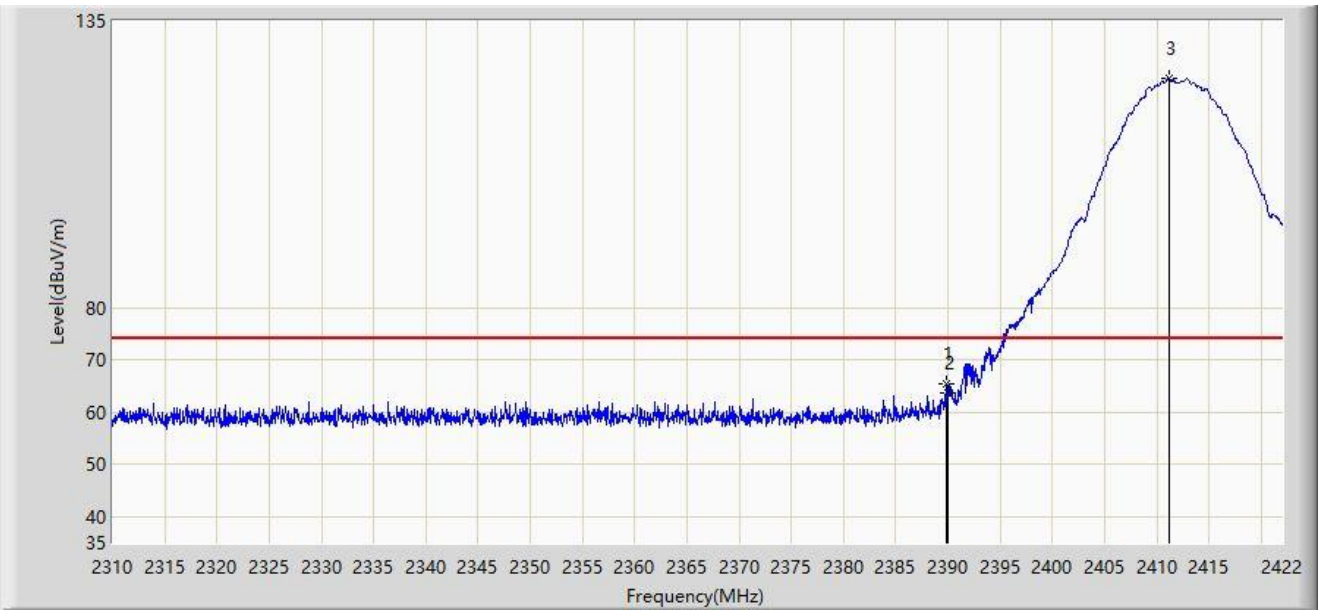
No	Mark	Frequency (MHz)	Measure Level (dB $\mu$ V/m)	Reading Level (dB $\mu$ V)	Margin (dB)	Limit (dB $\mu$ V/m)	Factor (dB/m)	Type
1	*	2389.968	50.995	19.741	-3.005	54.000	31.254	AV
2		2390.000	50.764	19.510	-3.236	54.000	31.254	AV
3		2413.040	122.794	91.542	N/A	N/A	31.252	AV

Note 1: " \* ", means this data is the worst emission level.

Note 2: Measure Level (dB $\mu$ V/m) = Reading Level (dB $\mu$ V) + Factor (dB/m).

Note 3: Factor (dB/m) = Cable Loss (dB) + Antenna Factor (dB/m).

Site: WZ-AC1	Time: 2023/12/11 - 19:26
Limit: FCC_2.4G_RE(3m)	Engineer: Frank Xue
Probe: BBHA9120D_1167_1-18GHz	Polarity: Vertical
EUT: ACCESS POINT	Power: By PoE
Test Mode: Transmit by 802.11b at 2412MHz	



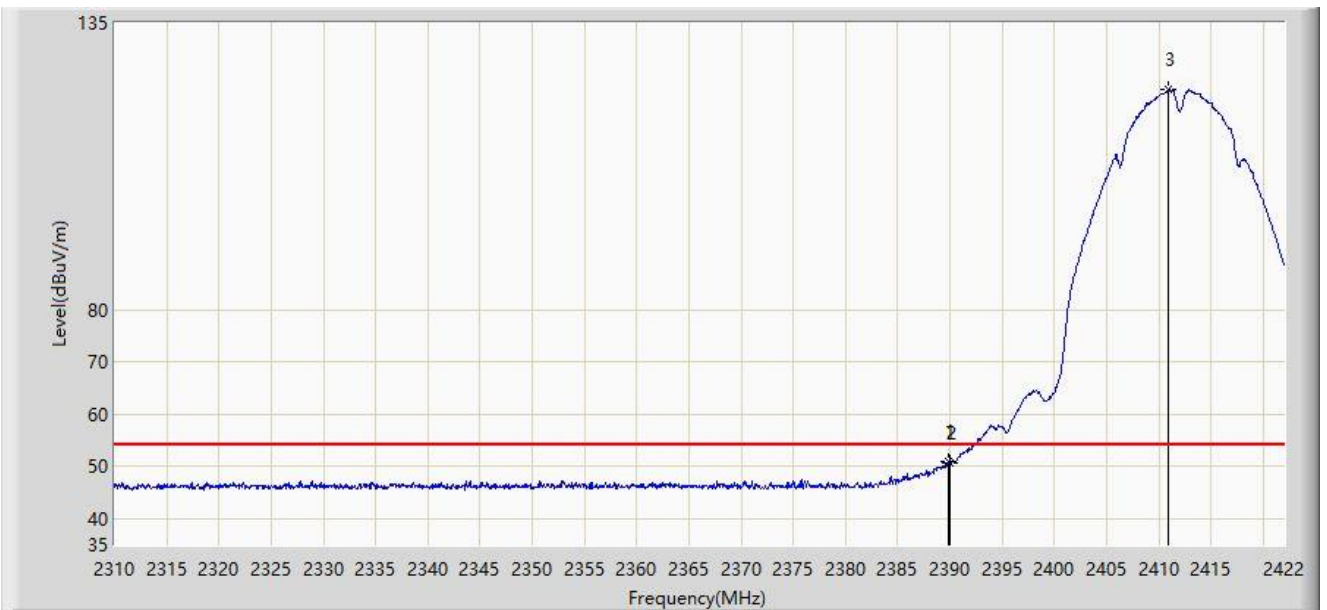
No	Mark	Frequency (MHz)	Measure Level (dBμV/m)	Reading Level (dBμV)	Margin (dB)	Limit (dBμV/m)	Factor (dB/m)	Type
1	*	2389.800	65.336	34.082	-8.664	74.000	31.254	PK
2		2390.000	63.801	32.547	-10.199	74.000	31.254	PK
3		2411.192	124.013	92.760	N/A	N/A	31.254	PK

Note 1: " \* ", means this data is the worst emission level.

Note 2: Measure Level (dBμV/m) = Reading Level (dBμV) + Factor (dB/m).

Note 3: Factor (dB/m) = Cable Loss (dB) + Antenna Factor (dB/m).

Site: WZ-AC1	Time: 2023/12/11 - 19:27
Limit: FCC_2.4G_RE(3m)	Engineer: Frank Xue
Probe: BBHA9120D_1167_1-18GHz	Polarity: Vertical
EUT: ACCESS POINT	Power: By PoE
Test Mode: Transmit by 802.11b at 2412MHz	



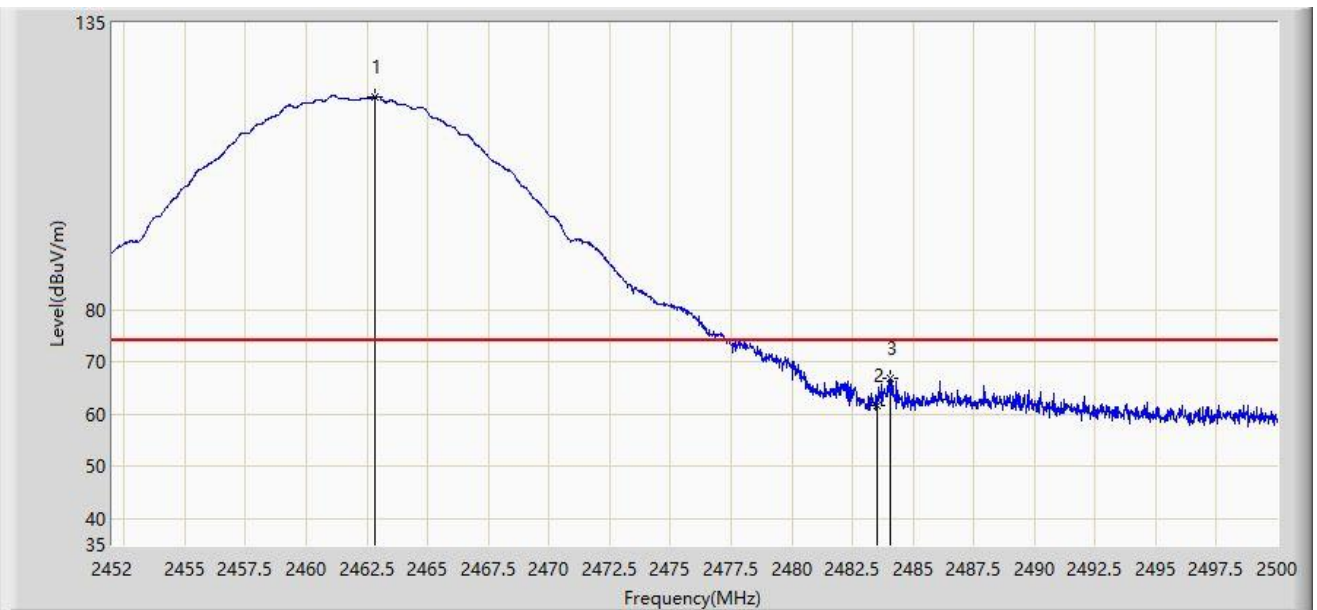
No	Mark	Frequency (MHz)	Measure Level (dB $\mu$ V/m)	Reading Level (dB $\mu$ V)	Margin (dB)	Limit (dB $\mu$ V/m)	Factor (dB/m)	Type
1	*	2389.912	50.869	19.615	-3.131	54.000	31.254	AV
2		2390.000	50.698	19.444	-3.302	54.000	31.254	AV
3		2410.968	122.391	91.138	N/A	N/A	31.253	AV

Note 1: " \* ", means this data is the worst emission level.

Note 2: Measure Level (dB $\mu$ V/m) = Reading Level (dB $\mu$ V) + Factor (dB/m).

Note 3: Factor (dB/m) = Cable Loss (dB) + Antenna Factor (dB/m).

Site: WZ-AC1	Time: 2023/12/11 - 19:51
Limit: FCC_2.4G_RE(3m)	Engineer: Frank Xue
Probe: BBHA9120D_1167_1-18GHz	Polarity: Horizontal
EUT: ACCESS POINT	Power: By PoE
Test Mode: Transmit by 802.11b at 2462MHz	



No	Mark	Frequency (MHz)	Measure Level (dB $\mu$ V/m)	Reading Level (dB $\mu$ V)	Margin (dB)	Limit (dB $\mu$ V/m)	Factor (dB/m)	Type
1		2462.800	120.881	89.656	N/A	N/A	31.225	PK
2		2483.500	61.730	30.504	-12.270	74.000	31.226	PK
3	*	2484.064	66.900	35.673	-7.100	74.000	31.227	PK

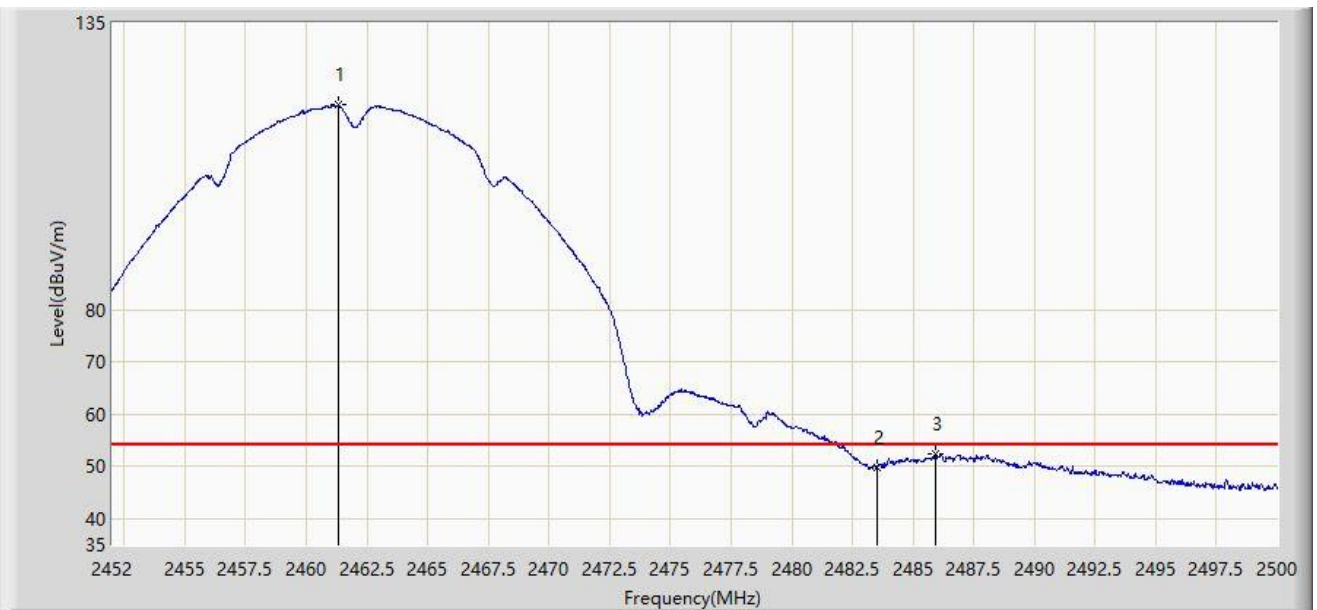
Note 1: " \* ", means this data is the worst emission level.

Note 2: Measure Level (dB $\mu$ V/m) = Reading Level (dB $\mu$ V) + Factor (dB/m).

Note 3: Factor (dB/m) = Cable Loss (dB) + Antenna Factor (dB/m).



Site: WZ-AC1	Time: 2023/12/11 - 19:54
Limit: FCC_2.4G_RE(3m)	Engineer: Frank Xue
Probe: BBHA9120D_1167_1-18GHz	Polarity: Horizontal
EUT: ACCESS POINT	Power: By PoE
Test Mode: Transmit by 802.11b at 2462MHz	



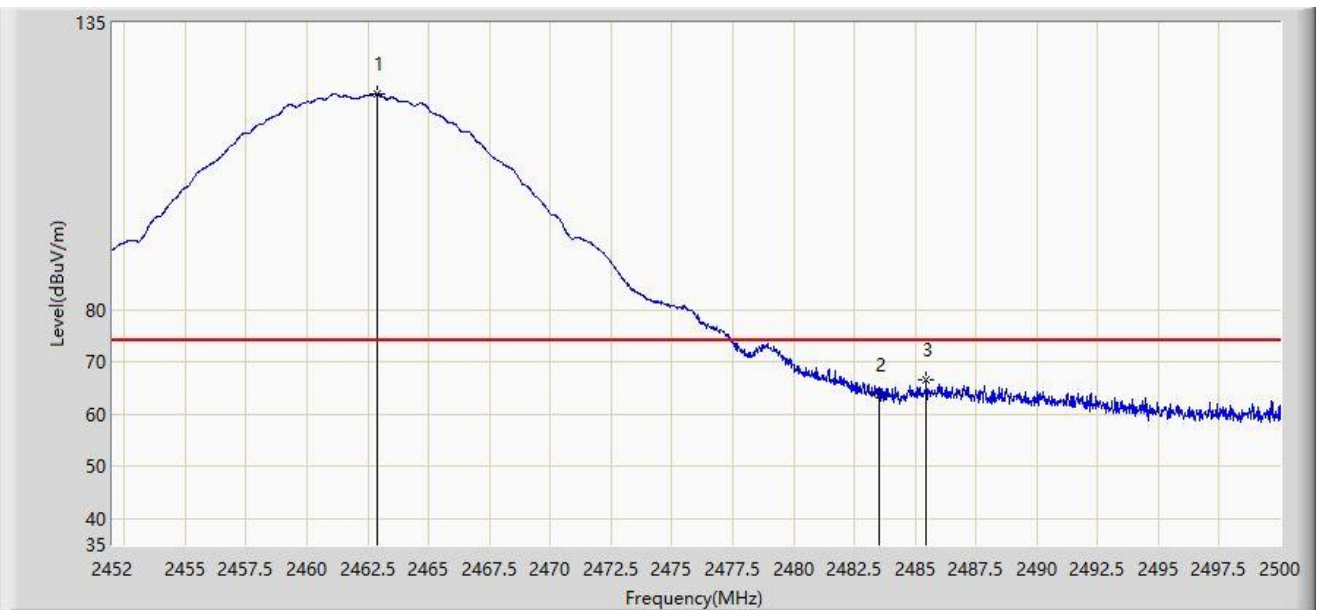
No	Mark	Frequency (MHz)	Measure Level (dBμV/m)	Reading Level (dBμV)	Margin (dB)	Limit (dBμV/m)	Factor (dB/m)	Type
1		2461.312	119.229	88.003	N/A	N/A	31.226	AV
2		2483.500	49.729	18.503	-4.271	54.000	31.226	AV
3	*	2485.936	52.289	21.061	-1.711	54.000	31.228	AV

Note 1: " \* ", means this data is the worst emission level.

Note 2: Measure Level (dBμV/m) = Reading Level (dBμV) + Factor (dB/m).

Note 3: Factor (dB/m) = Cable Loss (dB) + Antenna Factor (dB/m).

Site: WZ-AC1	Time: 2023/12/11 - 19:43
Limit: FCC_2.4G_RE(3m)	Engineer: Frank Xue
Probe: BBHA9120D_1167_1-18GHz	Polarity: Vertical
EUT: ACCESS POINT	Power: By PoE
Test Mode: Transmit by 802.11b at 2462MHz	



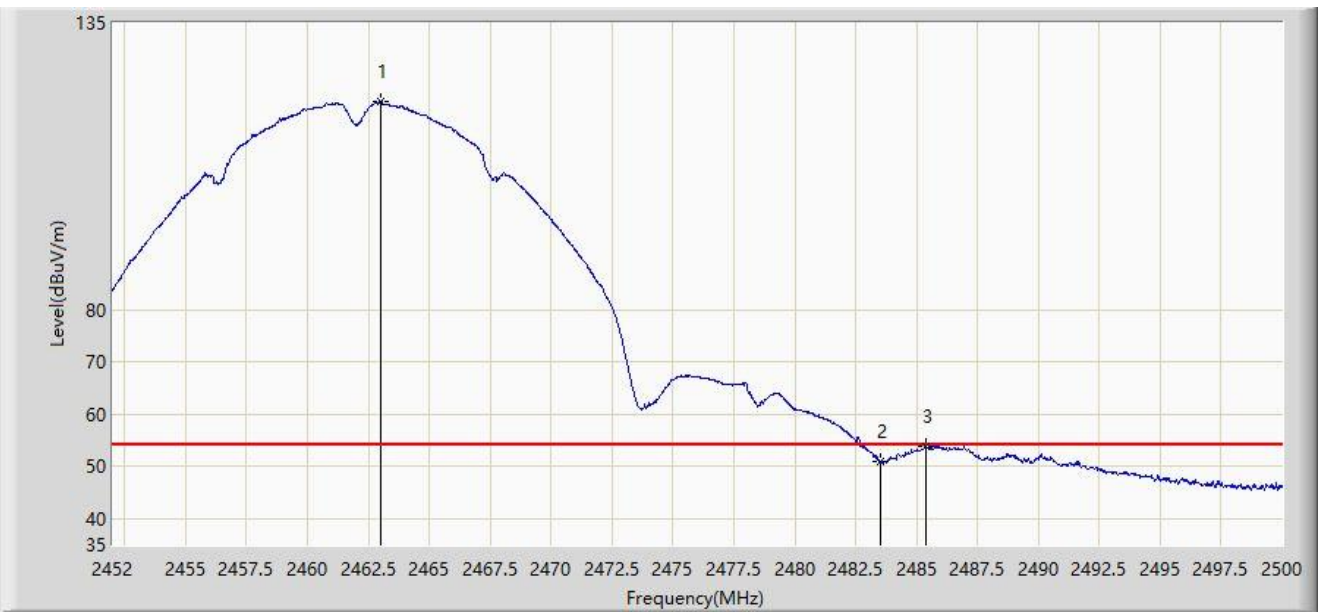
No	Mark	Frequency (MHz)	Measure Level (dB $\mu$ V/m)	Reading Level (dB $\mu$ V)	Margin (dB)	Limit (dB $\mu$ V/m)	Factor (dB/m)	Type
1		2462.872	121.491	90.266	N/A	N/A	31.225	PK
2		2483.500	63.731	32.505	-10.269	74.000	31.226	PK
3	*	2485.456	66.607	35.379	-7.393	74.000	31.228	PK

Note 1: " \* ", means this data is the worst emission level.

Note 2: Measure Level (dB $\mu$ V/m) = Reading Level (dB $\mu$ V) + Factor (dB/m).

Note 3: Factor (dB/m) = Cable Loss (dB) + Antenna Factor (dB/m).

Site: WZ-AC1	Time: 2023/12/11 - 19:47
Limit: FCC_2.4G_RE(3m)	Engineer: Frank Xue
Probe: BBHA9120D_1167_1-18GHz	Polarity: Vertical
EUT: ACCESS POINT	Power: By PoE
Test Mode: Transmit by 802.11b at 2462MHz	



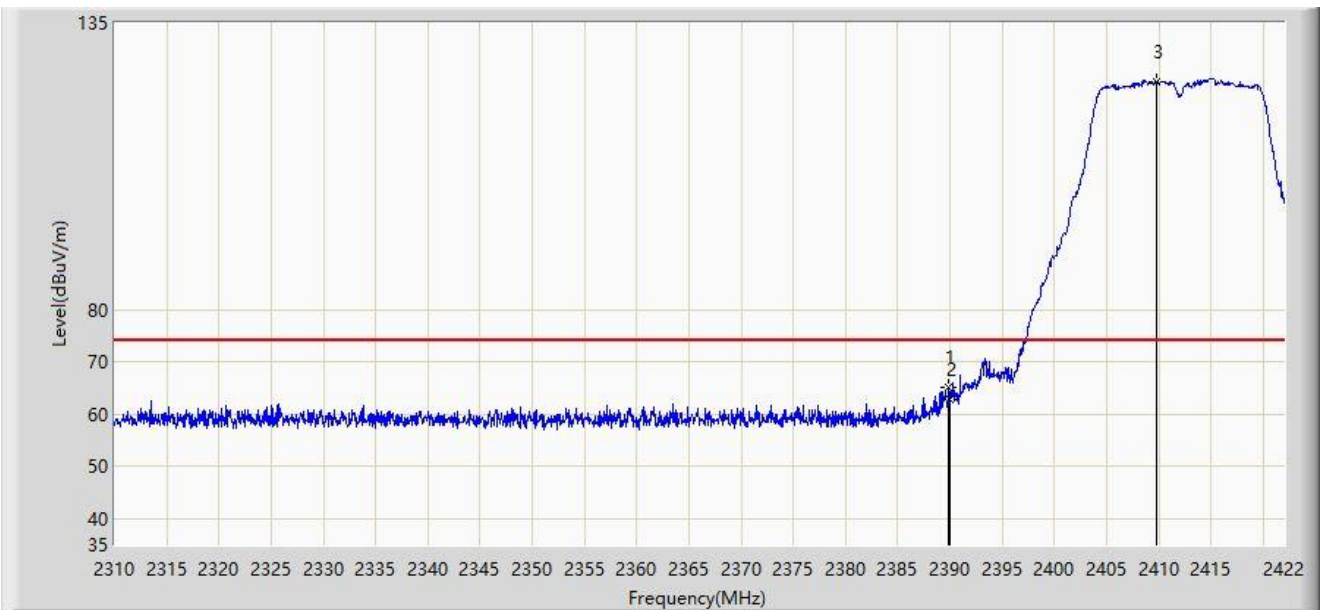
No	Mark	Frequency (MHz)	Measure Level (dBμV/m)	Reading Level (dBμV)	Margin (dB)	Limit (dBμV/m)	Factor (dB/m)	Type
1		2463.016	119.958	88.733	N/A	N/A	31.225	AV
2		2483.500	50.931	19.705	-3.069	54.000	31.226	AV
3	*	2485.360	53.859	22.631	-0.141	54.000	31.228	AV

Note 1: " \* ", means this data is the worst emission level.

Note 2: Measure Level (dBμV/m) = Reading Level (dBμV) + Factor (dB/m).

Note 3: Factor (dB/m) = Cable Loss (dB) + Antenna Factor (dB/m).

Site: WZ-AC1	Time: 2023/12/11 - 20:20
Limit: FCC_2.4G_RE(3m)	Engineer: Frank Xue
Probe: BBHA9120D_1167_1-18GHz	Polarity: Horizontal
EUT: ACCESS POINT	Power: By PoE
Test Mode: Transmit by 802.11g at 2412MHz	



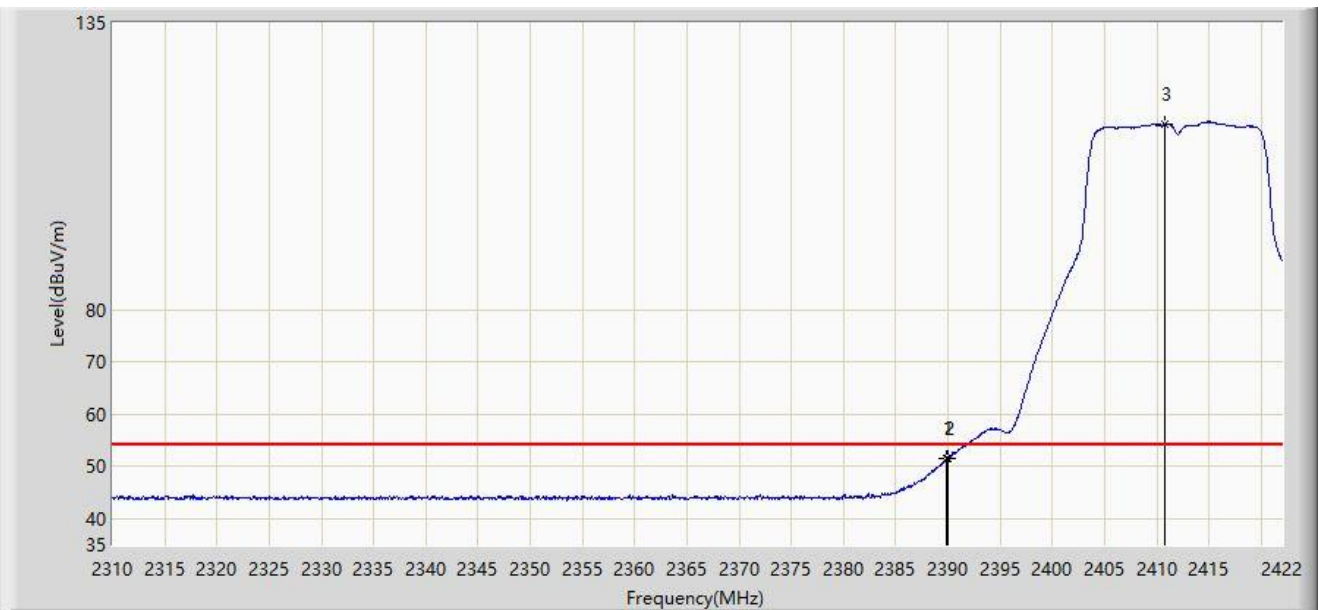
No	Mark	Frequency (MHz)	Measure Level (dBμV/m)	Reading Level (dBμV)	Margin (dB)	Limit (dBμV/m)	Factor (dB/m)	Type
1	*	2389.912	65.062	33.808	-8.938	74.000	31.254	PK
2		2390.000	62.756	31.502	-11.244	74.000	31.254	PK
3		2409.736	123.781	92.527	N/A	N/A	31.254	PK

Note 1: " \* ", means this data is the worst emission level.

Note 2: Measure Level (dBμV/m) = Reading Level (dBμV) + Factor (dB/m).

Note 3: Factor (dB/m) = Cable Loss (dB) + Antenna Factor (dB/m).

Site: WZ-AC1	Time: 2023/12/11 - 20:23
Limit: FCC_2.4G_RE(3m)	Engineer: Frank Xue
Probe: BBHA9120D_1167_1-18GHz	Polarity: Horizontal
EUT: ACCESS POINT	Power: By PoE
Test Mode: Transmit by 802.11g at 2412MHz	



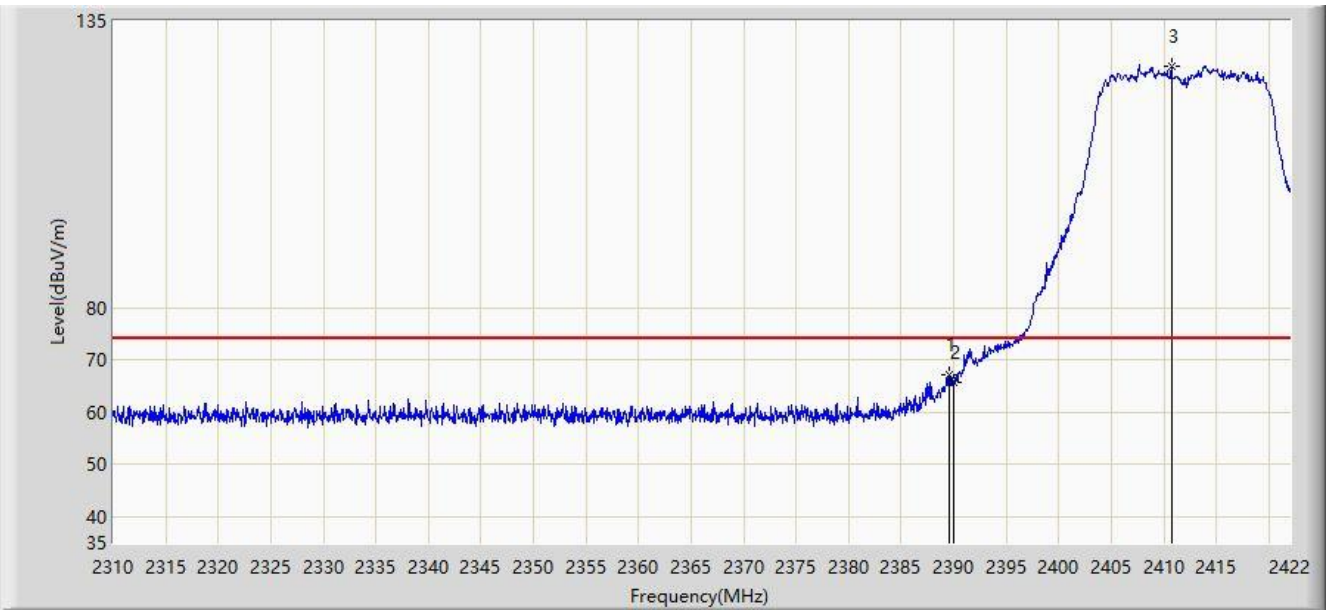
No	Mark	Frequency (MHz)	Measure Level (dB $\mu$ V/m)	Reading Level (dB $\mu$ V)	Margin (dB)	Limit (dB $\mu$ V/m)	Factor (dB/m)	Type
1		2389.912	51.431	20.177	-2.569	54.000	31.254	AV
2	*	2390.000	51.464	20.210	-2.536	54.000	31.254	AV
3		2410.800	115.514	84.260	N/A	N/A	31.253	AV

Note 1: " \* ", means this data is the worst emission level.

Note 2: Measure Level (dB $\mu$ V/m) = Reading Level (dB $\mu$ V) + Factor (dB/m).

Note 3: Factor (dB/m) = Cable Loss (dB) + Antenna Factor (dB/m).

Site: WZ-AC1	Time: 2023/12/11 - 20:18
Limit: FCC_2.4G_RE(3m)	Engineer: Frank Xue
Probe: BBHA9120D_1167_1-18GHz	Polarity: Vertical
EUT: ACCESS POINT	Power: By PoE
Test Mode: Transmit by 802.11g at 2412MHz	



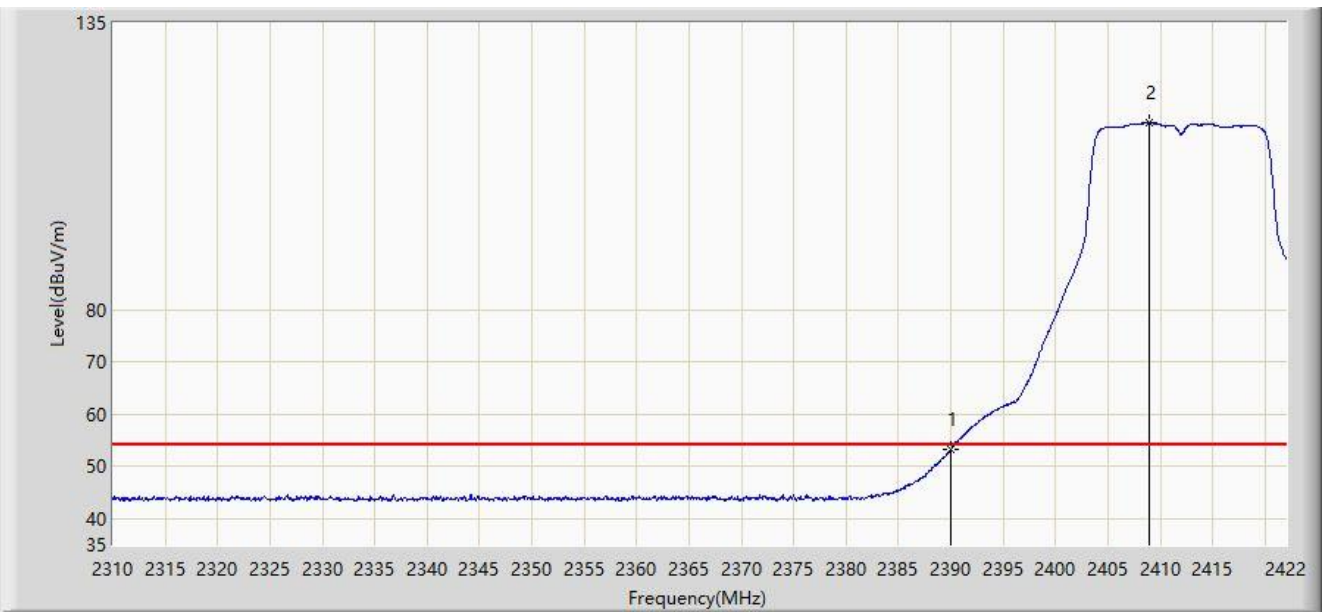
No	Mark	Frequency (MHz)	Measure Level (dBμV/m)	Reading Level (dBμV)	Margin (dB)	Limit (dBμV/m)	Factor (dB/m)	Type
1	*	2389.632	67.095	35.841	-6.905	74.000	31.254	PK
2		2390.000	65.760	34.506	-8.240	74.000	31.254	PK
3		2410.744	126.208	94.954	N/A	N/A	31.253	PK

Note 1: " \* ", means this data is the worst emission level.

Note 2: Measure Level (dBμV/m) = Reading Level (dBμV) + Factor (dB/m).

Note 3: Factor (dB/m) = Cable Loss (dB) + Antenna Factor (dB/m).

Site: WZ-AC1	Time: 2023/12/11 - 20:17
Limit: FCC_2.4G_RE(3m)	Engineer: Frank Xue
Probe: BBHA9120D_1167_1-18GHz	Polarity: Vertical
EUT: ACCESS POINT	Power: By PoE
Test Mode: Transmit by 802.11g at 2412MHz	



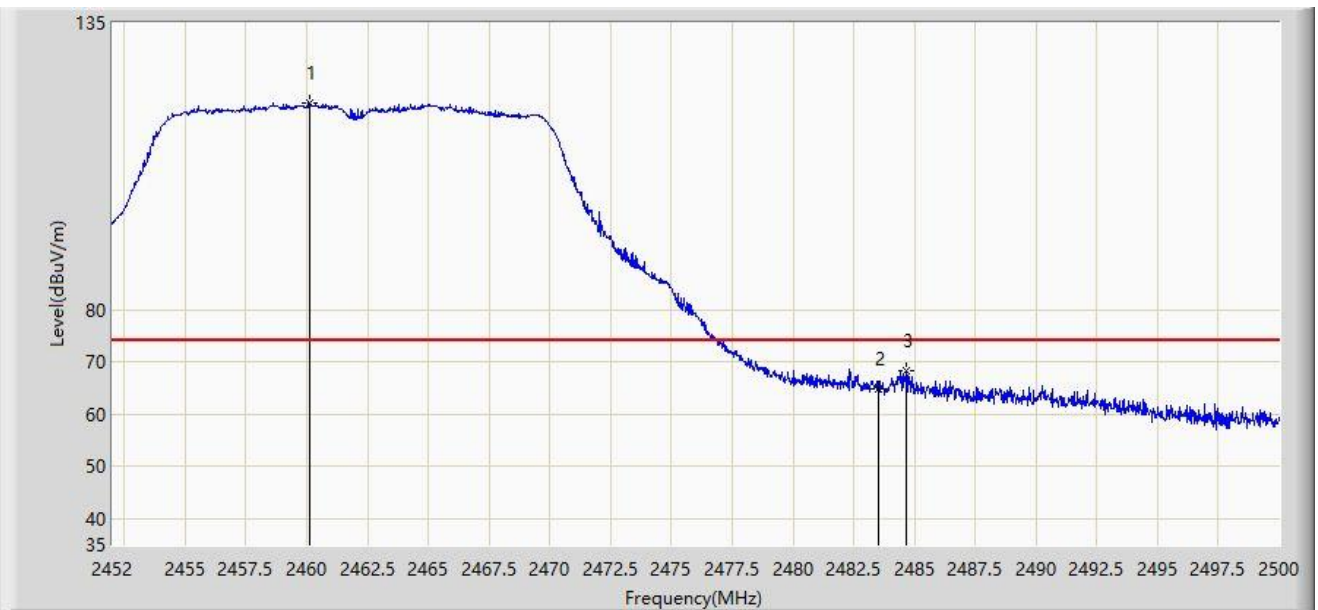
No	Mark	Frequency (MHz)	Measure Level (dBμV/m)	Reading Level (dBμV)	Margin (dB)	Limit (dBμV/m)	Factor (dB/m)	Type
1	*	2390.000	53.304	22.050	-0.696	54.000	31.254	AV
2		2408.896	115.902	84.647	N/A	N/A	31.255	AV

Note 1: " \* ", means this data is the worst emission level.

Note 2: Measure Level (dBμV/m) = Reading Level (dBμV) + Factor (dB/m).

Note 3: Factor (dB/m) = Cable Loss (dB) + Antenna Factor (dB/m).

Site: WZ-AC1	Time: 2023/12/11 - 20:56
Limit: FCC_2.4G_RE(3m)	Engineer: Frank Xue
Probe: BBHA9120D_1167_1-18GHz	Polarity: Horizontal
EUT: ACCESS POINT	Power: By PoE
Test Mode: Transmit by 802.11g at 2462MHz	



No	Mark	Frequency (MHz)	Measure Level (dB $\mu$ V/m)	Reading Level (dB $\mu$ V)	Margin (dB)	Limit (dB $\mu$ V/m)	Factor (dB/m)	Type
1		2460.112	119.714	88.487	N/A	N/A	31.227	PK
2		2483.500	64.976	33.750	-9.024	74.000	31.226	PK
3	*	2484.688	68.228	37.001	-5.772	74.000	31.227	PK

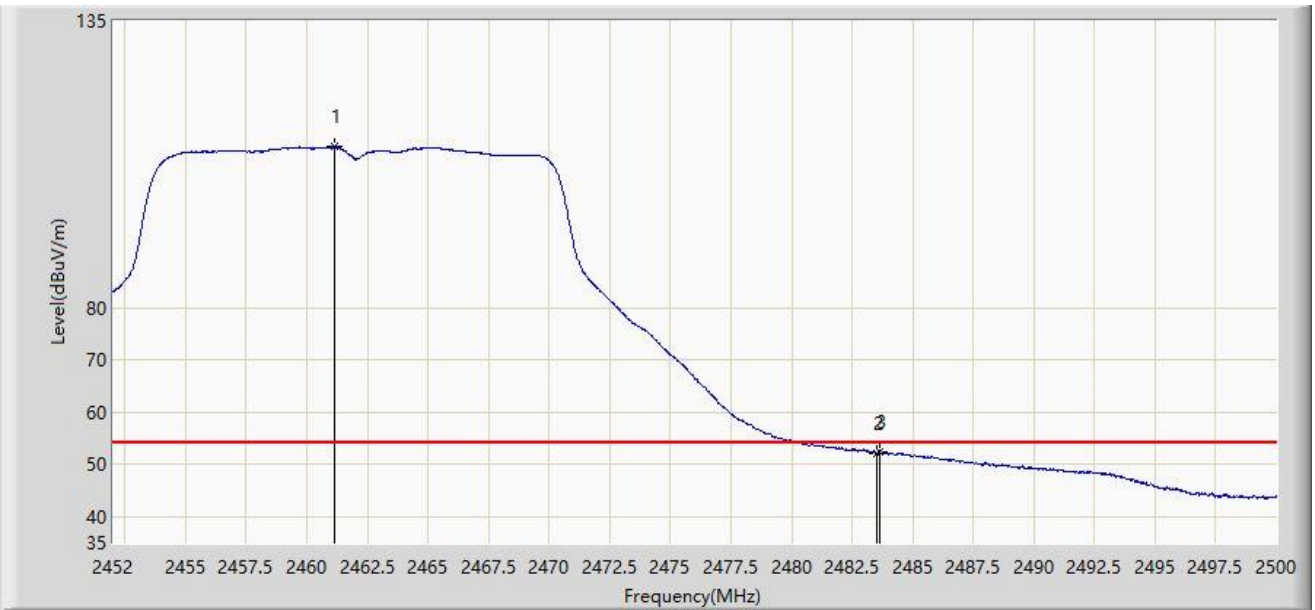
Note 1: " \* ", means this data is the worst emission level.

Note 2: Measure Level (dB $\mu$ V/m) = Reading Level (dB $\mu$ V) + Factor (dB/m).

Note 3: Factor (dB/m) = Cable Loss (dB) + Antenna Factor (dB/m).



Site: WZ-AC1	Time: 2023/12/11 - 20:58
Limit: FCC_2.4G_RE(3m)	Engineer: Frank Xue
Probe: BBHA9120D_1167_1-18GHz	Polarity: Horizontal
EUT: ACCESS POINT	Power: By PoE
Test Mode: Transmit by 802.11g at 2462MHz	



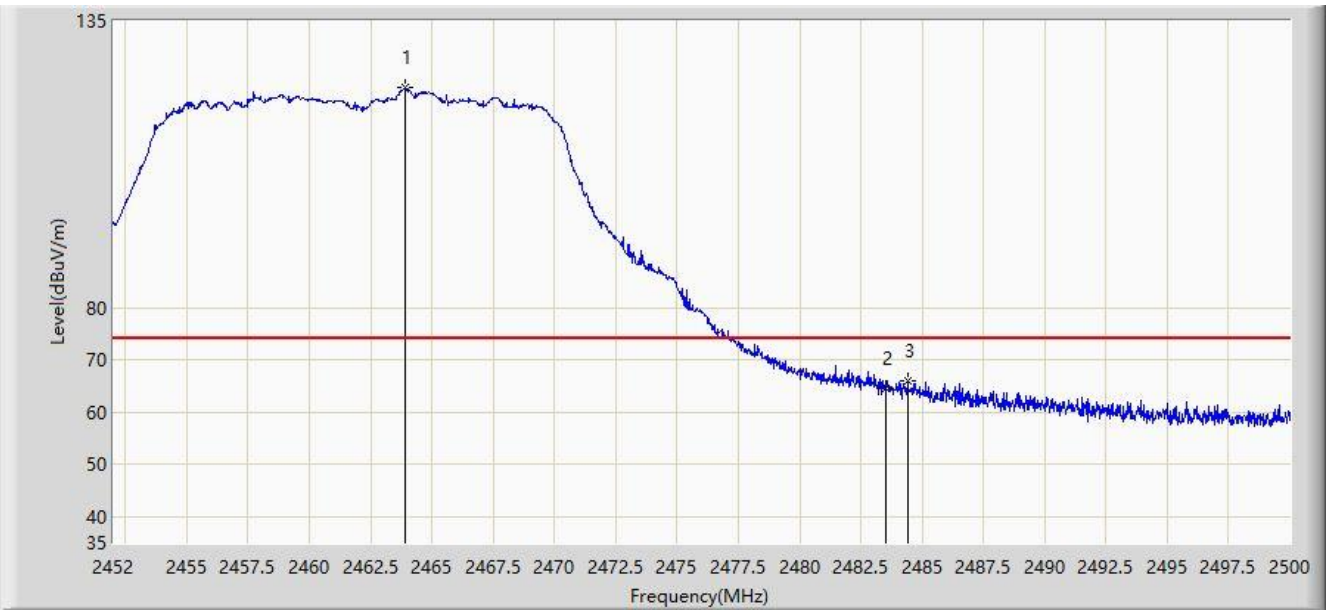
No	Mark	Frequency (MHz)	Measure Level (dBμV/m)	Reading Level (dBμV)	Margin (dB)	Limit (dBμV/m)	Factor (dB/m)	Type
1		2461.168	110.888	79.662	N/A	N/A	31.226	AV
2		2483.500	52.229	21.003	-1.771	54.000	31.226	AV
3	*	2483.656	52.261	21.035	-1.739	54.000	31.226	AV

Note 1: " \* ", means this data is the worst emission level.

Note 2: Measure Level (dBμV/m) = Reading Level (dBμV) + Factor (dB/m).

Note 3: Factor (dB/m) = Cable Loss (dB) + Antenna Factor (dB/m).

Site: WZ-AC1	Time: 2023/12/11 - 20:35
Limit: FCC_2.4G_RE(3m)	Engineer: Frank Xue
Probe: BBHA9120D_1167_1-18GHz	Polarity: Vertical
EUT: ACCESS POINT	Power: By PoE
Test Mode: Transmit by 802.11g at 2462MHz	



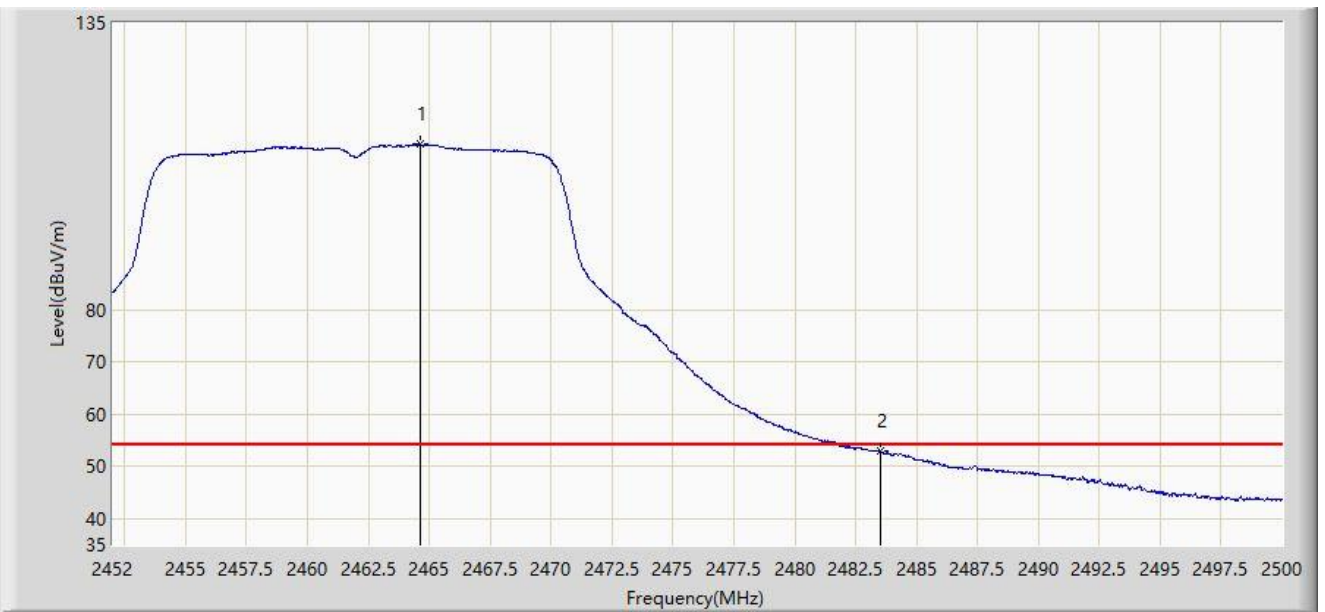
No	Mark	Frequency (MHz)	Measure Level (dBμV/m)	Reading Level (dBμV)	Margin (dB)	Limit (dBμV/m)	Factor (dB/m)	Type
1		2463.880	122.161	90.936	N/A	N/A	31.224	PK
2		2483.500	64.709	33.483	-9.291	74.000	31.226	PK
3	*	2484.400	66.048	34.821	-7.952	74.000	31.227	PK

Note 1: " \* ", means this data is the worst emission level.

Note 2: Measure Level (dBμV/m) = Reading Level (dBμV) + Factor (dB/m).

Note 3: Factor (dB/m) = Cable Loss (dB) + Antenna Factor (dB/m).

Site: WZ-AC1	Time: 2023/12/11 - 20:33
Limit: FCC_2.4G_RE(3m)	Engineer: Frank Xue
Probe: BBHA9120D_1167_1-18GHz	Polarity: Vertical
EUT: ACCESS POINT	Power: By PoE
Test Mode: Transmit by 802.11g at 2462MHz	



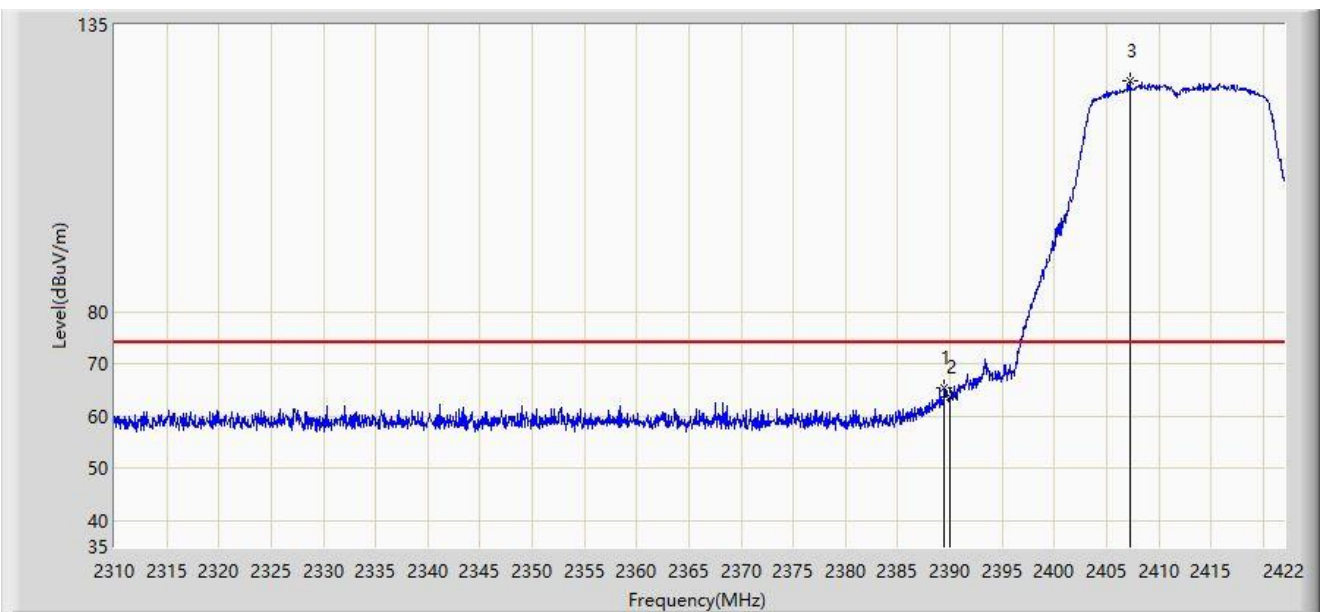
No	Mark	Frequency (MHz)	Measure Level (dB $\mu$ V/m)	Reading Level (dB $\mu$ V)	Margin (dB)	Limit (dB $\mu$ V/m)	Factor (dB/m)	Type
1		2464.648	111.685	80.461	N/A	N/A	31.225	AV
2	*	2483.500	52.921	21.695	-1.079	54.000	31.226	AV

Note 1: " \* ", means this data is the worst emission level.

Note 2: Measure Level (dB $\mu$ V/m) = Reading Level (dB $\mu$ V) + Factor (dB/m).

Note 3: Factor (dB/m) = Cable Loss (dB) + Antenna Factor (dB/m).

Site: WZ-AC1	Time: 2023/12/11 - 21:14
Limit: FCC_2.4G_RE(3m)	Engineer: Frank Xue
Probe: BBHA9120D_1167_1-18GHz	Polarity: Horizontal
EUT: ACCESS POINT	Power: By PoE
Test Mode: Transmit by 802.11n-HT20 at 2412MHz	



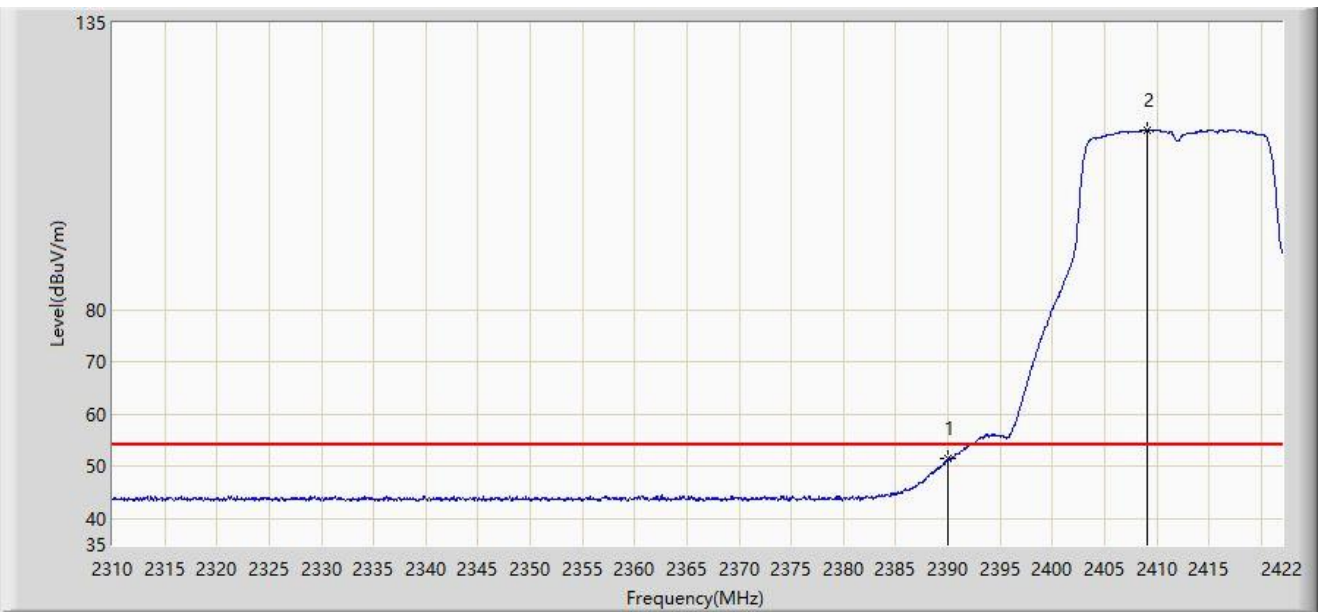
No	Mark	Frequency (MHz)	Measure Level (dB $\mu$ V/m)	Reading Level (dB $\mu$ V)	Margin (dB)	Limit (dB $\mu$ V/m)	Factor (dB/m)	Type
1	*	2389.464	65.435	34.181	-8.565	74.000	31.254	PK
2		2390.000	63.612	32.358	-10.388	74.000	31.254	PK
3		2407.216	124.136	92.881	N/A	N/A	31.255	PK

Note 1: " \* ", means this data is the worst emission level.

Note 2: Measure Level (dB $\mu$ V/m) = Reading Level (dB $\mu$ V) + Factor (dB/m).

Note 3: Factor (dB/m) = Cable Loss (dB) + Antenna Factor (dB/m).

Site: WZ-AC1	Time: 2023/12/11 - 21:15
Limit: FCC_2.4G_RE(3m)	Engineer: Frank Xue
Probe: BBHA9120D_1167_1-18GHz	Polarity: Horizontal
EUT: ACCESS POINT	Power: By PoE
Test Mode: Transmit by 802.11n-HT20 at 2412MHz	



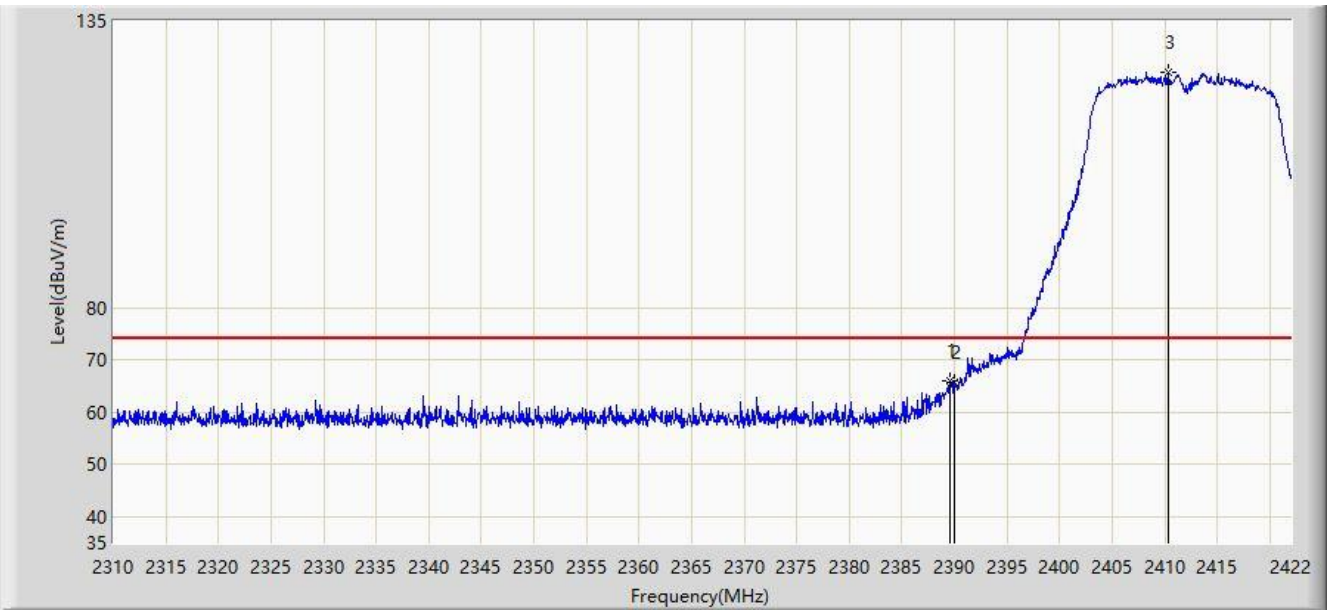
No	Mark	Frequency (MHz)	Measure Level (dBμV/m)	Reading Level (dBμV)	Margin (dB)	Limit (dBμV/m)	Factor (dB/m)	Type
1	*	2390.000	51.434	20.180	-2.566	54.000	31.254	AV
2		2409.064	114.521	83.267	N/A	N/A	31.255	AV

Note 1: " \* ", means this data is the worst emission level.

Note 2: Measure Level (dBμV/m) = Reading Level (dBμV) + Factor (dB/m).

Note 3: Factor (dB/m) = Cable Loss (dB) + Antenna Factor (dB/m).

Site: WZ-AC1	Time: 2023/12/11 - 21:12
Limit: FCC_2.4G_RE(3m)	Engineer: Frank Xue
Probe: BBHA9120D_1167_1-18GHz	Polarity: Vertical
EUT: ACCESS POINT	Power: By PoE
Test Mode: Transmit by 802.11n-HT20 at 2412MHz	



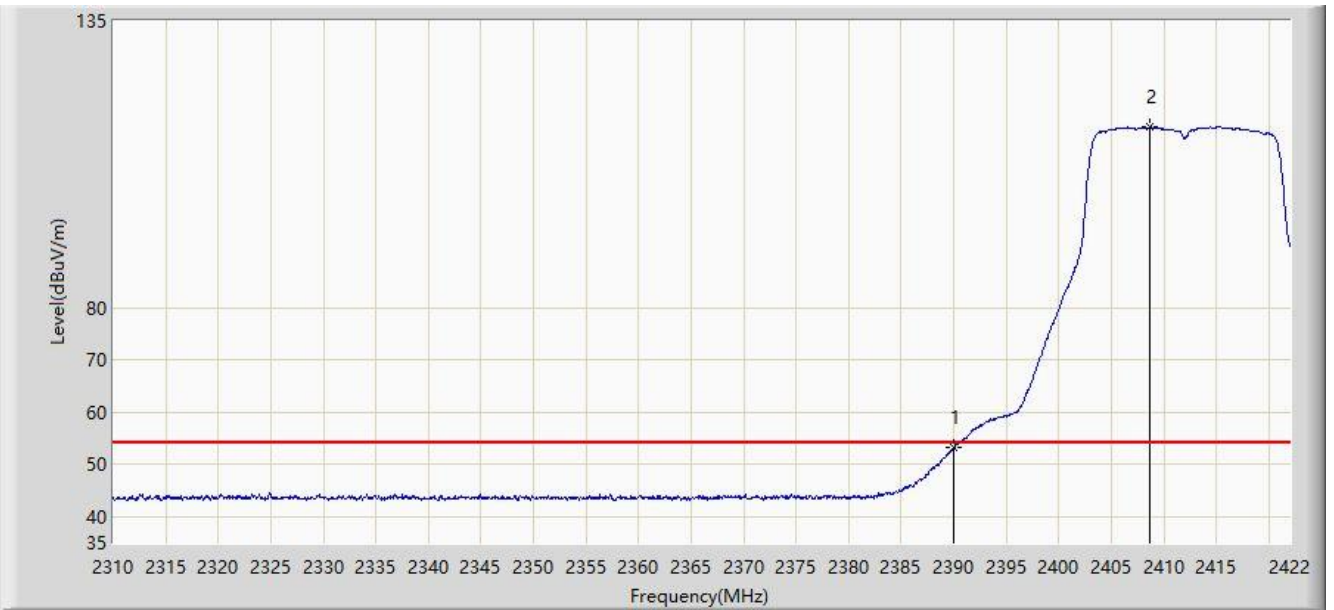
No	Mark	Frequency (MHz)	Measure Level (dBμV/m)	Reading Level (dBμV)	Margin (dB)	Limit (dBμV/m)	Factor (dB/m)	Type
1	*	2389.576	65.888	34.634	-8.112	74.000	31.254	PK
2		2390.000	65.604	34.350	-8.396	74.000	31.254	PK
3		2410.296	125.022	93.768	N/A	N/A	31.254	PK

Note 1: " \* ", means this data is the worst emission level.

Note 2: Measure Level (dBμV/m) = Reading Level (dBμV) + Factor (dB/m).

Note 3: Factor (dB/m) = Cable Loss (dB) + Antenna Factor (dB/m).

Site: WZ-AC1	Time: 2023/12/11 - 21:11
Limit: FCC_2.4G_RE(3m)	Engineer: Frank Xue
Probe: BBHA9120D_1167_1-18GHz	Polarity: Vertical
EUT: ACCESS POINT	Power: By PoE
Test Mode: Transmit by 802.11n-HT20 at 2412MHz	



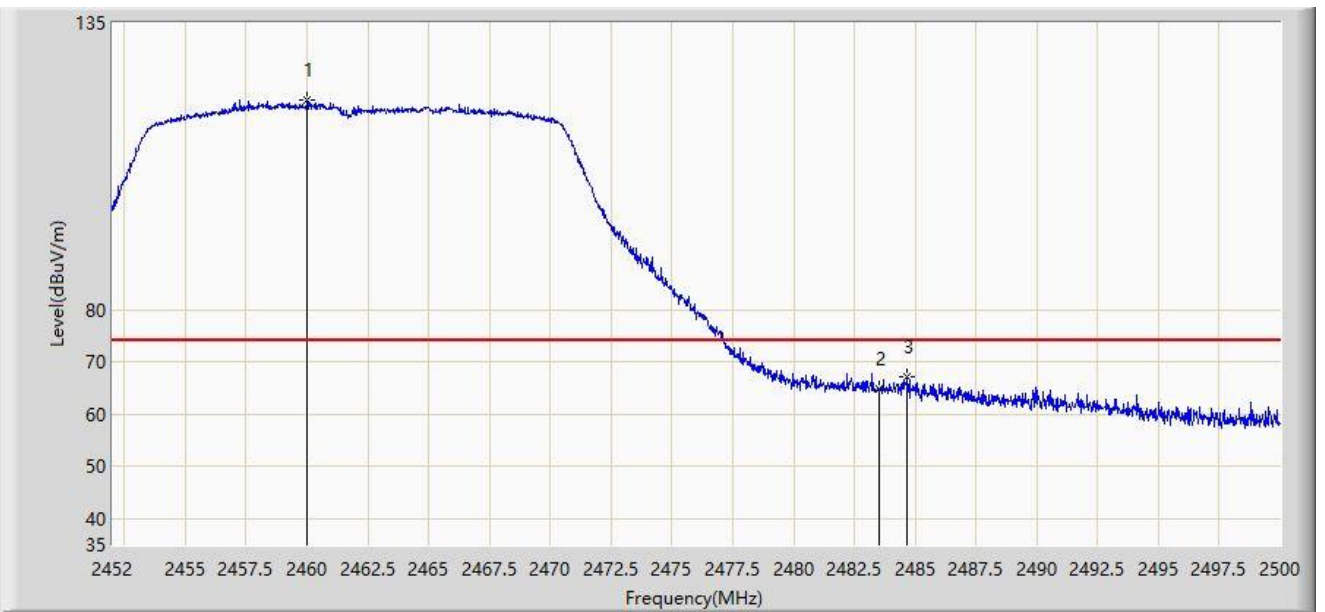
No	Mark	Frequency (MHz)	Measure Level (dB $\mu$ V/m)	Reading Level (dB $\mu$ V)	Margin (dB)	Limit (dB $\mu$ V/m)	Factor (dB/m)	Type
1	*	2390.000	53.207	21.953	-0.793	54.000	31.254	AV
2		2408.728	114.671	83.416	N/A	N/A	31.255	AV

Note 1: " \* ", means this data is the worst emission level.

Note 2: Measure Level (dB $\mu$ V/m) = Reading Level (dB $\mu$ V) + Factor (dB/m).

Note 3: Factor (dB/m) = Cable Loss (dB) + Antenna Factor (dB/m).

Site: WZ-AC1	Time: 2023/12/11 - 21:29
Limit: FCC_2.4G_RE(3m)	Engineer: Frank Xue
Probe: BBHA9120D_1167_1-18GHz	Polarity: Horizontal
EUT: ACCESS POINT	Power: By PoE
Test Mode: Transmit by 802.11n-HT20 at 2462MHz	



No	Mark	Frequency (MHz)	Measure Level (dB $\mu$ V/m)	Reading Level (dB $\mu$ V)	Margin (dB)	Limit (dB $\mu$ V/m)	Factor (dB/m)	Type
1		2460.016	120.159	88.932	N/A	N/A	31.227	PK
2		2483.500	64.806	33.580	-9.194	74.000	31.226	PK
3	*	2484.664	67.213	35.986	-6.787	74.000	31.227	PK

Note 1: " \* ", means this data is the worst emission level.

Note 2: Measure Level (dB $\mu$ V/m) = Reading Level (dB $\mu$ V) + Factor (dB/m).

Note 3: Factor (dB/m) = Cable Loss (dB) + Antenna Factor (dB/m).



Site: WZ-AC1	Time: 2023/12/11 - 21:30
Limit: FCC_2.4G_RE(3m)	Engineer: Frank Xue
Probe: BBHA9120D_1167_1-18GHz	Polarity: Horizontal
EUT: ACCESS POINT	Power: By PoE
Test Mode: Transmit by 802.11n-HT20 at 2462MHz	



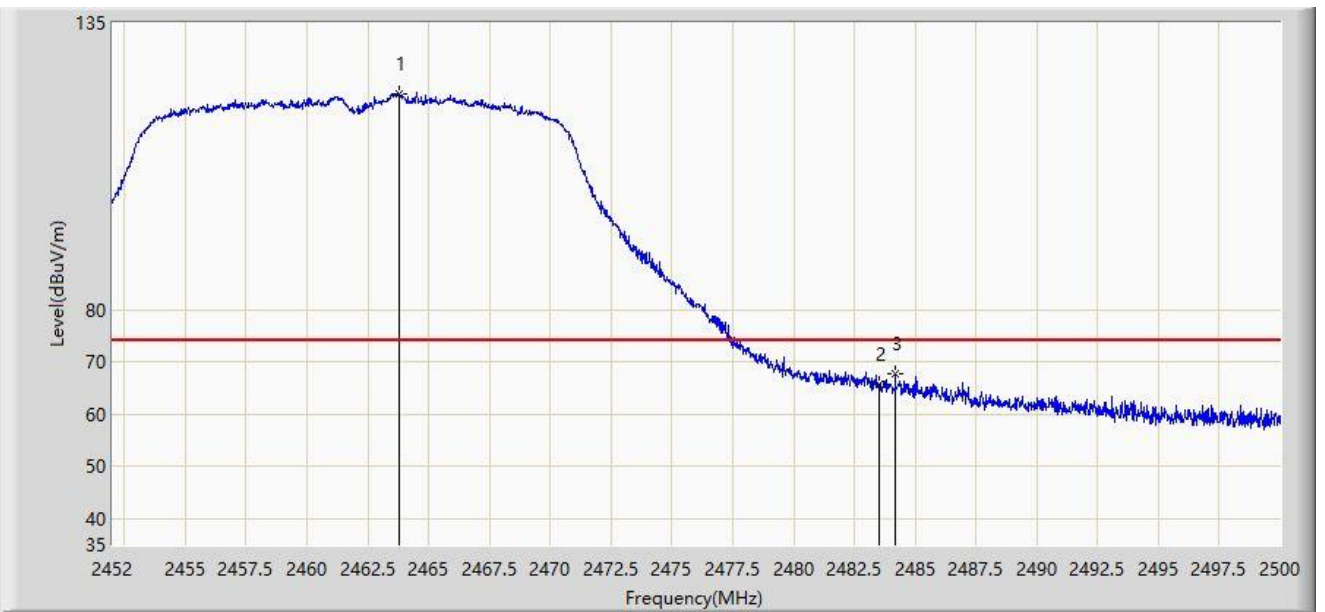
No	Mark	Frequency (MHz)	Measure Level (dB $\mu$ V/m)	Reading Level (dB $\mu$ V)	Margin (dB)	Limit (dB $\mu$ V/m)	Factor (dB/m)	Type
1		2459.368	110.335	79.108	N/A	N/A	31.228	AV
2		2483.500	52.617	21.391	-1.383	54.000	31.226	AV
3	*	2484.184	52.887	21.660	-1.113	54.000	31.227	AV

Note 1: " \* ", means this data is the worst emission level.

Note 2: Measure Level (dB $\mu$ V/m) = Reading Level (dB $\mu$ V) + Factor (dB/m).

Note 3: Factor (dB/m) = Cable Loss (dB) + Antenna Factor (dB/m).

Site: WZ-AC1	Time: 2023/12/11 - 21:28
Limit: FCC_2.4G_RE(3m)	Engineer: Frank Xue
Probe: BBHA9120D_1167_1-18GHz	Polarity: Vertical
EUT: ACCESS POINT	Power: By PoE
Test Mode: Transmit by 802.11n-HT20 at 2462MHz	



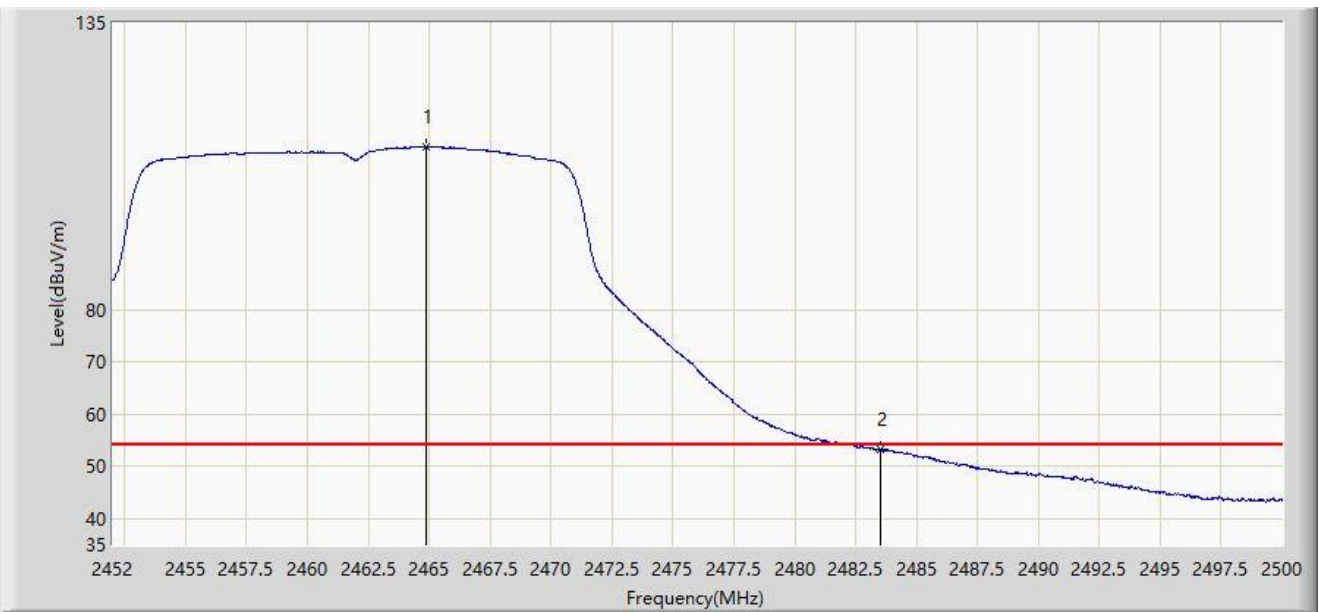
No	Mark	Frequency (MHz)	Measure Level (dBμV/m)	Reading Level (dBμV)	Margin (dB)	Limit (dBμV/m)	Factor (dB/m)	Type
1		2463.808	121.376	90.151	N/A	N/A	31.224	PK
2		2483.500	65.823	34.597	-8.177	74.000	31.226	PK
3	*	2484.184	67.642	36.415	-6.358	74.000	31.227	PK

Note 1: " \* ", means this data is the worst emission level.

Note 2: Measure Level (dBμV/m) = Reading Level (dBμV) + Factor (dB/m).

Note 3: Factor (dB/m) = Cable Loss (dB) + Antenna Factor (dB/m).

Site: WZ-AC1	Time: 2023/12/11 - 21:23
Limit: FCC_2.4G_RE(3m)	Engineer: Frank Xue
Probe: BBHA9120D_1167_1-18GHz	Polarity: Vertical
EUT: ACCESS POINT	Power: By PoE
Test Mode: Transmit by 802.11n-HT20 at 2462MHz	



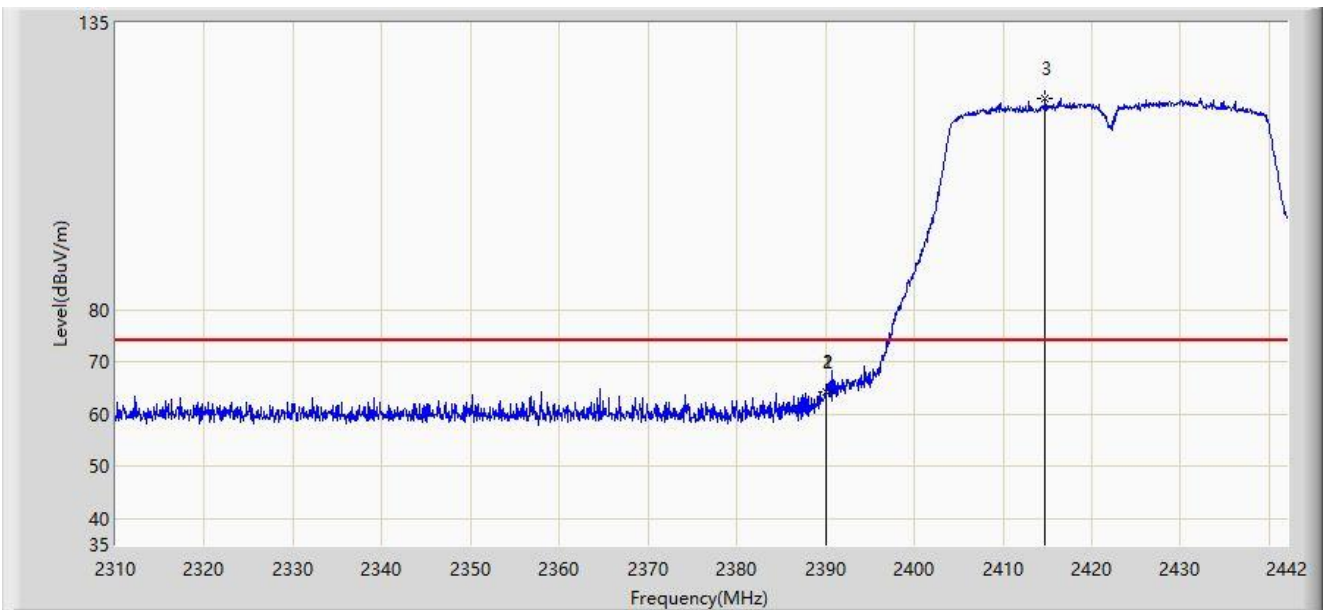
No	Mark	Frequency (MHz)	Measure Level (dB $\mu$ V/m)	Reading Level (dB $\mu$ V)	Margin (dB)	Limit (dB $\mu$ V/m)	Factor (dB/m)	Type
1		2464.864	111.293	80.069	N/A	N/A	31.225	AV
2	*	2483.500	53.193	21.967	-0.807	54.000	31.226	AV

Note 1: " \* ", means this data is the worst emission level.

Note 2: Measure Level (dB $\mu$ V/m) = Reading Level (dB $\mu$ V) + Factor (dB/m).

Note 3: Factor (dB/m) = Cable Loss (dB) + Antenna Factor (dB/m).

Site: WZ-AC1	Time: 2023/12/11 - 22:00
Limit: FCC_2.4G_RE(3m)	Engineer: Frank Xue
Probe: BBHA9120D_1167_1-18GHz	Polarity: Horizontal
EUT: ACCESS POINT	Power: By PoE
Test Mode: Transmit by 802.11n-HT40 at 2422MHz	



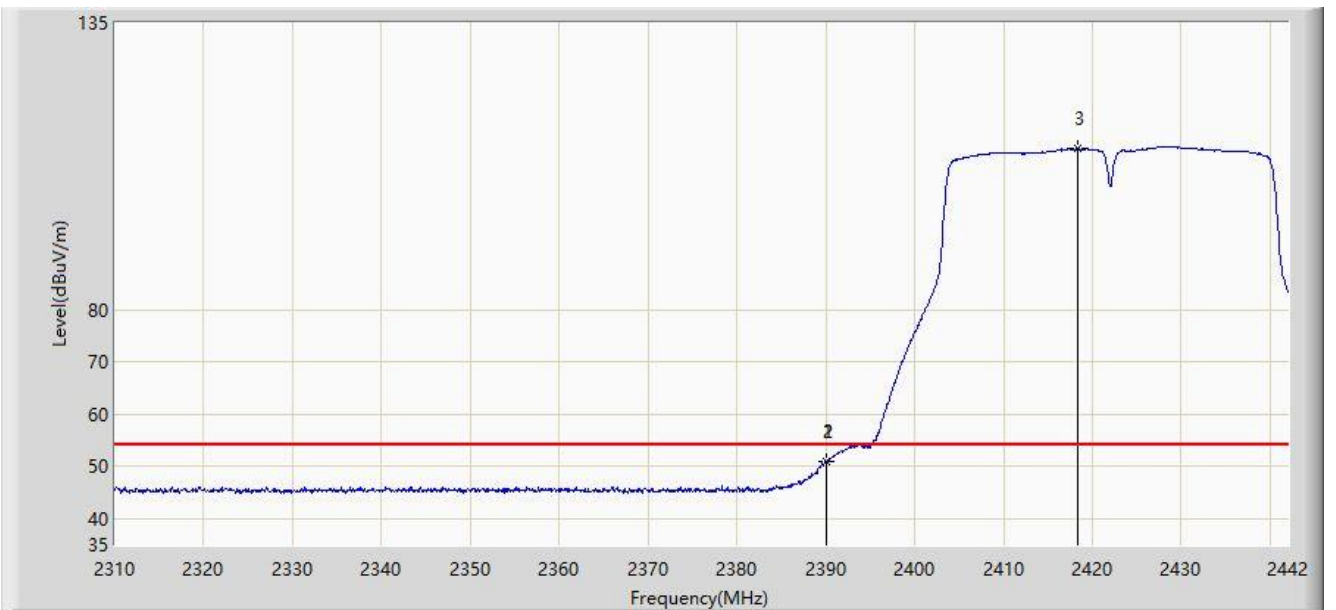
No	Mark	Frequency (MHz)	Measure Level (dBμV/m)	Reading Level (dBμV)	Margin (dB)	Limit (dBμV/m)	Factor (dB/m)	Type
1	*	2389.992	64.260	33.006	-9.740	74.000	31.254	PK
2		2390.000	64.208	32.954	-9.792	74.000	31.254	PK
3		2414.742	120.635	89.384	N/A	N/A	31.251	PK

Note 1: " \* ", means this data is the worst emission level.

Note 2: Measure Level (dBμV/m) = Reading Level (dBμV) + Factor (dB/m).

Note 3: Factor (dB/m) = Cable Loss (dB) + Antenna Factor (dB/m).

Site: WZ-AC1	Time: 2023/12/11 - 22:02
Limit: FCC_2.4G_RE(3m)	Engineer: Frank Xue
Probe: BBHA9120D_1167_1-18GHz	Polarity: Horizontal
EUT: ACCESS POINT	Power: By PoE
Test Mode: Transmit by 802.11n-HT40 at 2422MHz	



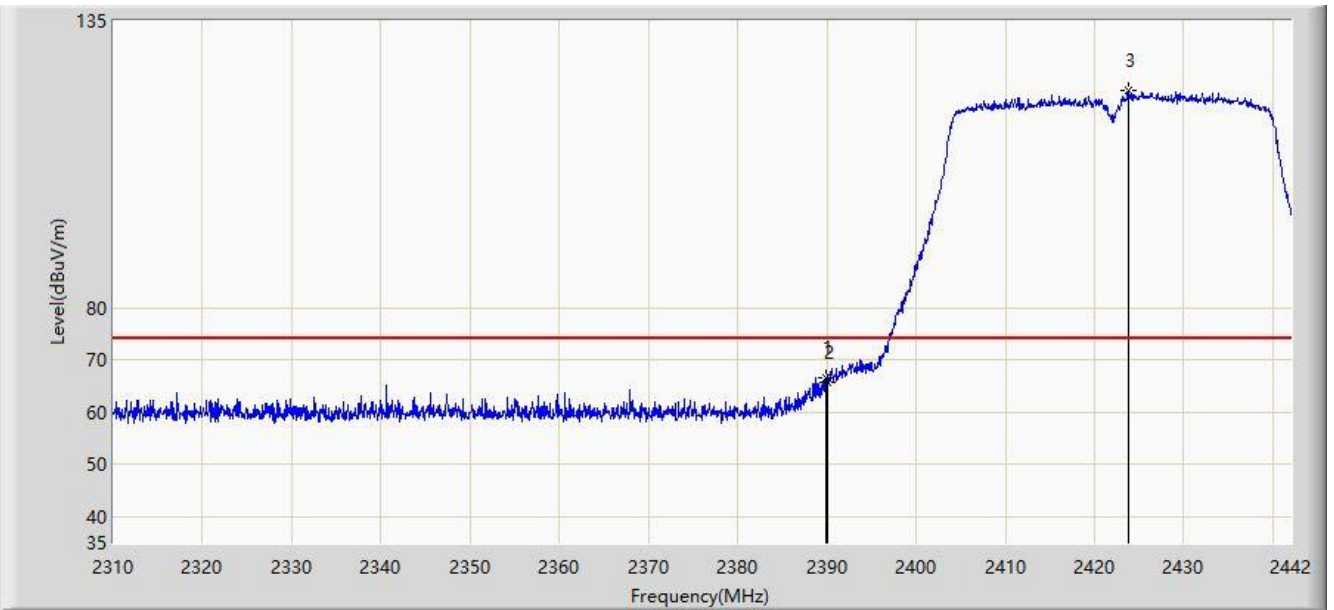
No	Mark	Frequency (MHz)	Measure Level (dBμV/m)	Reading Level (dBμV)	Margin (dB)	Limit (dBμV/m)	Factor (dB/m)	Type
1	*	2389.992	51.042	19.788	-2.958	54.000	31.254	AV
2		2390.000	51.015	19.761	-2.985	54.000	31.254	AV
3		2418.372	110.941	79.692	N/A	N/A	31.249	AV

Note 1: " \* ", means this data is the worst emission level.

Note 2: Measure Level (dBμV/m) = Reading Level (dBμV) + Factor (dB/m).

Note 3: Factor (dB/m) = Cable Loss (dB) + Antenna Factor (dB/m).

Site: WZ-AC1	Time: 2023/12/11 - 21:58
Limit: FCC_2.4G_RE(3m)	Engineer: Frank Xue
Probe: BBHA9120D_1167_1-18GHz	Polarity: Vertical
EUT: ACCESS POINT	Power: By PoE
Test Mode: Transmit by 802.11n-HT40 at 2422MHz	



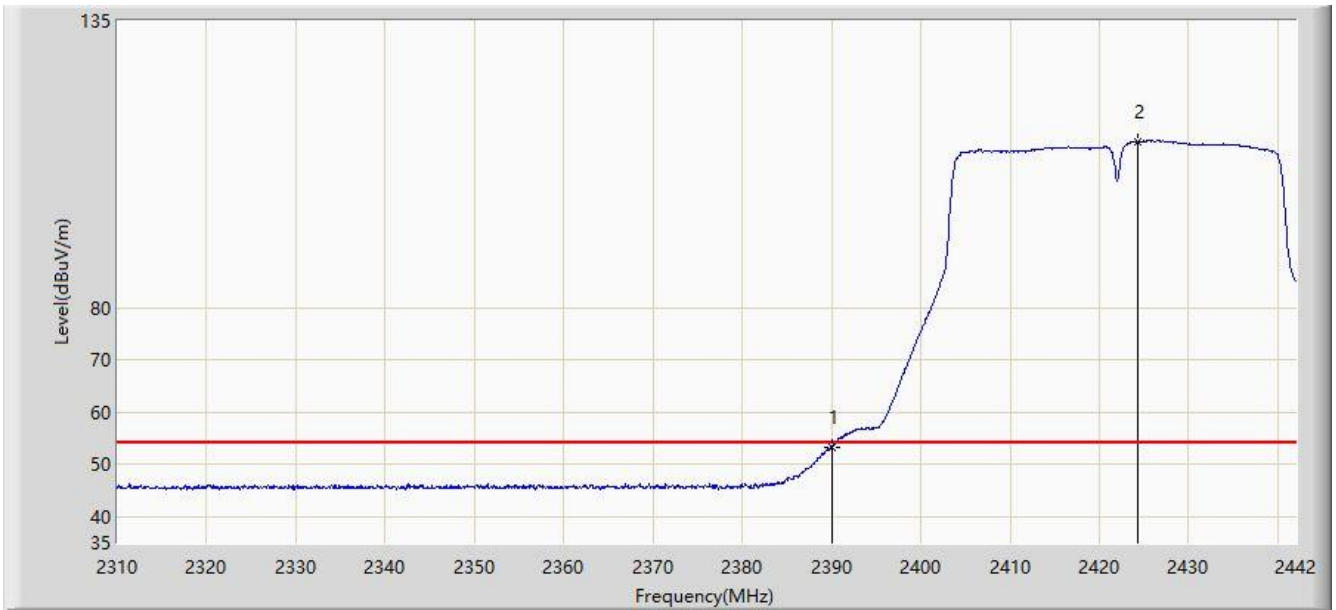
No	Mark	Frequency (MHz)	Measure Level (dB $\mu$ V/m)	Reading Level (dB $\mu$ V)	Margin (dB)	Limit (dB $\mu$ V/m)	Factor (dB/m)	Type
1	*	2389.926	66.682	35.428	-7.318	74.000	31.254	PK
2		2390.000	65.811	34.557	-8.189	74.000	31.254	PK
3		2423.784	121.685	90.449	N/A	N/A	31.236	PK

Note 1: " \* ", means this data is the worst emission level.

Note 2: Measure Level (dB $\mu$ V/m) = Reading Level (dB $\mu$ V) + Factor (dB/m).

Note 3: Factor (dB/m) = Cable Loss (dB) + Antenna Factor (dB/m).

Site: WZ-AC1	Time: 2023/12/11 - 21:58
Limit: FCC_2.4G_RE(3m)	Engineer: Frank Xue
Probe: BBHA9120D_1167_1-18GHz	Polarity: Vertical
EUT: ACCESS POINT	Power: By PoE
Test Mode: Transmit by 802.11n-HT40 at 2422MHz	



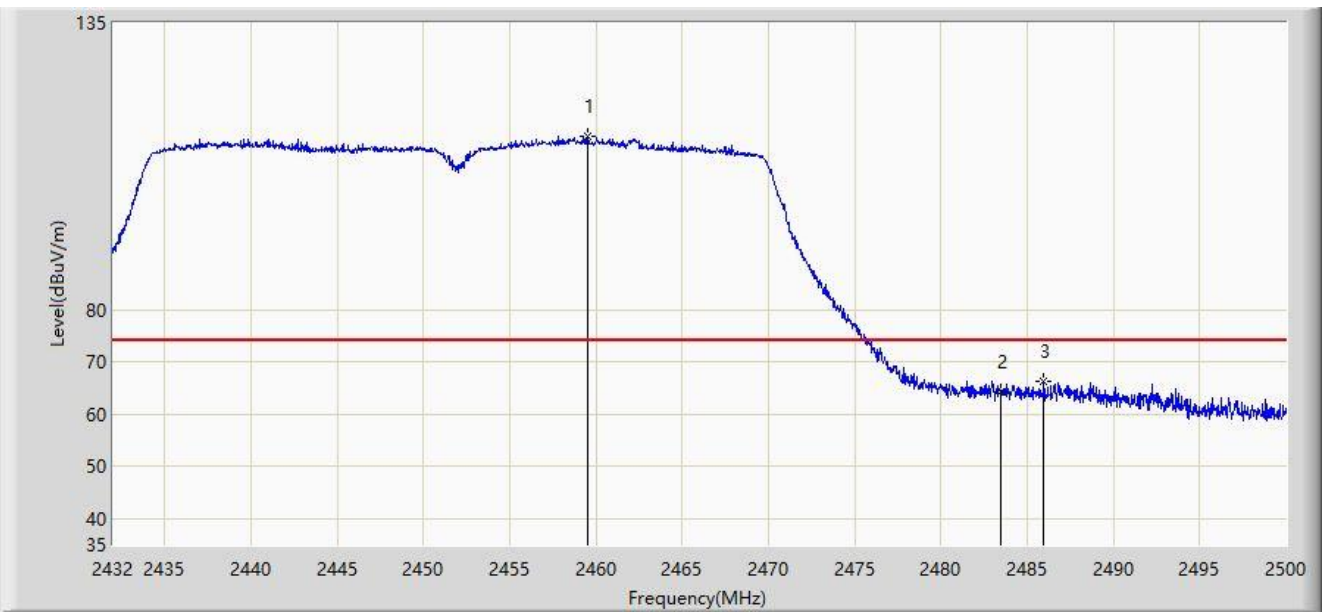
No	Mark	Frequency (MHz)	Measure Level (dBμV/m)	Reading Level (dBμV)	Margin (dB)	Limit (dBμV/m)	Factor (dB/m)	Type
1	*	2390.000	53.365	22.111	-0.635	54.000	31.254	AV
2		2424.246	111.831	80.596	N/A	N/A	31.235	AV

Note 1: " \* ", means this data is the worst emission level.

Note 2: Measure Level (dBμV/m) = Reading Level (dBμV) + Factor (dB/m).

Note 3: Factor (dB/m) = Cable Loss (dB) + Antenna Factor (dB/m).

Site: WZ-AC1	Time: 2023/12/11 - 22:23
Limit: FCC_2.4G_RE(3m)	Engineer: Frank Xue
Probe: BBHA9120D_1167_1-18GHz	Polarity: Horizontal
EUT: ACCESS POINT	Power: By PoE
Test Mode: Transmit by 802.11n-HT40 at 2452MHz	



No	Mark	Frequency (MHz)	Measure Level (dB $\mu$ V/m)	Reading Level (dB $\mu$ V)	Margin (dB)	Limit (dB $\mu$ V/m)	Factor (dB/m)	Type
1		2459.540	113.367	82.140	N/A	N/A	31.227	PK
2		2483.500	64.133	32.907	-9.867	74.000	31.226	PK
3	*	2485.958	66.352	35.124	-7.648	74.000	31.228	PK

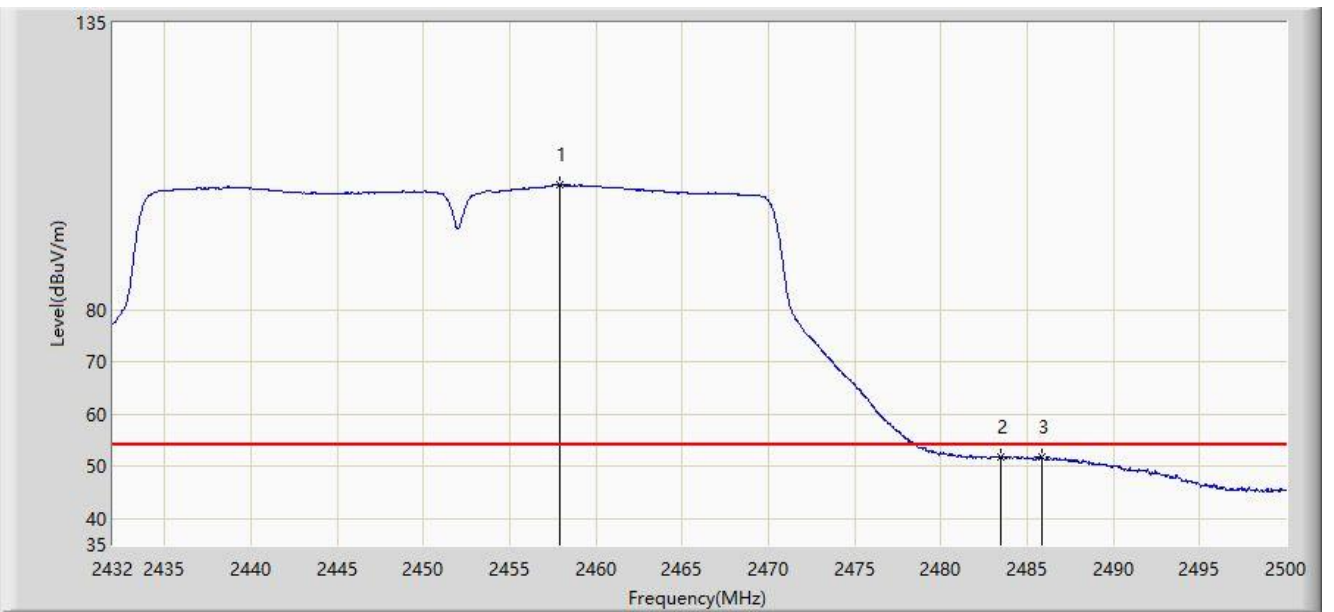
Note 1: " \* ", means this data is the worst emission level.

Note 2: Measure Level (dB $\mu$ V/m) = Reading Level (dB $\mu$ V) + Factor (dB/m).

Note 3: Factor (dB/m) = Cable Loss (dB) + Antenna Factor (dB/m).



Site: WZ-AC1	Time: 2023/12/11 - 22:24
Limit: FCC_2.4G_RE(3m)	Engineer: Frank Xue
Probe: BBHA9120D_1167_1-18GHz	Polarity: Horizontal
EUT: ACCESS POINT	Power: By PoE
Test Mode: Transmit by 802.11n-HT40 at 2452MHz	



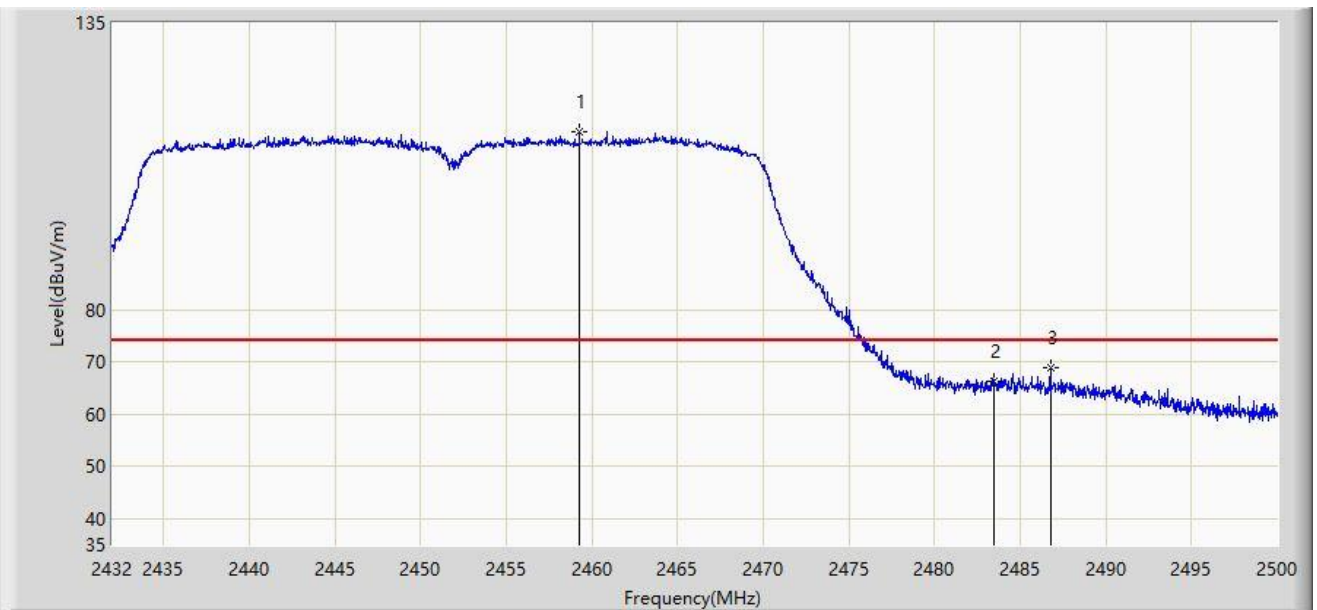
No	Mark	Frequency (MHz)	Measure Level (dBμV/m)	Reading Level (dBμV)	Margin (dB)	Limit (dBμV/m)	Factor (dB/m)	Type
1		2457.874	103.894	72.665	N/A	N/A	31.228	AV
2		2483.500	51.757	20.531	-2.243	54.000	31.226	AV
3	*	2485.822	51.937	20.709	-2.063	54.000	31.228	AV

Note 1: " \* ", means this data is the worst emission level.

Note 2: Measure Level (dBμV/m) = Reading Level (dBμV) + Factor (dB/m).

Note 3: Factor (dB/m) = Cable Loss (dB) + Antenna Factor (dB/m).

Site: WZ-AC1	Time: 2023/12/11 - 22:21
Limit: FCC_2.4G_RE(3m)	Engineer: Frank Xue
Probe: BBHA9120D_1167_1-18GHz	Polarity: Vertical
EUT: ACCESS POINT	Power: By PoE
Test Mode: Transmit by 802.11n-HT40 at 2452MHz	



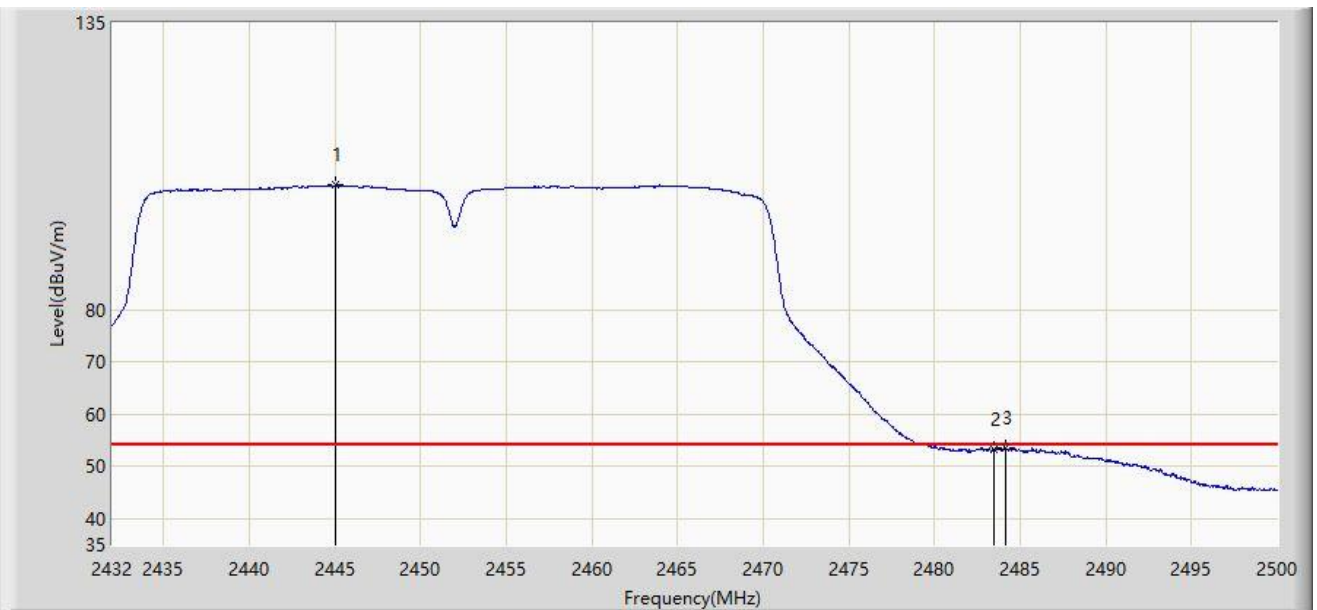
No	Mark	Frequency (MHz)	Measure Level (dB $\mu$ V/m)	Reading Level (dB $\mu$ V)	Margin (dB)	Limit (dB $\mu$ V/m)	Factor (dB/m)	Type
1		2459.268	114.090	82.863	N/A	N/A	31.228	PK
2		2483.500	66.428	35.202	-7.572	74.000	31.226	PK
3	*	2486.774	68.871	37.642	-5.129	74.000	31.229	PK

Note 1: " \* ", means this data is the worst emission level.

Note 2: Measure Level (dB $\mu$ V/m) = Reading Level (dB $\mu$ V) + Factor (dB/m).

Note 3: Factor (dB/m) = Cable Loss (dB) + Antenna Factor (dB/m).

Site: WZ-AC1	Time: 2023/12/11 - 22:17
Limit: FCC_2.4G_RE(3m)	Engineer: Frank Xue
Probe: BBHA9120D_1167_1-18GHz	Polarity: Vertical
EUT: ACCESS POINT	Power: By PoE
Test Mode: Transmit by 802.11n-HT40 at 2452MHz	



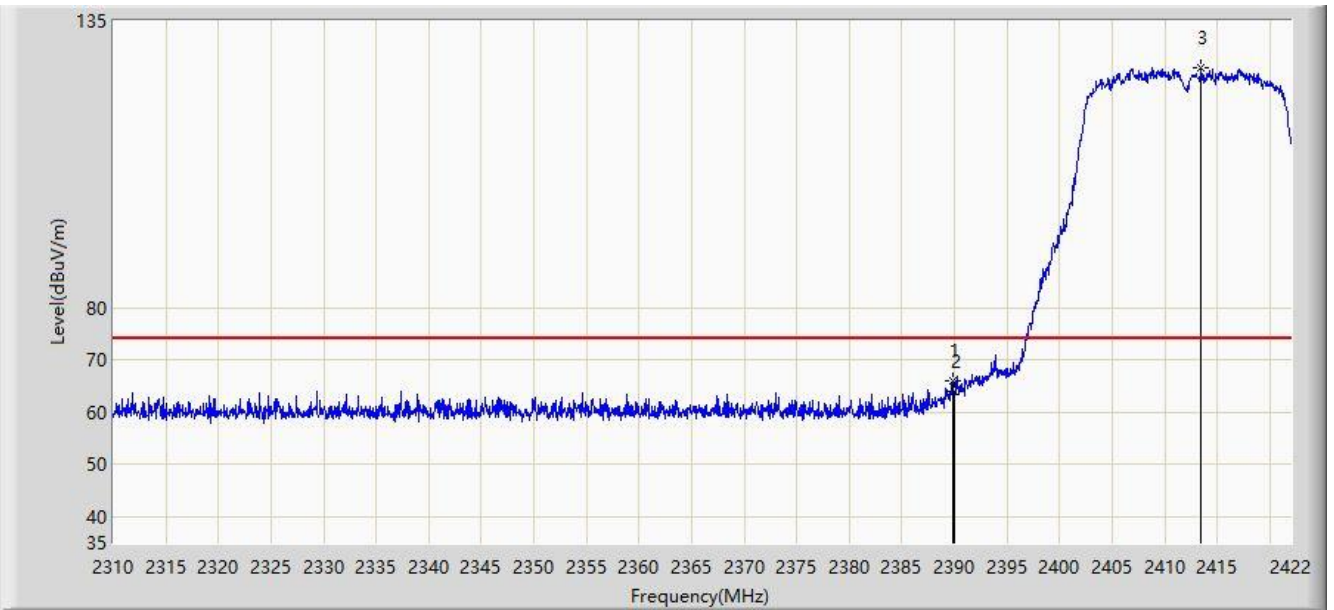
No	Mark	Frequency (MHz)	Measure Level (dBμV/m)	Reading Level (dBμV)	Margin (dB)	Limit (dBμV/m)	Factor (dB/m)	Type
1		2445.056	103.935	72.719	N/A	N/A	31.216	AV
2		2483.500	53.324	22.098	-0.676	54.000	31.226	AV
3	*	2484.190	53.427	22.200	-0.573	54.000	31.227	AV

Note 1: " \* ", means this data is the worst emission level.

Note 2: Measure Level (dBμV/m) = Reading Level (dBμV) + Factor (dB/m).

Note 3: Factor (dB/m) = Cable Loss (dB) + Antenna Factor (dB/m).

Site: WZ-AC1	Time: 2023/12/11 - 22:36
Limit: FCC_2.4G_RE(3m)	Engineer: Frank Xue
Probe: BBHA9120D_1167_1-18GHz	Polarity: Horizontal
EUT: ACCESS POINT	Power: By PoE
Test Mode: Transmit by 802.11ax-HE20 at 2412MHz	



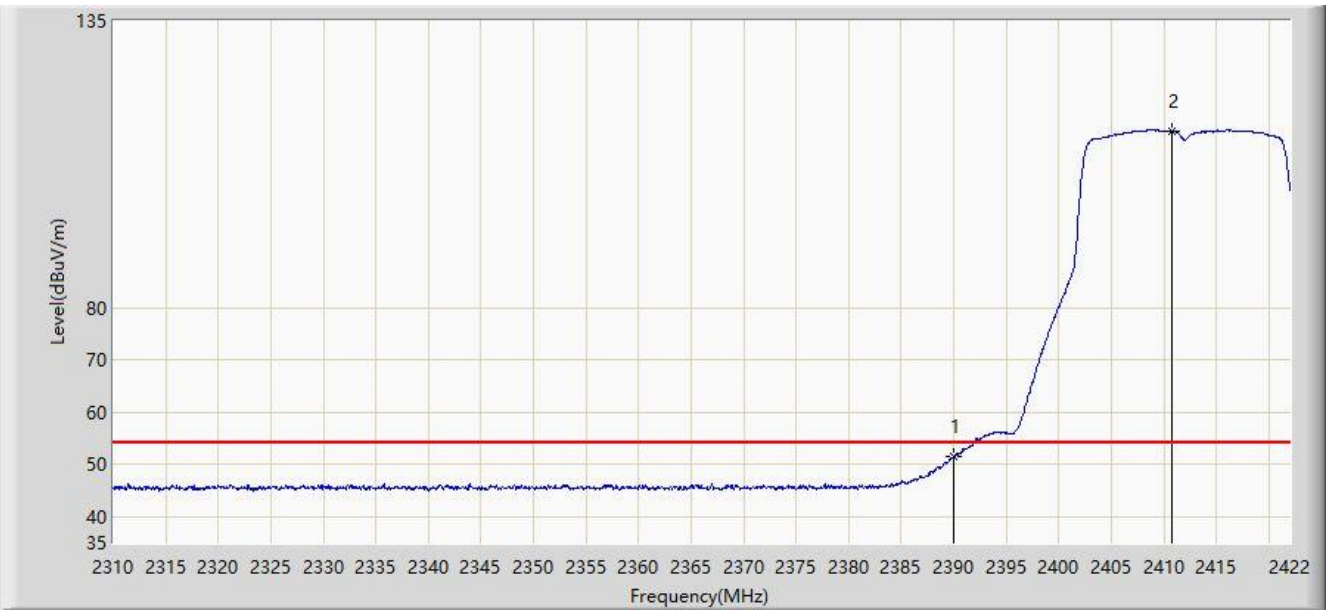
No	Mark	Frequency (MHz)	Measure Level (dBμV/m)	Reading Level (dBμV)	Margin (dB)	Limit (dBμV/m)	Factor (dB/m)	Type
1	*	2389.800	66.128	34.874	-7.872	74.000	31.254	PK
2		2390.000	63.929	32.675	-10.071	74.000	31.254	PK
3		2413.488	125.943	94.691	N/A	N/A	31.251	PK

Note 1: " \* ", means this data is the worst emission level.

Note 2: Measure Level (dBμV/m) = Reading Level (dBμV) + Factor (dB/m).

Note 3: Factor (dB/m) = Cable Loss (dB) + Antenna Factor (dB/m).

Site: WZ-AC1	Time: 2023/12/11 - 22:37
Limit: FCC_2.4G_RE(3m)	Engineer: Frank Xue
Probe: BBHA9120D_1167_1-18GHz	Polarity: Horizontal
EUT: ACCESS POINT	Power: By PoE
Test Mode: Transmit by 802.11ax-HE40 at 2412MHz	



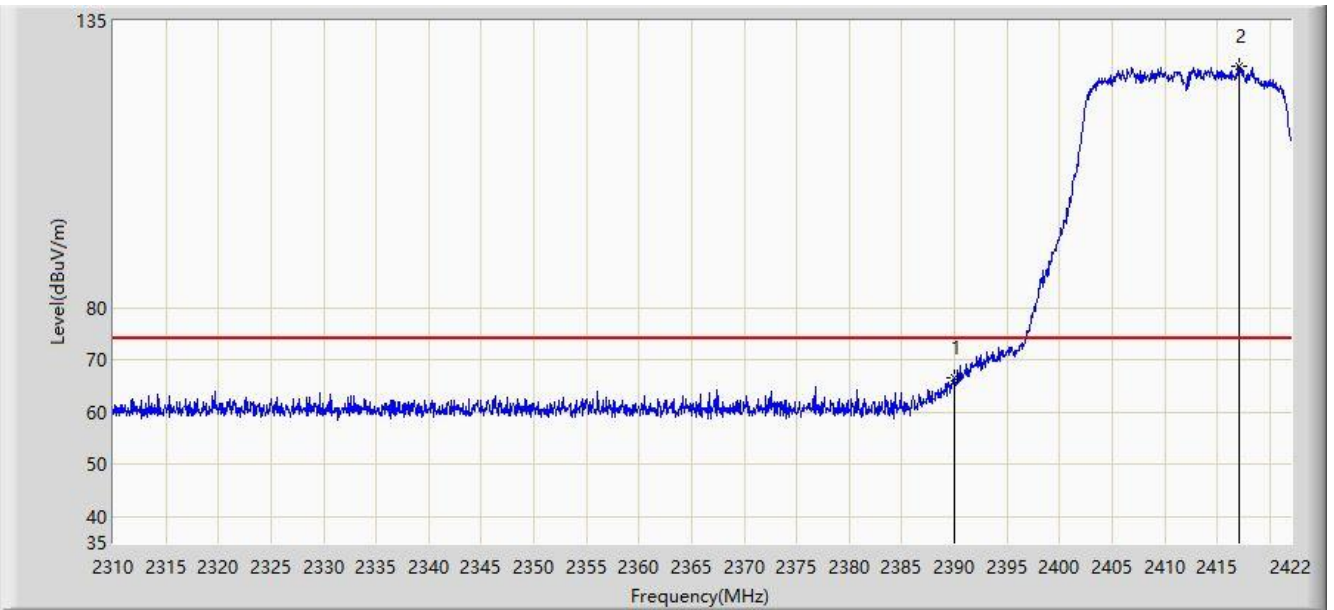
No	Mark	Frequency (MHz)	Measure Level (dBμV/m)	Reading Level (dBμV)	Margin (dB)	Limit (dBμV/m)	Factor (dB/m)	Type
1	*	2390.000	51.379	20.125	-2.621	54.000	31.254	AV
2		2410.800	113.817	82.563	N/A	N/A	31.253	AV

Note 1: " \* ", means this data is the worst emission level.

Note 2: Measure Level (dBμV/m) = Reading Level (dBμV) + Factor (dB/m).

Note 3: Factor (dB/m) = Cable Loss (dB) + Antenna Factor (dB/m).

Site: WZ-AC1	Time: 2023/12/11 - 22:35
Limit: FCC_2.4G_RE(3m)	Engineer: Frank Xue
Probe: BBHA9120D_1167_1-18GHz	Polarity: Vertical
EUT: ACCESS POINT	Power: By PoE
Test Mode: Transmit by 802.11ax-HE20 at 2412MHz	



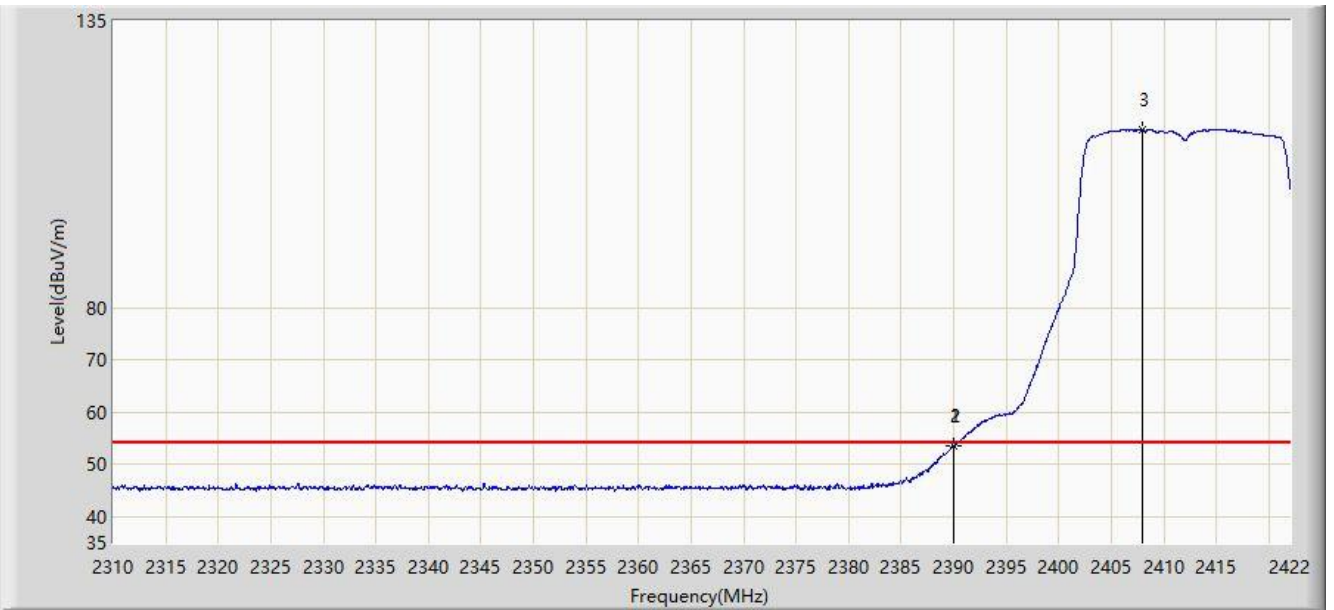
No	Mark	Frequency (MHz)	Measure Level (dBμV/m)	Reading Level (dBμV)	Margin (dB)	Limit (dBμV/m)	Factor (dB/m)	Type
1	*	2390.000	66.566	35.312	-7.434	74.000	31.254	PK
2		2417.072	126.281	95.031	N/A	N/A	31.249	PK

Note 1: " \* ", means this data is the worst emission level.

Note 2: Measure Level (dBμV/m) = Reading Level (dBμV) + Factor (dB/m).

Note 3: Factor (dB/m) = Cable Loss (dB) + Antenna Factor (dB/m).

Site: WZ-AC1	Time: 2023/12/11 - 22:33
Limit: FCC_2.4G_RE(3m)	Engineer: Frank Xue
Probe: BBHA9120D_1167_1-18GHz	Polarity: Vertical
EUT: ACCESS POINT	Power: By PoE
Test Mode: Transmit by 802.11ax-HE20 at 2412MHz	



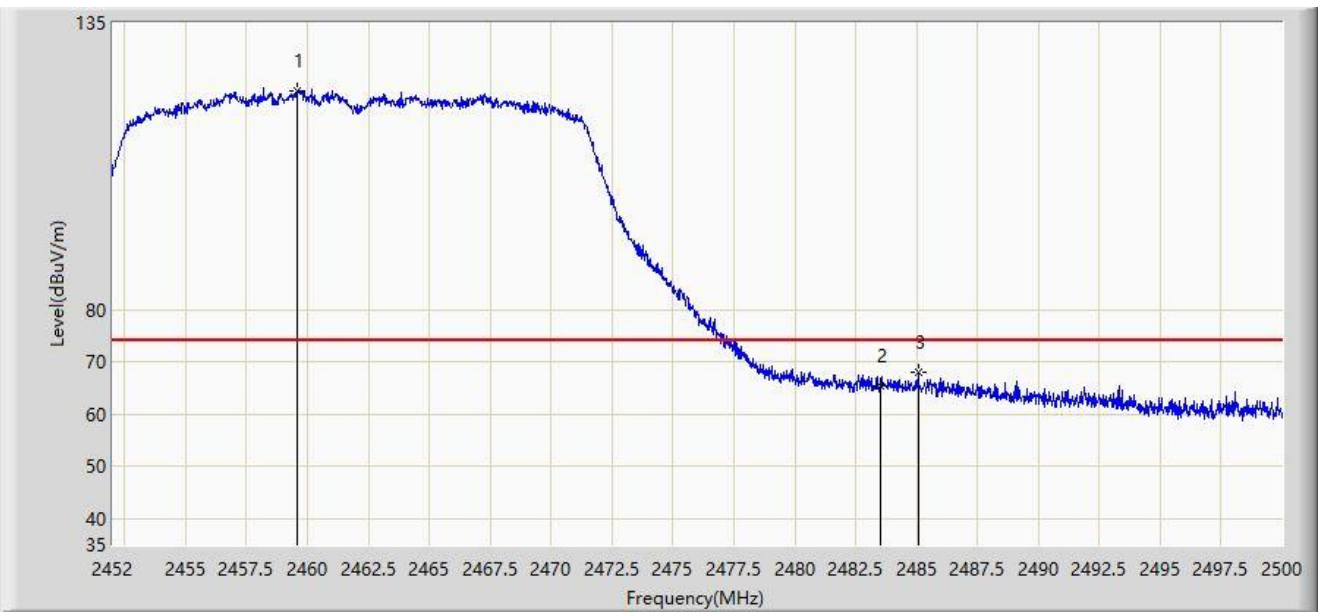
No	Mark	Frequency (MHz)	Measure Level (dBμV/m)	Reading Level (dBμV)	Margin (dB)	Limit (dBμV/m)	Factor (dB/m)	Type
1	*	2389.968	53.429	22.175	-0.571	54.000	31.254	AV
2		2390.000	53.426	22.172	-0.574	54.000	31.254	AV
3		2408.000	114.228	82.973	N/A	N/A	31.255	AV

Note 1: " \* ", means this data is the worst emission level.

Note 2: Measure Level (dBμV/m) = Reading Level (dBμV) + Factor (dB/m).

Note 3: Factor (dB/m) = Cable Loss (dB) + Antenna Factor (dB/m).

Site: WZ-AC1	Time: 2023/12/11 - 22:59
Limit: FCC_2.4G_RE(3m)	Engineer: Frank Xue
Probe: BBHA9120D_1167_1-18GHz	Polarity: Horizontal
EUT: ACCESS POINT	Power: By PoE
Test Mode: Transmit by 802.11ax-HE20 at 2462MHz	



No	Mark	Frequency (MHz)	Measure Level (dB $\mu$ V/m)	Reading Level (dB $\mu$ V)	Margin (dB)	Limit (dB $\mu$ V/m)	Factor (dB/m)	Type
1		2459.584	121.976	90.749	N/A	N/A	31.227	PK
2		2483.500	65.369	34.143	-8.631	74.000	31.226	PK
3	*	2485.072	68.002	36.775	-5.998	74.000	31.227	PK

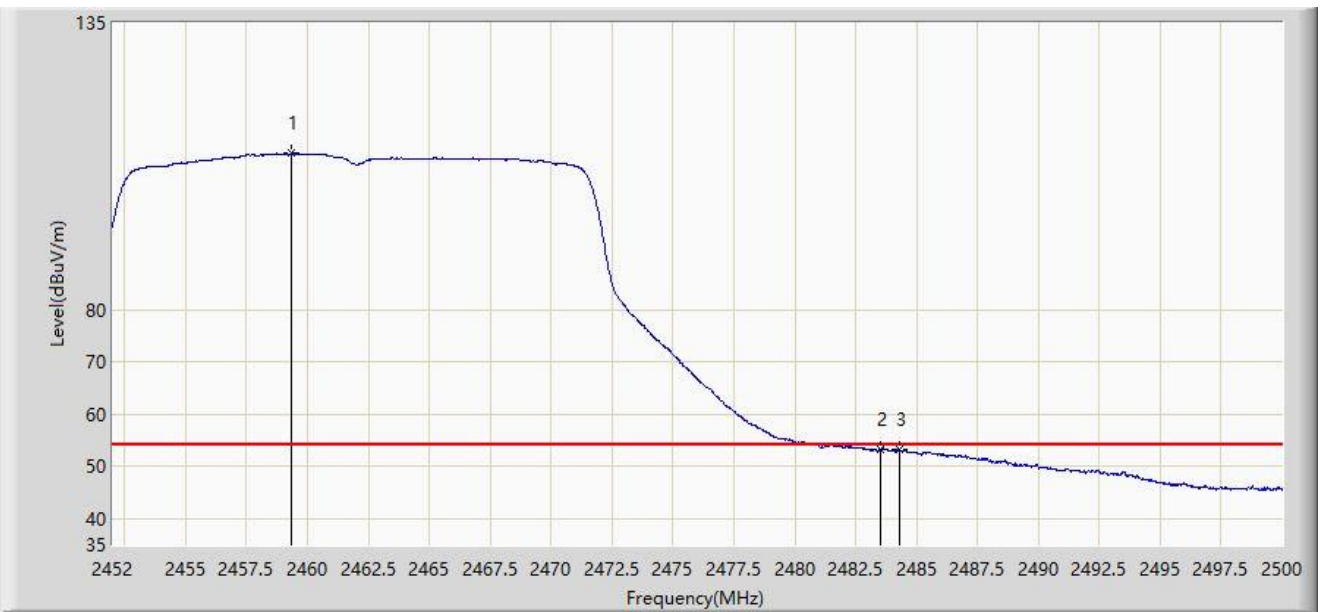
Note 1: " \* ", means this data is the worst emission level.

Note 2: Measure Level (dB $\mu$ V/m) = Reading Level (dB $\mu$ V) + Factor (dB/m).

Note 3: Factor (dB/m) = Cable Loss (dB) + Antenna Factor (dB/m).



Site: WZ-AC1	Time: 2023/12/11 - 23:00
Limit: FCC_2.4G_RE(3m)	Engineer: Frank Xue
Probe: BBHA9120D_1167_1-18GHz	Polarity: Horizontal
EUT: ACCESS POINT	Power: By PoE
Test Mode: Transmit by 802.11ax-HE20 at 2462MHz	



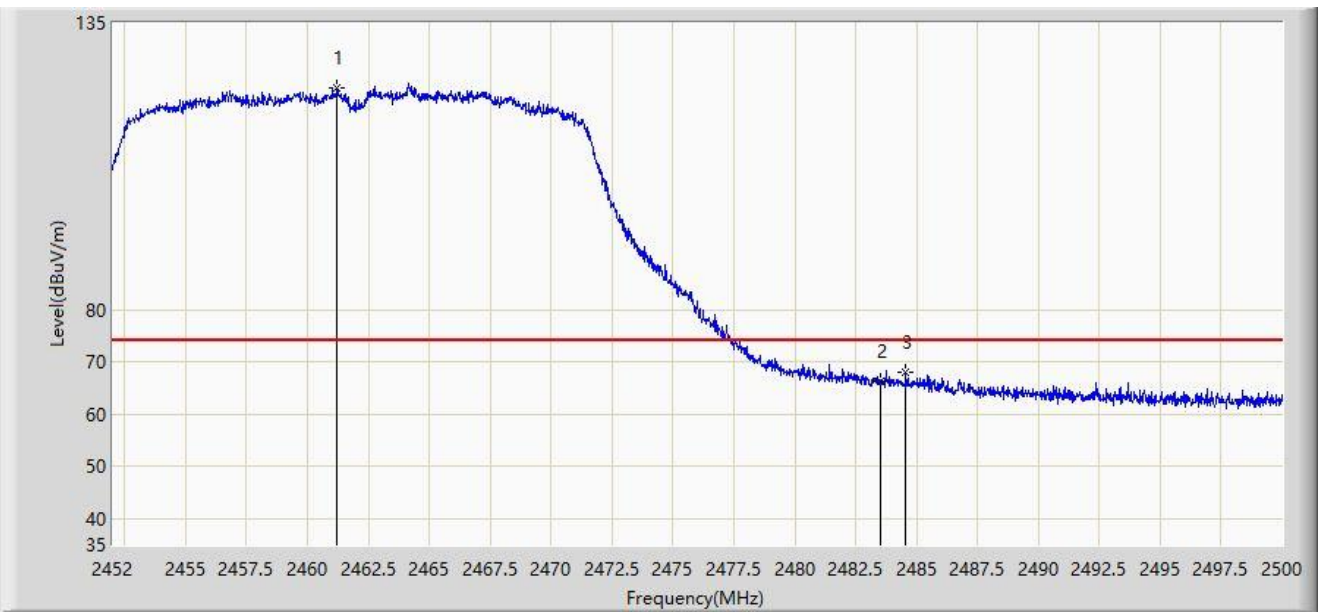
No	Mark	Frequency (MHz)	Measure Level (dB $\mu$ V/m)	Reading Level (dB $\mu$ V)	Margin (dB)	Limit (dB $\mu$ V/m)	Factor (dB/m)	Type
1		2459.368	110.003	78.776	N/A	N/A	31.228	AV
2		2483.500	53.154	21.928	-0.846	54.000	31.226	AV
3	*	2484.280	53.279	22.052	-0.721	54.000	31.227	AV

Note 1: " \* ", means this data is the worst emission level.

Note 2: Measure Level (dB $\mu$ V/m) = Reading Level (dB $\mu$ V) + Factor (dB/m).

Note 3: Factor (dB/m) = Cable Loss (dB) + Antenna Factor (dB/m).

Site: WZ-AC1	Time: 2023/12/11 - 22:48
Limit: FCC_2.4G_RE(3m)	Engineer: Frank Xue
Probe: BBHA9120D_1167_1-18GHz	Polarity: Vertical
EUT: ACCESS POINT	Power: By PoE
Test Mode: Transmit by 802.11ax-HE20 at 2462MHz	



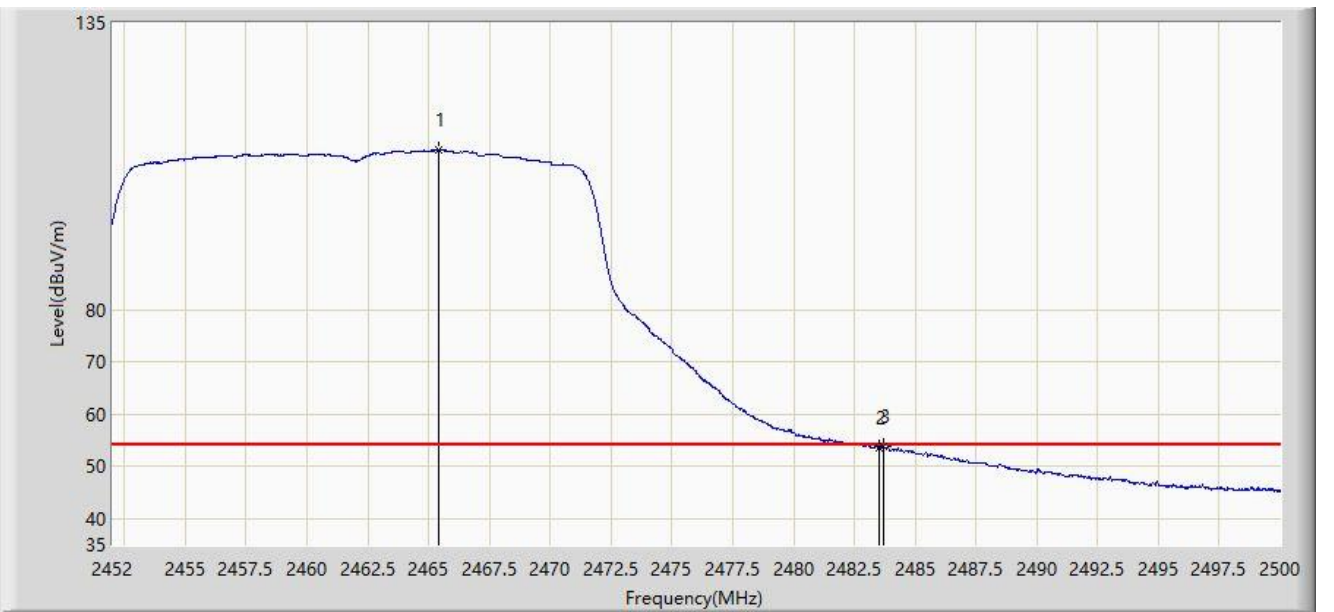
No	Mark	Frequency (MHz)	Measure Level (dB $\mu$ V/m)	Reading Level (dB $\mu$ V)	Margin (dB)	Limit (dB $\mu$ V/m)	Factor (dB/m)	Type
1		2461.216	122.496	91.270	N/A	N/A	31.226	PK
2		2483.500	66.288	35.062	-7.712	74.000	31.226	PK
3	*	2484.568	68.080	36.853	-5.920	74.000	31.227	PK

Note 1: " \* ", means this data is the worst emission level.

Note 2: Measure Level (dB $\mu$ V/m) = Reading Level (dB $\mu$ V) + Factor (dB/m).

Note 3: Factor (dB/m) = Cable Loss (dB) + Antenna Factor (dB/m).

Site: WZ-AC1	Time: 2023/12/11 - 22:47
Limit: FCC_2.4G_RE(3m)	Engineer: Frank Xue
Probe: BBHA9120D_1167_1-18GHz	Polarity: Vertical
EUT: ACCESS POINT	Power: By PoE
Test Mode: Transmit by 802.11ax-HE20 at 2462MHz	



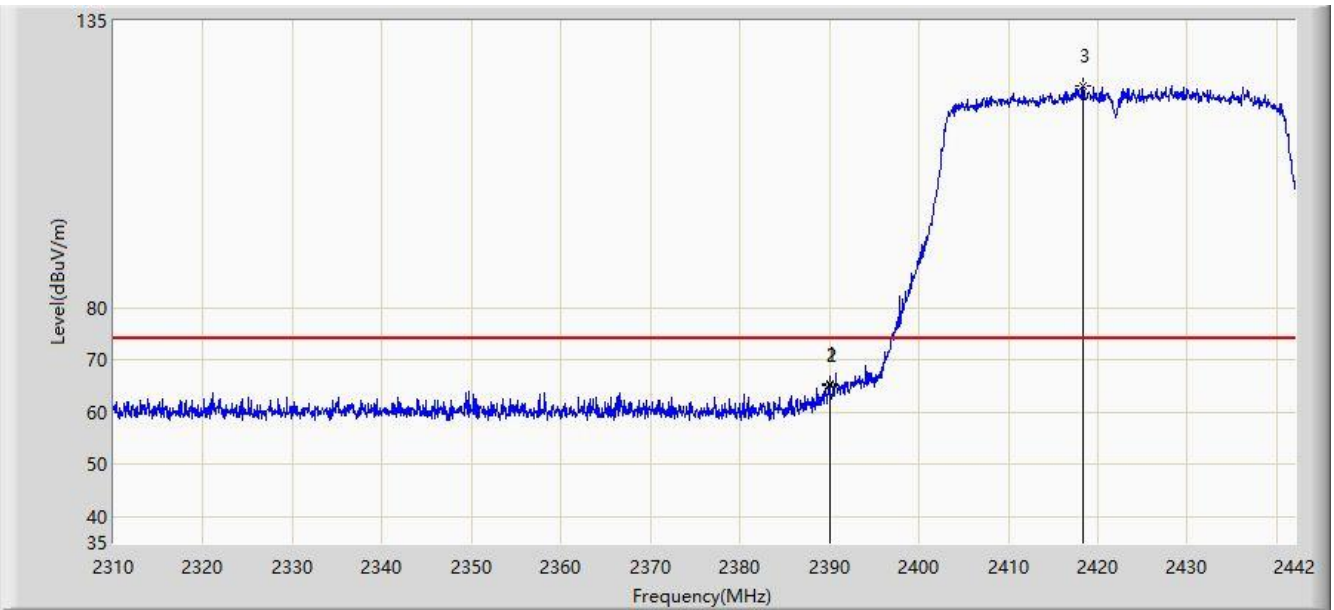
No	Mark	Frequency (MHz)	Measure Level (dBμV/m)	Reading Level (dBμV)	Margin (dB)	Limit (dBμV/m)	Factor (dB/m)	Type
1		2465.416	110.635	79.411	N/A	N/A	31.224	AV
2		2483.500	53.635	22.409	-0.365	54.000	31.226	AV
3	*	2483.680	53.777	22.551	-0.223	54.000	31.226	AV

Note 1: " \* ", means this data is the worst emission level.

Note 2: Measure Level (dBμV/m) = Reading Level (dBμV) + Factor (dB/m).

Note 3: Factor (dB/m) = Cable Loss (dB) + Antenna Factor (dB/m).

Site: WZ-AC1	Time: 2023/12/11 - 23:11
Limit: FCC_2.4G_RE(3m)	Engineer: Frank Xue
Probe: BBHA9120D_1167_1-18GHz	Polarity: Horizontal
EUT: ACCESS POINT	Power: By PoE
Test Mode: Transmit by 802.11ax-HE40 at 2422MHz	



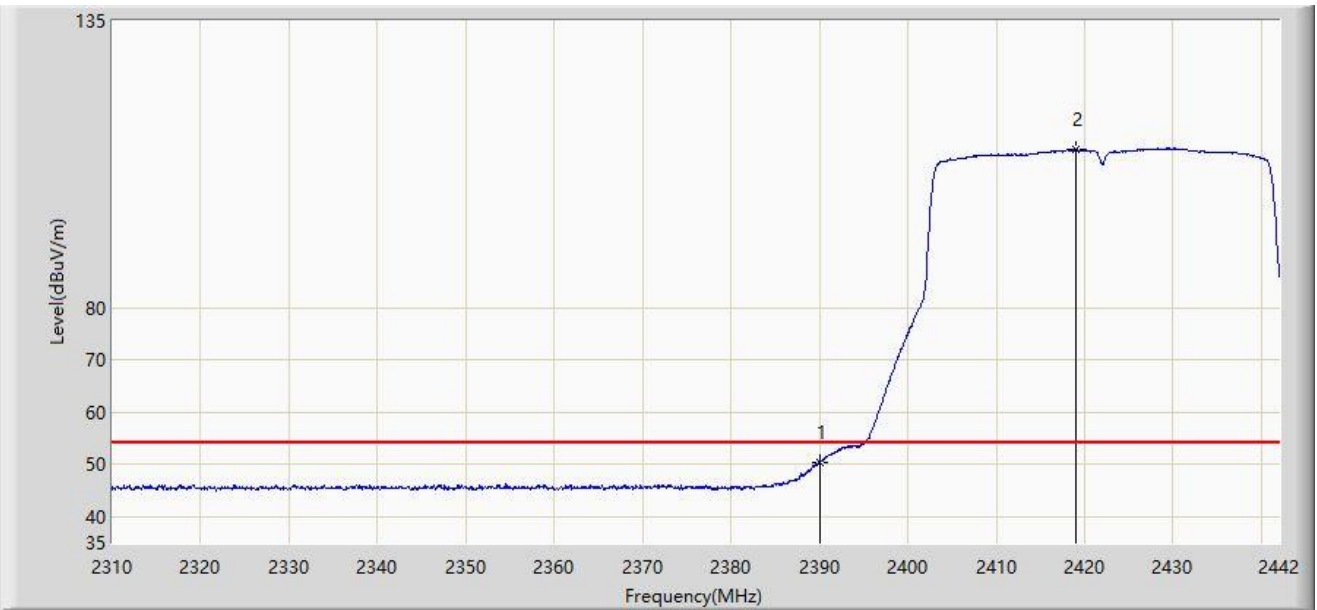
No	Mark	Frequency (MHz)	Measure Level (dBμV/m)	Reading Level (dBμV)	Margin (dB)	Limit (dBμV/m)	Factor (dB/m)	Type
1	*	2389.992	65.517	34.263	-8.483	74.000	31.254	PK
2		2390.000	65.235	33.981	-8.765	74.000	31.254	PK
3		2418.306	122.397	91.148	N/A	N/A	31.248	PK

Note 1: " \* ", means this data is the worst emission level.

Note 2: Measure Level (dBμV/m) = Reading Level (dBμV) + Factor (dB/m).

Note 3: Factor (dB/m) = Cable Loss (dB) + Antenna Factor (dB/m).

Site: WZ-AC1	Time: 2023/12/11 - 23:12
Limit: FCC_2.4G_RE(3m)	Engineer: Frank Xue
Probe: BBHA9120D_1167_1-18GHz	Polarity: Horizontal
EUT: ACCESS POINT	Power: By PoE
Test Mode: Transmit by 802.11ax-HE40 at 2422MHz	



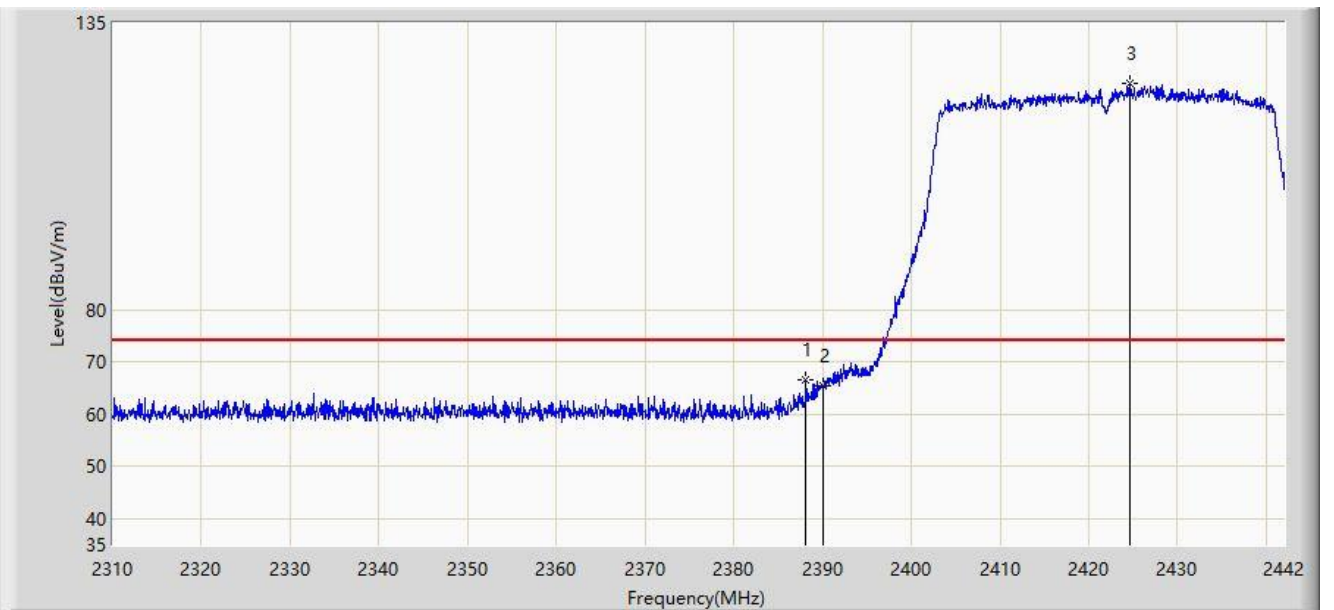
No	Mark	Frequency (MHz)	Measure Level (dB $\mu$ V/m)	Reading Level (dB $\mu$ V)	Margin (dB)	Limit (dB $\mu$ V/m)	Factor (dB/m)	Type
1	*	2390.000	50.383	19.129	-3.617	54.000	31.254	AV
2		2419.032	110.317	79.069	N/A	N/A	31.248	AV

Note 1: " \* ", means this data is the worst emission level.

Note 2: Measure Level (dB $\mu$ V/m) = Reading Level (dB $\mu$ V) + Factor (dB/m).

Note 3: Factor (dB/m) = Cable Loss (dB) + Antenna Factor (dB/m).

Site: WZ-AC1	Time: 2023/12/11 - 23:10
Limit: FCC_2.4G_RE(3m)	Engineer: Frank Xue
Probe: BBHA9120D_1167_1-18GHz	Polarity: Vertical
EUT: ACCESS POINT	Power: By PoE
Test Mode: Transmit by 802.11ax-HE40 at 2422MHz	



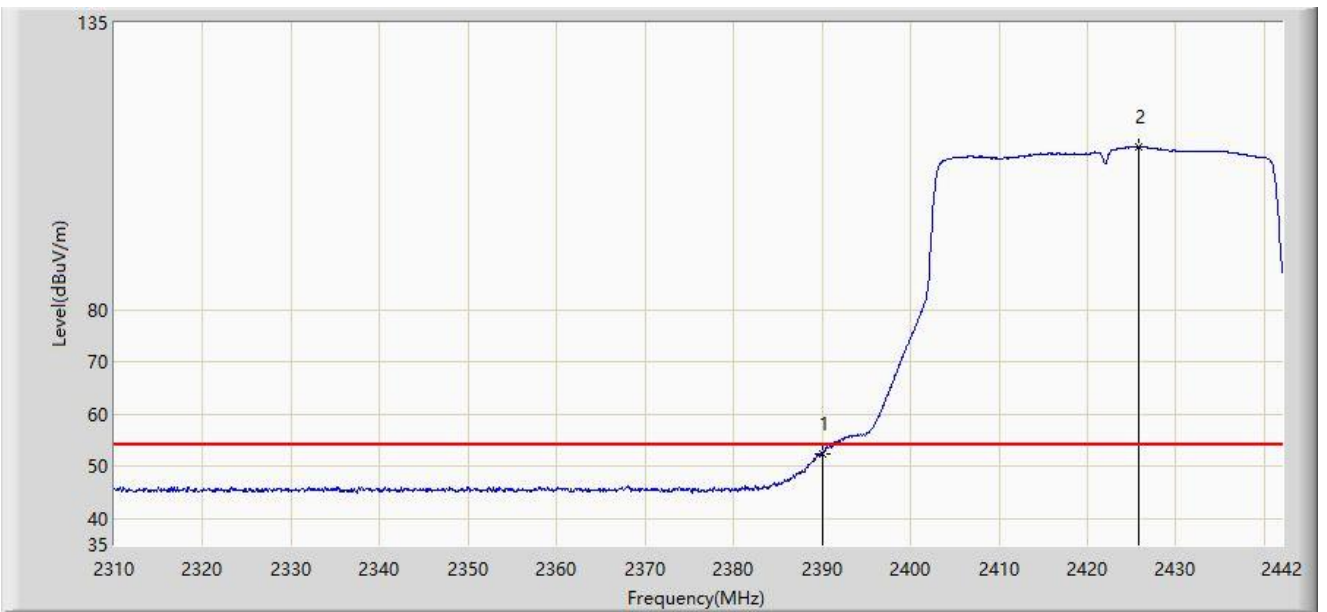
No	Mark	Frequency (MHz)	Measure Level (dB $\mu$ V/m)	Reading Level (dB $\mu$ V)	Margin (dB)	Limit (dB $\mu$ V/m)	Factor (dB/m)	Type
1	*	2388.144	66.540	35.285	-7.460	74.000	31.256	PK
2		2390.000	65.297	34.043	-8.703	74.000	31.254	PK
3		2424.708	123.333	92.099	N/A	N/A	31.234	PK

Note 1: " \* ", means this data is the worst emission level.

Note 2: Measure Level (dB $\mu$ V/m) = Reading Level (dB $\mu$ V) + Factor (dB/m).

Note 3: Factor (dB/m) = Cable Loss (dB) + Antenna Factor (dB/m).

Site: WZ-AC1	Time: 2023/12/11 - 23:14
Limit: FCC_2.4G_RE(3m)	Engineer: Frank Xue
Probe: BBHA9120D_1167_1-18GHz	Polarity: Vertical
EUT: ACCESS POINT	Power: By PoE
Test Mode: Transmit by 802.11ax-HE40 at 2422MHz	



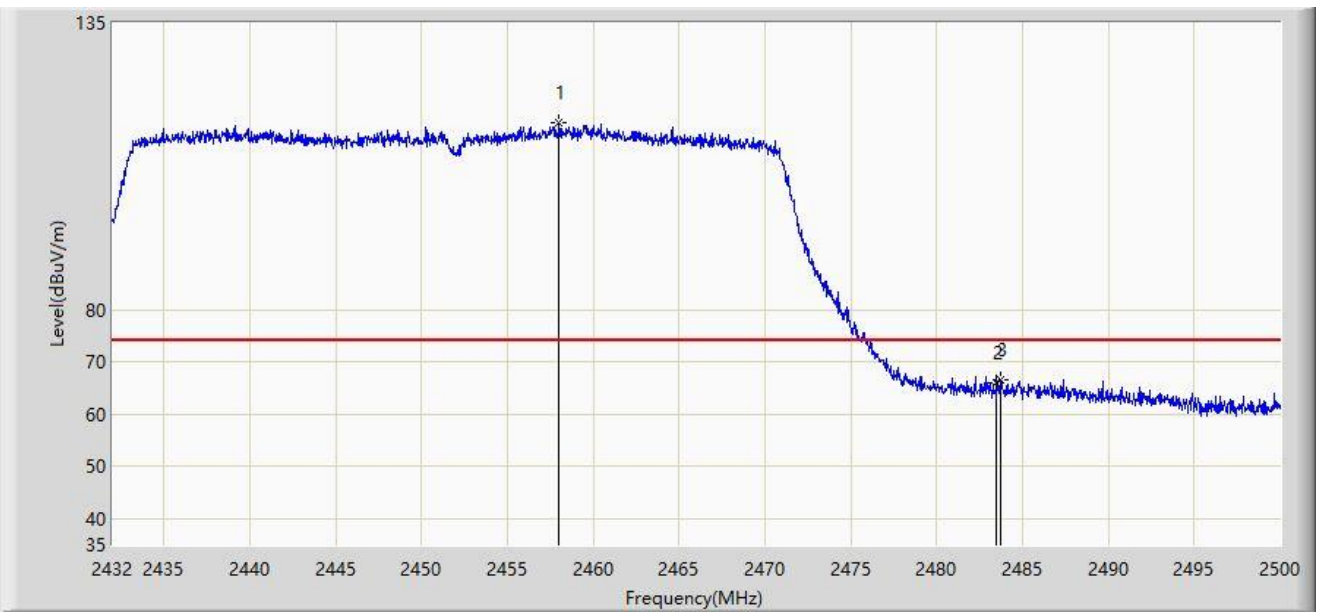
No	Mark	Frequency (MHz)	Measure Level (dB $\mu$ V/m)	Reading Level (dB $\mu$ V)	Margin (dB)	Limit (dB $\mu$ V/m)	Factor (dB/m)	Type
1	*	2390.000	52.520	21.266	-1.480	54.000	31.254	AV
2		2425.764	111.297	80.067	N/A	N/A	31.230	AV

Note 1: " \* ", means this data is the worst emission level.

Note 2: Measure Level (dB $\mu$ V/m) = Reading Level (dB $\mu$ V) + Factor (dB/m).

Note 3: Factor (dB/m) = Cable Loss (dB) + Antenna Factor (dB/m).

Site: WZ-AC1	Time: 2023/12/11 - 23:25
Limit: FCC_2.4G_RE(3m)	Engineer: Frank Xue
Probe: BBHA9120D_1167_1-18GHz	Polarity: Horizontal
EUT: ACCESS POINT	Power: By PoE
Test Mode: Transmit by 802.11ax-HE40 at 2452MHz	



No	Mark	Frequency (MHz)	Measure Level (dBμV/m)	Reading Level (dBμV)	Margin (dB)	Limit (dBμV/m)	Factor (dB/m)	Type
1		2458.010	115.874	84.646	N/A	N/A	31.229	PK
2		2483.500	65.985	34.759	-8.015	74.000	31.226	PK
3	*	2483.714	66.597	35.371	-7.403	74.000	31.226	PK

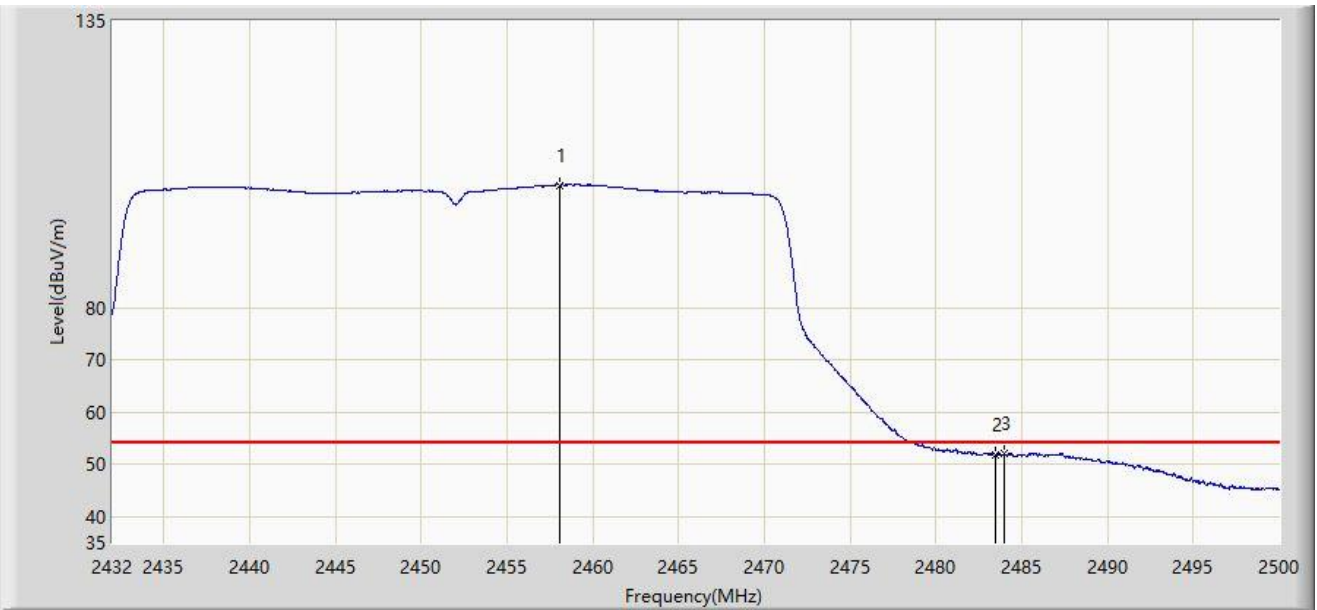
Note 1: " \* ", means this data is the worst emission level.

Note 2: Measure Level (dBμV/m) = Reading Level (dBμV) + Factor (dB/m).

Note 3: Factor (dB/m) = Cable Loss (dB) + Antenna Factor (dB/m).



Site: WZ-AC1	Time: 2023/12/11 - 23:27
Limit: FCC_2.4G_RE(3m)	Engineer: Frank Xue
Probe: BBHA9120D_1167_1-18GHz	Polarity: Horizontal
EUT: ACCESS POINT	Power: By PoE
Test Mode: Transmit by 802.11ax-HE40 at 2452MHz	



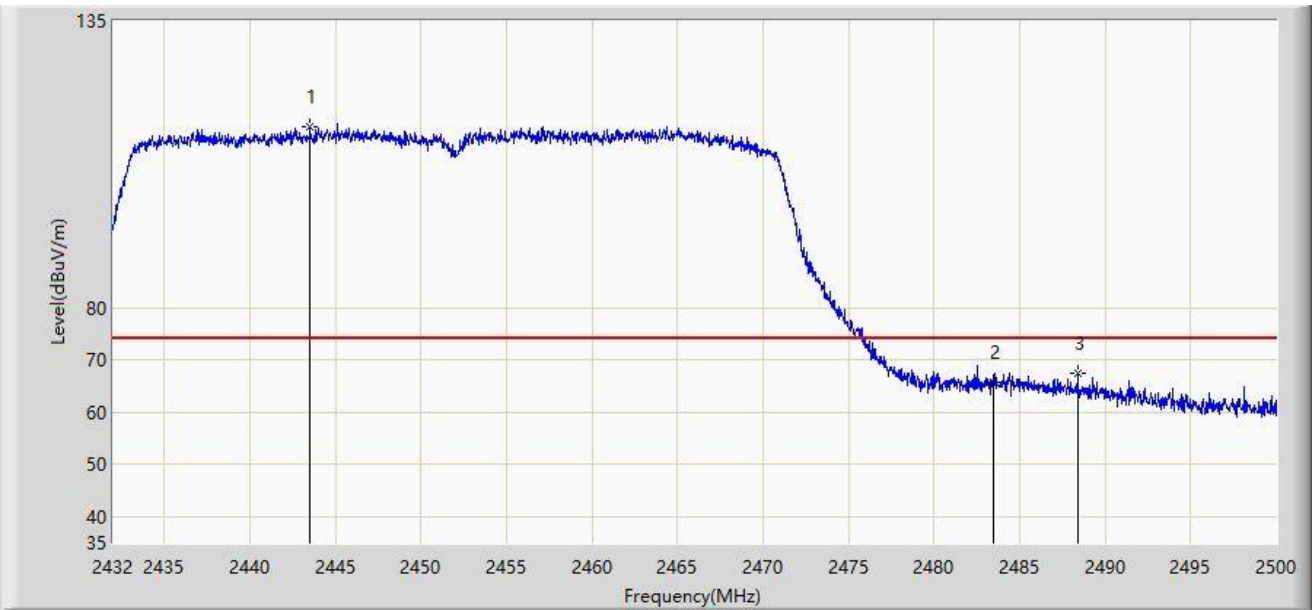
No	Mark	Frequency (MHz)	Measure Level (dBμV/m)	Reading Level (dBμV)	Margin (dB)	Limit (dBμV/m)	Factor (dB/m)	Type
1		2458.078	103.517	72.289	N/A	N/A	31.229	AV
2		2483.500	51.736	20.510	-2.264	54.000	31.226	AV
3	*	2483.986	52.084	20.857	-1.916	54.000	31.227	AV

Note 1: " \* ", means this data is the worst emission level.

Note 2: Measure Level (dBμV/m) = Reading Level (dBμV) + Factor (dB/m).

Note 3: Factor (dB/m) = Cable Loss (dB) + Antenna Factor (dB/m).

Site: WZ-AC1	Time: 2023/12/11 - 23:24
Limit: FCC_2.4G_RE(3m)	Engineer: Frank Xue
Probe: BBHA9120D_1167_1-18GHz	Polarity: Vertical
EUT: ACCESS POINT	Power: By PoE
Test Mode: Transmit by 802.11ax-HE40 at 2452MHz	



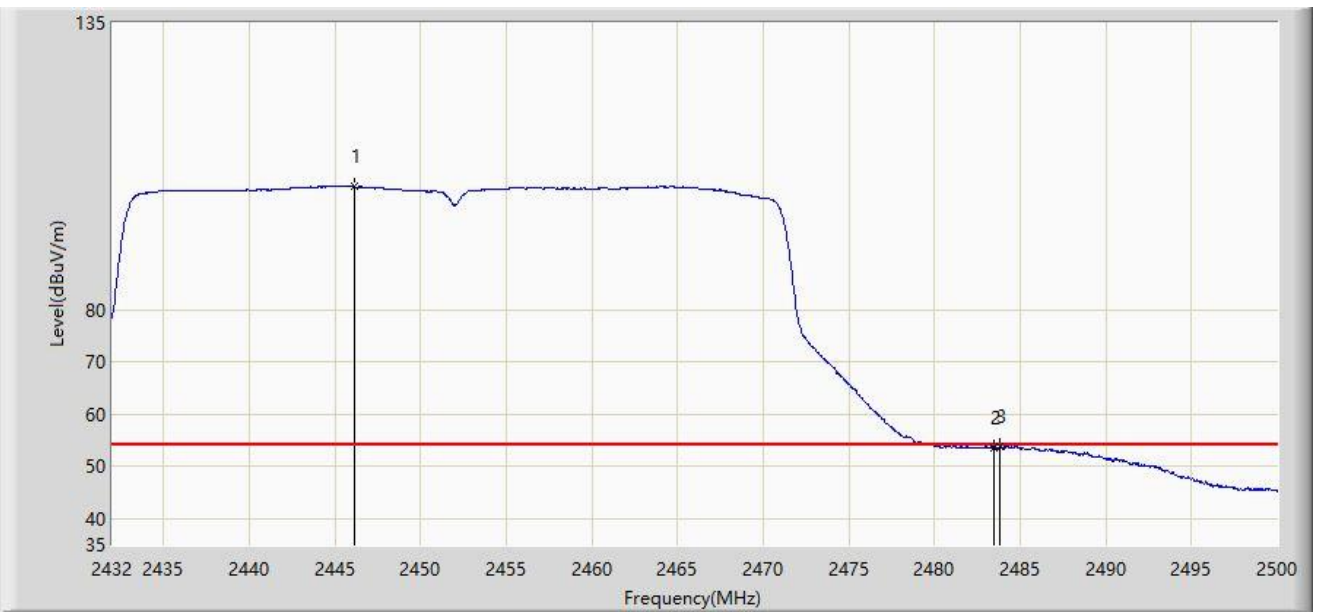
No	Mark	Frequency (MHz)	Measure Level (dB $\mu$ V/m)	Reading Level (dB $\mu$ V)	Margin (dB)	Limit (dB $\mu$ V/m)	Factor (dB/m)	Type
1		2443.526	114.678	83.465	N/A	N/A	31.213	PK
2		2483.500	65.644	34.418	-8.356	74.000	31.226	PK
3	*	2488.406	67.371	36.141	-6.629	74.000	31.230	PK

Note 1: " \* ", means this data is the worst emission level.

Note 2: Measure Level (dB $\mu$ V/m) = Reading Level (dB $\mu$ V) + Factor (dB/m).

Note 3: Factor (dB/m) = Cable Loss (dB) + Antenna Factor (dB/m).

Site: WZ-AC1	Time: 2023/12/11 - 23:22
Limit: FCC_2.4G_RE(3m)	Engineer: Frank Xue
Probe: BBHA9120D_1167_1-18GHz	Polarity: Vertical
EUT: ACCESS POINT	Power: By PoE
Test Mode: Transmit by 802.11ax-HE40 at 2452MHz	



No	Mark	Frequency (MHz)	Measure Level (dB $\mu$ V/m)	Reading Level (dB $\mu$ V)	Margin (dB)	Limit (dB $\mu$ V/m)	Factor (dB/m)	Type
1		2446.144	103.566	72.349	N/A	N/A	31.217	AV
2		2483.500	53.513	22.287	-0.487	54.000	31.226	AV
3	*	2483.816	53.781	22.555	-0.219	54.000	31.226	AV

Note 1: " \* ", means this data is the worst emission level.

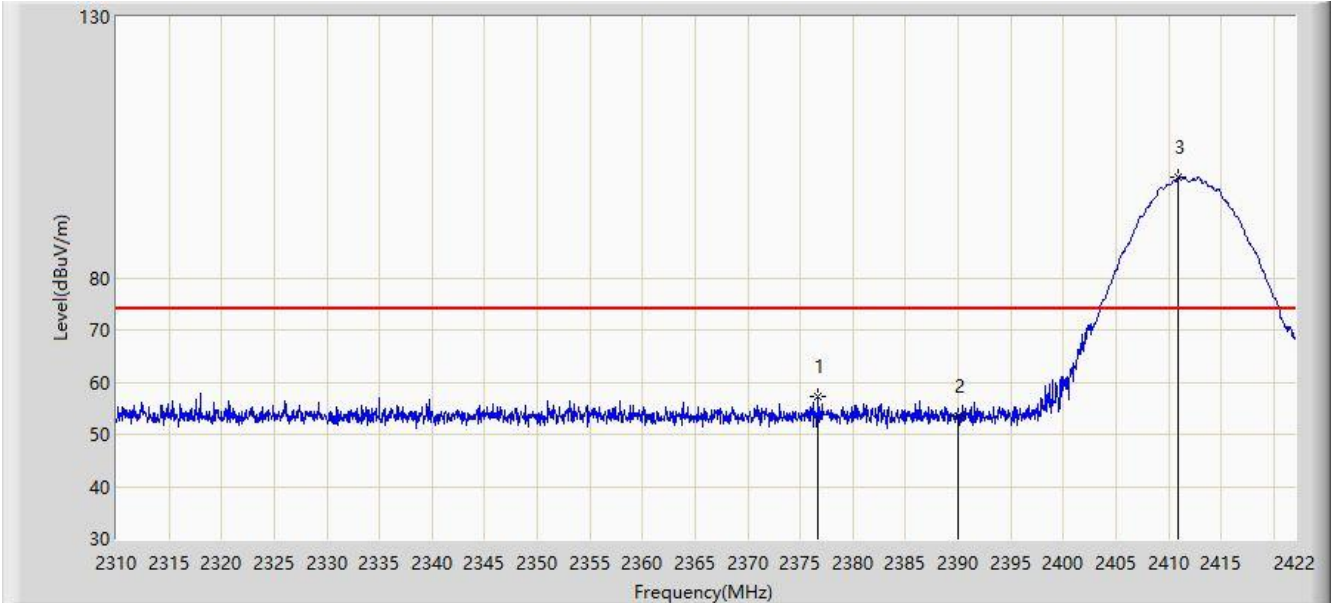
Note 2: Measure Level (dB $\mu$ V/m) = Reading Level (dB $\mu$ V) + Factor (dB/m).

Note 3: Factor (dB/m) = Cable Loss (dB) + Antenna Factor (dB/m).

**Filter 2#**

**Antenna Model: ANT-2x2-5320**

Site: WZ-AC1	Time: 2023/12/26 - 01:36
Limit: FCC_2.4G_RE(3m)	Engineer: Ajin Fan
Probe: BBHA9120D_1167_1-18GHz	Polarity: Horizontal
EUT: ACCESS POINT	Power: By PoE
Test Mode: Transmit by 802.11b at 2412MHz	



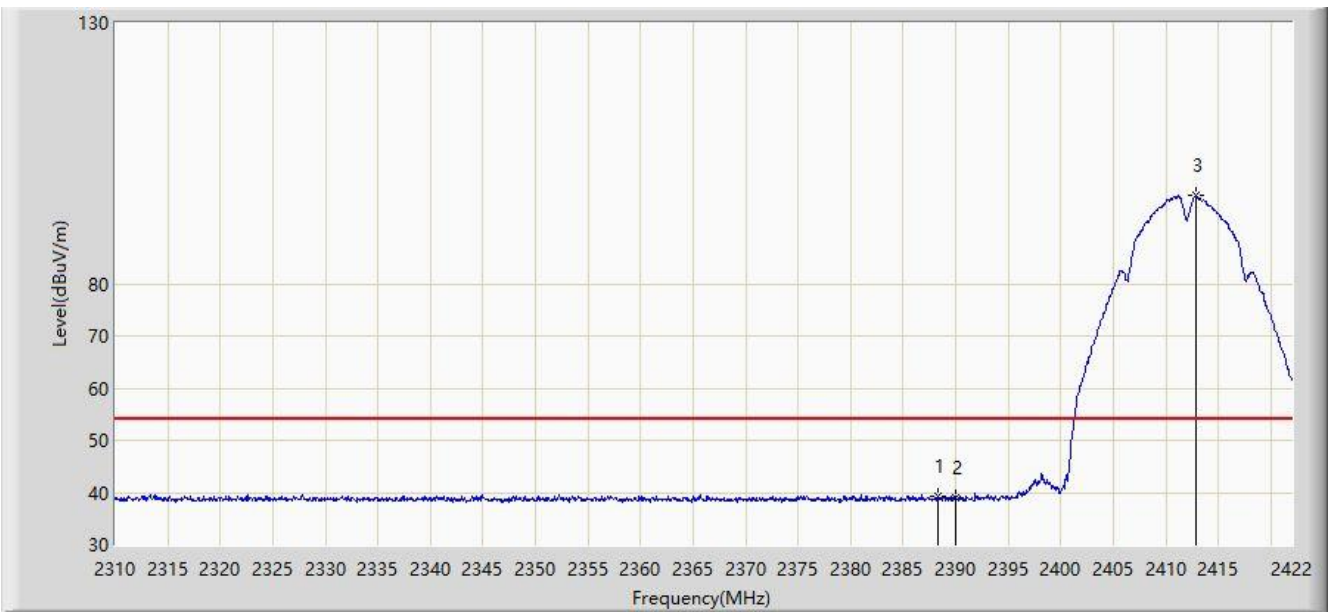
No	Mark	Frequency (MHz)	Measure Level (dBμV/m)	Reading Level (dBμV)	Margin (dB)	Limit (dBμV/m)	Factor (dB/m)	Type
1	*	2376.696	57.239	25.951	-16.761	74.000	31.288	PK
2		2390.000	53.495	22.241	-20.505	74.000	31.254	PK
3		2410.968	99.200	67.947	N/A	N/A	31.253	PK

Note 1: " \* ", means this data is the worst emission level.

Note 2: Measure Level (dBμV/m) = Reading Level (dBμV) + Factor (dB/m).

Note 3: Factor (dB/m) = Cable Loss (dB) + Antenna Factor (dB/m).

Site: WZ-AC1	Time: 2023/12/26 - 01:39
Limit: FCC_2.4G_RE(3m)	Engineer: Ajin Fan
Probe: BBHA9120D_1167_1-18GHz	Polarity: Horizontal
EUT: ACCESS POINT	Power: By PoE
Test Mode: Transmit by 802.11b at 2412MHz	



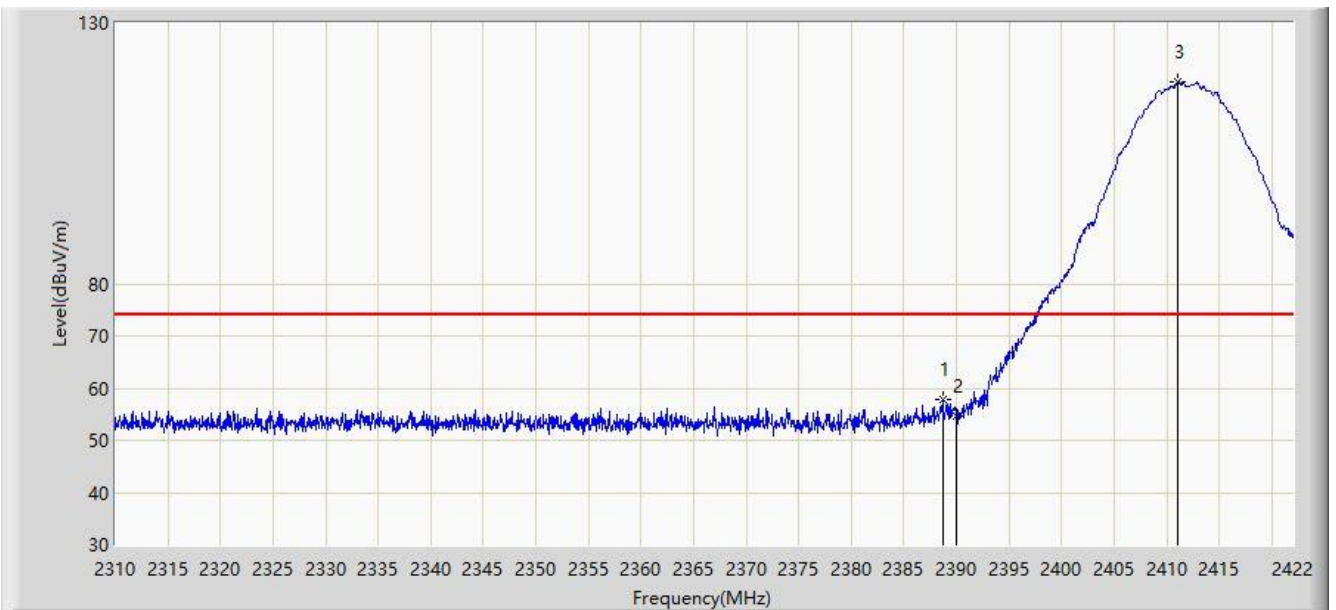
No	Mark	Frequency (MHz)	Measure Level (dBμV/m)	Reading Level (dBμV)	Margin (dB)	Limit (dBμV/m)	Factor (dB/m)	Type
1	*	2388.344	39.243	7.988	-14.757	54.000	31.255	AV
2		2390.000	39.031	7.777	-14.969	54.000	31.254	AV
3		2412.928	97.016	65.764	N/A	N/A	31.252	AV

Note 1: " \* ", means this data is the worst emission level.

Note 2: Measure Level (dBμV/m) = Reading Level (dBμV) + Factor (dB/m).

Note 3: Factor (dB/m) = Cable Loss (dB) + Antenna Factor (dB/m).

Site: WZ-AC1	Time: 2023/12/26 - 01:42
Limit: FCC_2.4G_RE(3m)	Engineer: Ajin Fan
Probe: BBHA9120D_1167_1-18GHz	Polarity: Vertical
EUT: ACCESS POINT	Power: By PoE
Test Mode: Transmit by 802.11b at 2412MHz	



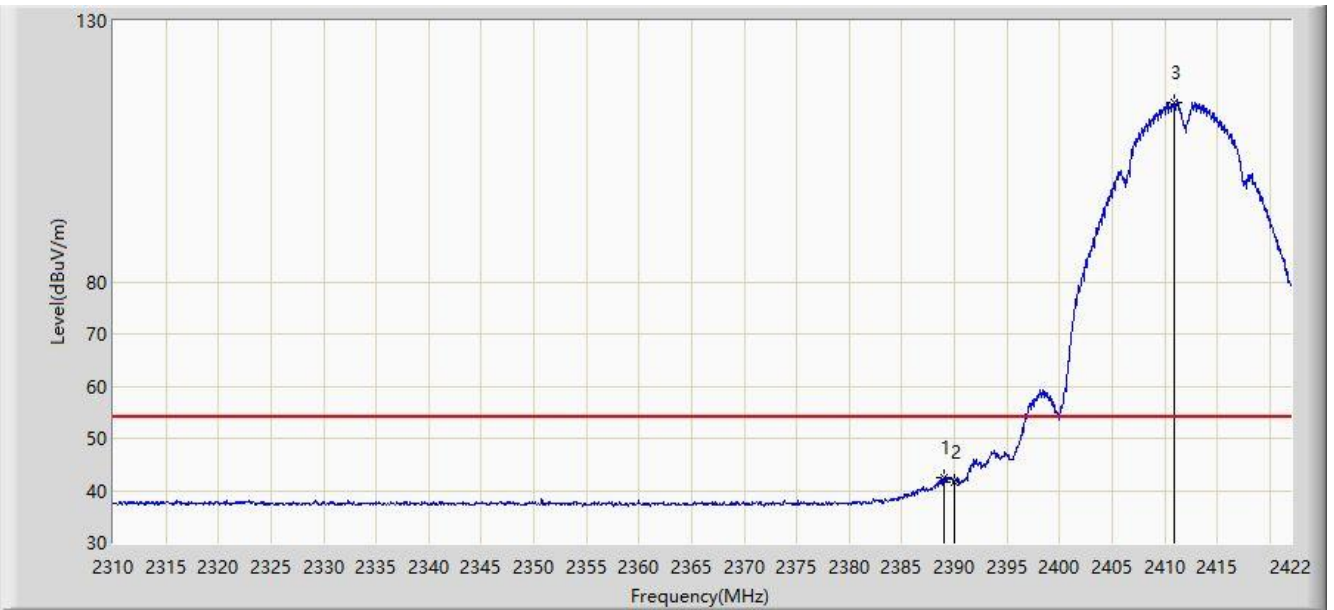
No	Mark	Frequency (MHz)	Measure Level (dB $\mu$ V/m)	Reading Level (dB $\mu$ V)	Margin (dB)	Limit (dB $\mu$ V/m)	Factor (dB/m)	Type
1	*	2388.680	57.729	26.474	-16.271	74.000	31.255	PK
2		2390.000	54.687	23.433	-19.313	74.000	31.254	PK
3		2411.024	118.720	87.467	N/A	N/A	31.253	PK

Note 1: " \* ", means this data is the worst emission level.

Note 2: Measure Level (dB $\mu$ V/m) = Reading Level (dB $\mu$ V) + Factor (dB/m).

Note 3: Factor (dB/m) = Cable Loss (dB) + Antenna Factor (dB/m).

Site: WZ-AC1	Time: 2023/12/26 - 01:43
Limit: FCC_2.4G_RE(3m)	Engineer: Ajin Fan
Probe: BBHA9120D_1167_1-18GHz	Polarity: Vertical
EUT: ACCESS POINT	Power: By PoE
Test Mode: Transmit by 802.11b at 2412MHz	



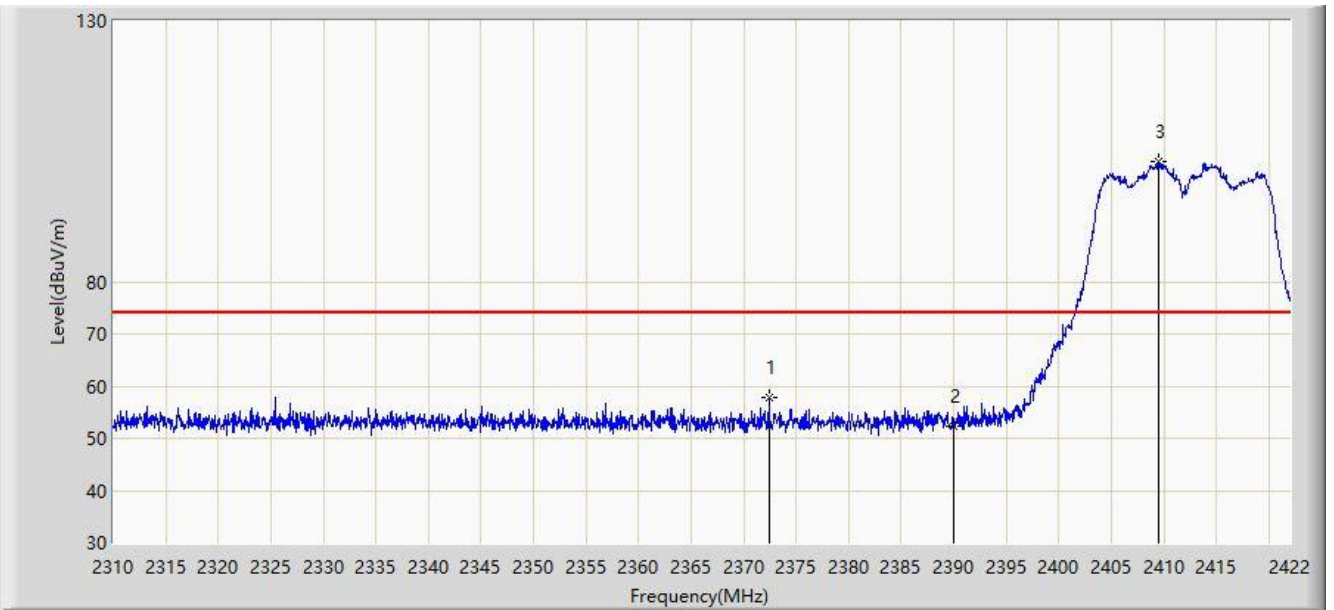
No	Mark	Frequency (MHz)	Measure Level (dBμV/m)	Reading Level (dBμV)	Margin (dB)	Limit (dBμV/m)	Factor (dB/m)	Type
1	*	2388.960	42.514	11.259	-11.486	54.000	31.255	AV
2		2390.000	41.731	10.477	-12.269	54.000	31.254	AV
3		2410.912	114.357	83.104	N/A	N/A	31.253	AV

Note 1: " \* ", means this data is the worst emission level.

Note 2: Measure Level (dBμV/m) = Reading Level (dBμV) + Factor (dB/m).

Note 3: Factor (dB/m) = Cable Loss (dB) + Antenna Factor (dB/m).

Site: WZ-AC1	Time: 2023/12/26 - 01:45
Limit: FCC_2.4G_RE(3m)	Engineer: Ajin Fan
Probe: BBHA9120D_1167_1-18GHz	Polarity: Horizontal
EUT: ACCESS POINT	Power: By PoE
Test Mode: Transmit by 802.11g at 2412MHz	



No	Mark	Frequency (MHz)	Measure Level (dBμV/m)	Reading Level (dBμV)	Margin (dB)	Limit (dBμV/m)	Factor (dB/m)	Type
1	*	2372.440	57.939	26.637	-16.061	74.000	31.302	PK
2		2390.000	52.199	20.945	-21.801	74.000	31.254	PK
3		2409.456	102.901	71.647	N/A	N/A	31.254	PK

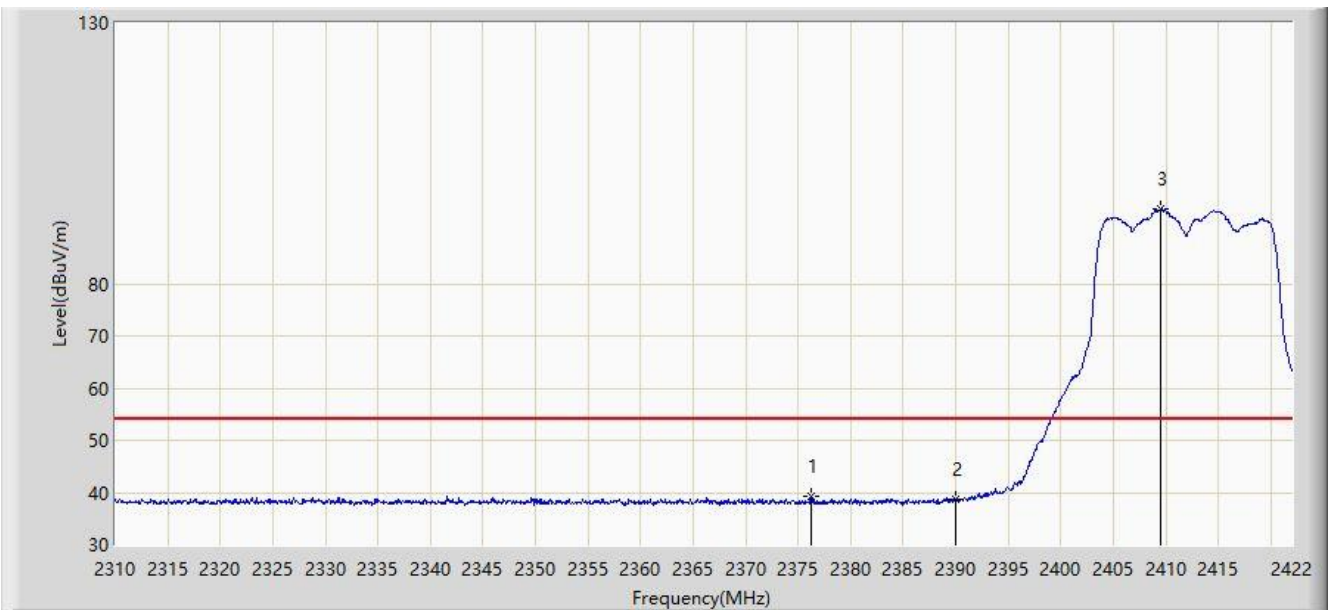
Note 1: " \* ", means this data is the worst emission level.

Note 2: Measure Level (dBμV/m) = Reading Level (dBμV) + Factor (dB/m).

Note 3: Factor (dB/m) = Cable Loss (dB) + Antenna Factor (dB/m).



Site: WZ-AC1	Time: 2023/12/26 - 01:47
Limit: FCC_2.4G_RE(3m)	Engineer: Ajin Fan
Probe: BBHA9120D_1167_1-18GHz	Polarity: Horizontal
EUT: ACCESS POINT	Power: By PoE
Test Mode: Transmit by 802.11g at 2412MHz	



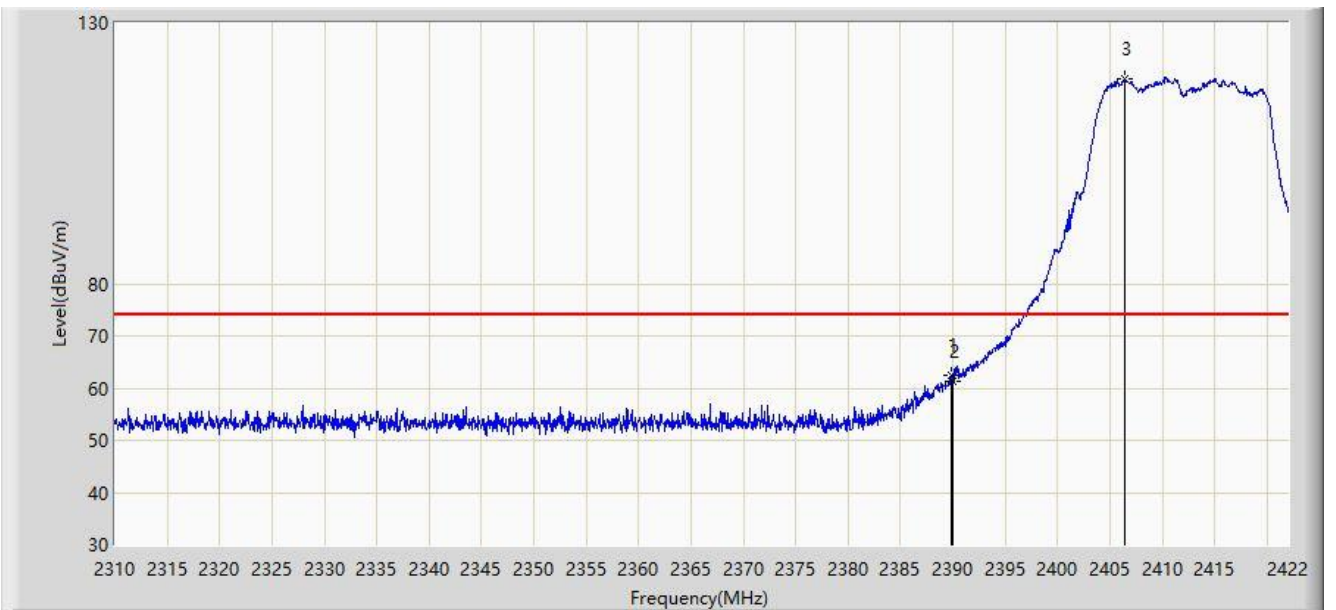
No	Mark	Frequency (MHz)	Measure Level (dBμV/m)	Reading Level (dBμV)	Margin (dB)	Limit (dBμV/m)	Factor (dB/m)	Type
1	*	2376.304	39.172	7.883	-14.828	54.000	31.289	AV
2		2390.000	38.675	7.421	-15.325	54.000	31.254	AV
3		2409.568	94.253	62.999	N/A	N/A	31.254	AV

Note 1: " \* ", means this data is the worst emission level.

Note 2: Measure Level (dBμV/m) = Reading Level (dBμV) + Factor (dB/m).

Note 3: Factor (dB/m) = Cable Loss (dB) + Antenna Factor (dB/m).

Site: WZ-AC1	Time: 2023/12/26 - 01:48
Limit: FCC_2.4G_RE(3m)	Engineer: Ajin Fan
Probe: BBHA9120D_1167_1-18GHz	Polarity: Vertical
EUT: ACCESS POINT	Power: By PoE
Test Mode: Transmit by 802.11g at 2412MHz	



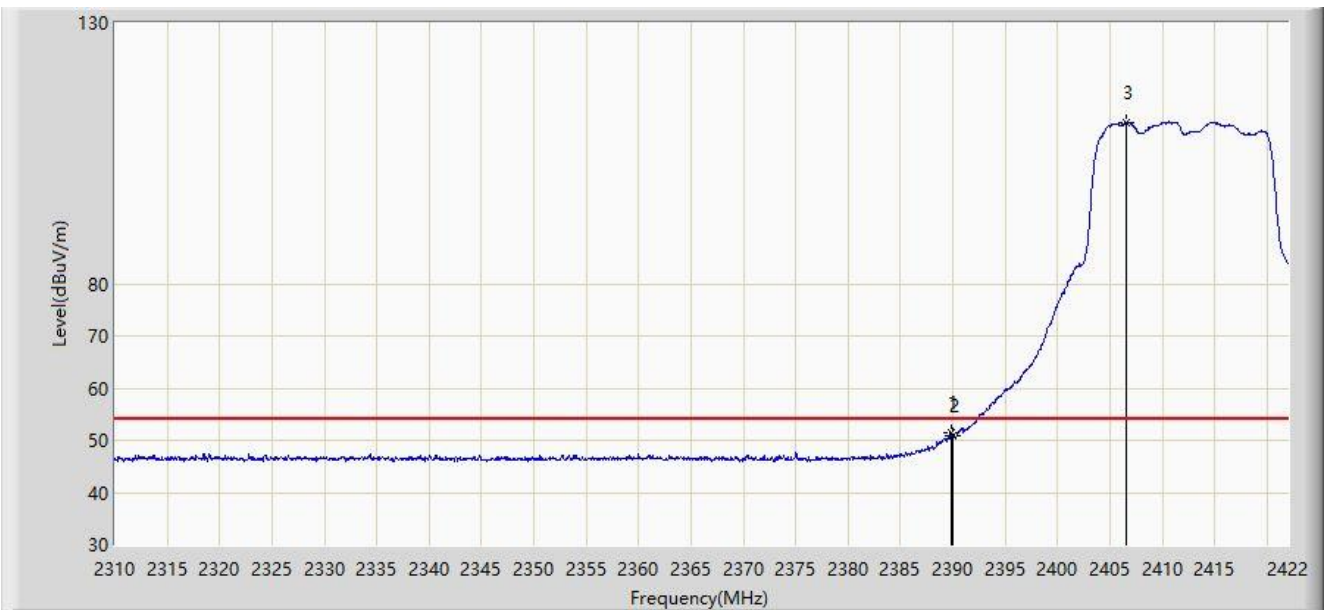
No	Mark	Frequency (MHz)	Measure Level (dB $\mu$ V/m)	Reading Level (dB $\mu$ V)	Margin (dB)	Limit (dB $\mu$ V/m)	Factor (dB/m)	Type
1	*	2389.912	62.380	31.126	-11.620	74.000	31.254	PK
2		2390.000	61.355	30.101	-12.645	74.000	31.254	PK
3		2406.376	119.294	88.038	N/A	N/A	31.256	PK

Note 1: " \* ", means this data is the worst emission level.

Note 2: Measure Level (dB $\mu$ V/m) = Reading Level (dB $\mu$ V) + Factor (dB/m).

Note 3: Factor (dB/m) = Cable Loss (dB) + Antenna Factor (dB/m).

Site: WZ-AC1	Time: 2023/12/26 - 01:50
Limit: FCC_2.4G_RE(3m)	Engineer: Ajin Fan
Probe: BBHA9120D_1167_1-18GHz	Polarity: Vertical
EUT: ACCESS POINT	Power: By PoE
Test Mode: Transmit by 802.11g at 2412MHz	



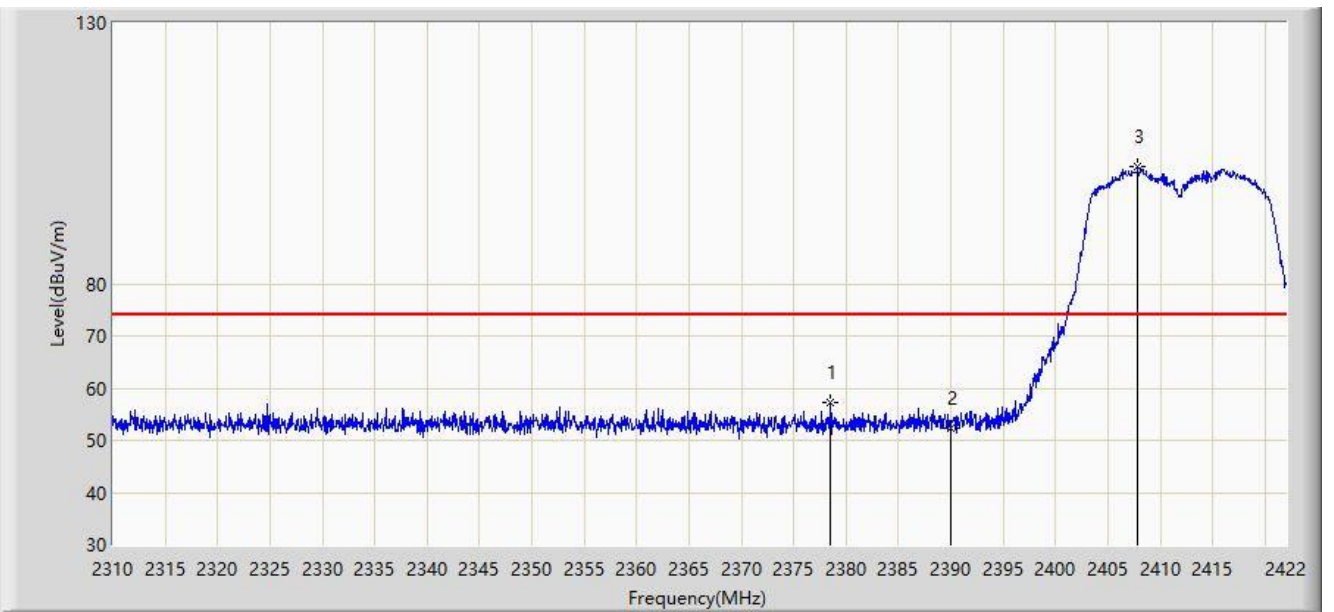
No	Mark	Frequency (MHz)	Measure Level (dBμV/m)	Reading Level (dBμV)	Margin (dB)	Limit (dBμV/m)	Factor (dB/m)	Type
1	*	2389.912	51.340	20.086	-2.660	54.000	31.254	AV
2		2390.000	50.815	19.561	-3.185	54.000	31.254	AV
3		2406.600	111.008	79.752	N/A	N/A	31.256	AV

Note 1: " \* ", means this data is the worst emission level.

Note 2: Measure Level (dBμV/m) = Reading Level (dBμV) + Factor (dB/m).

Note 3: Factor (dB/m) = Cable Loss (dB) + Antenna Factor (dB/m).

Site: WZ-AC1	Time: 2023/12/26 - 01:52
Limit: FCC_2.4G_RE(3m)	Engineer: Ajin Fan
Probe: BBHA9120D_1167_1-18GHz	Polarity: Horizontal
EUT: ACCESS POINT	Power: By PoE
Test Mode: Transmit by 802.11n-HT20 at 2412MHz	



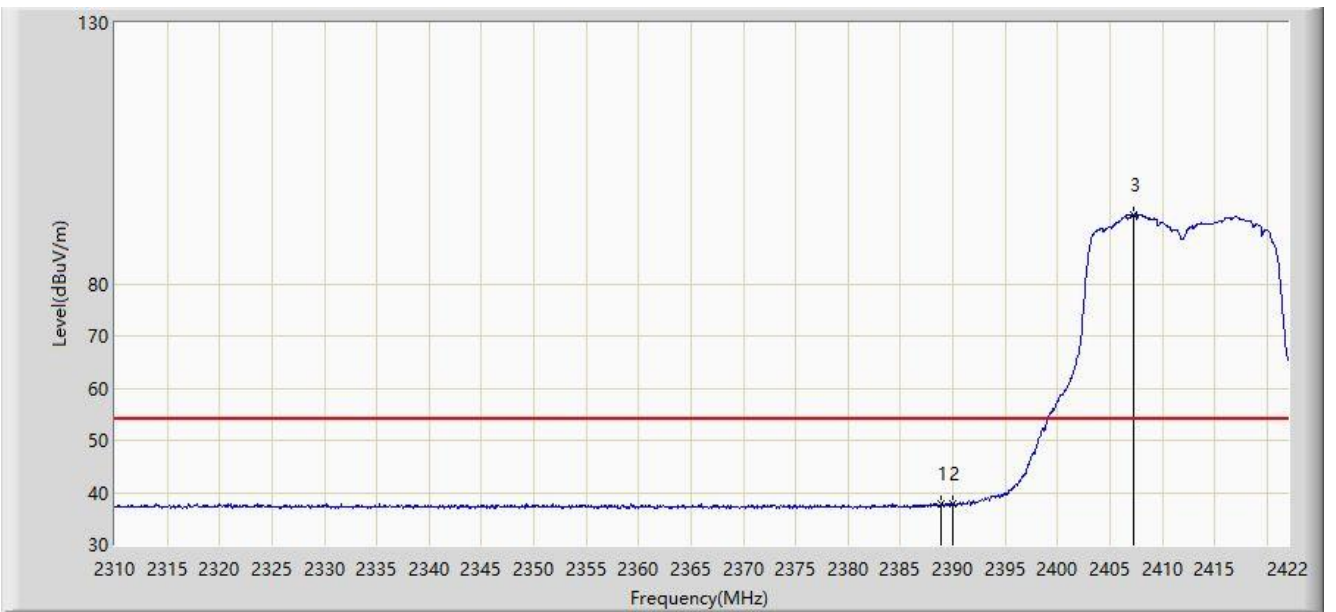
No	Mark	Frequency (MHz)	Measure Level (dBμV/m)	Reading Level (dBμV)	Margin (dB)	Limit (dBμV/m)	Factor (dB/m)	Type
1	*	2378.544	57.207	25.927	-16.793	74.000	31.280	PK
2		2390.000	52.445	21.191	-21.555	74.000	31.254	PK
3		2407.832	102.552	71.297	N/A	N/A	31.255	PK

Note 1: " \* ", means this data is the worst emission level.

Note 2: Measure Level (dBμV/m) = Reading Level (dBμV) + Factor (dB/m).

Note 3: Factor (dB/m) = Cable Loss (dB) + Antenna Factor (dB/m).

Site: WZ-AC1	Time: 2023/12/26 - 01:54
Limit: FCC_2.4G_RE(3m)	Engineer: Ajin Fan
Probe: BBHA9120D_1167_1-18GHz	Polarity: Horizontal
EUT: ACCESS POINT	Power: By PoE
Test Mode: Transmit by 802.11n-HT20 at 2412MHz	



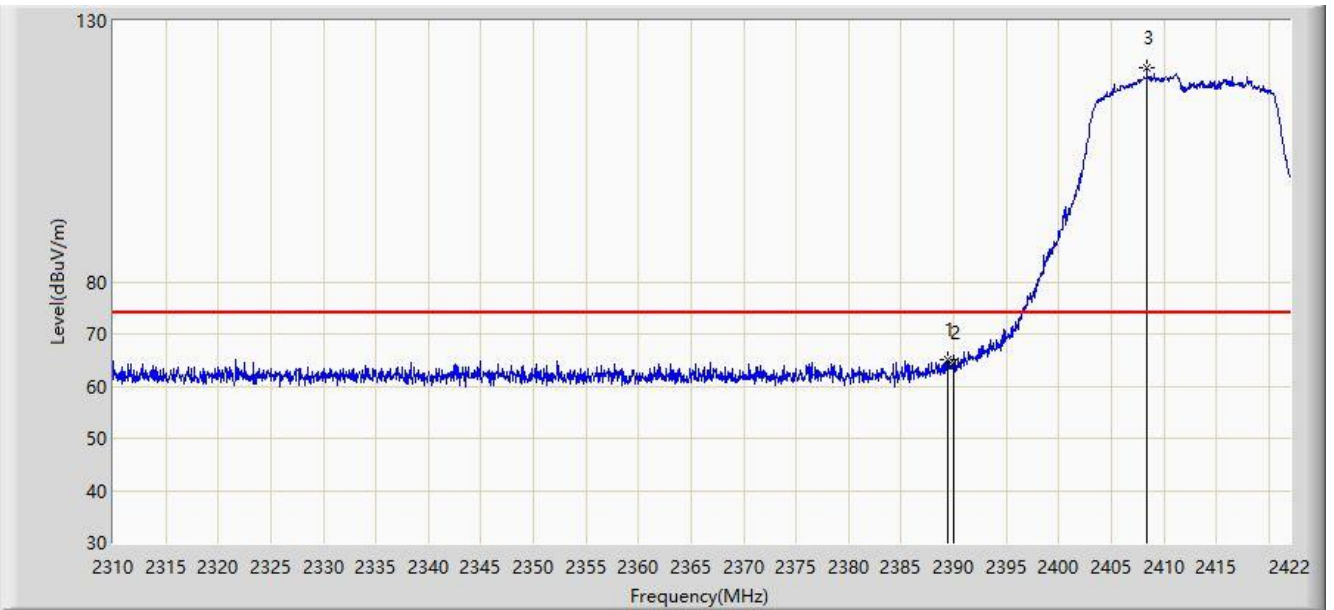
No	Mark	Frequency (MHz)	Measure Level (dB $\mu$ V/m)	Reading Level (dB $\mu$ V)	Margin (dB)	Limit (dB $\mu$ V/m)	Factor (dB/m)	Type
1	*	2388.904	37.908	6.653	-16.092	54.000	31.254	AV
2		2390.000	37.787	6.533	-16.213	54.000	31.254	AV
3		2407.328	93.242	61.987	N/A	N/A	31.255	AV

Note 1: " \* ", means this data is the worst emission level.

Note 2: Measure Level (dB $\mu$ V/m) = Reading Level (dB $\mu$ V) + Factor (dB/m).

Note 3: Factor (dB/m) = Cable Loss (dB) + Antenna Factor (dB/m).

Site: WZ-AC1	Time: 2023/12/26 - 01:56
Limit: FCC_2.4G_RE(3m)	Engineer: Ajin Fan
Probe: BBHA9120D_1167_1-18GHz	Polarity: Vertical
EUT: ACCESS POINT	Power: By PoE
Test Mode: Transmit by 802.11n-HT20 at 2412MHz	



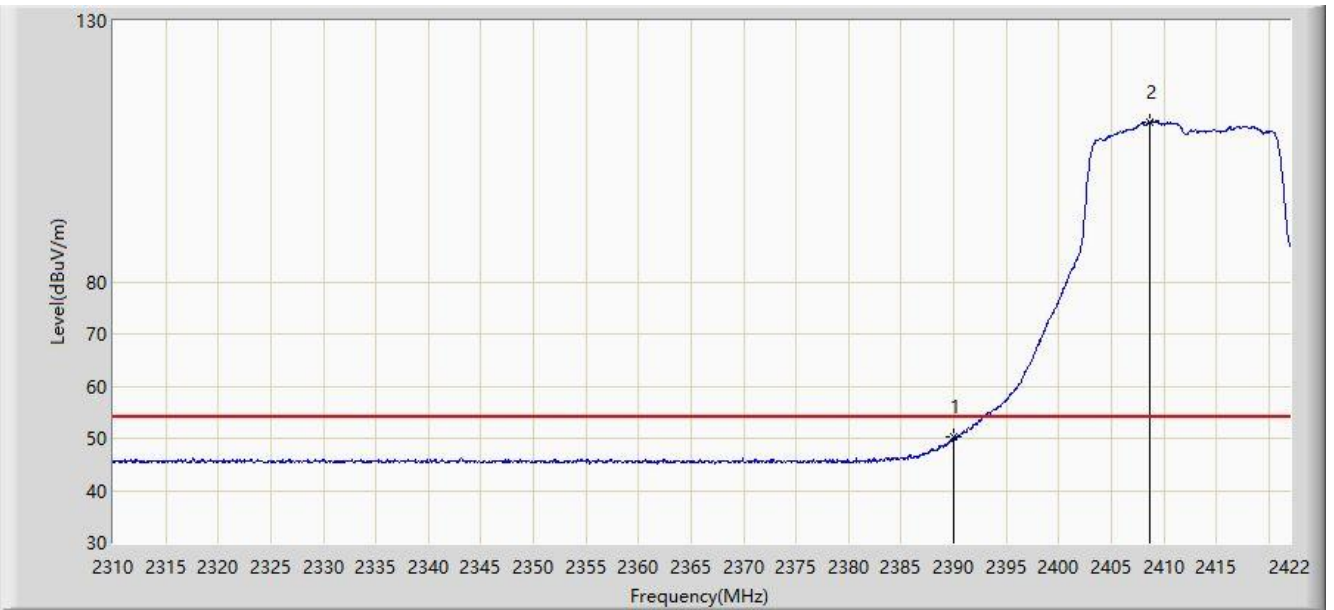
No	Mark	Frequency (MHz)	Measure Level (dBμV/m)	Reading Level (dBμV)	Margin (dB)	Limit (dBμV/m)	Factor (dB/m)	Type
1	*	2389.464	65.188	33.934	-8.812	74.000	31.254	PK
2		2390.000	64.453	33.199	-9.547	74.000	31.254	PK
3		2408.392	120.883	89.628	N/A	N/A	31.255	PK

Note 1: " \* ", means this data is the worst emission level.

Note 2: Measure Level (dBμV/m) = Reading Level (dBμV) + Factor (dB/m).

Note 3: Factor (dB/m) = Cable Loss (dB) + Antenna Factor (dB/m).

Site: WZ-AC1	Time: 2023/12/26 - 01:59
Limit: FCC_2.4G_RE(3m)	Engineer: Ajin Fan
Probe: BBHA9120D_1167_1-18GHz	Polarity: Vertical
EUT: ACCESS POINT	Power: By PoE
Test Mode: Transmit by 802.11n-HT20 at 2412MHz	



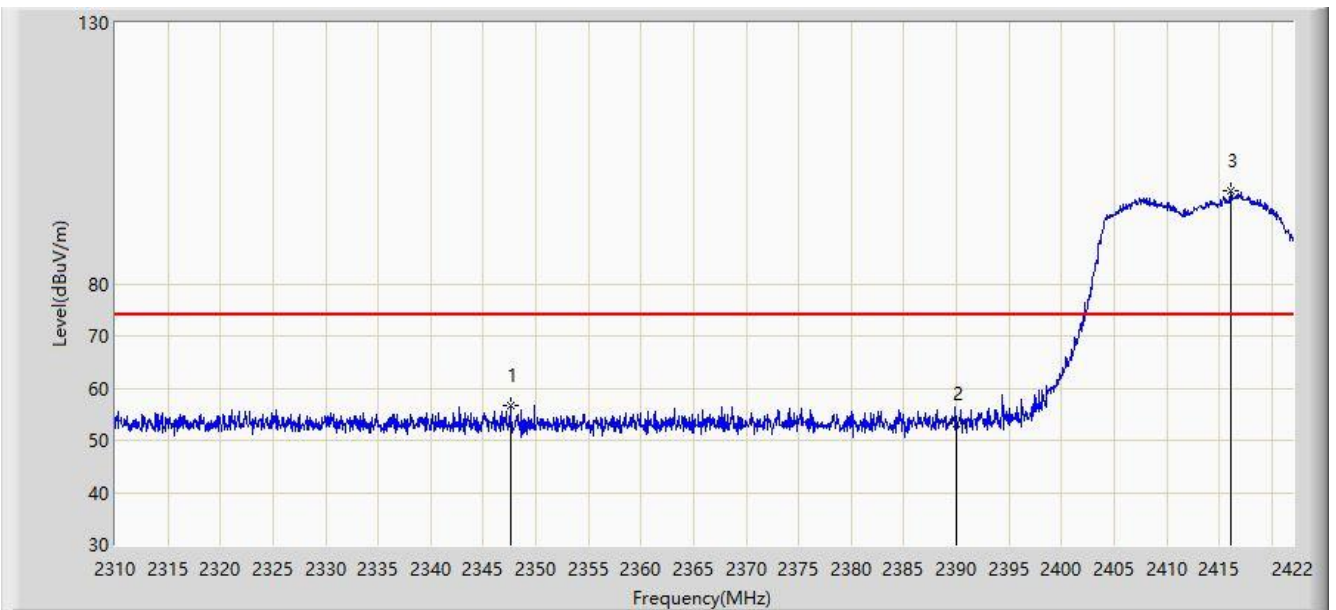
No	Mark	Frequency (MHz)	Measure Level (dB $\mu$ V/m)	Reading Level (dB $\mu$ V)	Margin (dB)	Limit (dB $\mu$ V/m)	Factor (dB/m)	Type
1	*	2390.000	50.263	19.009	-3.737	54.000	31.254	AV
2		2408.672	110.641	79.386	N/A	N/A	31.254	AV

Note 1: " \* ", means this data is the worst emission level.

Note 2: Measure Level (dB $\mu$ V/m) = Reading Level (dB $\mu$ V) + Factor (dB/m).

Note 3: Factor (dB/m) = Cable Loss (dB) + Antenna Factor (dB/m).

Site: WZ-AC1	Time: 2023/12/26 - 02:02
Limit: FCC_2.4G_RE(3m)	Engineer: Ajin Fan
Probe: BBHA9120D_1167_1-18GHz	Polarity: Horizontal
EUT: ACCESS POINT	Power: By PoE
Test Mode: Transmit by 802.11n-HT40 at 2422MHz P=18.5	



No	Mark	Frequency (MHz)	Measure Level (dBμV/m)	Reading Level (dBμV)	Margin (dB)	Limit (dBμV/m)	Factor (dB/m)	Type
1	*	2347.576	56.796	25.420	-17.204	74.000	31.376	PK
2		2390.000	53.213	21.959	-20.787	74.000	31.254	PK
3		2416.120	97.751	66.501	N/A	N/A	31.250	PK

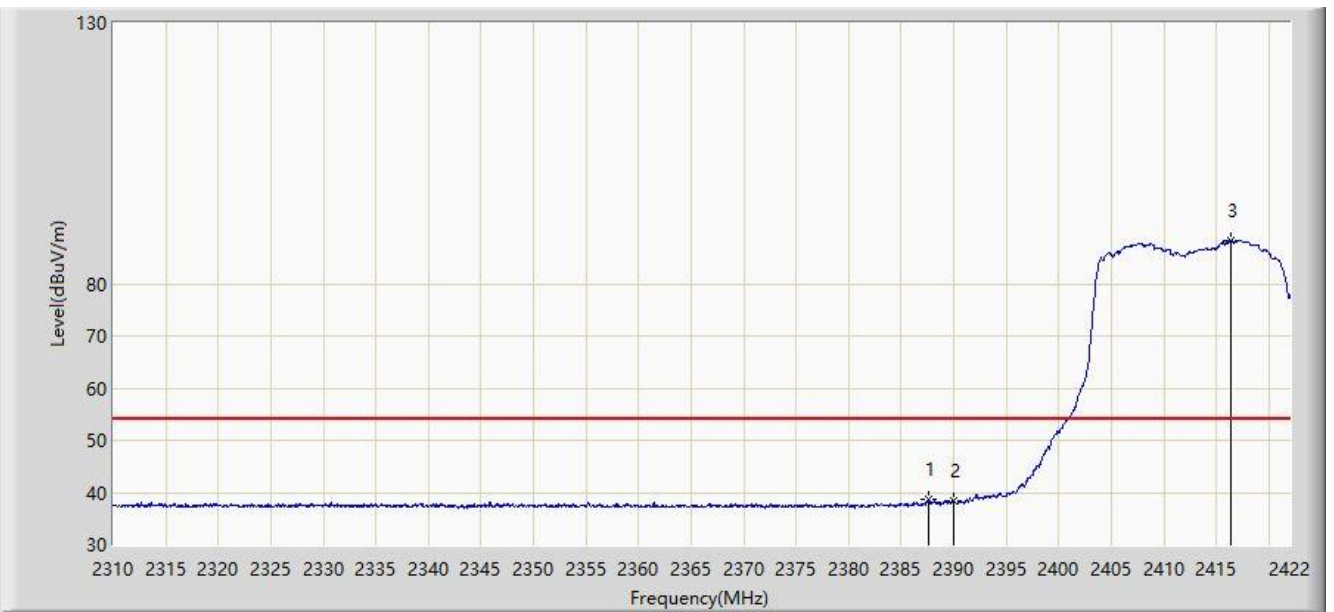
Note 1: " \* ", means this data is the worst emission level.

Note 2: Measure Level (dBμV/m) = Reading Level (dBμV) + Factor (dB/m).

Note 3: Factor (dB/m) = Cable Loss (dB) + Antenna Factor (dB/m).



Site: WZ-AC1	Time: 2023/12/26 - 02:04
Limit: FCC_2.4G_RE(3m)	Engineer: Ajin Fan
Probe: BBHA9120D_1167_1-18GHz	Polarity: Horizontal
EUT: ACCESS POINT	Power: By PoE
Test Mode: Transmit by 802.11n-HT40 at 2422MHz	



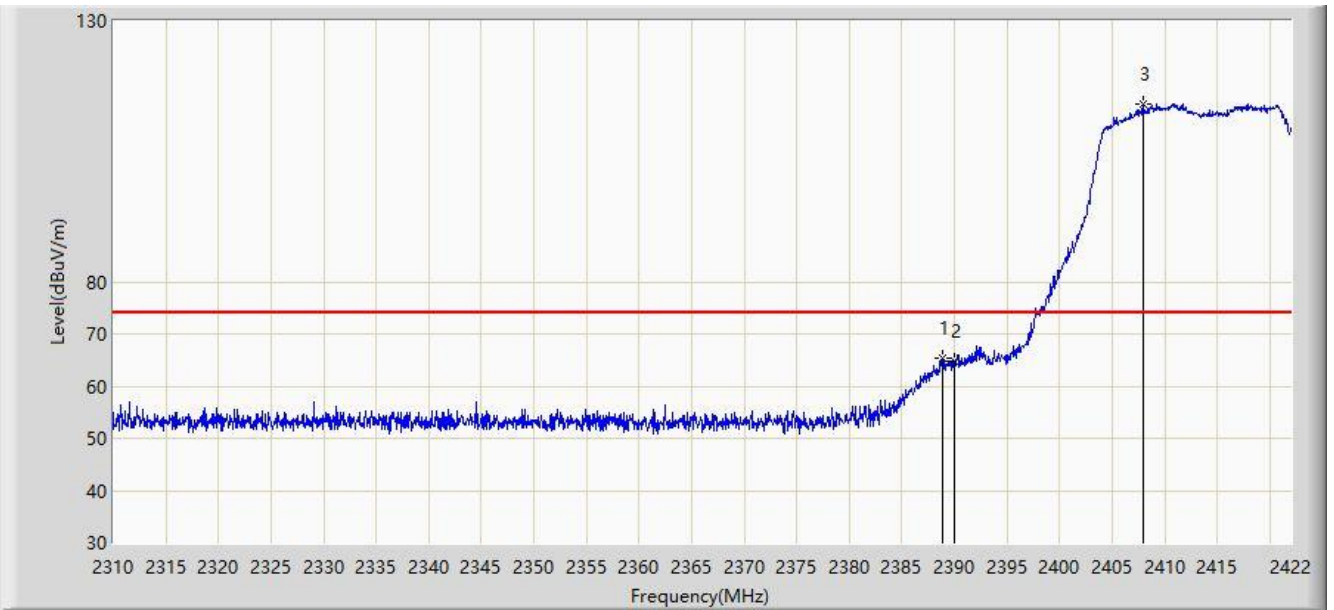
No	Mark	Frequency (MHz)	Measure Level (dBμV/m)	Reading Level (dBμV)	Margin (dB)	Limit (dBμV/m)	Factor (dB/m)	Type
1	*	2387.616	38.568	7.312	-15.432	54.000	31.255	AV
2		2390.000	38.513	7.259	-15.487	54.000	31.254	AV
3		2416.400	88.268	57.018	N/A	N/A	31.250	AV

Note 1: " \* ", means this data is the worst emission level.

Note 2: Measure Level (dBμV/m) = Reading Level (dBμV) + Factor (dB/m).

Note 3: Factor (dB/m) = Cable Loss (dB) + Antenna Factor (dB/m).

Site: WZ-AC1	Time: 2023/12/26 - 02:05
Limit: FCC_2.4G_RE(3m)	Engineer: Ajin Fan
Probe: BBHA9120D_1167_1-18GHz	Polarity: Vertical
EUT: ACCESS POINT	Power: By PoE
Test Mode: Transmit by 802.11n-HT40 at 2422MHz	



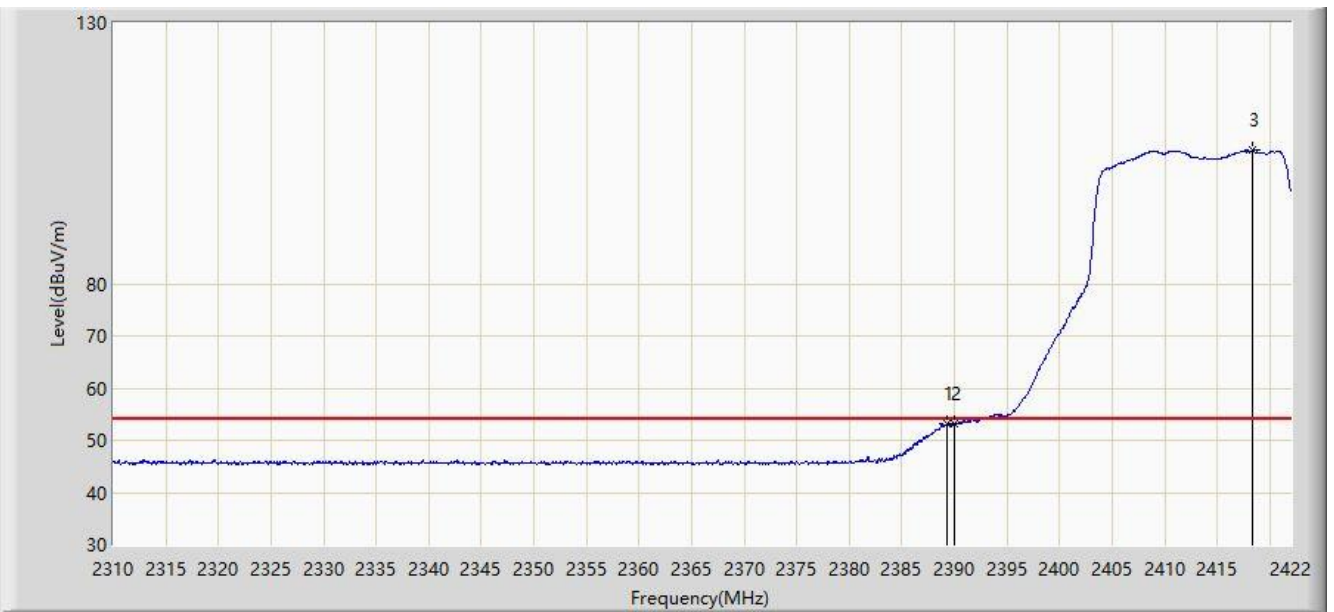
No	Mark	Frequency (MHz)	Measure Level (dBμV/m)	Reading Level (dBμV)	Margin (dB)	Limit (dBμV/m)	Factor (dB/m)	Type
1	*	2388.848	65.356	34.101	-8.644	74.000	31.254	PK
2		2390.000	64.730	33.476	-9.270	74.000	31.254	PK
3		2408.000	114.146	82.891	N/A	N/A	31.255	PK

Note 1: " \* ", means this data is the worst emission level.

Note 2: Measure Level (dBμV/m) = Reading Level (dBμV) + Factor (dB/m).

Note 3: Factor (dB/m) = Cable Loss (dB) + Antenna Factor (dB/m).

Site: WZ-AC1	Time: 2023/12/26 - 02:18
Limit: FCC_2.4G_RE(3m)	Engineer: Ajin Fan
Probe: BBHA9120D_1167_1-18GHz	Polarity: Vertical
EUT: ACCESS POINT	Power: By PoE
Test Mode: Transmit by 802.11n-HT40 at 2422MHz	



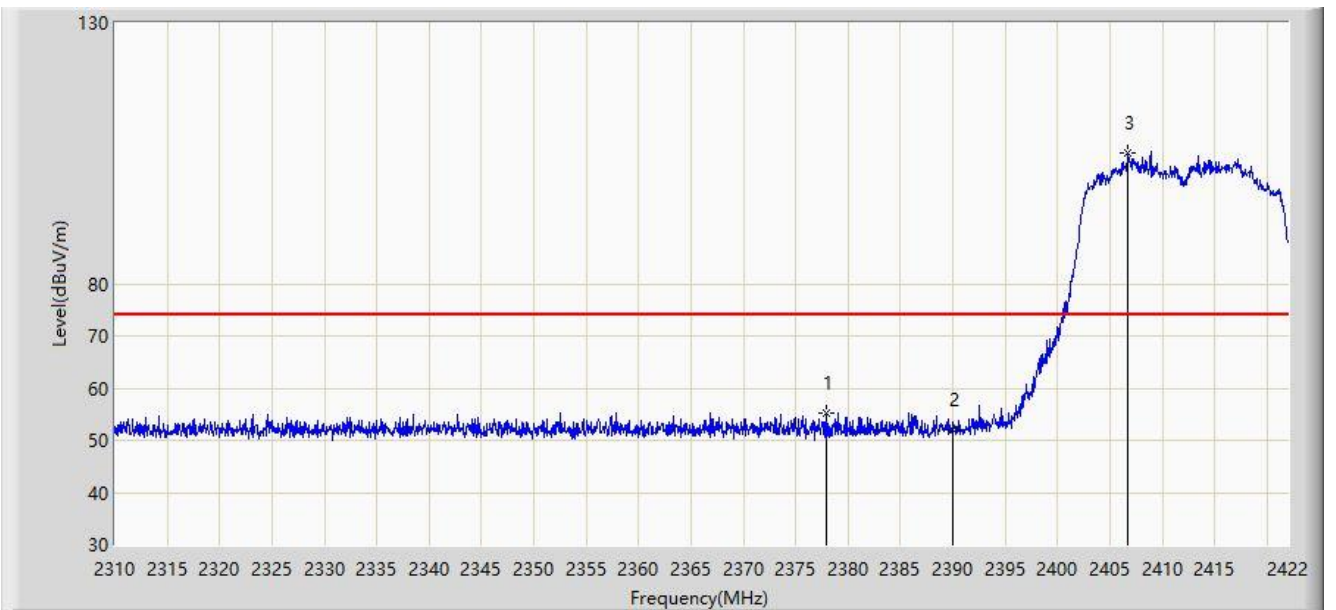
No	Mark	Frequency (MHz)	Measure Level (dBμV/m)	Reading Level (dBμV)	Margin (dB)	Limit (dBμV/m)	Factor (dB/m)	Type
1	*	2389.240	53.176	21.922	-0.824	54.000	31.254	AV
2		2390.000	53.086	21.832	-0.914	54.000	31.254	AV
3		2418.416	105.633	74.384	N/A	N/A	31.249	AV

Note 1: " \* ", means this data is the worst emission level.

Note 2: Measure Level (dBμV/m) = Reading Level (dBμV) + Factor (dB/m).

Note 3: Factor (dB/m) = Cable Loss (dB) + Antenna Factor (dB/m).

Site: WZ-AC1	Time: 2023/12/26 - 21:11
Limit: FCC_2.4G_RE(3m)	Engineer: Ajin Fan
Probe: BBHA9120D_1167_1-18GHz	Polarity: Horizontal
EUT: ACCESS POINT	Power: By PoE
Test Mode: Transmit by 802.11ax-HE20 at 2412MHz	



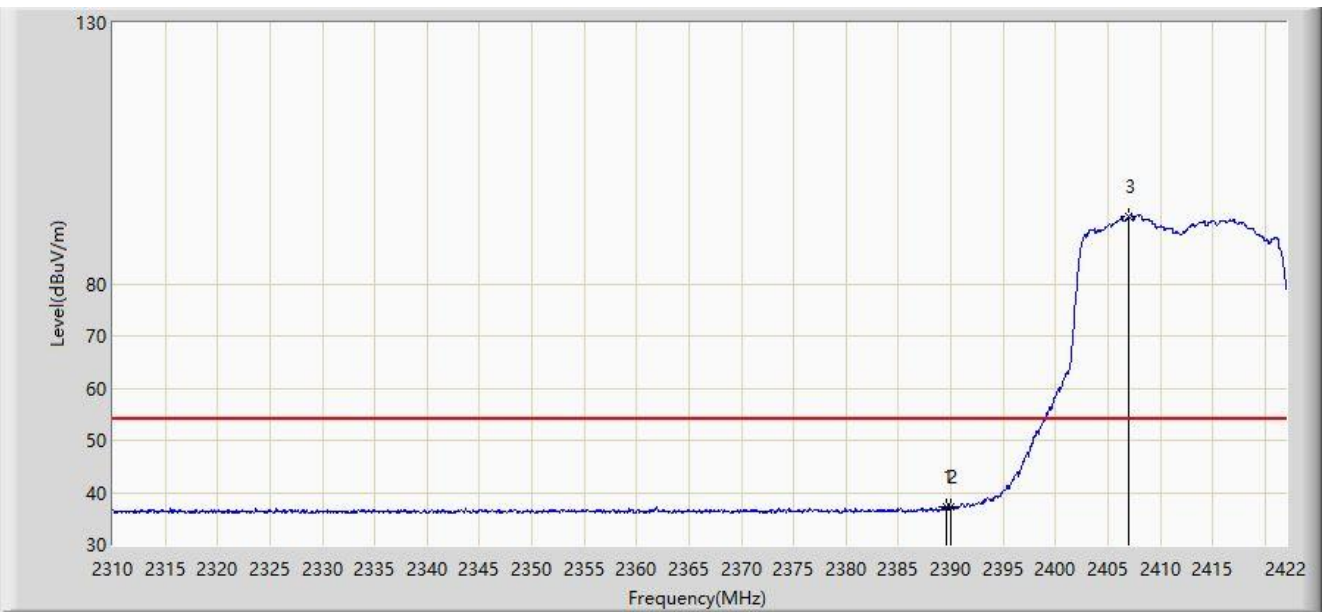
No	Mark	Frequency (MHz)	Measure Level (dBμV/m)	Reading Level (dBμV)	Margin (dB)	Limit (dBμV/m)	Factor (dB/m)	Type
1	*	2377.984	55.234	23.951	-18.766	74.000	31.283	PK
2		2390.000	52.173	20.919	-21.827	74.000	31.254	PK
3		2406.712	105.186	73.930	N/A	N/A	31.256	PK

Note 1: " \* ", means this data is the worst emission level.

Note 2: Measure Level (dBμV/m) = Reading Level (dBμV) + Factor (dB/m).

Note 3: Factor (dB/m) = Cable Loss (dB) + Antenna Factor (dB/m).

Site: WZ-AC1	Time: 2023/12/26 - 21:16
Limit: FCC_2.4G_RE(3m)	Engineer: Ajin Fan
Probe: BBHA9120D_1167_1-18GHz	Polarity: Horizontal
EUT: ACCESS POINT	Power: By PoE
Test Mode: Transmit by 802.11ax-HE20 at 2412MHz	



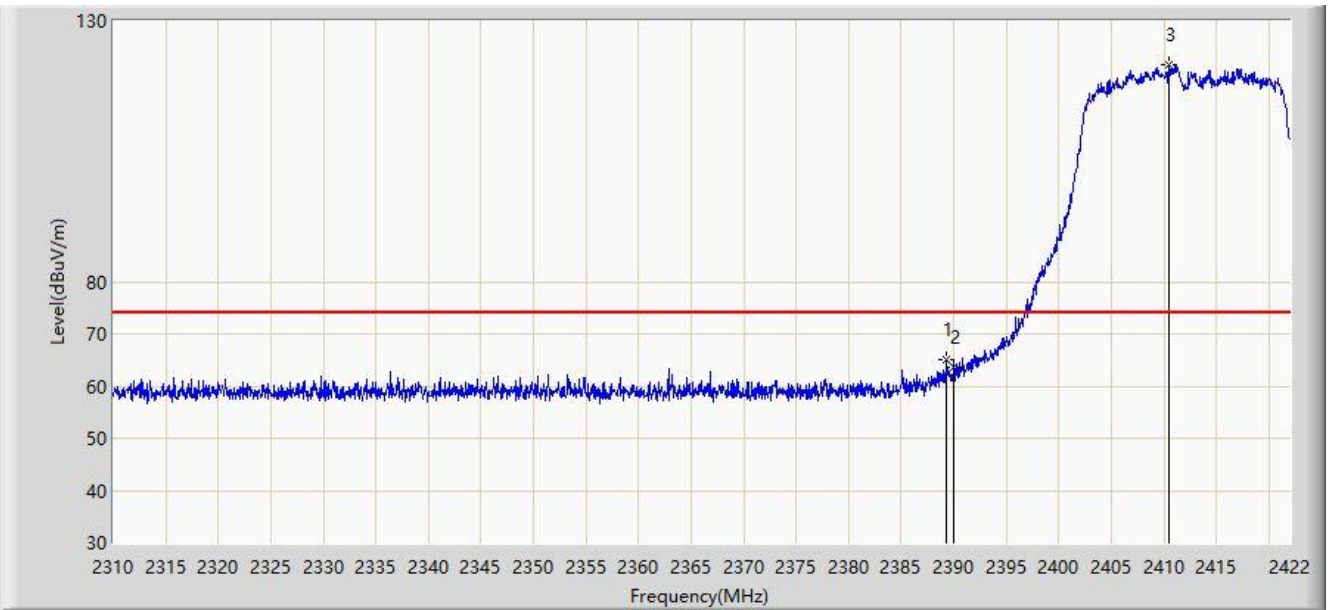
No	Mark	Frequency (MHz)	Measure Level (dB $\mu$ V/m)	Reading Level (dB $\mu$ V)	Margin (dB)	Limit (dB $\mu$ V/m)	Factor (dB/m)	Type
1	*	2389.632	37.228	5.974	-16.772	54.000	31.254	AV
2		2390.000	37.130	5.876	-16.870	54.000	31.254	AV
3		2407.048	92.939	61.684	N/A	N/A	31.255	AV

Note 1: " \* ", means this data is the worst emission level.

Note 2: Measure Level (dB $\mu$ V/m) = Reading Level (dB $\mu$ V) + Factor (dB/m).

Note 3: Factor (dB/m) = Cable Loss (dB) + Antenna Factor (dB/m).

Site: WZ-AC1	Time: 2023/12/26 - 21:17
Limit: FCC_2.4G_RE(3m)	Engineer: Ajin Fan
Probe: BBHA9120D_1167_1-18GHz	Polarity: Vertical
EUT: ACCESS POINT	Power: By PoE
Test Mode: Transmit by 802.11ax-HE20 at 2412MHz	



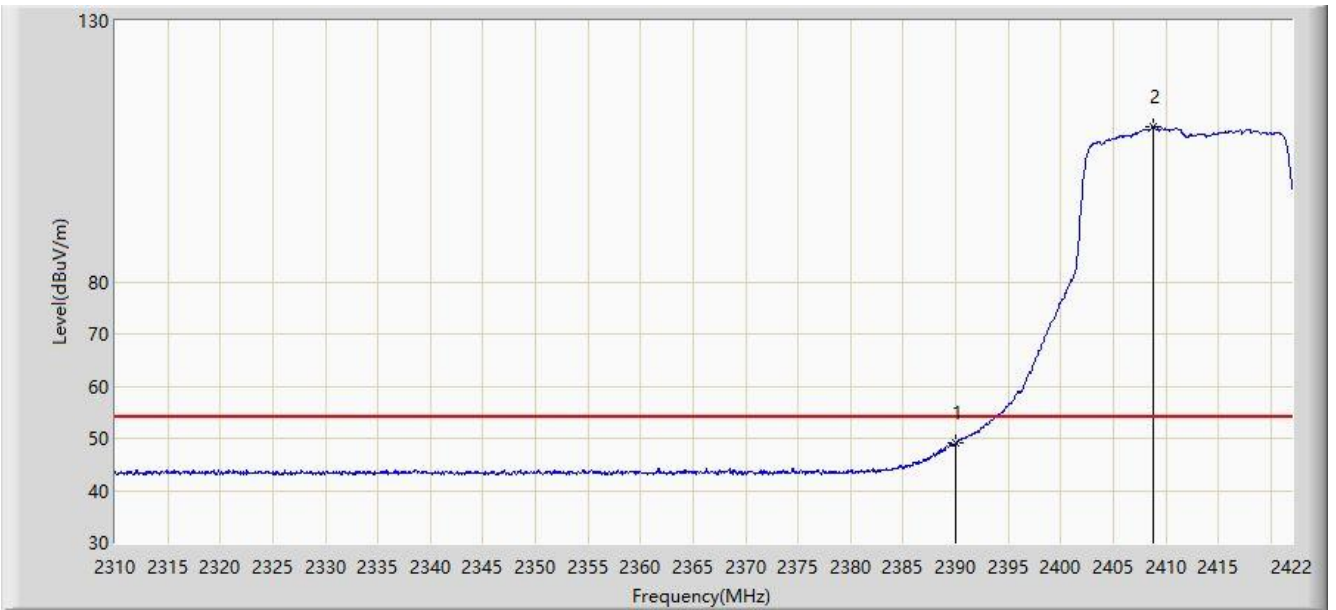
No	Mark	Frequency (MHz)	Measure Level (dBμV/m)	Reading Level (dBμV)	Margin (dB)	Limit (dBμV/m)	Factor (dB/m)	Type
1	*	2389.352	65.047	33.793	-8.953	74.000	31.254	PK
2		2390.000	63.630	32.376	-10.370	74.000	31.254	PK
3		2410.464	121.601	90.347	N/A	N/A	31.254	PK

Note 1: " \* ", means this data is the worst emission level.

Note 2: Measure Level (dBμV/m) = Reading Level (dBμV) + Factor (dB/m).

Note 3: Factor (dB/m) = Cable Loss (dB) + Antenna Factor (dB/m).

Site: WZ-AC1	Time: 2023/12/26 - 21:20
Limit: FCC_2.4G_RE(3m)	Engineer: Ajin Fan
Probe: BBHA9120D_1167_1-18GHz	Polarity: Vertical
EUT: ACCESS POINT	Power: By PoE
Test Mode: Transmit by 802.11ax-HE20 at 2412MHz	



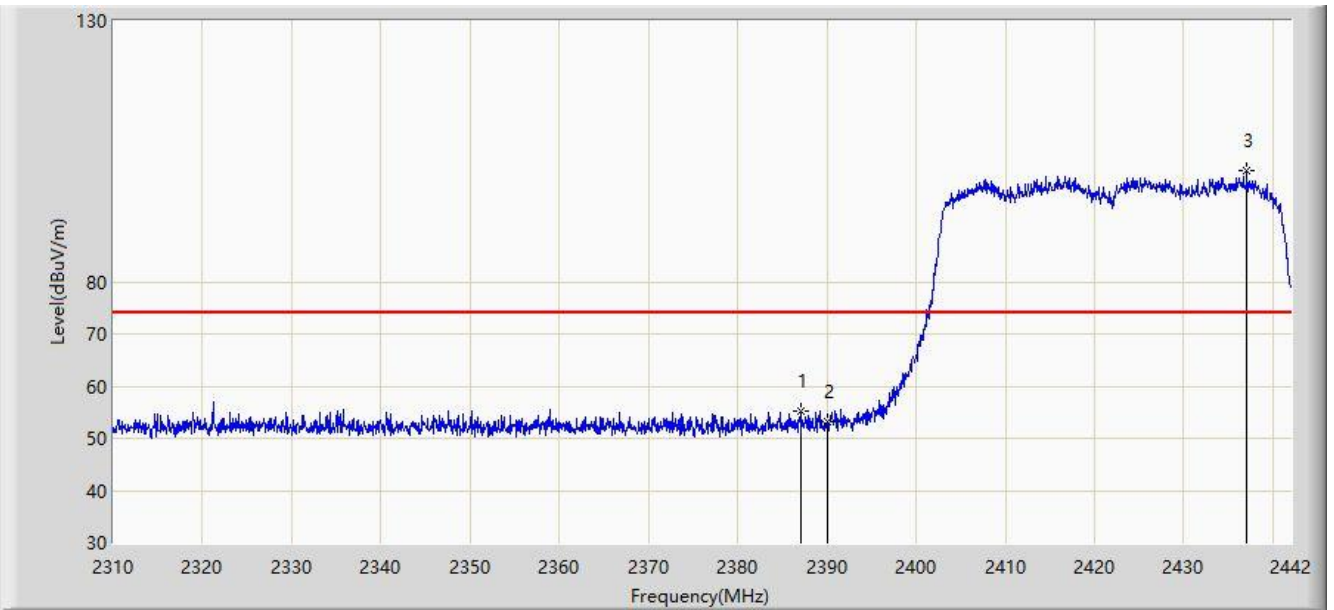
No	Mark	Frequency (MHz)	Measure Level (dB $\mu$ V/m)	Reading Level (dB $\mu$ V)	Margin (dB)	Limit (dB $\mu$ V/m)	Factor (dB/m)	Type
1	*	2390.000	49.001	17.747	-4.999	54.000	31.254	AV
2		2408.784	109.678	78.423	N/A	N/A	31.255	AV

Note 1: " \* ", means this data is the worst emission level.

Note 2: Measure Level (dB $\mu$ V/m) = Reading Level (dB $\mu$ V) + Factor (dB/m).

Note 3: Factor (dB/m) = Cable Loss (dB) + Antenna Factor (dB/m).

Site: WZ-AC1	Time: 2023/12/26 - 21:22
Limit: FCC_2.4G_RE(3m)	Engineer: Ajin Fan
Probe: BBHA9120D_1167_1-18GHz	Polarity: Horizontal
EUT: ACCESS POINT	Power: By PoE
Test Mode: Transmit by 802.11ax-HE40 at 2422MHz	



No	Mark	Frequency (MHz)	Measure Level (dBμV/m)	Reading Level (dBμV)	Margin (dB)	Limit (dBμV/m)	Factor (dB/m)	Type
1	*	2387.154	55.145	23.889	-18.855	74.000	31.256	PK
2		2390.000	53.092	21.838	-20.908	74.000	31.254	PK
3		2437.116	101.246	70.041	N/A	N/A	31.205	PK

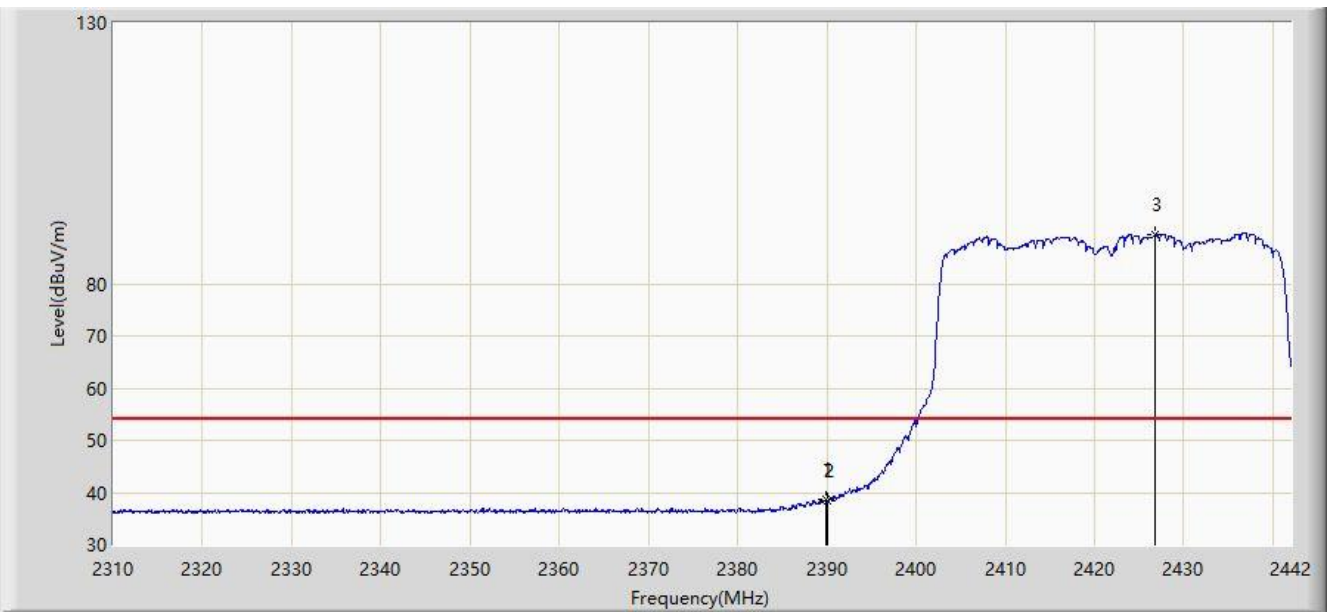
Note 1: " \* ", means this data is the worst emission level.

Note 2: Measure Level (dBμV/m) = Reading Level (dBμV) + Factor (dB/m).

Note 3: Factor (dB/m) = Cable Loss (dB) + Antenna Factor (dB/m).



Site: WZ-AC1	Time: 2023/12/26 - 21:24
Limit: FCC_2.4G_RE(3m)	Engineer: Ajin Fan
Probe: BBHA9120D_1167_1-18GHz	Polarity: Horizontal
EUT: ACCESS POINT	Power: By PoE
Test Mode: Transmit by 802.11ax-HE40 at 2422MHz	



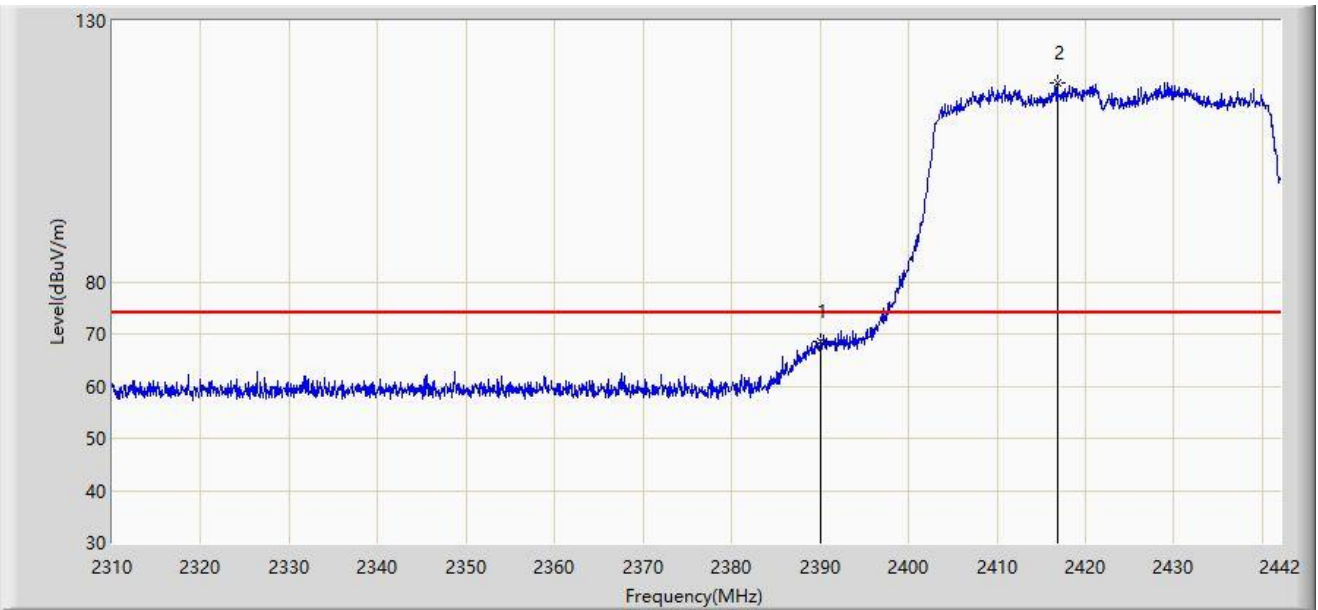
No	Mark	Frequency (MHz)	Measure Level (dBμV/m)	Reading Level (dBμV)	Margin (dB)	Limit (dBμV/m)	Factor (dB/m)	Type
1	*	2389.926	38.604	7.350	-15.396	54.000	31.254	AV
2		2390.000	38.484	7.230	-15.516	54.000	31.254	AV
3		2426.820	89.498	58.271	N/A	N/A	31.228	AV

Note 1: " \* ", means this data is the worst emission level.

Note 2: Measure Level (dBμV/m) = Reading Level (dBμV) + Factor (dB/m).

Note 3: Factor (dB/m) = Cable Loss (dB) + Antenna Factor (dB/m).

Site: WZ-AC1	Time: 2023/12/26 - 21:25
Limit: FCC_2.4G_RE(3m)	Engineer: Ajin Fan
Probe: BBHA9120D_1167_1-18GHz	Polarity: Vertical
EUT: ACCESS POINT	Power: By PoE
Test Mode: Transmit by 802.11ax-HE40 at 2422MHz	



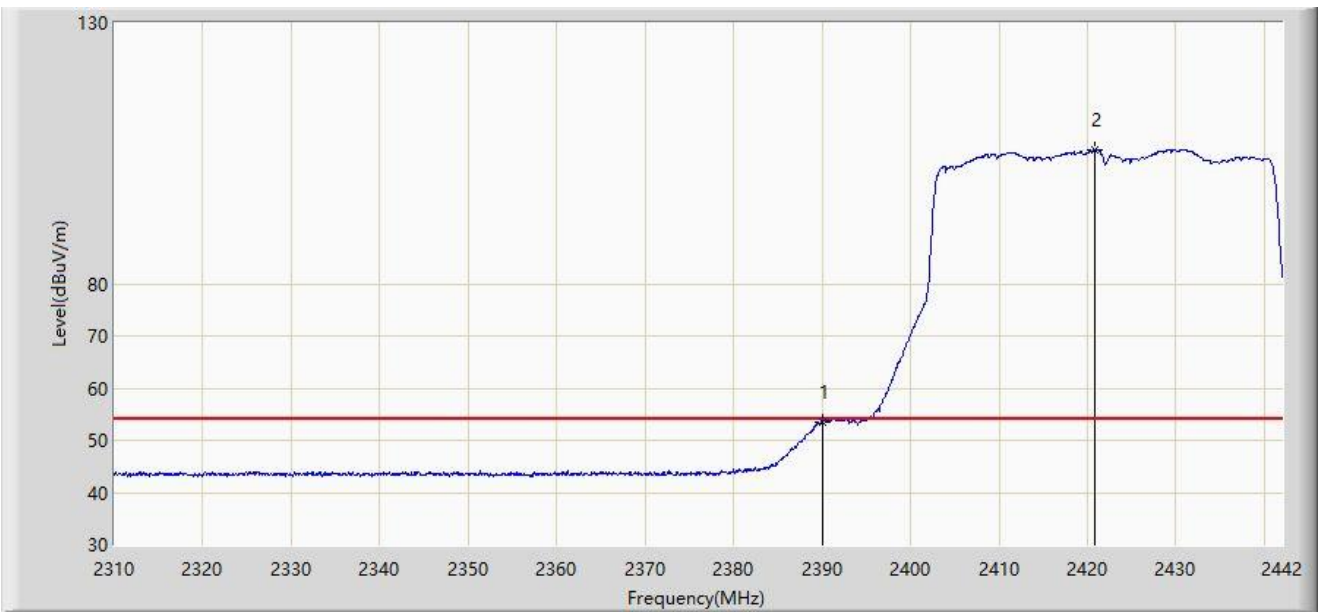
No	Mark	Frequency (MHz)	Measure Level (dB $\mu$ V/m)	Reading Level (dB $\mu$ V)	Margin (dB)	Limit (dB $\mu$ V/m)	Factor (dB/m)	Type
1	*	2390.000	68.684	37.430	-5.316	74.000	31.254	PK
2		2416.788	118.156	86.906	N/A	N/A	31.249	PK

Note 1: " \* ", means this data is the worst emission level.

Note 2: Measure Level (dB $\mu$ V/m) = Reading Level (dB $\mu$ V) + Factor (dB/m).

Note 3: Factor (dB/m) = Cable Loss (dB) + Antenna Factor (dB/m).

Site: WZ-AC1	Time: 2023/12/26 - 21:30
Limit: FCC_2.4G_RE(3m)	Engineer: Ajin Fan
Probe: BBHA9120D_1167_1-18GHz	Polarity: Vertical
EUT: ACCESS POINT	Power: By PoE
Test Mode: Transmit by 802.11ax-HE40 at 2422MHz	



No	Mark	Frequency (MHz)	Measure Level (dB $\mu$ V/m)	Reading Level (dB $\mu$ V)	Margin (dB)	Limit (dB $\mu$ V/m)	Factor (dB/m)	Type
1	*	2390.000	53.523	22.269	-0.477	54.000	31.254	AV
2		2420.748	105.684	74.439	N/A	N/A	31.246	AV

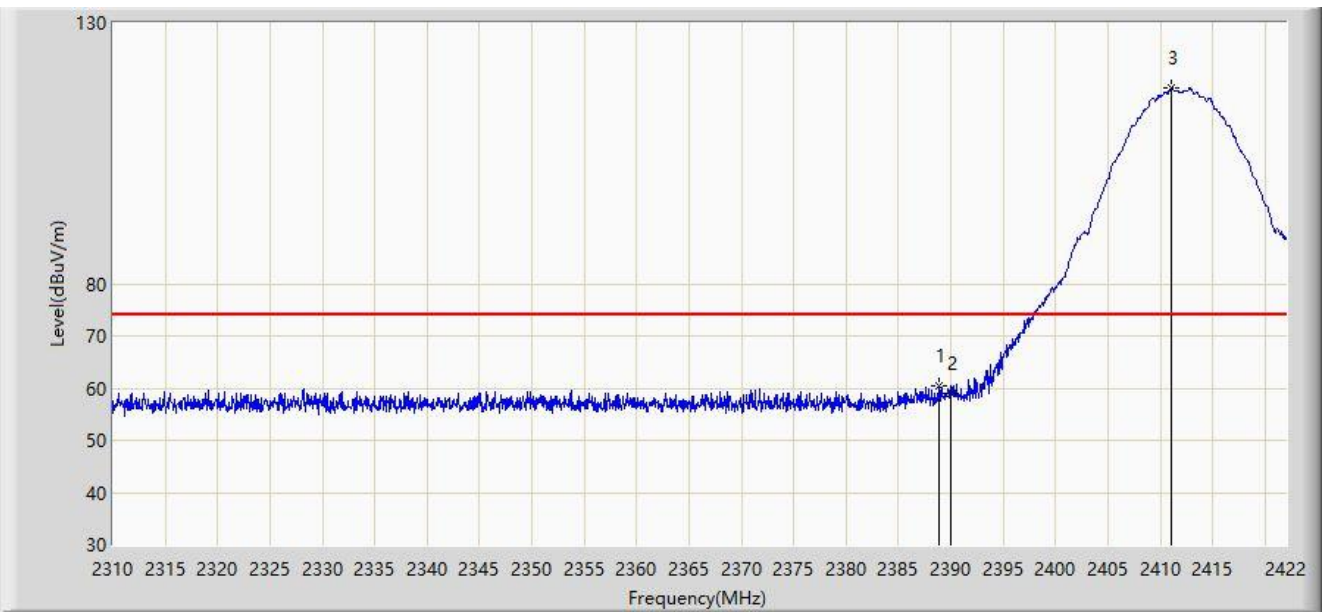
Note 1: " \* ", means this data is the worst emission level.

Note 2: Measure Level (dB $\mu$ V/m) = Reading Level (dB $\mu$ V) + Factor (dB/m).

Note 3: Factor (dB/m) = Cable Loss (dB) + Antenna Factor (dB/m).

**Antenna Model: ANT-2x2-2005**

Site: WZ-AC1	Time: 2023/12/27 - 00:10
Limit: FCC_2.4G_RE(3m)	Engineer: Ajin Fan
Probe: BBHA9120D_1167_1-18GHz	Polarity: Horizontal
EUT: ACCESS POINT	Power: By PoE
Test Mode: Transmit by 802.11b at 2412MHz	



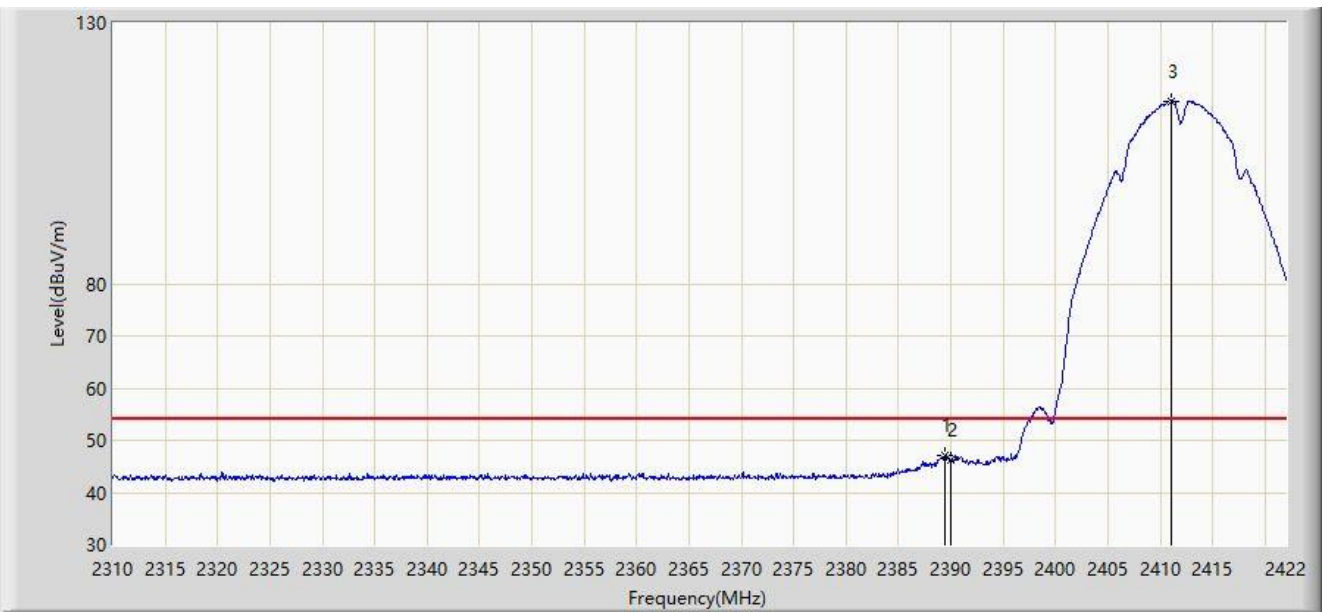
No	Mark	Frequency (MHz)	Measure Level (dBμV/m)	Reading Level (dBμV)	Margin (dB)	Limit (dBμV/m)	Factor (dB/m)	Type
1	*	2388.848	60.336	29.081	-13.664	74.000	31.254	PK
2		2390.000	59.106	27.852	-14.894	74.000	31.254	PK
3		2411.024	117.424	86.171	N/A	N/A	31.253	PK

Note 1: " \* ", means this data is the worst emission level.

Note 2: Measure Level (dBμV/m) = Reading Level (dBμV) + Factor (dB/m).

Note 3: Factor (dB/m) = Cable Loss (dB) + Antenna Factor (dB/m).

Site: WZ-AC1	Time: 2023/12/27 - 00:15
Limit: FCC_2.4G_RE(3m)	Engineer: Ajin Fan
Probe: BBHA9120D_1167_1-18GHz	Polarity: Horizontal
EUT: ACCESS POINT	Power: By PoE
Test Mode: Transmit by 802.11b at 2412MHz	



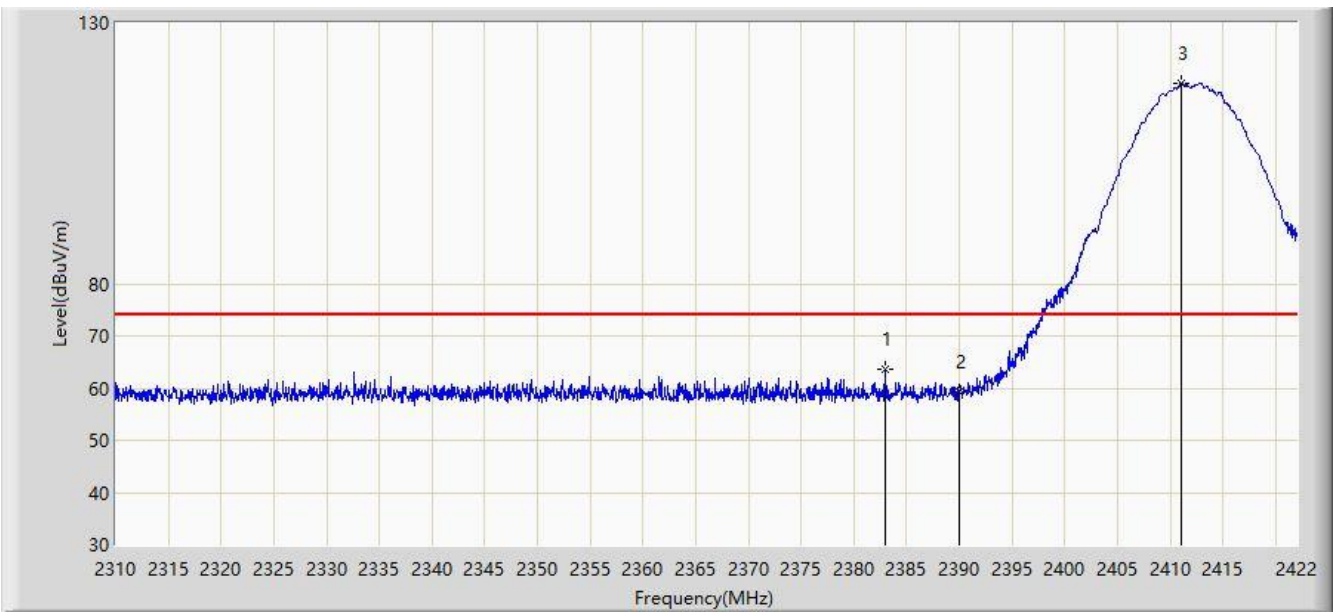
No	Mark	Frequency (MHz)	Measure Level (dBμV/m)	Reading Level (dBμV)	Margin (dB)	Limit (dBμV/m)	Factor (dB/m)	Type
1	*	2389.408	47.237	15.983	-6.763	54.000	31.255	AV
2		2390.000	46.264	15.010	-7.736	54.000	31.254	AV
3		2411.024	114.950	83.697	N/A	N/A	31.253	AV

Note 1: " \* ", means this data is the worst emission level.

Note 2: Measure Level (dBμV/m) = Reading Level (dBμV) + Factor (dB/m).

Note 3: Factor (dB/m) = Cable Loss (dB) + Antenna Factor (dB/m).

Site: WZ-AC1	Time: 2023/12/27 - 00:16
Limit: FCC_2.4G_RE(3m)	Engineer: Ajin Fan
Probe: BBHA9120D_1167_1-18GHz	Polarity: Vertical
EUT: ACCESS POINT	Power: By PoE
Test Mode: Transmit by 802.11b at 2412MHz	



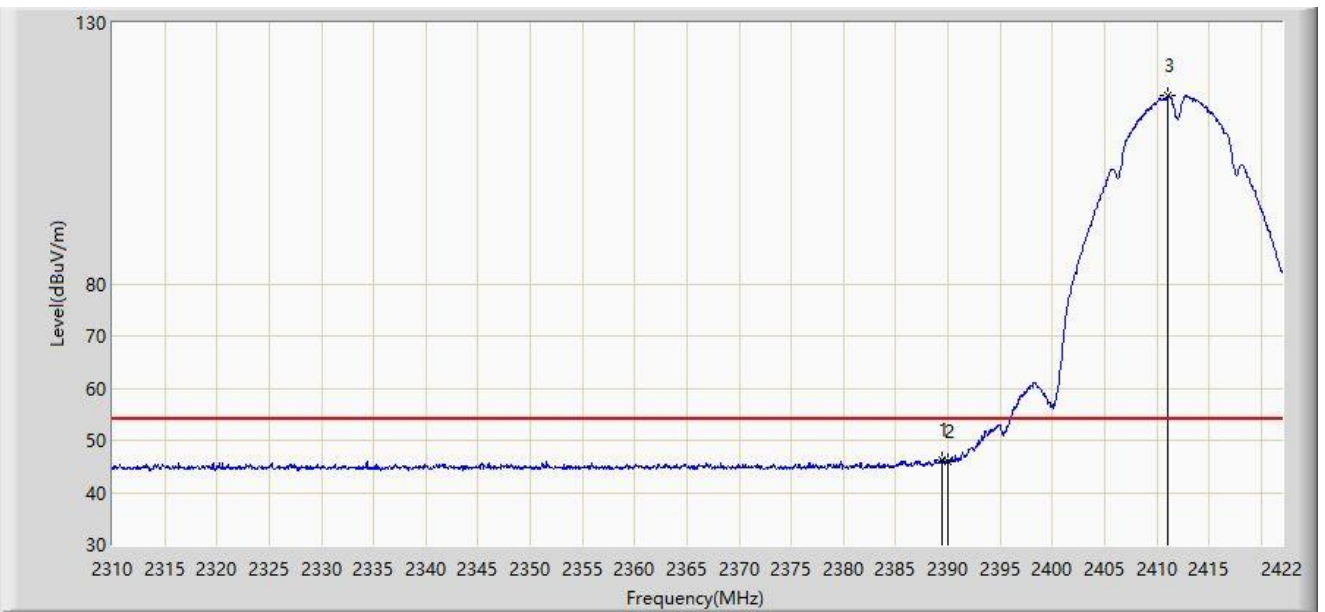
No	Mark	Frequency (MHz)	Measure Level (dB $\mu$ V/m)	Reading Level (dB $\mu$ V)	Margin (dB)	Limit (dB $\mu$ V/m)	Factor (dB/m)	Type
1	*	2382.968	63.742	32.479	-10.258	74.000	31.263	PK
2		2390.000	59.361	28.107	-14.639	74.000	31.254	PK
3		2411.024	118.397	87.144	N/A	N/A	31.253	PK

Note 1: " \* ", means this data is the worst emission level.

Note 2: Measure Level (dB $\mu$ V/m) = Reading Level (dB $\mu$ V) + Factor (dB/m).

Note 3: Factor (dB/m) = Cable Loss (dB) + Antenna Factor (dB/m).

Site: WZ-AC1	Time: 2023/12/27 - 00:18
Limit: FCC_2.4G_RE(3m)	Engineer: Ajin Fan
Probe: BBHA9120D_1167_1-18GHz	Polarity: Vertical
EUT: ACCESS POINT	Power: By PoE
Test Mode: Transmit by 802.11b at 2412MHz	



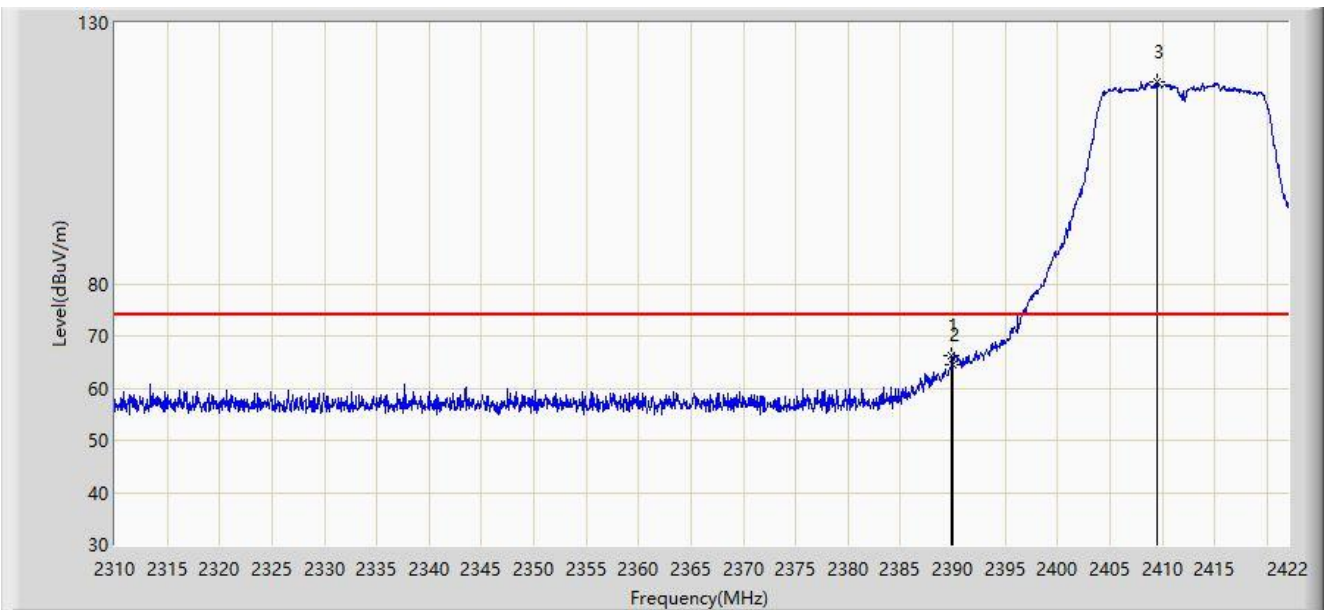
No	Mark	Frequency (MHz)	Measure Level (dBμV/m)	Reading Level (dBμV)	Margin (dB)	Limit (dBμV/m)	Factor (dB/m)	Type
1	*	2389.408	46.350	15.096	-7.650	54.000	31.255	AV
2		2390.000	45.997	14.743	-8.003	54.000	31.254	AV
3		2411.024	116.024	84.771	N/A	N/A	31.253	AV

Note 1: " \* ", means this data is the worst emission level.

Note 2: Measure Level (dBμV/m) = Reading Level (dBμV) + Factor (dB/m).

Note 3: Factor (dB/m) = Cable Loss (dB) + Antenna Factor (dB/m).

Site: WZ-AC1	Time: 2023/12/27 - 00:21
Limit: FCC_2.4G_RE(3m)	Engineer: Ajin Fan
Probe: BBHA9120D_1167_1-18GHz	Polarity: Horizontal
EUT: ACCESS POINT	Power: By PoE
Test Mode: Transmit by 802.11g at 2412MHz	



No	Mark	Frequency (MHz)	Measure Level (dB $\mu$ V/m)	Reading Level (dB $\mu$ V)	Margin (dB)	Limit (dB $\mu$ V/m)	Factor (dB/m)	Type
1	*	2389.912	66.096	34.842	-7.904	74.000	31.254	PK
2		2390.000	64.547	33.293	-9.453	74.000	31.254	PK
3		2409.456	118.724	87.470	N/A	N/A	31.254	PK

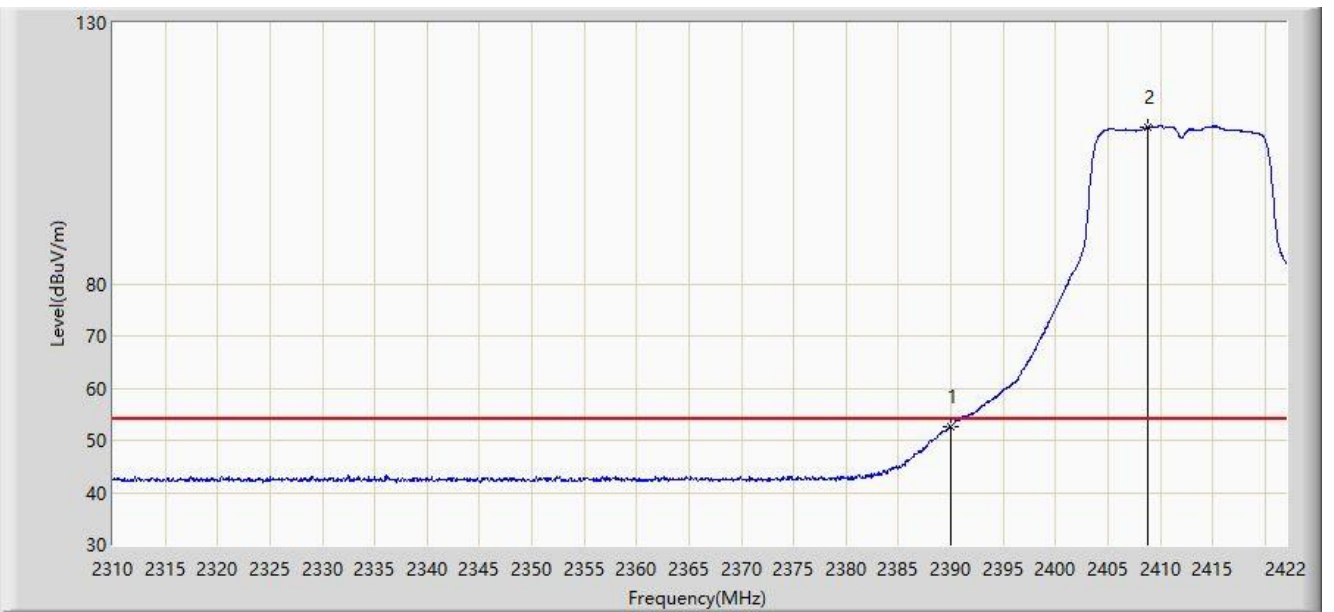
Note 1: " \* ", means this data is the worst emission level.

Note 2: Measure Level (dB $\mu$ V/m) = Reading Level (dB $\mu$ V) + Factor (dB/m).

Note 3: Factor (dB/m) = Cable Loss (dB) + Antenna Factor (dB/m).



Site: WZ-AC1	Time: 2023/12/27 - 00:27
Limit: FCC_2.4G_RE(3m)	Engineer: Ajin Fan
Probe: BBHA9120D_1167_1-18GHz	Polarity: Horizontal
EUT: ACCESS POINT	Power: By PoE
Test Mode: Transmit by 802.11g at 2412MHz	



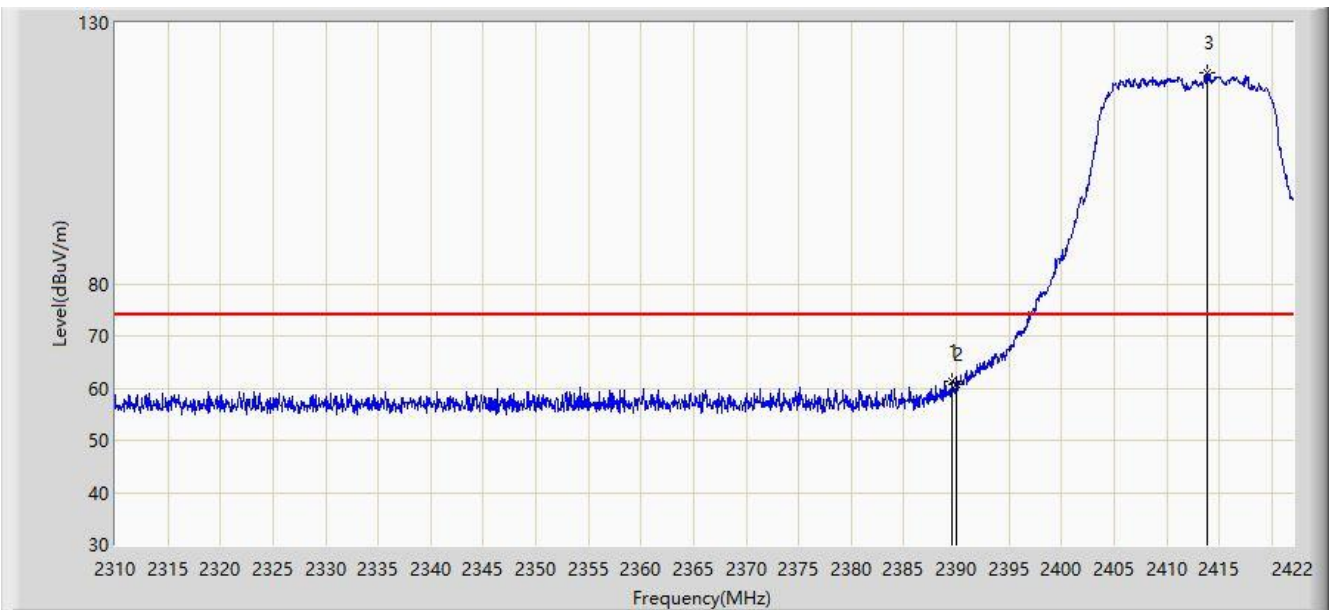
No	Mark	Frequency (MHz)	Measure Level (dBμV/m)	Reading Level (dBμV)	Margin (dB)	Limit (dBμV/m)	Factor (dB/m)	Type
1	*	2390.000	52.628	21.374	-1.372	54.000	31.254	AV
2		2408.784	110.007	78.752	N/A	N/A	31.255	AV

Note 1: " \* ", means this data is the worst emission level.

Note 2: Measure Level (dBμV/m) = Reading Level (dBμV) + Factor (dB/m).

Note 3: Factor (dB/m) = Cable Loss (dB) + Antenna Factor (dB/m).

Site: WZ-AC1	Time: 2023/12/27 - 00:29
Limit: FCC_2.4G_RE(3m)	Engineer: Ajin Fan
Probe: BBHA9120D_1167_1-18GHz	Polarity: Vertical
EUT: ACCESS POINT	Power: By PoE
Test Mode: Transmit by 802.11g at 2412MHz	



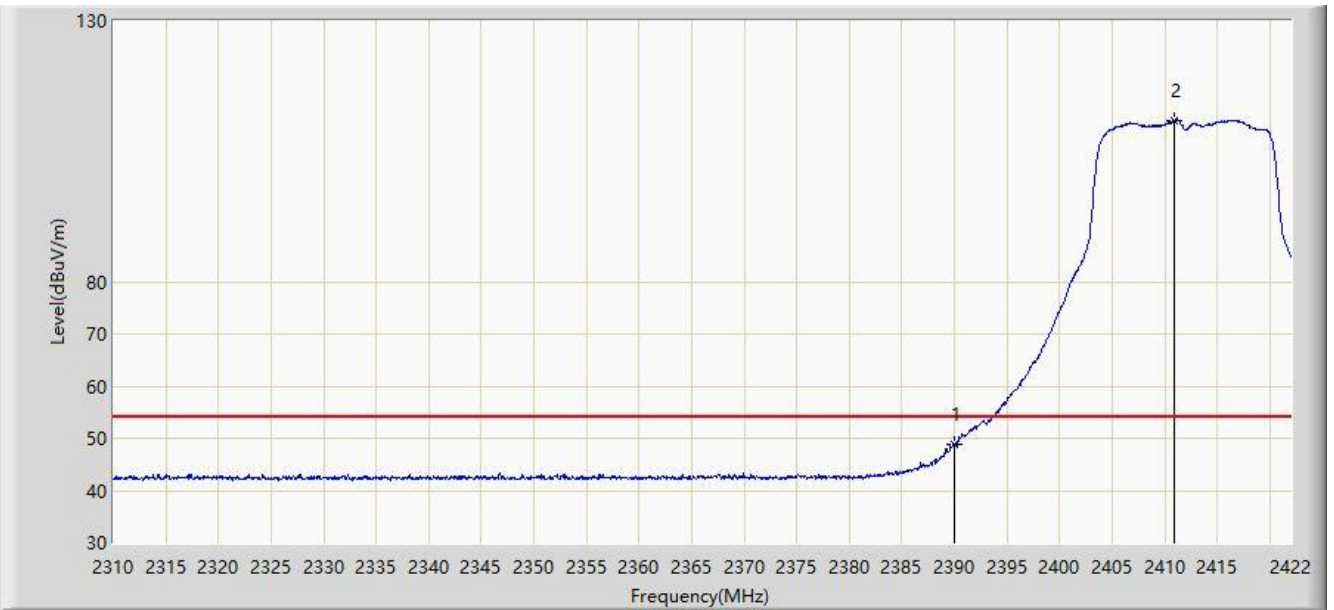
No	Mark	Frequency (MHz)	Measure Level (dBμV/m)	Reading Level (dBμV)	Margin (dB)	Limit (dBμV/m)	Factor (dB/m)	Type
1	*	2389.576	61.429	30.175	-12.571	74.000	31.254	PK
2		2390.000	60.709	29.455	-13.291	74.000	31.254	PK
3		2413.880	120.345	89.093	N/A	N/A	31.252	PK

Note 1: " \* ", means this data is the worst emission level.

Note 2: Measure Level (dBμV/m) = Reading Level (dBμV) + Factor (dB/m).

Note 3: Factor (dB/m) = Cable Loss (dB) + Antenna Factor (dB/m).

Site: WZ-AC1	Time: 2023/12/27 - 00:30
Limit: FCC_2.4G_RE(3m)	Engineer: Ajin Fan
Probe: BBHA9120D_1167_1-18GHz	Polarity: Vertical
EUT: ACCESS POINT	Power: By PoE
Test Mode: Transmit by 802.11g at 2412MHz	



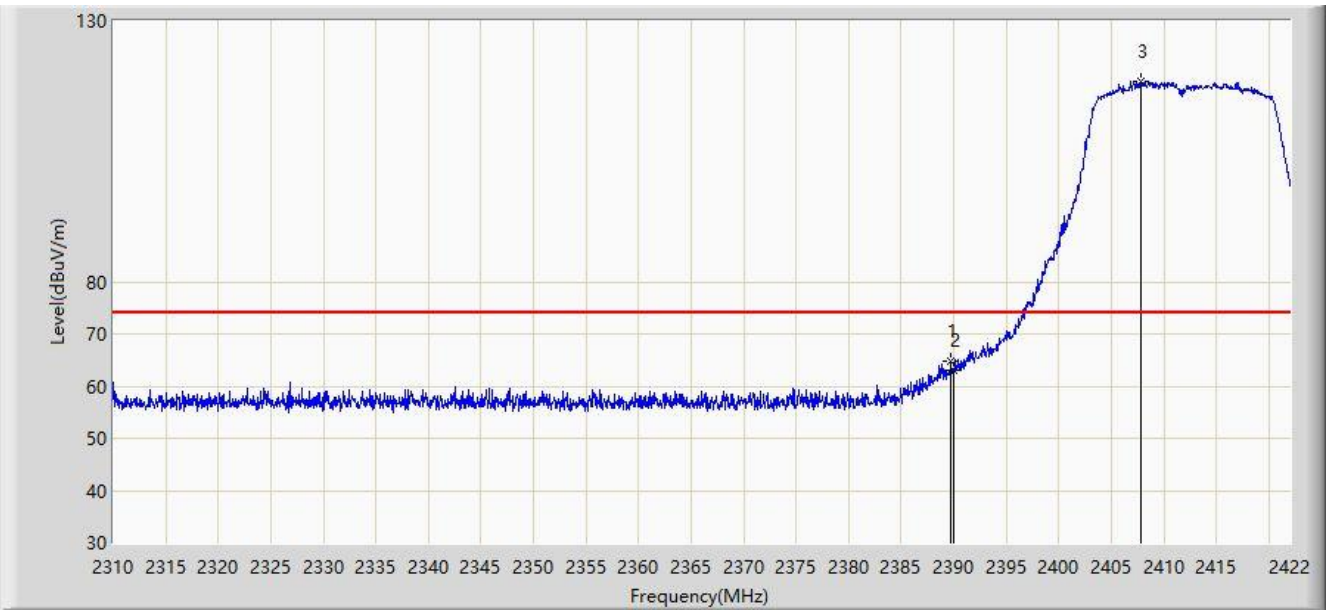
No	Mark	Frequency (MHz)	Measure Level (dB $\mu$ V/m)	Reading Level (dB $\mu$ V)	Margin (dB)	Limit (dB $\mu$ V/m)	Factor (dB/m)	Type
1	*	2390.000	48.810	17.556	-5.190	54.000	31.254	AV
2		2410.968	110.958	79.705	N/A	N/A	31.253	AV

Note 1: " \* ", means this data is the worst emission level.

Note 2: Measure Level (dB $\mu$ V/m) = Reading Level (dB $\mu$ V) + Factor (dB/m).

Note 3: Factor (dB/m) = Cable Loss (dB) + Antenna Factor (dB/m).

Site: WZ-AC1	Time: 2023/12/27 - 00:33
Limit: FCC_2.4G_RE(3m)	Engineer: Ajin Fan
Probe: BBHA9120D_1167_1-18GHz	Polarity: Horizontal
EUT: ACCESS POINT	Power: By PoE
Test Mode: Transmit by 802.11n-HT20 at 2412MHz	



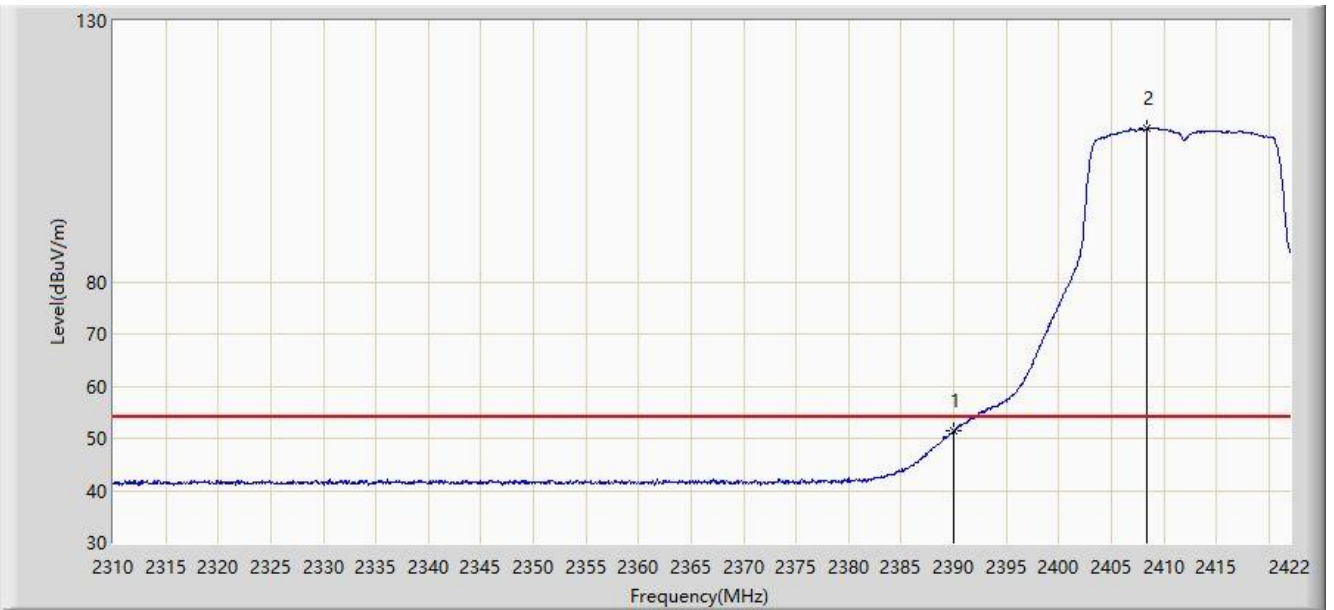
No	Mark	Frequency (MHz)	Measure Level (dBμV/m)	Reading Level (dBμV)	Margin (dB)	Limit (dBμV/m)	Factor (dB/m)	Type
1	*	2389.744	64.829	33.575	-9.171	74.000	31.254	PK
2		2390.000	63.053	31.799	-10.947	74.000	31.254	PK
3		2407.776	118.441	87.186	N/A	N/A	31.255	PK

Note 1: " \* ", means this data is the worst emission level.

Note 2: Measure Level (dBμV/m) = Reading Level (dBμV) + Factor (dB/m).

Note 3: Factor (dB/m) = Cable Loss (dB) + Antenna Factor (dB/m).

Site: WZ-AC1	Time: 2023/12/27 - 00:35
Limit: FCC_2.4G_RE(3m)	Engineer: Ajin Fan
Probe: BBHA9120D_1167_1-18GHz	Polarity: Horizontal
EUT: ACCESS POINT	Power: By PoE
Test Mode: Transmit by 802.11n-HT20 at 2412MHz	



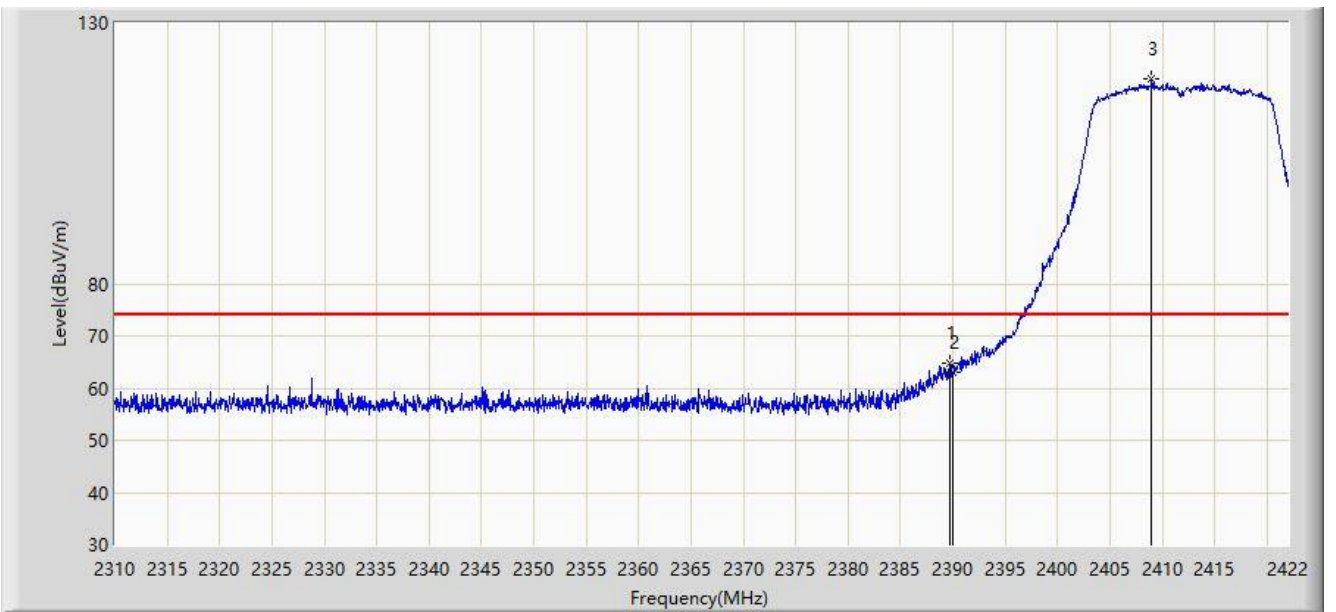
No	Mark	Frequency (MHz)	Measure Level (dB $\mu$ V/m)	Reading Level (dB $\mu$ V)	Margin (dB)	Limit (dB $\mu$ V/m)	Factor (dB/m)	Type
1	*	2390.000	51.461	20.207	-2.539	54.000	31.254	AV
2		2408.448	109.424	78.169	N/A	N/A	31.254	AV

Note 1: " \* ", means this data is the worst emission level.

Note 2: Measure Level (dB $\mu$ V/m) = Reading Level (dB $\mu$ V) + Factor (dB/m).

Note 3: Factor (dB/m) = Cable Loss (dB) + Antenna Factor (dB/m).

Site: WZ-AC1	Time: 2023/12/27 - 00:36
Limit: FCC_2.4G_RE(3m)	Engineer: Ajin Fan
Probe: BBHA9120D_1167_1-18GHz	Polarity: Vertical
EUT: ACCESS POINT	Power: By PoE
Test Mode: Transmit by 802.11n-HT20 at 2412MHz	



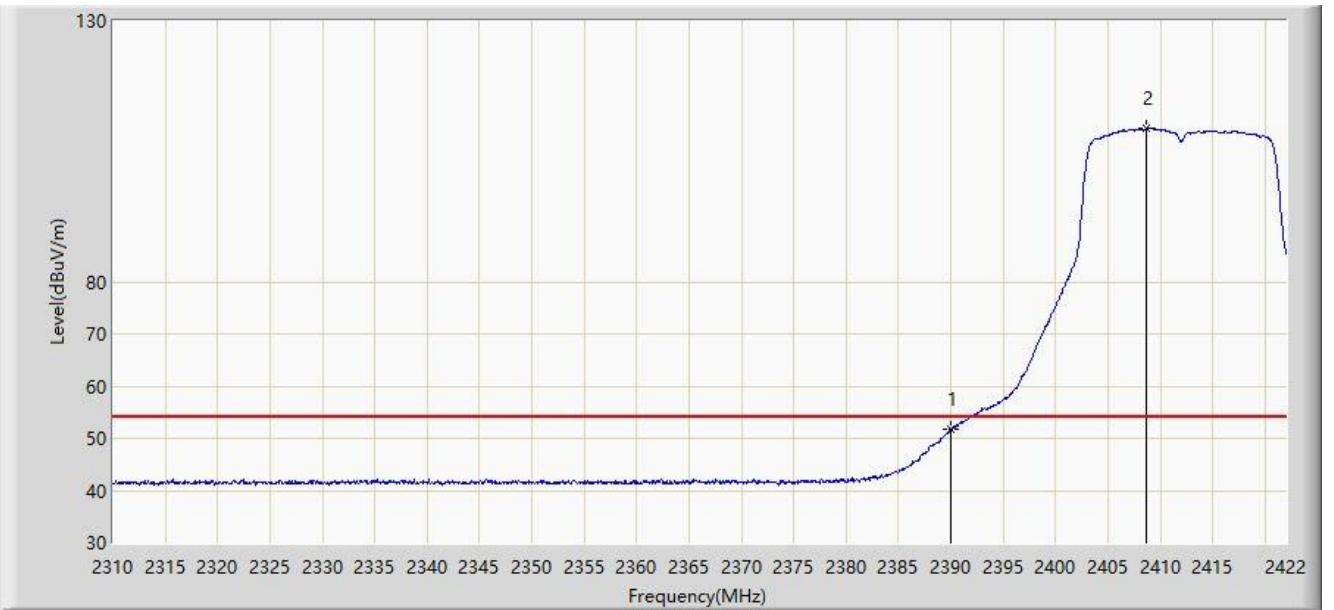
No	Mark	Frequency (MHz)	Measure Level (dB $\mu$ V/m)	Reading Level (dB $\mu$ V)	Margin (dB)	Limit (dB $\mu$ V/m)	Factor (dB/m)	Type
1	*	2389.688	64.713	33.459	-9.287	74.000	31.254	PK
2		2390.000	63.110	31.856	-10.890	74.000	31.254	PK
3		2408.952	119.225	87.970	N/A	N/A	31.255	PK

Note 1: " \* ", means this data is the worst emission level.

Note 2: Measure Level (dB $\mu$ V/m) = Reading Level (dB $\mu$ V) + Factor (dB/m).

Note 3: Factor (dB/m) = Cable Loss (dB) + Antenna Factor (dB/m).

Site: WZ-AC1	Time: 2023/12/27 - 00:37
Limit: FCC_2.4G_RE(3m)	Engineer: Ajin Fan
Probe: BBHA9120D_1167_1-18GHz	Polarity: Vertical
EUT: ACCESS POINT	Power: By PoE
Test Mode: Transmit by 802.11n-HT20 at 2412MHz	



No	Mark	Frequency (MHz)	Measure Level (dB $\mu$ V/m)	Reading Level (dB $\mu$ V)	Margin (dB)	Limit (dB $\mu$ V/m)	Factor (dB/m)	Type
1	*	2390.000	51.721	20.467	-2.279	54.000	31.254	AV
2		2408.616	109.366	78.111	N/A	N/A	31.254	AV

Note 1: " \* ", means this data is the worst emission level.

Note 2: Measure Level (dB $\mu$ V/m) = Reading Level (dB $\mu$ V) + Factor (dB/m).

Note 3: Factor (dB/m) = Cable Loss (dB) + Antenna Factor (dB/m).