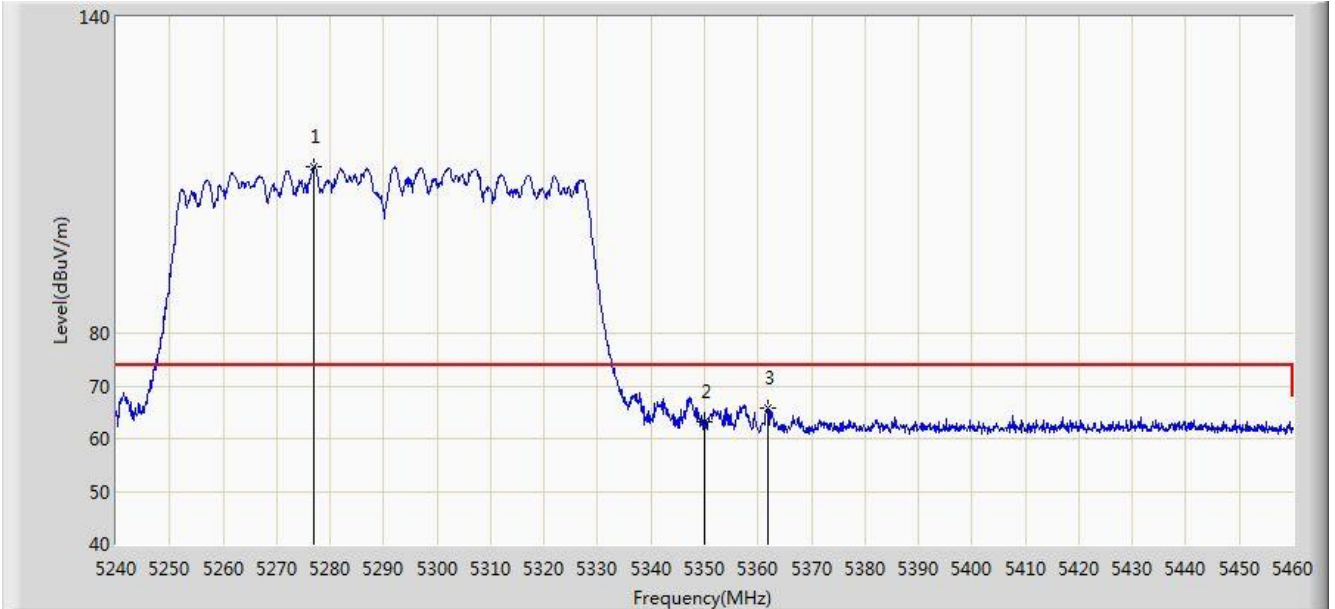




Site: AC1	Time: 2020/03/16 - 19:53
Limit: FCC_Part15.209_RE(3m)	Engineer: Kevin Ker
Probe: BBHA 9120D_1-18GHz	Polarity: Horizontal
EUT: ACCESS POINT	Power: By PoE
Test Mode: Transmit by 802.11ac-VHT80 at Channel 5290MHz	



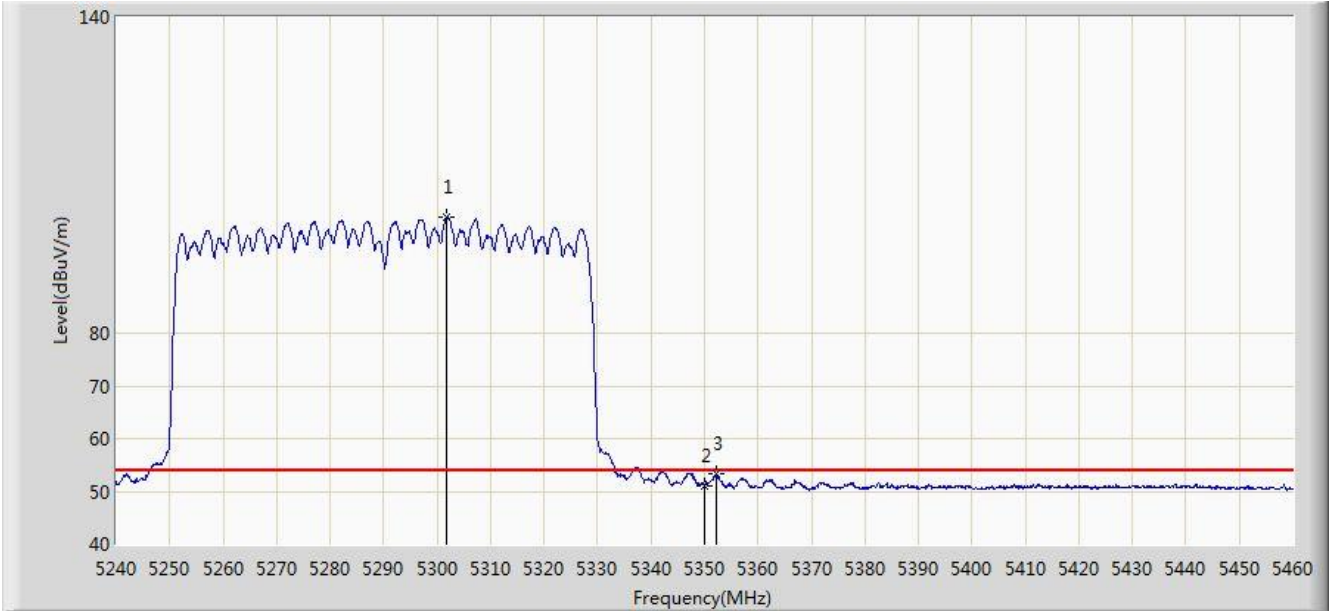
No	Flag	Mark	Frequency (MHz)	Measure Level (dBuV/m)	Reading Level (dBuV)	Margin (dB)	Limit (dBuV/m)	Factor	Type
1		*	5276.960	111.487	107.760	N/A	N/A	3.726	PK
2			5350.000	63.273	59.499	-10.727	74.000	3.774	PK
3			5361.880	65.718	61.937	-8.282	74.000	3.781	PK

Note: Measure Level (dBμV/m) = Reading Level (dBμV) + Factor (dB)

Factor (dB) = Cable Loss (dB) + Antenna Factor (dB/m)



Site: AC1	Time: 2020/03/16 - 19:52
Limit: FCC_Part15.209_RE(3m)	Engineer: Kevin Ker
Probe: BBHA 9120D_1-18GHz	Polarity: Horizontal
EUT: ACCESS POINT	Power: By PoE
Test Mode: Transmit by 802.11ac-VHT80 at Channel 5290MHz	

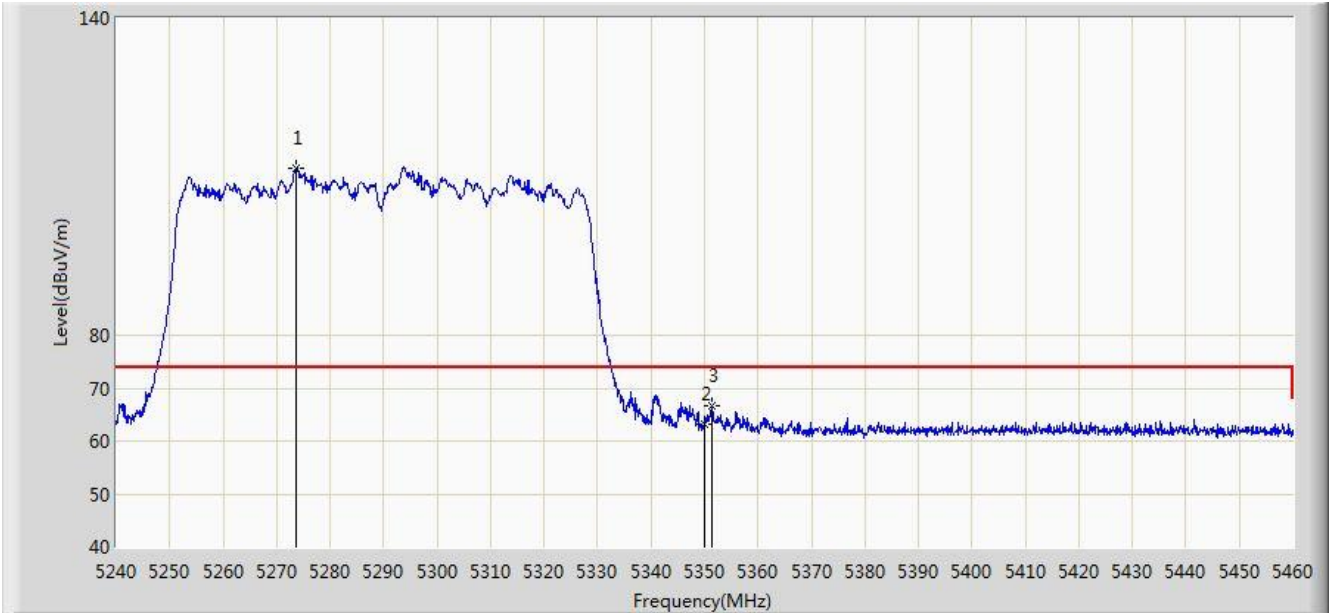


No	Flag	Mark	Frequency (MHz)	Measure Level (dBuV/m)	Reading Level (dBuV)	Margin (dB)	Limit (dBuV/m)	Factor	Type
1		*	5301.820	102.044	98.301	N/A	N/A	3.742	AV
2			5350.000	51.099	47.325	-2.901	54.000	3.774	AV
3			5352.200	53.233	49.458	-0.767	54.000	3.775	AV

Note: Measure Level (dBμV/m) = Reading Level (dBμV) + Factor (dB)

Factor (dB) = Cable Loss (dB) + Antenna Factor (dB/m)

Site: AC1	Time: 2020/03/16 - 19:54
Limit: FCC_Part15.209_RE(3m)	Engineer: Kevin Ker
Probe: BBHA 9120D_1-18GHz	Polarity: Vertical
EUT: ACCESS POINT	Power: By PoE
Test Mode: Transmit by 802.11ac-VHT80 at Channel 5290MHz	

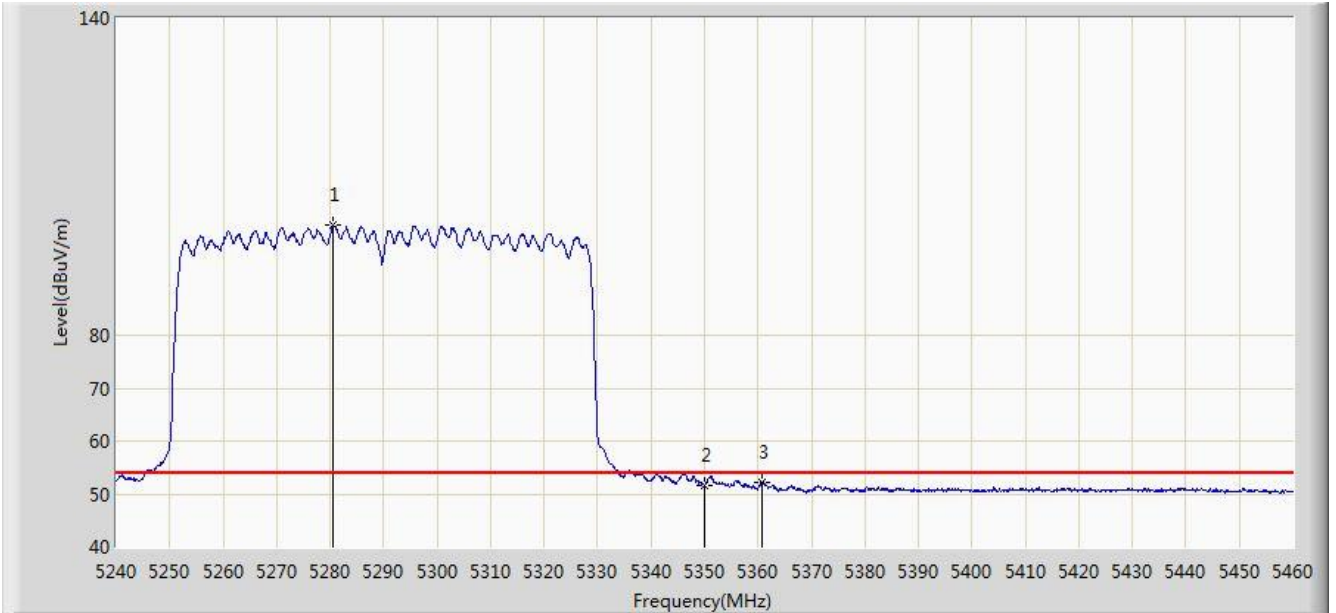


No	Flag	Mark	Frequency (MHz)	Measure Level (dBuV/m)	Reading Level (dBuV)	Margin (dB)	Limit (dBuV/m)	Factor	Type
1		*	5273.660	111.664	107.939	N/A	N/A	3.725	PK
2			5350.000	63.124	59.350	-10.876	74.000	3.774	PK
3			5351.430	66.614	62.839	-7.386	74.000	3.775	PK

Note: Measure Level (dBμV/m) = Reading Level (dBμV) + Factor (dB)

Factor (dB) = Cable Loss (dB) + Antenna Factor (dB/m)

Site: AC1	Time: 2020/03/16 - 19:55
Limit: FCC_Part15.209_RE(3m)	Engineer: Kevin Ker
Probe: BBHA 9120D_1-18GHz	Polarity: Vertical
EUT: ACCESS POINT	Power: By PoE
Test Mode: Transmit by 802.11ac-VHT80 at Channel 5290MHz	

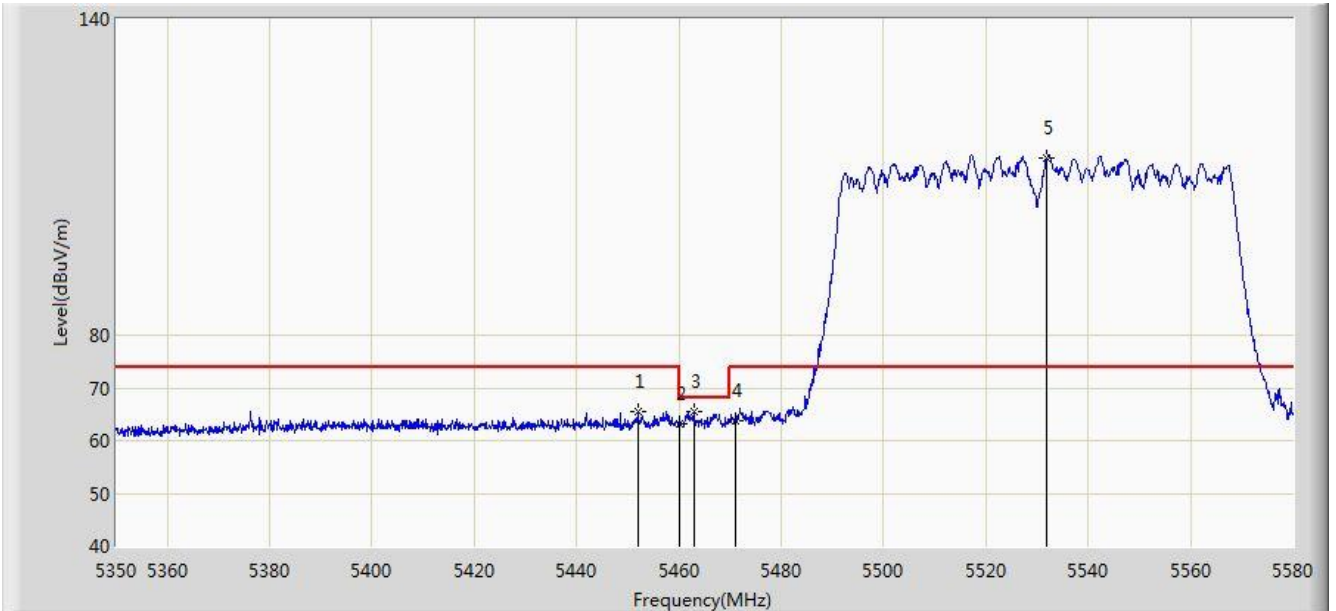


No	Flag	Mark	Frequency (MHz)	Measure Level (dBuV/m)	Reading Level (dBuV)	Margin (dB)	Limit (dBuV/m)	Factor	Type
1		*	5280.590	100.774	97.045	N/A	N/A	3.729	AV
2			5350.000	51.538	47.764	-2.462	54.000	3.774	AV
3			5360.670	52.278	48.497	-1.722	54.000	3.780	AV

Note: Measure Level (dBμV/m) = Reading Level (dBμV) + Factor (dB)

Factor (dB) = Cable Loss (dB) + Antenna Factor (dB/m)

Site: AC1	Time: 2020/03/16 - 20:04
Limit: FCC_Part15.209_RE(3m)	Engineer: Kevin Ker
Probe: BBHA 9120D_1-18GHz	Polarity: Horizontal
EUT: ACCESS POINT	Power: By PoE
Test Mode: Transmit by 802.11ac-VHT80 at Channel 5530MHz	

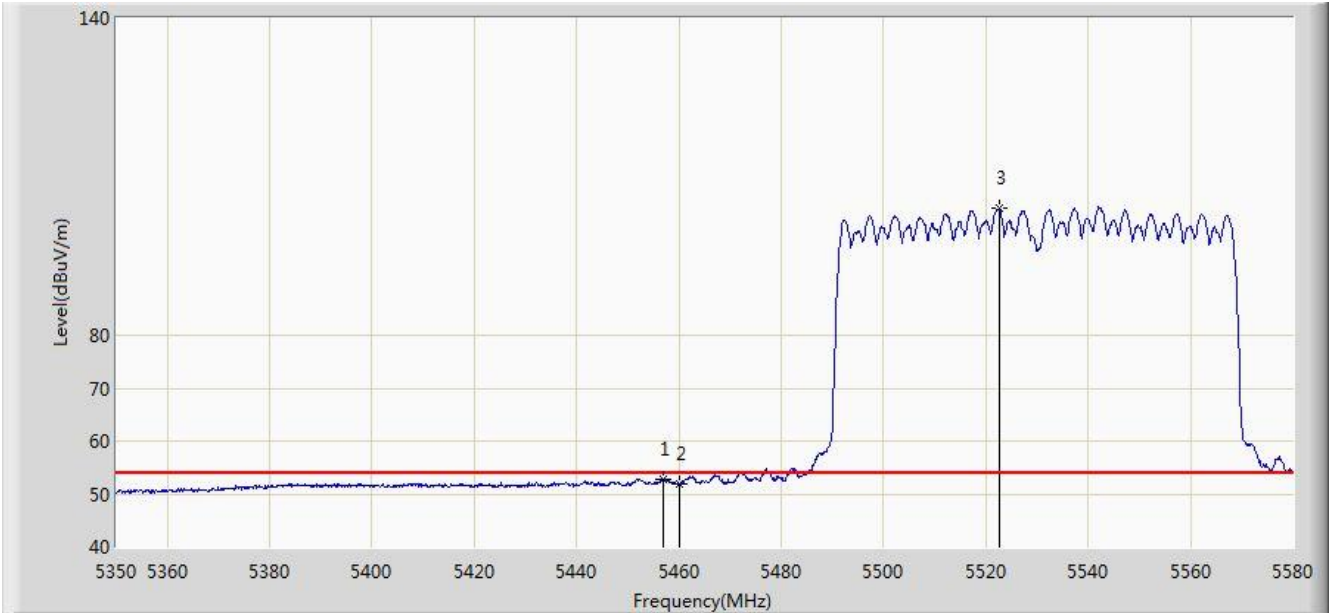


No	Flag	Mark	Frequency (MHz)	Measure Level (dBuV/m)	Reading Level (dBuV)	Margin (dB)	Limit (dBuV/m)	Factor	Type
1			5452.005	65.418	61.579	-8.582	74.000	3.839	PK
2			5460.000	63.090	59.246	-10.910	74.000	3.844	PK
3			5462.930	65.605	61.759	-2.595	68.200	3.846	PK
4			5471.000	63.832	59.981	-10.168	74.000	3.851	PK
5		*	5531.930	113.598	109.605	N/A	N/A	3.993	PK

Note: Measure Level (dBμV/m) = Reading Level (dBμV) + Factor (dB)

Factor (dB) = Cable Loss (dB) + Antenna Factor (dB/m)

Site: AC1	Time: 2020/03/16 - 20:03
Limit: FCC_Part15.209_RE(3m)	Engineer: Kevin Ker
Probe: BBHA 9120D_1-18GHz	Polarity: Horizontal
EUT: ACCESS POINT	Power: By PoE
Test Mode: Transmit by 802.11ac-VHT80 at Channel 5530MHz	



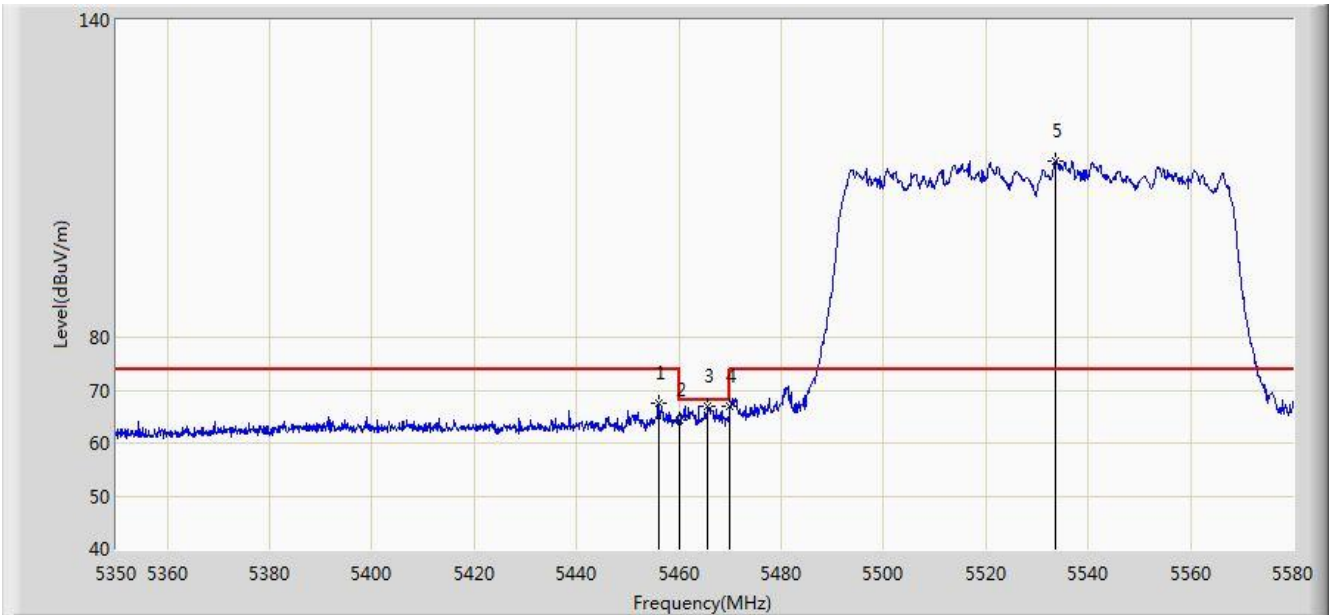
No	Flag	Mark	Frequency (MHz)	Measure Level (dBuV/m)	Reading Level (dBuV)	Margin (dB)	Limit (dBuV/m)	Factor	Type
1			5456.950	52.893	49.051	-1.107	54.000	3.842	AV
2			5460.000	51.946	48.102	-2.054	54.000	3.844	AV
3		*	5522.615	103.921	99.964	N/A	N/A	3.957	AV

Note: Measure Level (dBμV/m) = Reading Level (dBμV) + Factor (dB)

Factor (dB) = Cable Loss (dB) + Antenna Factor (dB/m)



Site: AC1	Time: 2020/03/16 - 20:05
Limit: FCC_Part15.209_RE(3m)	Engineer: Kevin Ker
Probe: BBHA 9120D_1-18GHz	Polarity: Vertical
EUT: ACCESS POINT	Power: By PoE
Test Mode: Transmit by 802.11ac-VHT80 at Channel 5530MHz	



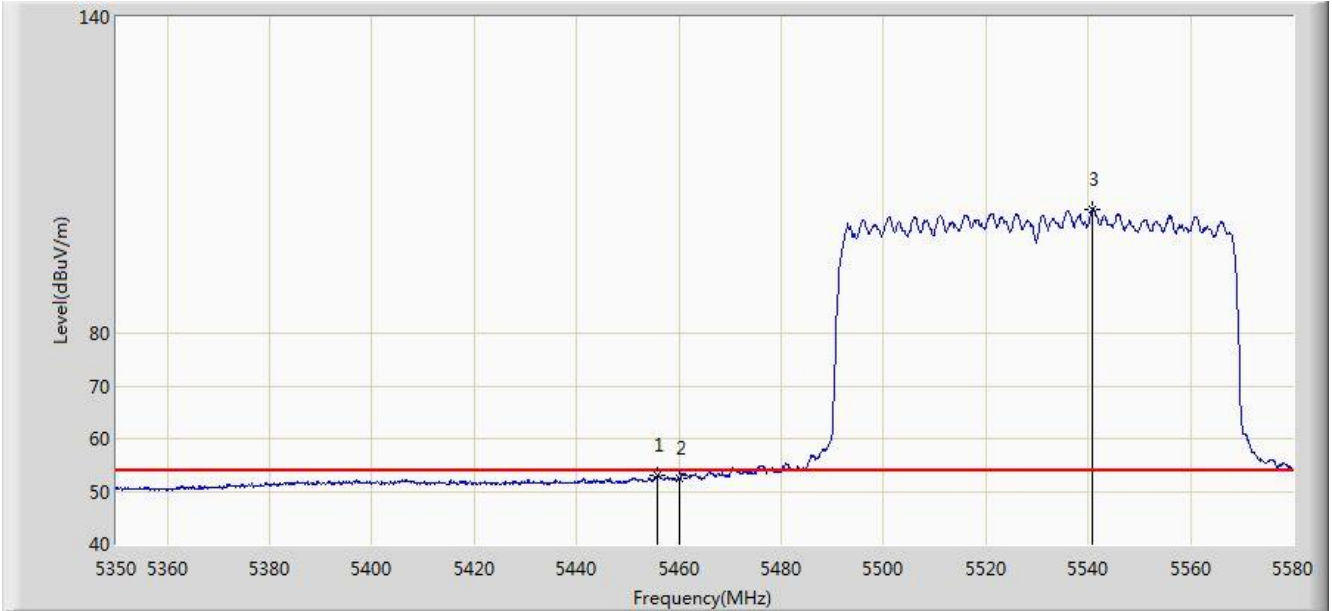
No	Flag	Mark	Frequency (MHz)	Measure Level (dBuV/m)	Reading Level (dBuV)	Margin (dB)	Limit (dBuV/m)	Factor	Type
1			5456.030	67.413	63.572	-6.587	74.000	3.841	PK
2			5460.000	64.391	60.547	-9.609	74.000	3.844	PK
3			5465.690	66.886	63.038	-1.314	68.200	3.848	PK
4			5470.000	66.969	63.118	-1.231	68.200	3.850	PK
5		*	5533.655	113.214	109.215	N/A	N/A	3.999	PK

Note: Measure Level (dBμV/m) = Reading Level (dBμV) + Factor (dB)

Factor (dB) = Cable Loss (dB) + Antenna Factor (dB/m)



Site: AC1	Time: 2020/03/16 - 20:07
Limit: FCC_Part15.209_RE(3m)	Engineer: Kevin Ker
Probe: BBHA 9120D_1-18GHz	Polarity: Vertical
EUT: ACCESS POINT	Power: By PoE
Test Mode: Transmit by 802.11ac-VHT80 at Channel 5530MHz	



No	Flag	Mark	Frequency (MHz)	Measure Level (dBuV/m)	Reading Level (dBuV)	Margin (dB)	Limit (dBuV/m)	Factor	Type
1			5455.800	52.952	49.111	-1.048	54.000	3.841	AV
2			5460.000	52.365	48.521	-1.635	54.000	3.844	AV
3		*	5540.785	103.565	99.538	N/A	N/A	4.026	AV

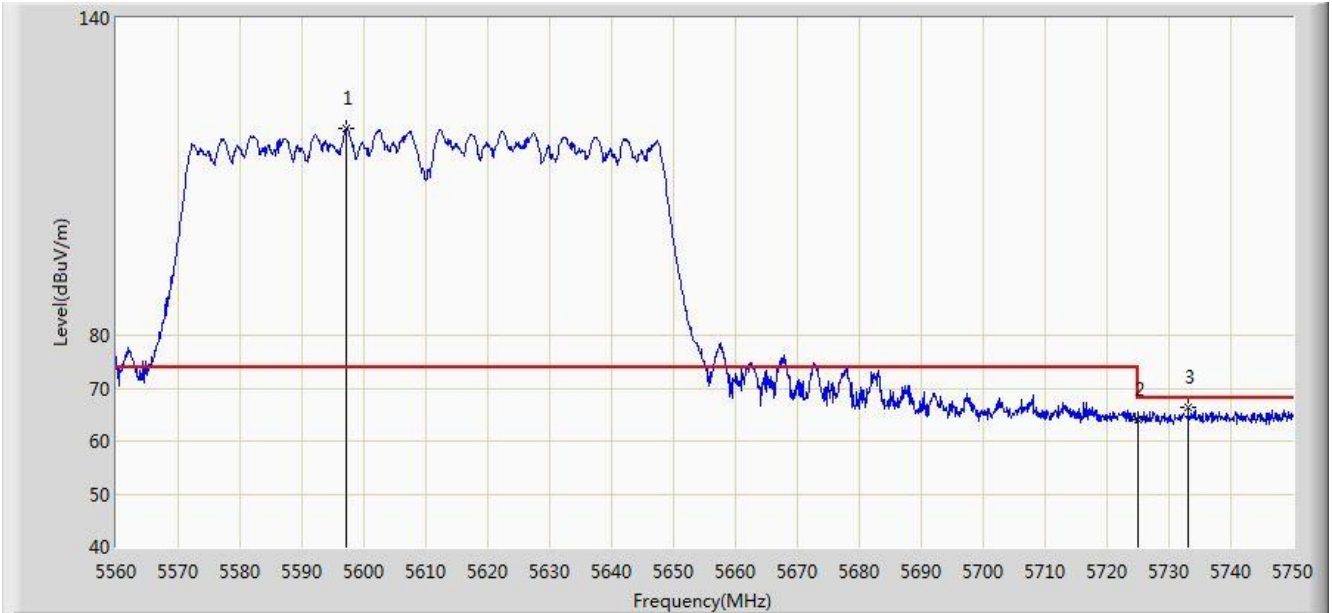
Note: Measure Level (dBμV/m) = Reading Level (dBμV) + Factor (dB)

Factor (dB) = Cable Loss (dB) + Antenna Factor (dB/m)





Site: AC1	Time: 2020/03/16 - 20:08
Limit: FCC_Part15.209_RE(3m)	Engineer: Kevin Ker
Probe: BBHA 9120D_1-18GHz	Polarity: Horizontal
EUT: ACCESS POINT	Power: By PoE
Test Mode: Transmit by 802.11ac-VHT80 at Channel 5610MHz	



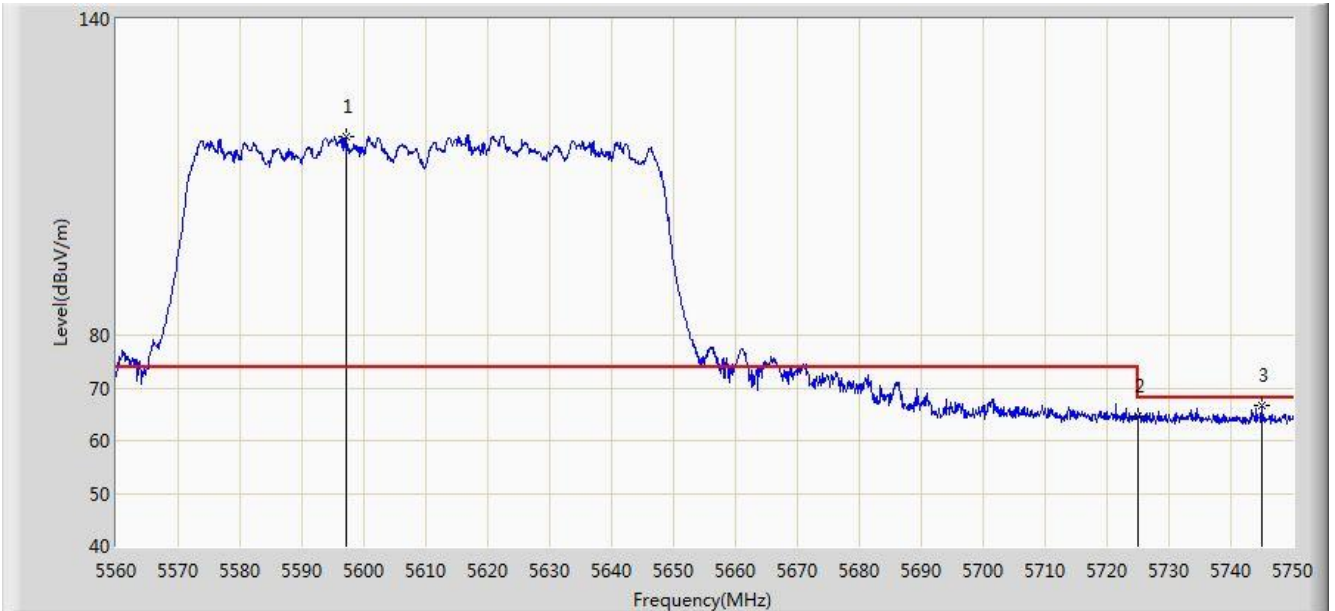
No	Flag	Mark	Frequency (MHz)	Measure Level (dBuV/m)	Reading Level (dBuV)	Margin (dB)	Limit (dBuV/m)	Factor	Type
1		*	5597.145	119.099	114.856	N/A	N/A	4.242	PK
2			5725.000	64.073	59.339	-4.127	68.200	4.734	PK
3			5733.090	66.398	61.633	-1.802	68.200	4.766	PK

Note: Measure Level (dBμV/m) = Reading Level (dBμV) + Factor (dB)

Factor (dB) = Cable Loss (dB) + Antenna Factor (dB/m)



Site: AC1	Time: 2020/03/16 - 20:14
Limit: FCC_Part15.209_RE(3m)	Engineer: Kevin Ker
Probe: BBHA 9120D_1-18GHz	Polarity: Vertical
EUT: ACCESS POINT	Power: By PoE
Test Mode: Transmit by 802.11ac-VHT80 at Channel 5610MHz	



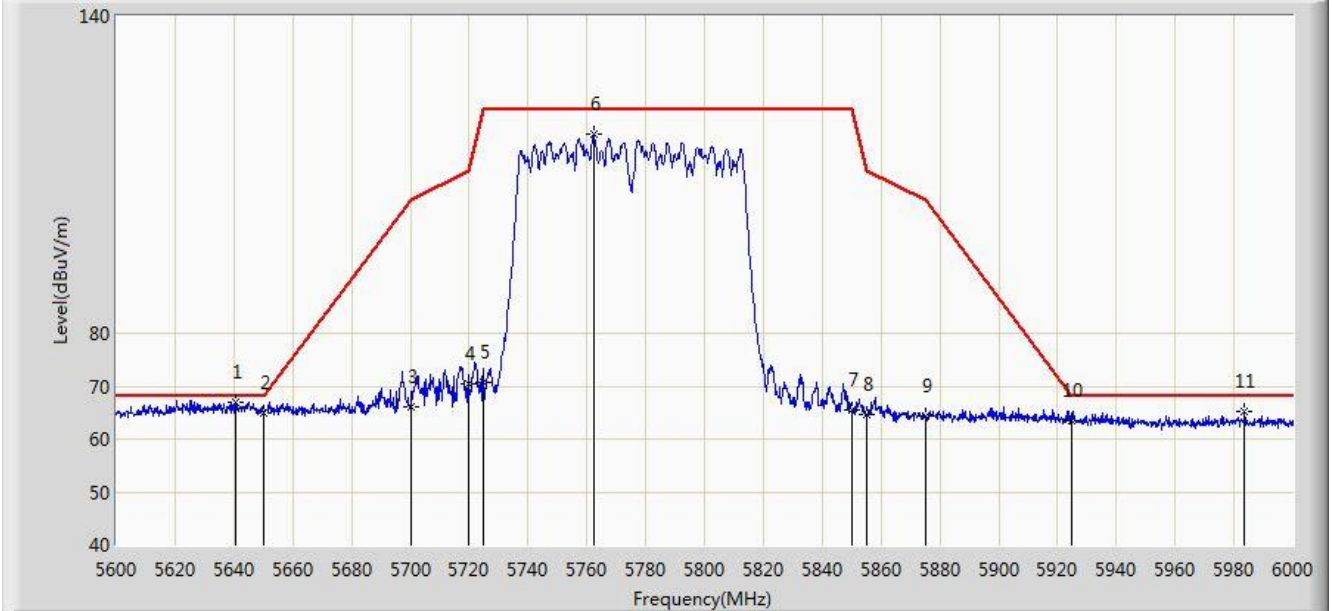
No	Flag	Mark	Frequency (MHz)	Measure Level (dBuV/m)	Reading Level (dBuV)	Margin (dB)	Limit (dBuV/m)	Factor	Type
1		*	5597.050	117.824	113.582	N/A	N/A	4.242	PK
2			5725.000	64.541	59.807	-3.659	68.200	4.734	PK
3			5744.965	66.570	61.760	-1.630	68.200	4.810	PK

Note: Measure Level (dBμV/m) = Reading Level (dBμV) + Factor (dB)

Factor (dB) = Cable Loss (dB) + Antenna Factor (dB/m)



Site: AC1	Time: 2020/03/16 - 20:17
Limit: FCC_Part15.407_RE(3m)	Engineer: Kevin Ker
Probe: BBHA 9120D_1-18GHz	Polarity: Horizontal
EUT: ACCESS POINT	Power: By PoE
Test Mode: Transmit by 802.11ac-VHT80 at Channel 5775MHz	



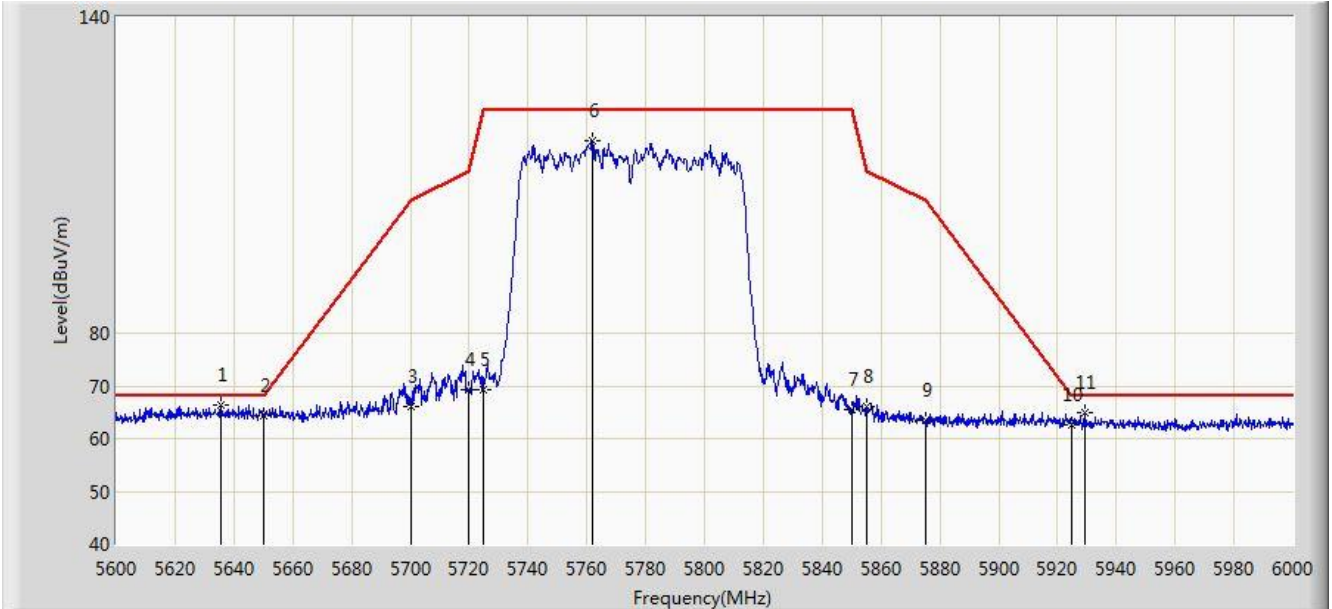
No	Flag	Mark	Frequency (MHz)	Measure Level (dBuV/m)	Reading Level (dBuV)	Margin (dB)	Limit (dBuV/m)	Factor	Type
1		*	5640.400	66.998	62.588	-1.202	68.200	4.409	PK
2			5650.000	64.864	60.418	-3.336	68.200	4.446	PK
3			5700.000	66.008	61.370	-39.192	105.200	4.638	PK
4			5720.000	70.527	65.812	-40.273	110.800	4.715	PK
5			5725.000	70.856	66.122	-51.344	122.200	4.734	PK
6			5762.200	117.539	112.662	N/A	N/A	4.877	PK
7			5850.000	65.489	60.275	-56.711	122.200	5.214	PK
8			5855.000	64.494	59.261	-46.306	110.800	5.233	PK
9			5875.000	64.339	59.029	-40.861	105.200	5.310	PK
10			5925.000	63.360	57.858	-4.840	68.200	5.502	PK
11			5983.600	65.214	59.487	-2.986	68.200	5.727	PK

Note: Measure Level (dBμV/m) = Reading Level (dBμV) + Factor (dB)

Factor (dB) = Cable Loss (dB) + Antenna Factor (dB/m)



Site: AC1	Time: 2020/03/16 - 20:19
Limit: FCC_Part15.407_RE(3m)	Engineer: Kevin Ker
Probe: BBHA 9120D_1-18GHz	Polarity: Vertical
EUT: ACCESS POINT	Power: By PoE
Test Mode: Transmit by 802.11ac-VHT80 at Channel 5775MHz	



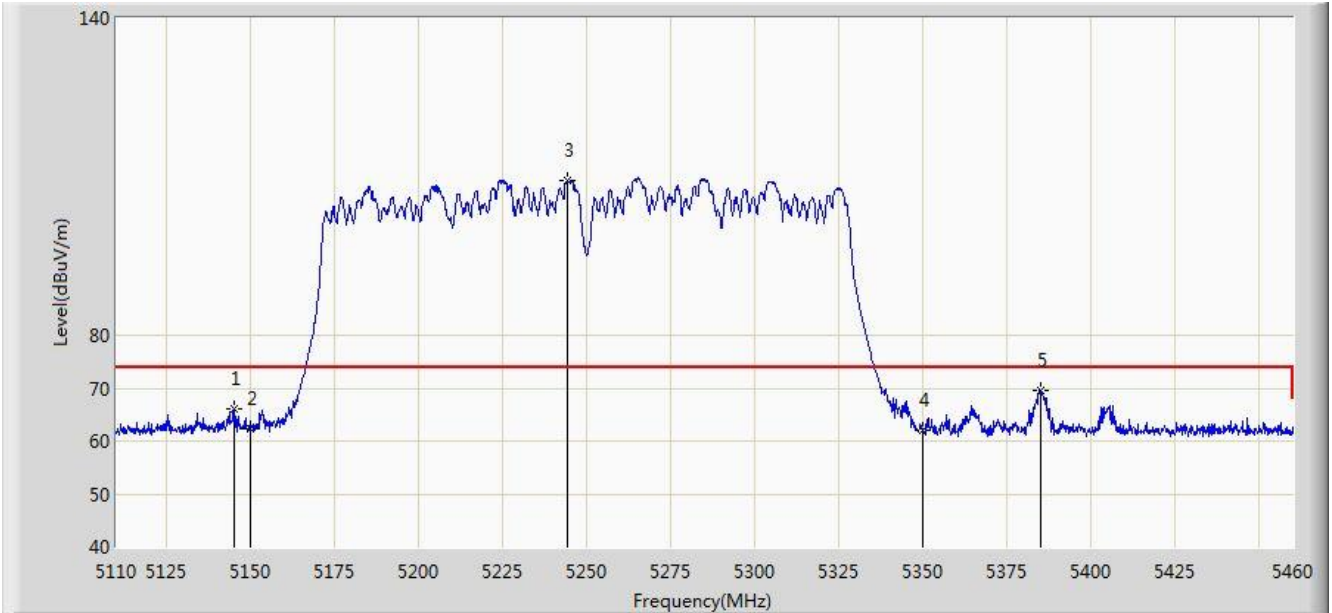
No	Flag	Mark	Frequency (MHz)	Measure Level (dBuV/m)	Reading Level (dBuV)	Margin (dB)	Limit (dBuV/m)	Factor	Type
1		*	5635.600	66.355	61.964	-1.845	68.200	4.391	PK
2			5650.000	64.273	59.827	-3.927	68.200	4.446	PK
3			5700.000	66.152	61.514	-39.048	105.200	4.638	PK
4			5720.000	69.209	64.494	-41.591	110.800	4.715	PK
5			5725.000	69.133	64.399	-53.067	122.200	4.734	PK
6			5762.000	116.660	111.784	N/A	N/A	4.876	PK
7			5850.000	65.433	60.219	-56.767	122.200	5.214	PK
8			5855.000	65.955	60.722	-44.845	110.800	5.233	PK
9			5875.000	63.444	58.134	-41.756	105.200	5.310	PK
10			5925.000	62.616	57.114	-5.584	68.200	5.502	PK
11			5929.400	64.824	59.305	-3.376	68.200	5.519	PK

Note: Measure Level (dBμV/m) = Reading Level (dBμV) + Factor (dB)

Factor (dB) = Cable Loss (dB) + Antenna Factor (dB/m)



Site: AC1	Time: 2020/03/16 - 20:29
Limit: FCC_Part15.209_RE(3m)	Engineer: Kevin Ker
Probe: BBHA 9120D_1-18GHz	Polarity: Horizontal
EUT: ACCESS POINT	Power: By PoE
Test Mode: Transmit by 802.11ac-VHT160 at Channel 5250MHz	



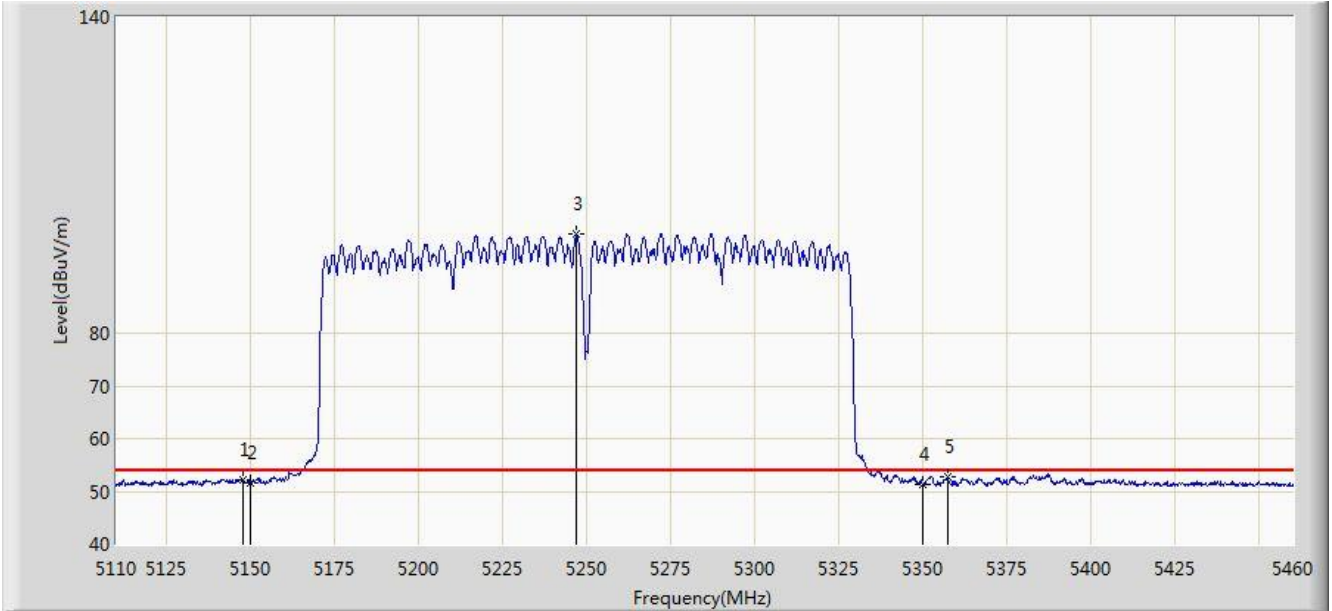
No	Flag	Mark	Frequency (MHz)	Measure Level (dBuV/m)	Reading Level (dBuV)	Margin (dB)	Limit (dBuV/m)	Factor	Type
1			5145.000	65.966	62.323	-8.034	74.000	3.642	PK
2			5150.000	62.408	58.762	-11.592	74.000	3.646	PK
3		*	5244.225	109.145	105.438	N/A	N/A	3.707	PK
4			5350.000	62.134	58.360	-11.866	74.000	3.774	PK
5			5384.925	69.609	65.812	-4.391	74.000	3.796	PK

Note: Measure Level (dBμV/m) = Reading Level (dBμV) + Factor (dB)

Factor (dB) = Cable Loss (dB) + Antenna Factor (dB/m)



Site: AC1	Time: 2020/03/16 - 20:27
Limit: FCC_Part15.209_RE(3m)	Engineer: Kevin Ker
Probe: BBHA 9120D_1-18GHz	Polarity: Horizontal
EUT: ACCESS POINT	Power: By PoE
Test Mode: Transmit by 802.11ac-VHT160 at Channel 5250MHz	



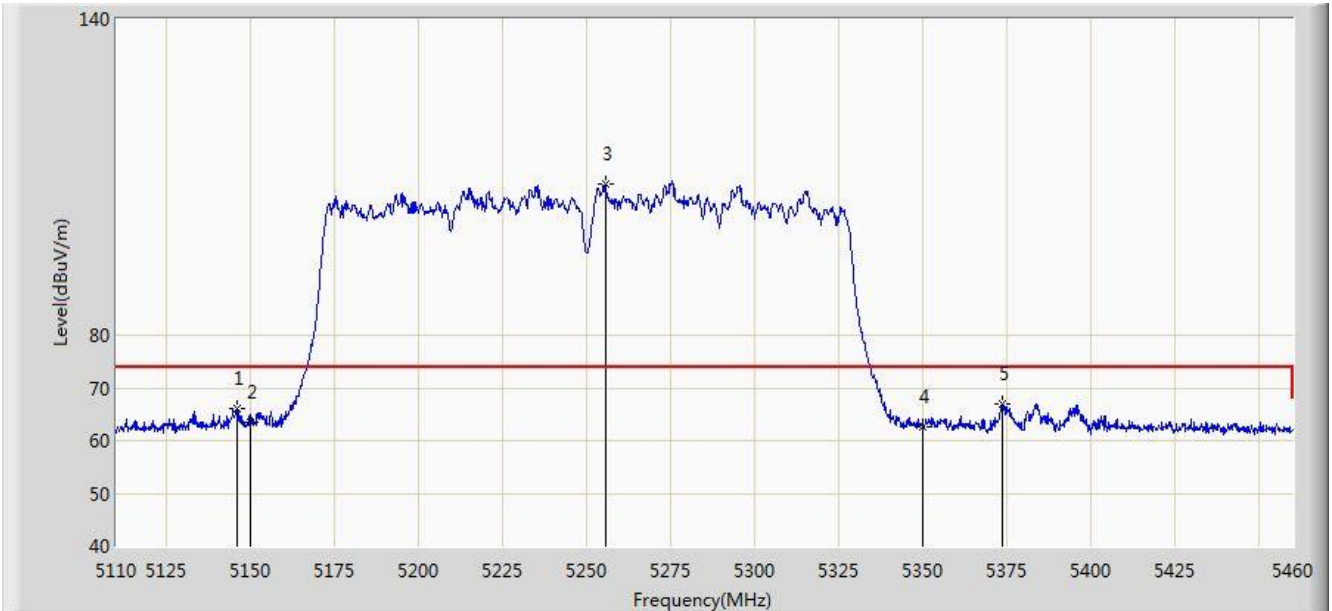
No	Flag	Mark	Frequency (MHz)	Measure Level (dBuV/m)	Reading Level (dBuV)	Margin (dB)	Limit (dBuV/m)	Factor	Type
1			5147.625	52.308	48.663	-1.692	54.000	3.645	AV
2			5150.000	51.689	48.043	-2.311	54.000	3.646	AV
3		*	5247.025	98.880	95.172	N/A	N/A	3.708	AV
4			5350.000	51.330	47.556	-2.670	54.000	3.774	AV
5			5357.275	52.611	48.833	-1.389	54.000	3.778	AV

Note: Measure Level (dBμV/m) = Reading Level (dBμV) + Factor (dB)

Factor (dB) = Cable Loss (dB) + Antenna Factor (dB/m)



Site: AC1	Time: 2020/03/16 - 20:30
Limit: FCC_Part15.209_RE(3m)	Engineer: Kevin Ker
Probe: BBHA 9120D_1-18GHz	Polarity: Vertical
EUT: ACCESS POINT	Power: By PoE
Test Mode: Transmit by 802.11ac-VHT160 at Channel 5250MHz	



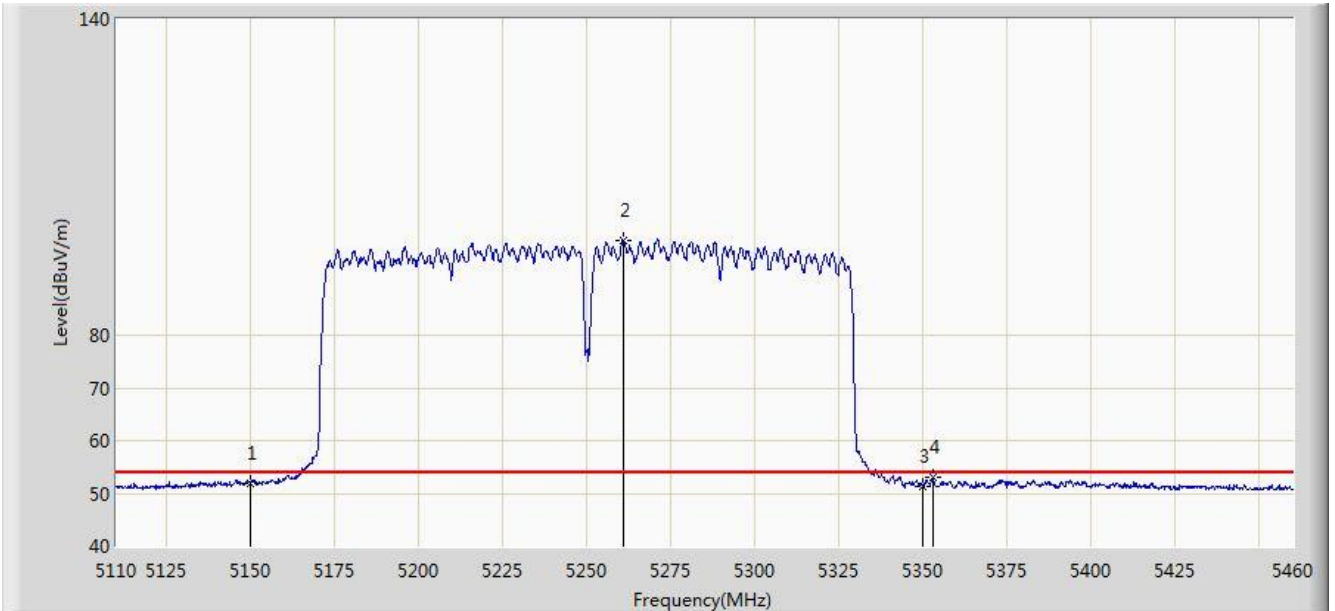
No	Flag	Mark	Frequency (MHz)	Measure Level (dBuV/m)	Reading Level (dBuV)	Margin (dB)	Limit (dBuV/m)	Factor	Type
1			5145.875	65.957	62.313	-8.043	74.000	3.644	PK
2			5150.000	63.431	59.785	-10.569	74.000	3.646	PK
3		*	5255.425	108.719	105.006	N/A	N/A	3.714	PK
4			5350.000	62.536	58.762	-11.464	74.000	3.774	PK
5			5373.725	66.895	63.106	-7.105	74.000	3.789	PK

Note: Measure Level (dBμV/m) = Reading Level (dBμV) + Factor (dB)

Factor (dB) = Cable Loss (dB) + Antenna Factor (dB/m)



Site: AC1	Time: 2020/03/16 - 20:31
Limit: FCC_Part15.209_RE(3m)	Engineer: Kevin Ker
Probe: BBHA 9120D_1-18GHz	Polarity: Vertical
EUT: ACCESS POINT	Power: By PoE
Test Mode: Transmit by 802.11ac-VHT160 at Channel 5250MHz	



No	Flag	Mark	Frequency (MHz)	Measure Level (dBuV/m)	Reading Level (dBuV)	Margin (dB)	Limit (dBuV/m)	Factor	Type
1			5150.000	51.982	48.336	-2.018	54.000	3.646	AV
2		*	5260.850	97.957	94.241	N/A	N/A	3.716	AV
3			5350.000	51.445	47.671	-2.555	54.000	3.774	AV
4			5352.900	53.150	49.374	-0.850	54.000	3.776	AV

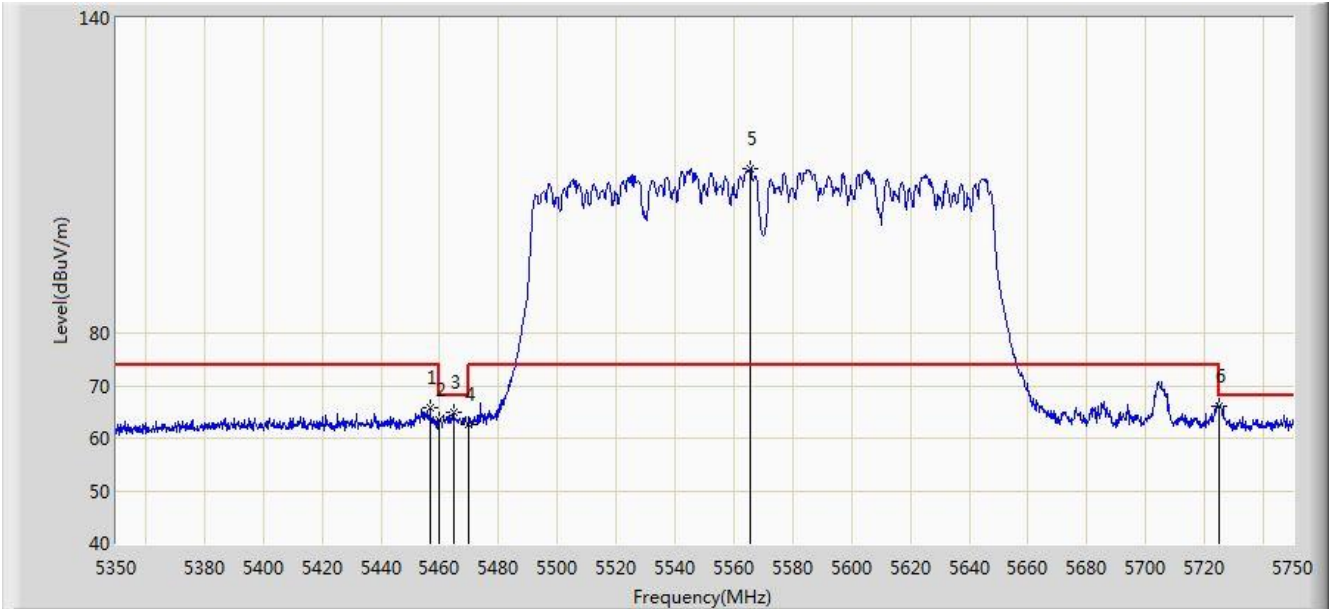
Note: Measure Level (dBμV/m) = Reading Level (dBμV) + Factor (dB)

Factor (dB) = Cable Loss (dB) + Antenna Factor (dB/m)





Site: AC1	Time: 2020/03/16 - 20:38
Limit: FCC_Part15.209_RE(3m)	Engineer: Kevin Ker
Probe: BBHA 9120D_1-18GHz	Polarity: Horizontal
EUT: ACCESS POINT	Power: By PoE
Test Mode: Transmit by 802.11ac-VHT160 at Channel 5570MHz	



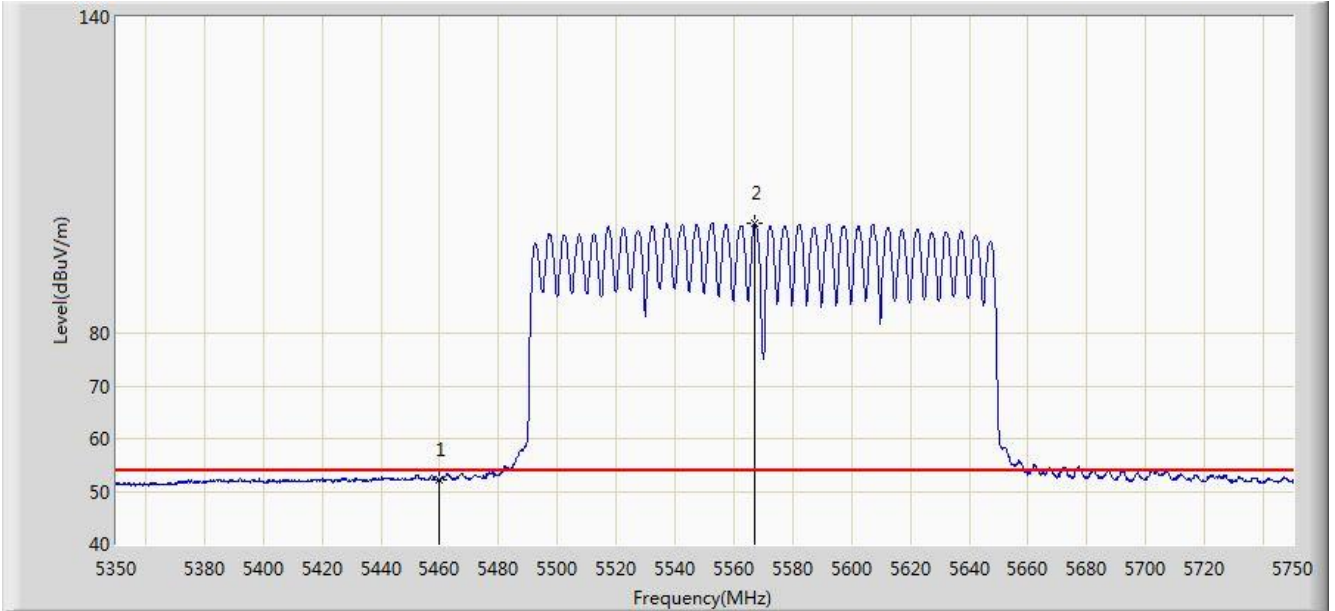
No	Flag	Mark	Frequency (MHz)	Measure Level (dBuV/m)	Reading Level (dBuV)	Margin (dB)	Limit (dBuV/m)	Factor	Type
1			5456.800	65.880	62.038	-8.120	74.000	3.842	PK
2			5460.000	63.413	59.569	-10.587	74.000	3.844	PK
3			5464.600	64.840	60.993	-3.360	68.200	3.847	PK
4			5470.000	62.475	58.624	-5.725	68.200	3.850	PK
5		*	5565.600	111.335	107.213	N/A	N/A	4.122	PK
6			5725.000	65.987	61.253	-2.213	68.200	4.734	PK

Note: Measure Level (dBμV/m) = Reading Level (dBμV) + Factor (dB)

Factor (dB) = Cable Loss (dB) + Antenna Factor (dB/m)



Site: AC1	Time: 2020/03/16 - 20:34
Limit: FCC_Part15.209_RE(3m)	Engineer: Kevin Ker
Probe: BBHA 9120D_1-18GHz	Polarity: Horizontal
EUT: ACCESS POINT	Power: By PoE
Test Mode: Transmit by 802.11ac-VHT160 at Channel 5570MHz	



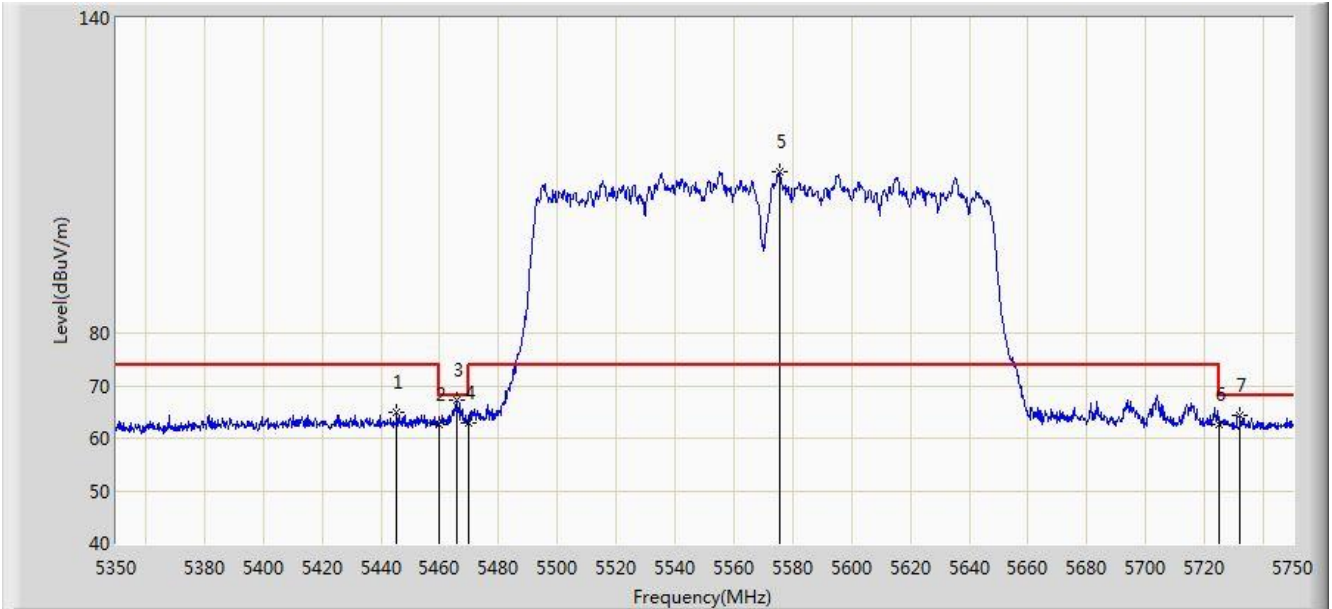
No	Flag	Mark	Frequency (MHz)	Measure Level (dBuV/m)	Reading Level (dBuV)	Margin (dB)	Limit (dBuV/m)	Factor	Type
1			5460.000	52.227	48.383	-1.773	54.000	3.844	AV
2		*	5566.800	100.912	96.786	N/A	N/A	4.126	AV

Note: Measure Level (dBμV/m) = Reading Level (dBμV) + Factor (dB)

Factor (dB) = Cable Loss (dB) + Antenna Factor (dB/m)



Site: AC1	Time: 2020/03/16 - 20:39
Limit: FCC_Part15.209_RE(3m)	Engineer: Kevin Ker
Probe: BBHA 9120D_1-18GHz	Polarity: Vertical
EUT: ACCESS POINT	Power: By PoE
Test Mode: Transmit by 802.11ac-VHT160 at Channel 5570MHz	



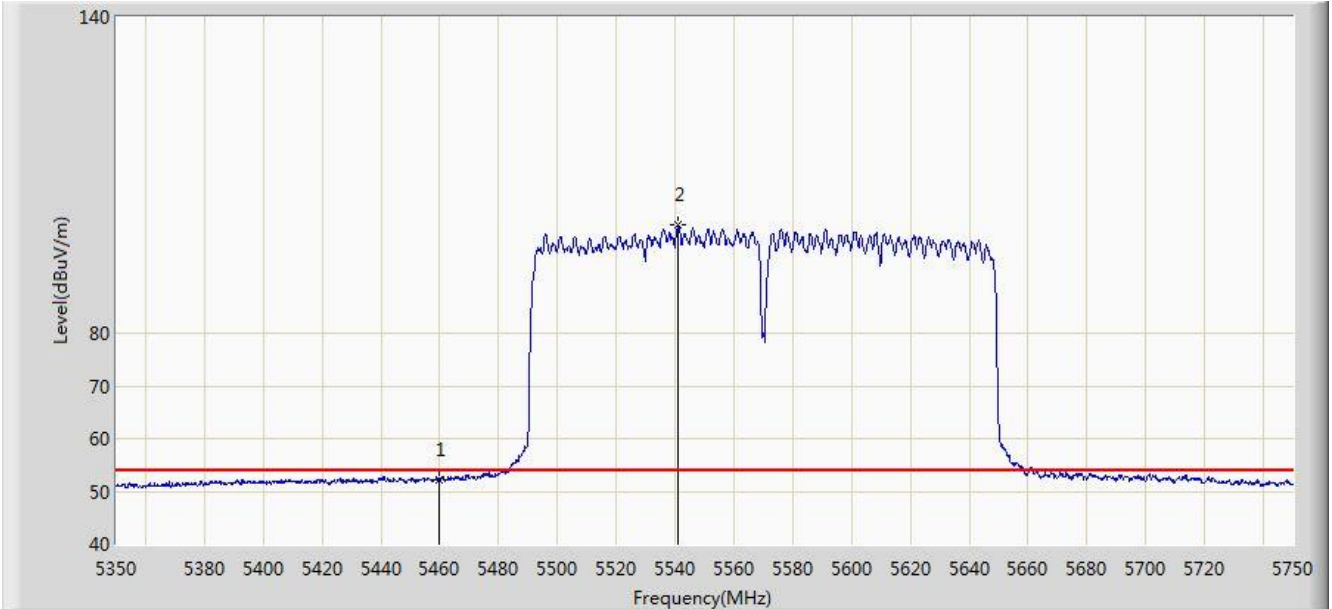
No	Flag	Mark	Frequency (MHz)	Measure Level (dBuV/m)	Reading Level (dBuV)	Margin (dB)	Limit (dBuV/m)	Factor	Type
1			5445.400	65.018	61.184	-8.982	74.000	3.835	PK
2			5460.000	62.708	58.864	-11.292	74.000	3.844	PK
3			5465.600	67.366	63.518	-0.834	68.200	3.848	PK
4			5470.000	63.029	59.178	-5.171	68.200	3.850	PK
5		*	5575.400	110.707	106.548	N/A	N/A	4.159	PK
6			5725.000	62.730	57.996	-5.470	68.200	4.734	PK
7			5732.200	64.322	59.561	-3.878	68.200	4.762	PK

Note: Measure Level (dBμV/m) = Reading Level (dBμV) + Factor (dB)

Factor (dB) = Cable Loss (dB) + Antenna Factor (dB/m)



Site: AC1	Time: 2020/03/16 - 20:41
Limit: FCC_Part15.209_RE(3m)	Engineer: Kevin Ker
Probe: BBHA 9120D_1-18GHz	Polarity: Vertical
EUT: ACCESS POINT	Power: By PoE
Test Mode: Transmit by 802.11ac-VHT160 at Channel 5570MHz	



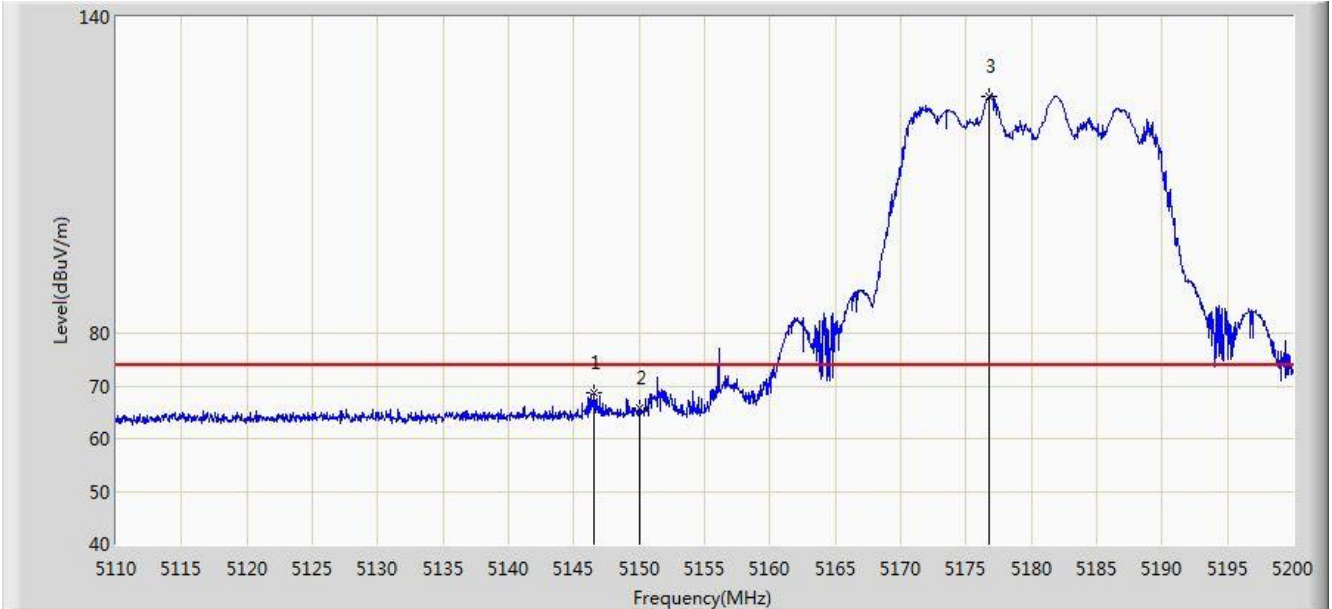
No	Flag	Mark	Frequency (MHz)	Measure Level (dBuV/m)	Reading Level (dBuV)	Margin (dB)	Limit (dBuV/m)	Factor	Type
1			5460.000	52.309	48.465	-1.691	54.000	3.844	AV
2		*	5541.000	100.474	96.447	N/A	N/A	4.027	AV

Note: Measure Level (dBμV/m) = Reading Level (dBμV) + Factor (dB)

Factor (dB) = Cable Loss (dB) + Antenna Factor (dB/m)



Site: AC1	Time: 2020/03/16 - 21:05
Limit: FCC_Part15.209_RE(3m)	Engineer: Kevin Ker
Probe: BBHA 9120D_1-18GHz	Polarity: Horizontal
EUT: ACCESS POINT	Power: By PoE
Test Mode: Transmit by 802.11ax-HE20 at Channel 5180MHz	



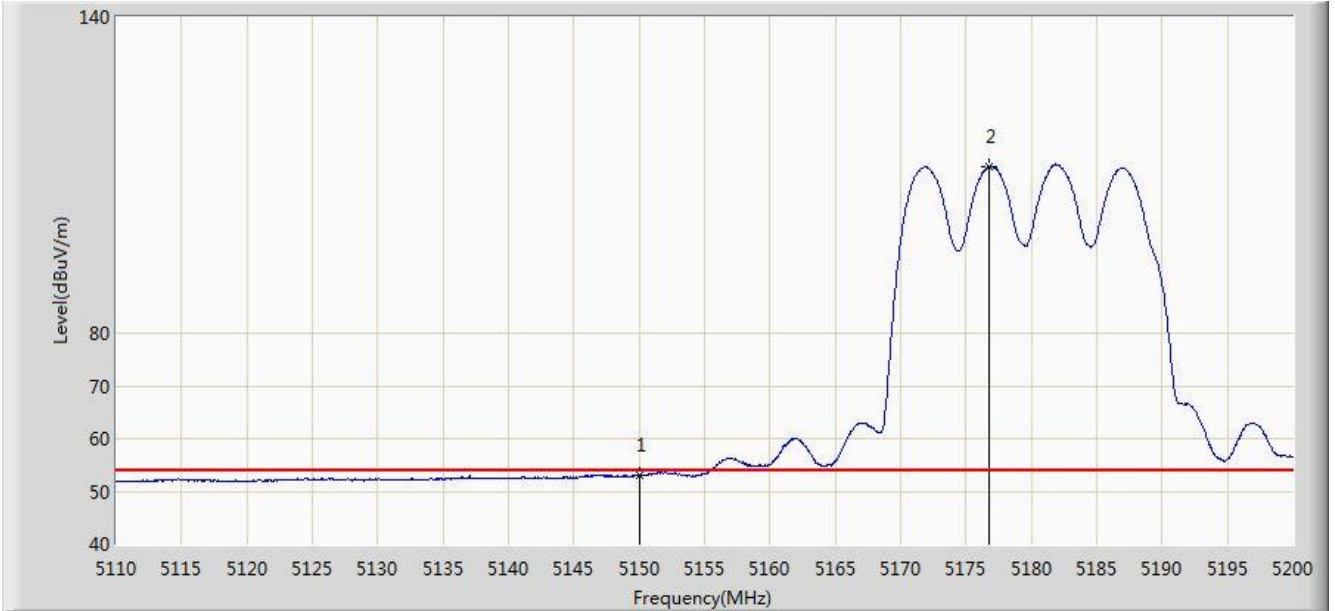
No	Flag	Mark	Frequency (MHz)	Measure Level (dBuV/m)	Reading Level (dBuV)	Margin (dB)	Limit (dBuV/m)	Factor	Type
1			5146.495	68.573	64.929	-5.427	74.000	3.644	PK
2			5150.000	65.693	62.047	-8.307	74.000	3.646	PK
3		*	5176.780	124.989	121.326	N/A	N/A	3.663	PK

Note: Measure Level (dBμV/m) = Reading Level (dBμV) + Factor (dB)

Factor (dB) = Cable Loss (dB) + Antenna Factor (dB/m)



Site: AC1	Time: 2020/03/16 - 21:08
Limit: FCC_Part15.209_RE(3m)	Engineer: Kevin Ker
Probe: BBHA 9120D_1-18GHz	Polarity: Horizontal
EUT: ACCESS POINT	Power: By PoE
Test Mode: Transmit by 802.11ax-HE20 at Channel 5180MHz	



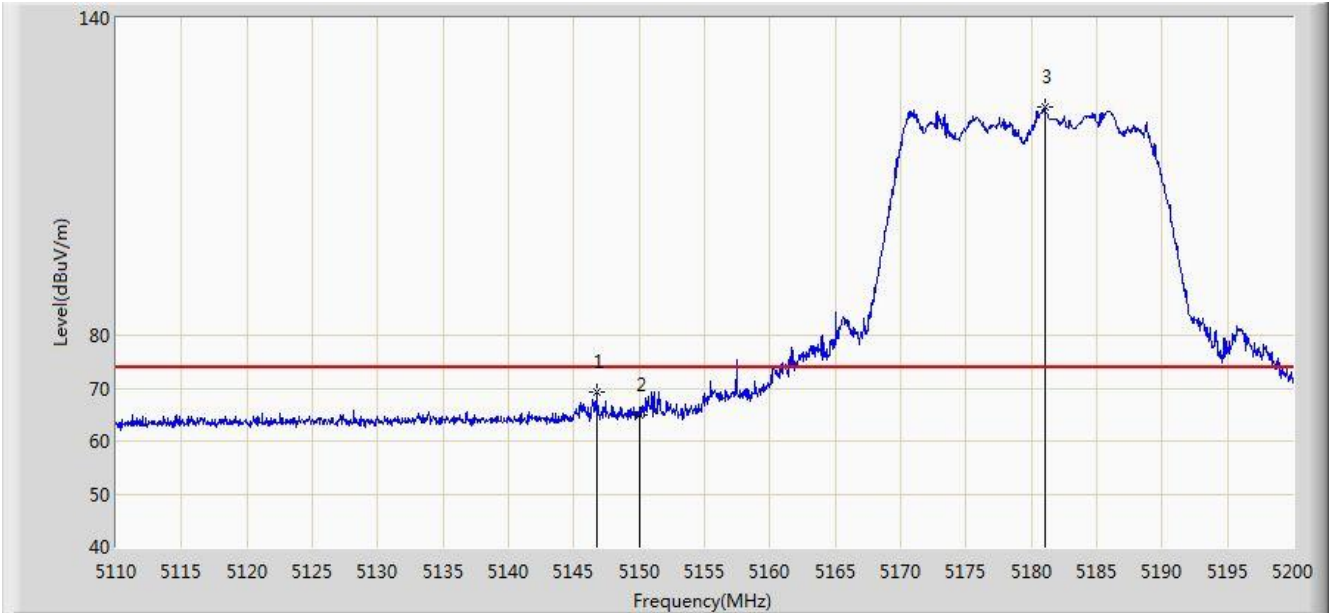
No	Flag	Mark	Frequency (MHz)	Measure Level (dBuV/m)	Reading Level (dBuV)	Margin (dB)	Limit (dBuV/m)	Factor	Type
1			5150.000	52.953	49.307	-1.047	54.000	3.646	AV
2	X	*	5176.735	111.738	108.075	N/A	N/A	3.663	AV

Note: Measure Level (dBμV/m) = Reading Level (dBμV) + Factor (dB)

Factor (dB) = Cable Loss (dB) + Antenna Factor (dB/m)



Site: AC1	Time: 2020/03/16 - 21:11
Limit: FCC_Part15.209_RE(3m)	Engineer: Kevin Ker
Probe: BBHA 9120D_1-18GHz	Polarity: Vertical
EUT: ACCESS POINT	Power: By PoE
Test Mode: Transmit by 802.11ax-HE20 at Channel 5180MHz	



No	Flag	Mark	Frequency (MHz)	Measure Level (dBuV/m)	Reading Level (dBuV)	Margin (dB)	Limit (dBuV/m)	Factor	Type
1			5146.720	69.138	65.494	-4.862	74.000	3.644	PK
2			5150.000	64.821	61.175	-9.179	74.000	3.646	PK
3		*	5181.010	123.160	119.494	N/A	N/A	3.665	PK

Note: Measure Level (dBμV/m) = Reading Level (dBμV) + Factor (dB)

Factor (dB) = Cable Loss (dB) + Antenna Factor (dB/m)



Site: AC1	Time: 2020/03/16 - 21:12
Limit: FCC_Part15.209_RE(3m)	Engineer: Kevin Ker
Probe: BBHA 9120D_1-18GHz	Polarity: Vertical
EUT: ACCESS POINT	Power: By PoE
Test Mode: Transmit by 802.11ax-HE20 at Channel 5180MHz	



No	Flag	Mark	Frequency (MHz)	Measure Level (dBuV/m)	Reading Level (dBuV)	Margin (dB)	Limit (dBuV/m)	Factor	Type
1			5150.000	52.985	49.339	-1.015	54.000	3.646	AV
2	X	*	5175.880	110.702	107.040	N/A	N/A	3.662	AV

Note: Measure Level (dBμV/m) = Reading Level (dBμV) + Factor (dB)

Factor (dB) = Cable Loss (dB) + Antenna Factor (dB/m)





Site: AC1	Time: 2020/03/16 - 21:23
Limit: FCC_Part15.209_RE(3m)	Engineer: Kevin Ker
Probe: BBHA 9120D_1-18GHz	Polarity: Horizontal
EUT: ACCESS POINT	Power: By PoE
Test Mode: Transmit by 802.11ax-HE20 at Channel 5320MHz	



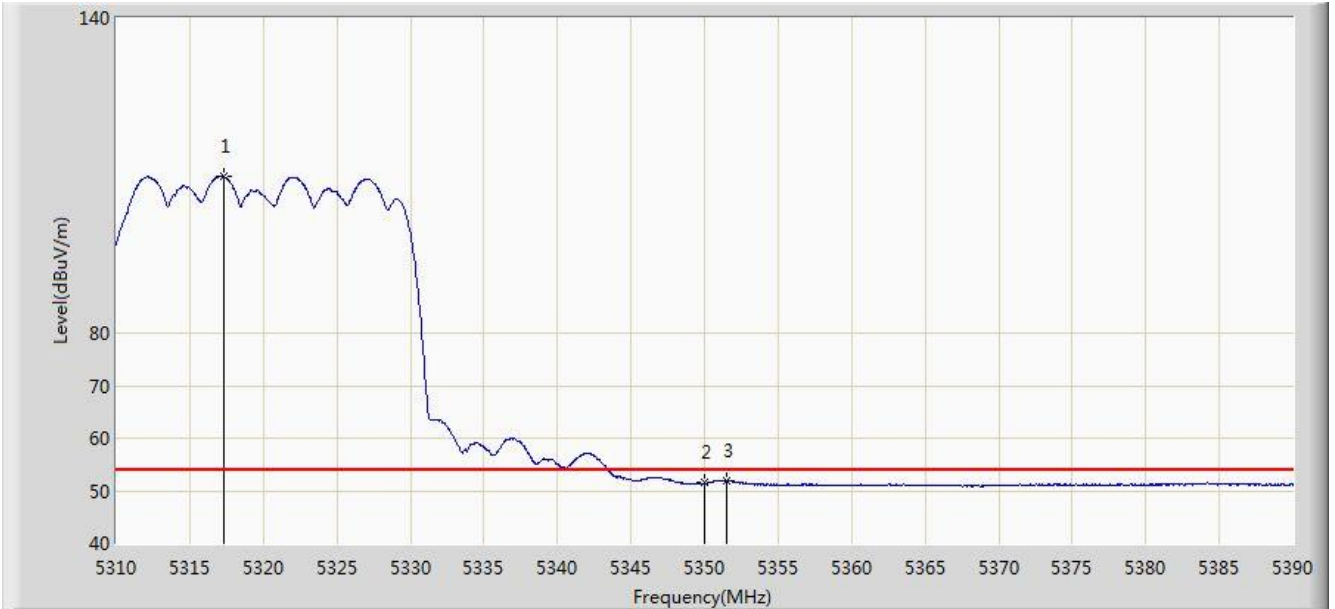
No	Flag	Mark	Frequency (MHz)	Measure Level (dBuV/m)	Reading Level (dBuV)	Margin (dB)	Limit (dBuV/m)	Factor	Type
1		*	5316.800	122.854	119.101	N/A	N/A	3.753	PK
2			5350.000	63.453	59.679	-10.547	74.000	3.774	PK
3			5356.040	64.596	60.818	-9.404	74.000	3.777	PK

Note: Measure Level (dBμV/m) = Reading Level (dBμV) + Factor (dB)

Factor (dB) = Cable Loss (dB) + Antenna Factor (dB/m)



Site: AC1	Time: 2020/03/16 - 21:26
Limit: FCC_Part15.209_RE(3m)	Engineer: Kevin Ker
Probe: BBHA 9120D_1-18GHz	Polarity: Horizontal
EUT: ACCESS POINT	Power: By PoE
Test Mode: Transmit by 802.11ax-HE20 at Channel 5320MHz	



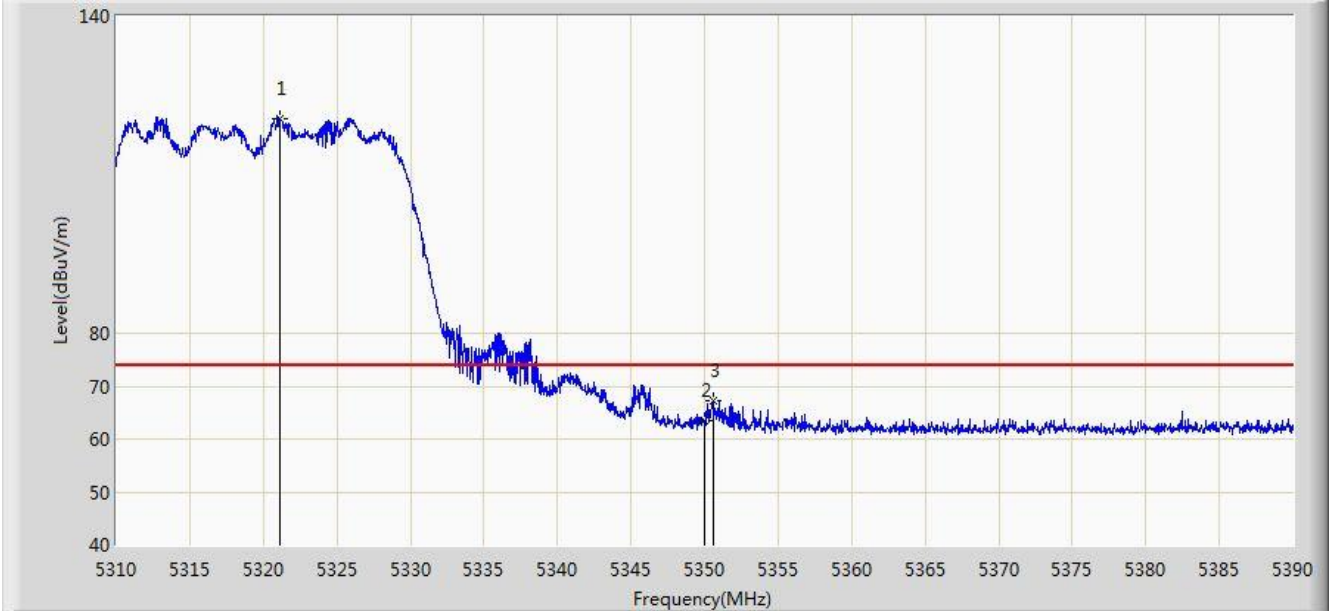
No	Flag	Mark	Frequency (MHz)	Measure Level (dBuV/m)	Reading Level (dBuV)	Margin (dB)	Limit (dBuV/m)	Factor	Type
1	X	*	5317.280	109.737	105.983	N/A	N/A	3.754	AV
2			5350.000	51.451	47.677	-2.549	54.000	3.774	AV
3			5351.520	51.958	48.183	-2.042	54.000	3.775	AV

Note: Measure Level (dBμV/m) = Reading Level (dBμV) + Factor (dB)

Factor (dB) = Cable Loss (dB) + Antenna Factor (dB/m)



Site: AC1	Time: 2020/03/16 - 21:32
Limit: FCC_Part15.209_RE(3m)	Engineer: Kevin Ker
Probe: BBHA 9120D_1-18GHz	Polarity: Vertical
EUT: ACCESS POINT	Power: By PoE
Test Mode: Transmit by 802.11ax-HE20 at Channel 5320MHz	



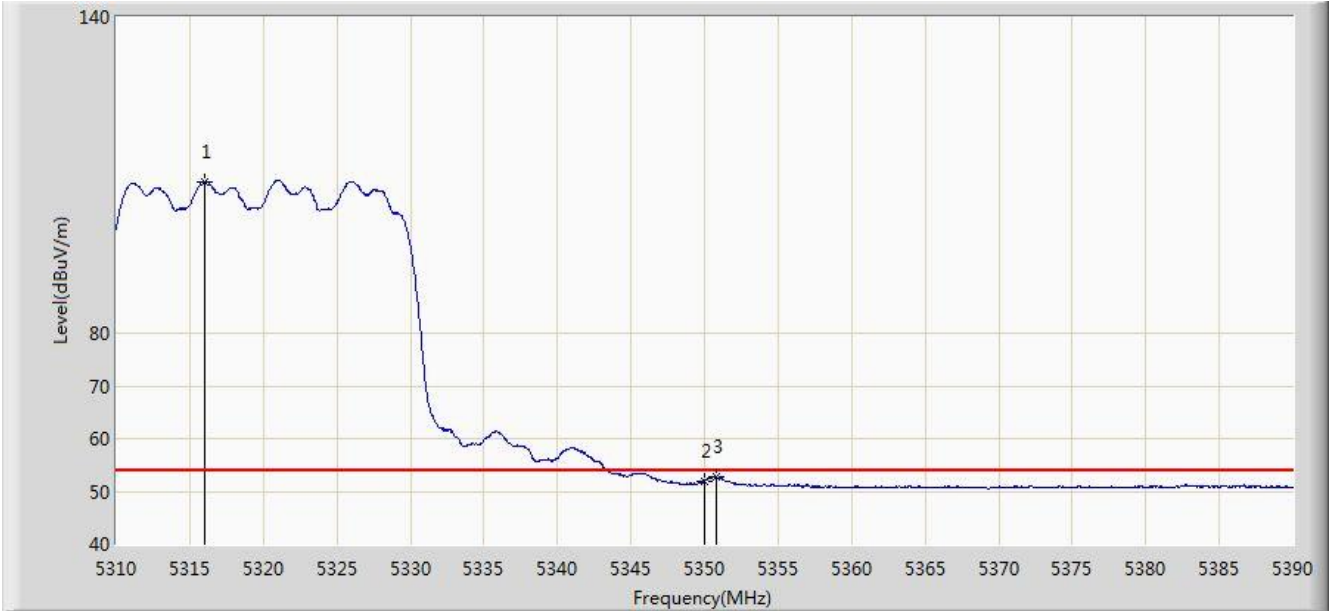
No	Flag	Mark	Frequency (MHz)	Measure Level (dBuV/m)	Reading Level (dBuV)	Margin (dB)	Limit (dBuV/m)	Factor	Type
1		*	5321.080	120.595	116.839	N/A	N/A	3.756	PK
2			5350.000	63.399	59.625	-10.601	74.000	3.774	PK
3			5350.640	67.174	63.400	-6.826	74.000	3.774	PK

Note: Measure Level (dBμV/m) = Reading Level (dBμV) + Factor (dB)

Factor (dB) = Cable Loss (dB) + Antenna Factor (dB/m)



Site: AC1	Time: 2020/03/16 - 21:32
Limit: FCC_Part15.209_RE(3m)	Engineer: Kevin Ker
Probe: BBHA 9120D_1-18GHz	Polarity: Vertical
EUT: ACCESS POINT	Power: By PoE
Test Mode: Transmit by 802.11ax-HE20 at Channel 5320MHz	

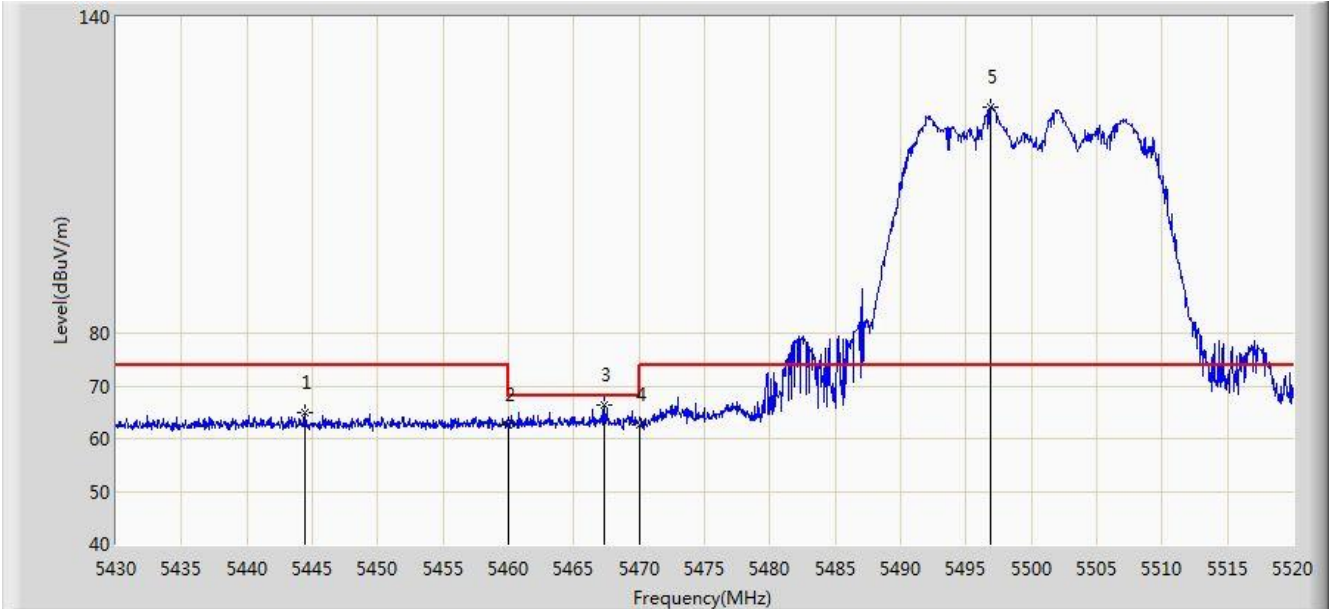


No	Flag	Mark	Frequency (MHz)	Measure Level (dBuV/m)	Reading Level (dBuV)	Margin (dB)	Limit (dBuV/m)	Factor	Type
1	X	*	5316.040	108.795	105.042	N/A	N/A	3.752	AV
2			5350.000	51.937	48.163	-2.063	54.000	3.774	AV
3			5350.760	52.866	49.092	-1.134	54.000	3.774	AV

Note: Measure Level (dBμV/m) = Reading Level (dBμV) + Factor (dB)

Factor (dB) = Cable Loss (dB) + Antenna Factor (dB/m)

Site: AC1	Time: 2020/03/16 - 21:36
Limit: FCC_Part15.209_RE(3m)	Engineer: Kevin Ker
Probe: BBHA 9120D_1-18GHz	Polarity: Horizontal
EUT: ACCESS POINT	Power: By PoE
Test Mode: Transmit by 802.11ax-HE20 at Channel 5500MHz	



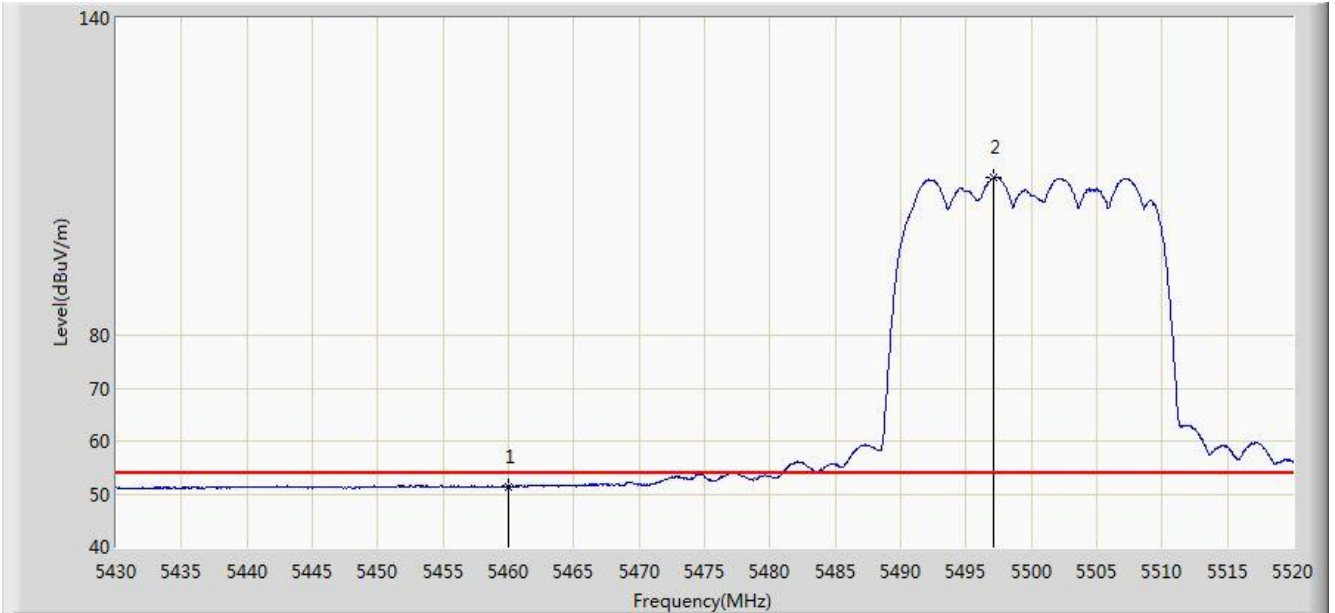
No	Flag	Mark	Frequency (MHz)	Measure Level (dBuV/m)	Reading Level (dBuV)	Margin (dB)	Limit (dBuV/m)	Factor	Type
1			5444.400	64.848	61.014	-9.152	74.000	3.833	PK
2			5460.000	62.584	58.740	-11.416	74.000	3.844	PK
3			5467.350	66.377	62.528	-1.823	68.200	3.849	PK
4			5470.000	62.628	58.777	-5.572	68.200	3.850	PK
5		*	5496.870	122.778	118.901	N/A	N/A	3.877	PK

Note: Measure Level (dBμV/m) = Reading Level (dBμV) + Factor (dB)

Factor (dB) = Cable Loss (dB) + Antenna Factor (dB/m)



Site: AC1	Time: 2020/03/16 - 21:37
Limit: FCC_Part15.209_RE(3m)	Engineer: Kevin Ker
Probe: BBHA 9120D_1-18GHz	Polarity: Horizontal
EUT: ACCESS POINT	Power: By PoE
Test Mode: Transmit by 802.11ax-HE20 at Channel 5500MHz	



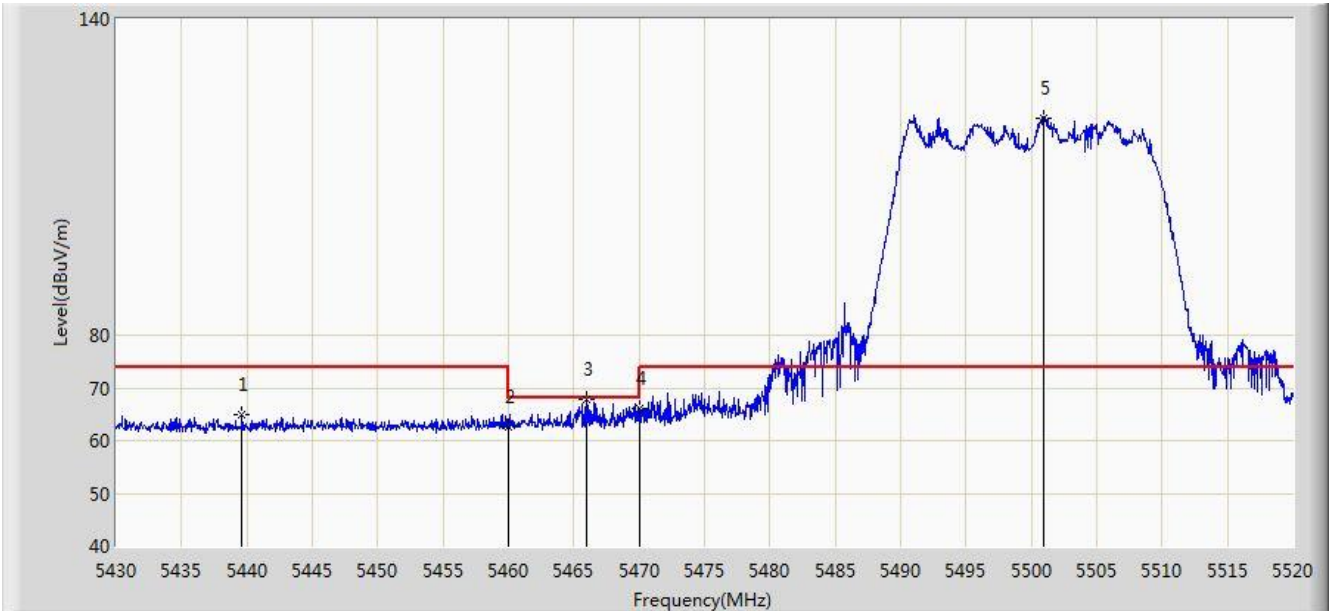
No	Flag	Mark	Frequency (MHz)	Measure Level (dBuV/m)	Reading Level (dBuV)	Margin (dB)	Limit (dBuV/m)	Factor	Type
1			5460.000	51.440	47.596	-2.560	54.000	3.844	AV
2	X	*	5497.140	109.724	105.847	N/A	N/A	3.877	AV

Note: Measure Level (dBμV/m) = Reading Level (dBμV) + Factor (dB)

Factor (dB) = Cable Loss (dB) + Antenna Factor (dB/m)



Site: AC1	Time: 2020/03/16 - 21:38
Limit: FCC_Part15.209_RE(3m)	Engineer: Kevin Ker
Probe: BBHA 9120D_1-18GHz	Polarity: Vertical
EUT: ACCESS POINT	Power: By PoE
Test Mode: Transmit by 802.11ax-HE20 at Channel 5500MHz	



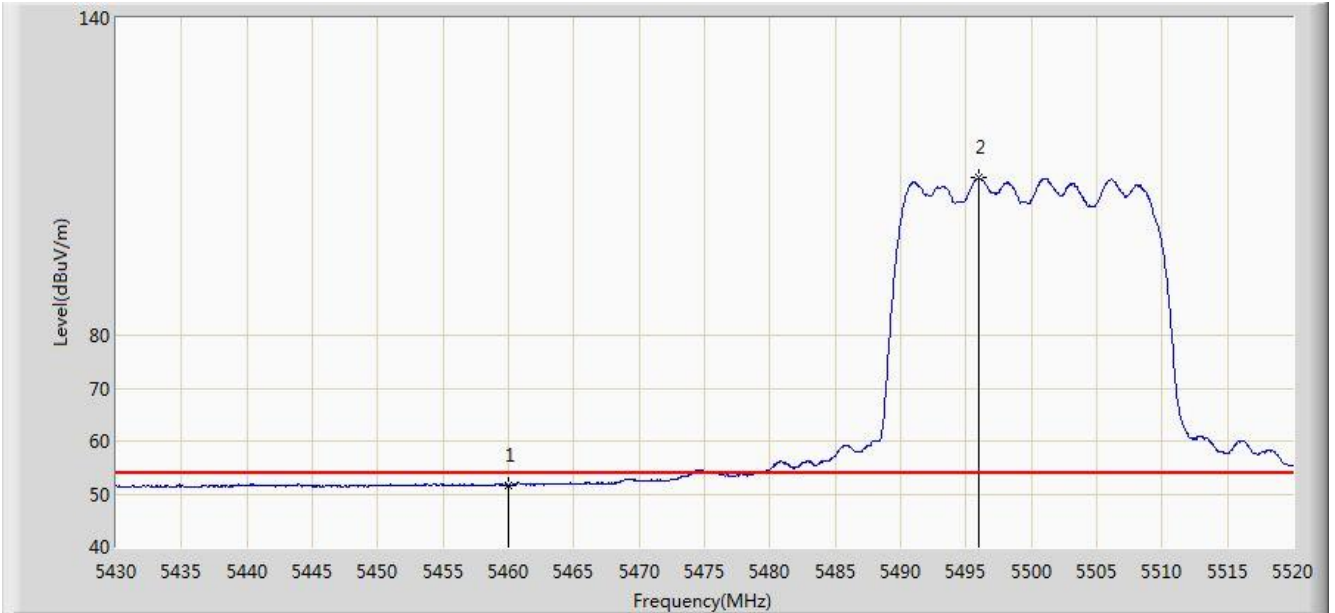
No	Flag	Mark	Frequency (MHz)	Measure Level (dBuV/m)	Reading Level (dBuV)	Margin (dB)	Limit (dBuV/m)	Factor	Type
1			5439.630	64.789	60.958	-9.211	74.000	3.831	PK
2			5460.000	62.737	58.893	-11.263	74.000	3.844	PK
3			5465.955	67.700	63.852	-0.500	68.200	3.848	PK
4			5470.000	66.001	62.150	-2.199	68.200	3.850	PK
5		*	5500.920	121.264	117.381	N/A	N/A	3.883	PK

Note: Measure Level (dBμV/m) = Reading Level (dBμV) + Factor (dB)

Factor (dB) = Cable Loss (dB) + Antenna Factor (dB/m)



Site: AC1	Time: 2020/03/16 - 21:39
Limit: FCC_Part15.209_RE(3m)	Engineer: Kevin Ker
Probe: BBHA 9120D_1-18GHz	Polarity: Vertical
EUT: ACCESS POINT	Power: By PoE
Test Mode: Transmit by 802.11ax-HE20 at Channel 5500MHz	



No	Flag	Mark	Frequency (MHz)	Measure Level (dBuV/m)	Reading Level (dBuV)	Margin (dB)	Limit (dBuV/m)	Factor	Type
1			5460.000	51.682	47.838	-2.318	54.000	3.844	AV
2	X	*	5495.925	109.800	105.924	N/A	N/A	3.876	AV

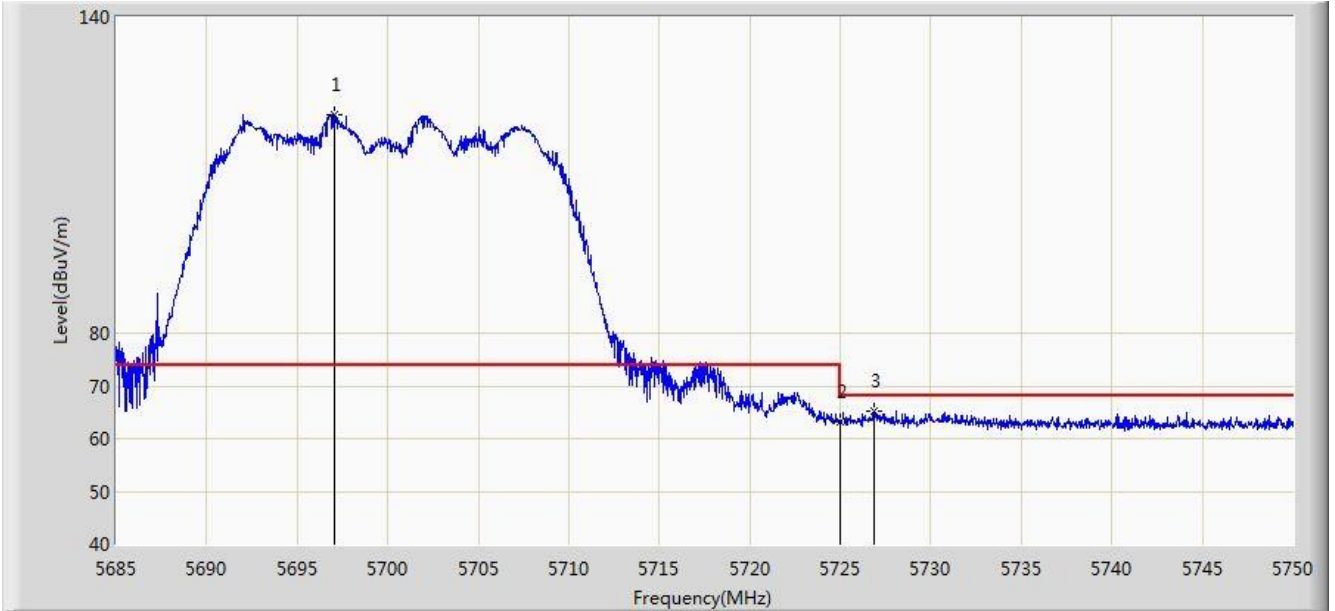
Note: Measure Level (dBμV/m) = Reading Level (dBμV) + Factor (dB)

Factor (dB) = Cable Loss (dB) + Antenna Factor (dB/m)





Site: AC1	Time: 2020/03/16 - 21:42
Limit: FCC_Part15.209_RE(3m)	Engineer: Kevin Ker
Probe: BBHA 9120D_1-18GHz	Polarity: Horizontal
EUT: ACCESS POINT	Power: By PoE
Test Mode: Transmit by 802.11ax-HE20 at Channel 5700MHz	



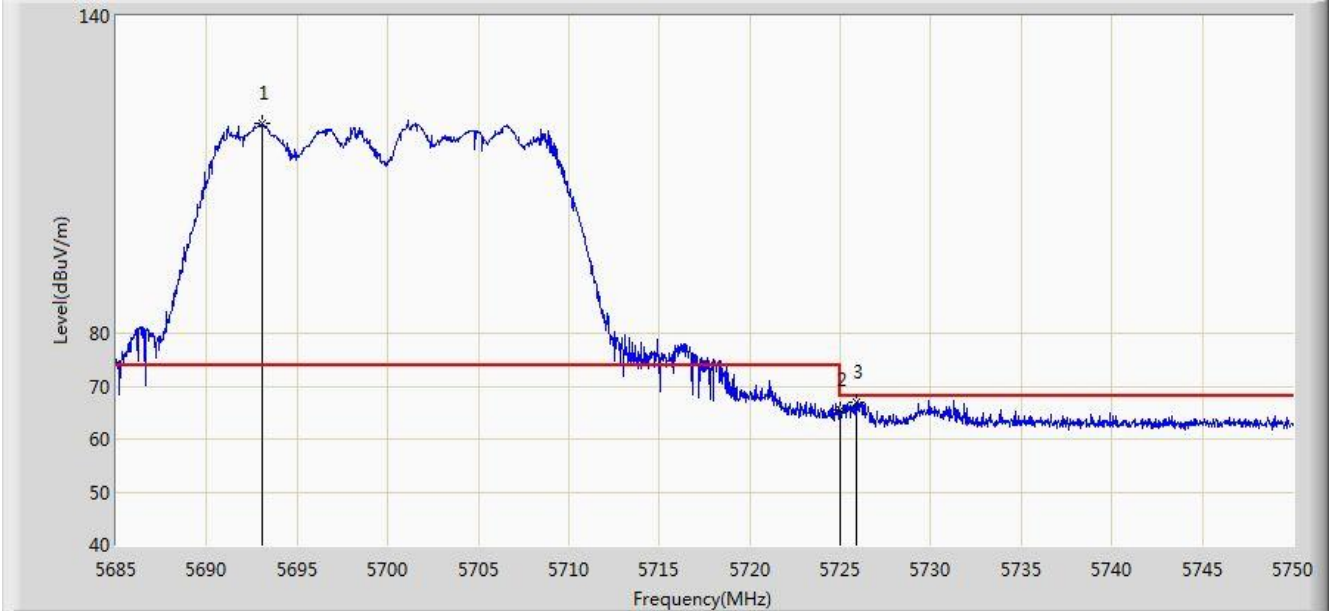
No	Flag	Mark	Frequency (MHz)	Measure Level (dBuV/m)	Reading Level (dBuV)	Margin (dB)	Limit (dBuV/m)	Factor	Type
1		*	5697.090	121.327	116.700	N/A	N/A	4.627	PK
2			5725.000	63.291	58.557	-4.909	68.200	4.734	PK
3			5726.860	65.145	60.404	-3.055	68.200	4.741	PK

Note: Measure Level (dBμV/m) = Reading Level (dBμV) + Factor (dB)

Factor (dB) = Cable Loss (dB) + Antenna Factor (dB/m)



Site: AC1	Time: 2020/03/16 - 21:45
Limit: FCC_Part15.209_RE(3m)	Engineer: Kevin Ker
Probe: BBHA 9120D_1-18GHz	Polarity: Vertical
EUT: ACCESS POINT	Power: By PoE
Test Mode: Transmit by 802.11ax-HE20 at Channel 5700MHz	



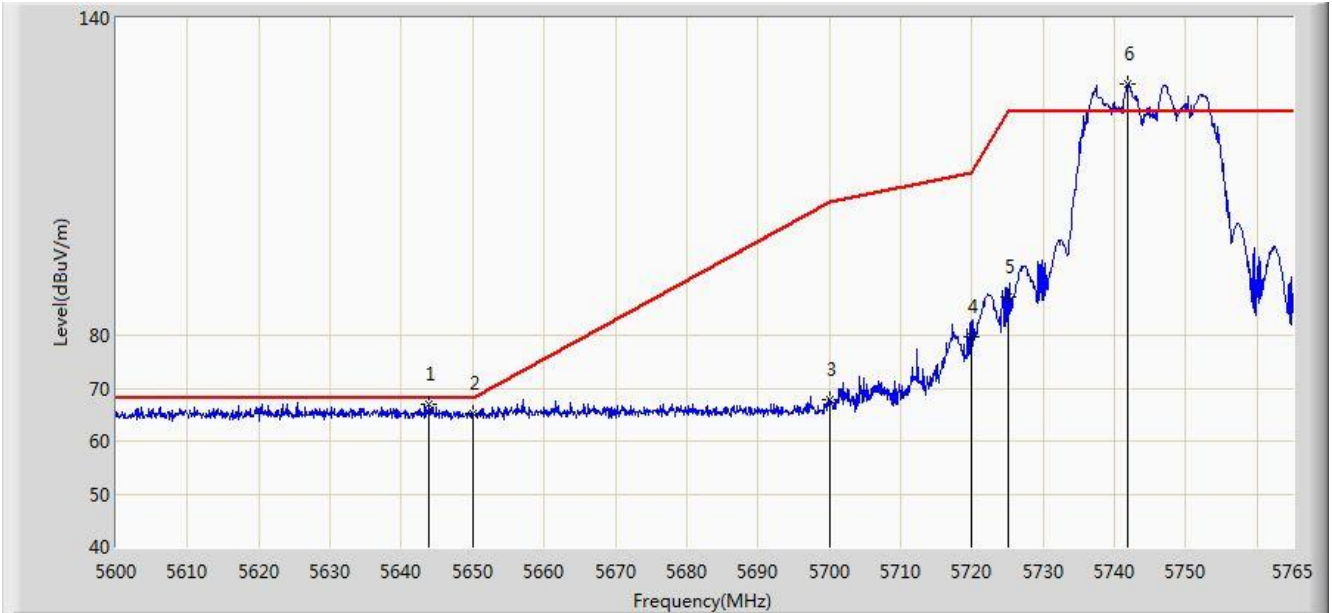
No	Flag	Mark	Frequency (MHz)	Measure Level (dBuV/m)	Reading Level (dBuV)	Margin (dB)	Limit (dBuV/m)	Factor	Type
1		*	5693.060	119.833	115.222	N/A	N/A	4.611	PK
2			5725.000	65.403	60.669	-2.797	68.200	4.734	PK
3			5725.917	67.012	62.275	-1.188	68.200	4.738	PK

Note: Measure Level (dBμV/m) = Reading Level (dBμV) + Factor (dB)

Factor (dB) = Cable Loss (dB) + Antenna Factor (dB/m)



Site: AC1	Time: 2020/03/16 - 21:52
Limit: FCC_Part15.407_RE(3m)	Engineer: Kevin Ker
Probe: BBHA 9120D_1-18GHz	Polarity: Horizontal
EUT: ACCESS POINT	Power: By PoE
Test Mode: Transmit by 802.11ax-HE20 at Channel 5745MHz	

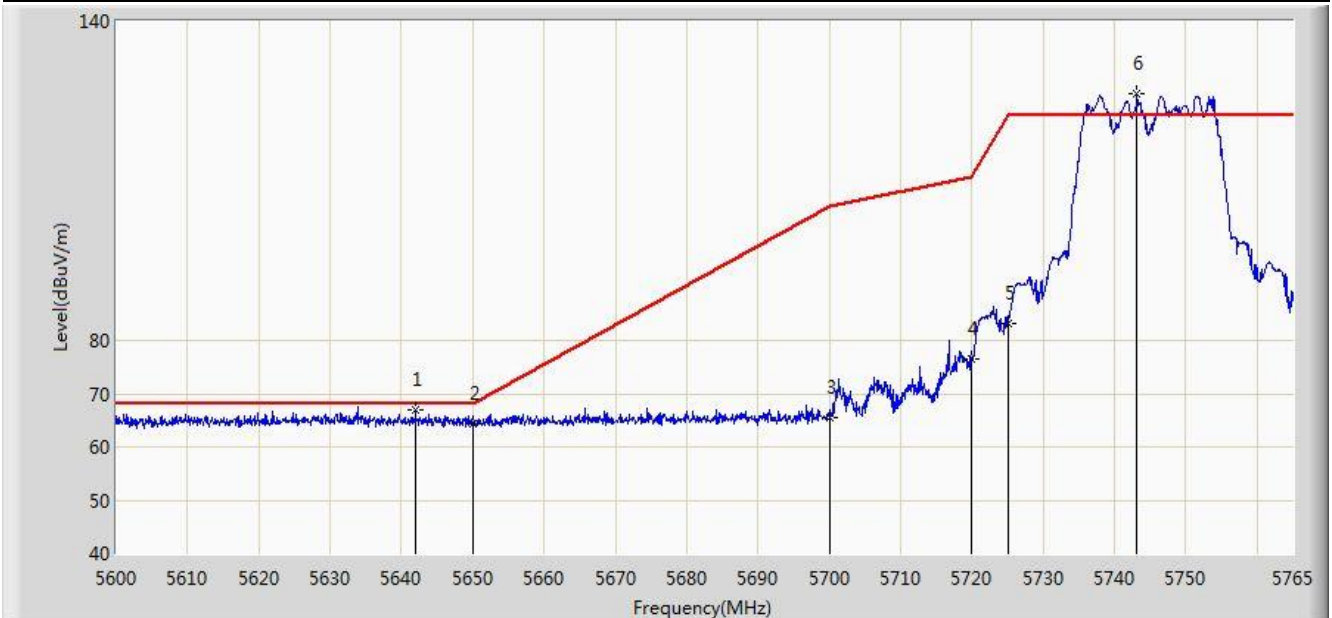


No	Flag	Mark	Frequency (MHz)	Measure Level (dBuV/m)	Reading Level (dBuV)	Margin (dB)	Limit (dBuV/m)	Factor	Type
1			5643.890	66.968	62.545	-1.232	68.200	4.423	PK
2			5650.000	65.151	60.705	-3.049	68.200	4.446	PK
3			5700.000	67.855	63.217	-37.345	105.200	4.638	PK
4			5720.000	79.591	74.876	-31.209	110.800	4.715	PK
5			5725.000	87.287	82.553	-34.913	122.200	4.734	PK
6		*	5741.900	127.477	122.678	N/A	N/A	4.799	PK

Note: Measure Level (dBμV/m) = Reading Level (dBμV) + Factor (dB)

Factor (dB) = Cable Loss (dB) + Antenna Factor (dB/m)

Site: AC1	Time: 2020/03/16 - 21:54
Limit: FCC_Part15.407_RE(3m)	Engineer: Kevin Ker
Probe: BBHA 9120D_1-18GHz	Polarity: Vertical
EUT: ACCESS POINT	Power: By PoE
Test Mode: Transmit by 802.11ax-HE20 at Channel 5745MHz	



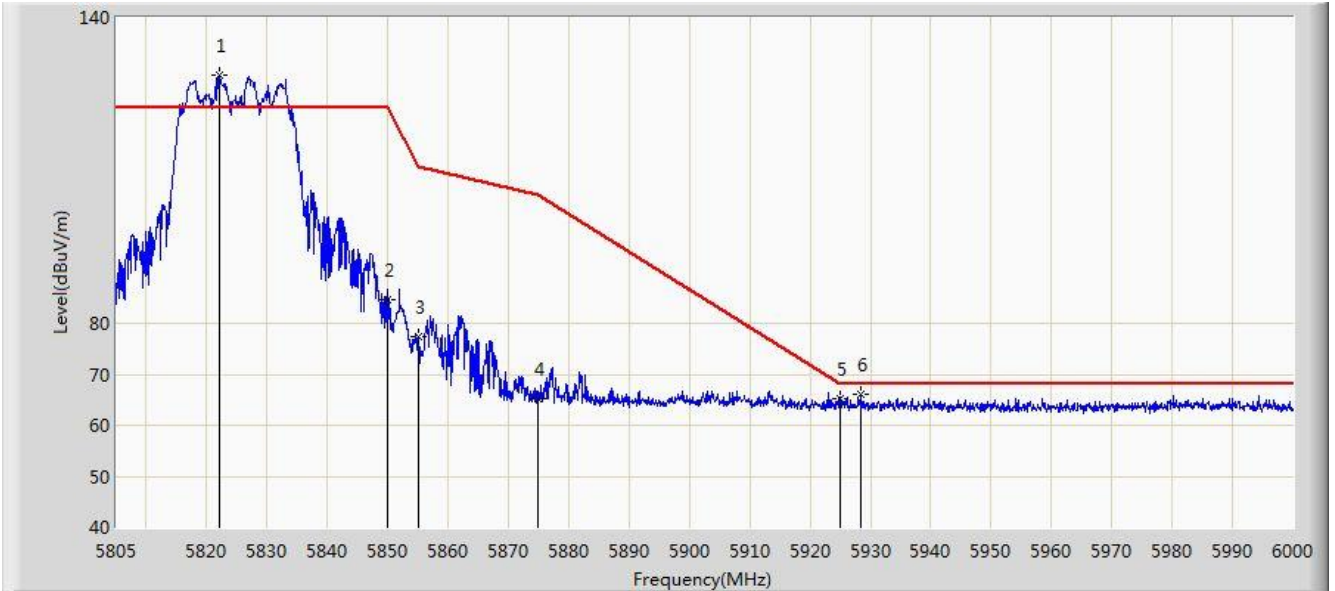
No	Flag	Mark	Frequency (MHz)	Measure Level (dBuV/m)	Reading Level (dBuV)	Margin (dB)	Limit (dBuV/m)	Factor	Type
1			5641.993	66.950	62.534	-1.250	68.200	4.416	PK
2			5650.000	64.210	59.764	-3.990	68.200	4.446	PK
3			5700.000	65.614	60.976	-39.586	105.200	4.638	PK
4			5720.000	76.465	71.750	-34.335	110.800	4.715	PK
5			5725.000	83.118	78.384	-39.082	122.200	4.734	PK
6		*	5743.138	126.307	121.504	N/A	N/A	4.803	PK

Note: Measure Level (dBμV/m) = Reading Level (dBμV) + Factor (dB)

Factor (dB) = Cable Loss (dB) + Antenna Factor (dB/m)



Site: AC1	Time: 2020/03/16 - 21:55
Limit: FCC_Part15.407_RE(3m)	Engineer: Kevin Ker
Probe: BBHA 9120D_1-18GHz	Polarity: Horizontal
EUT: ACCESS POINT	Power: By PoE
Test Mode: Transmit by 802.11ax-HE20 at Channel 5825MHz	

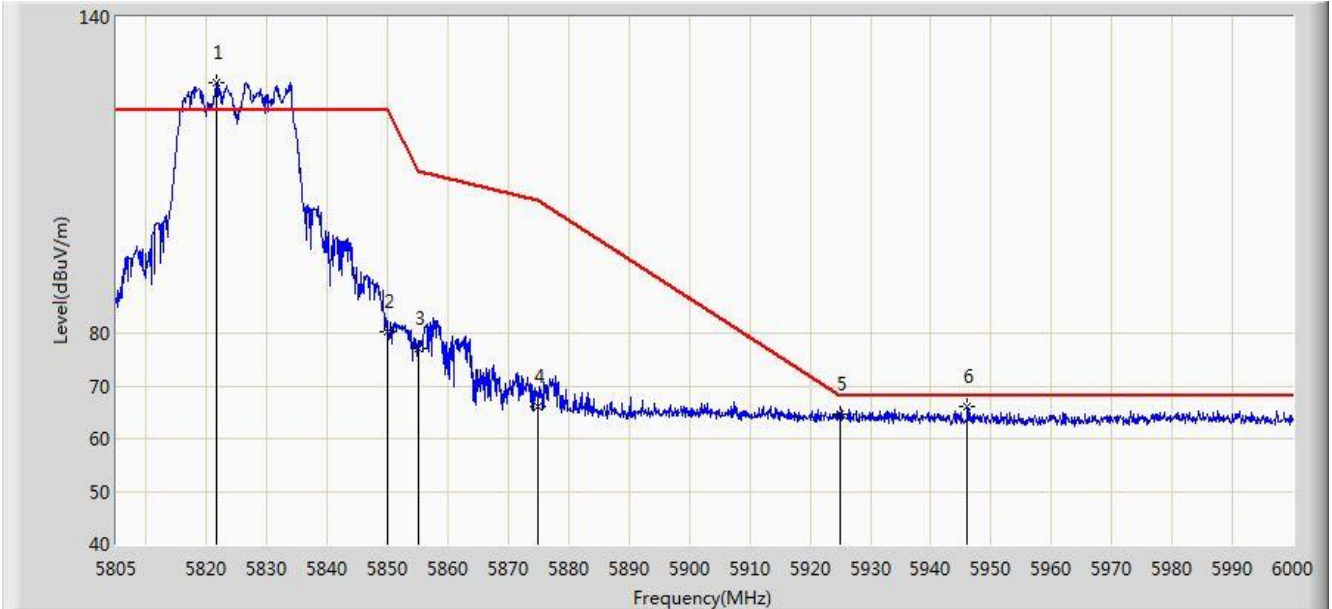


No	Flag	Mark	Frequency (MHz)	Measure Level (dBuV/m)	Reading Level (dBuV)	Margin (dB)	Limit (dBuV/m)	Factor	Type
1		*	5822.062	128.656	123.549	N/A	N/A	5.108	PK
2			5850.000	84.547	79.333	-37.653	122.200	5.214	PK
3			5855.000	77.262	72.029	-33.538	110.800	5.233	PK
4			5875.000	65.230	59.920	-39.970	105.200	5.310	PK
5			5925.000	65.235	59.733	-2.965	68.200	5.502	PK
6			5928.337	66.151	60.636	-2.049	68.200	5.515	PK

Note: Measure Level (dBμV/m) = Reading Level (dBμV) + Factor (dB)

Factor (dB) = Cable Loss (dB) + Antenna Factor (dB/m)

Site: AC1	Time: 2020/03/16 - 21:56
Limit: FCC_Part15.407_RE(3m)	Engineer: Kevin Ker
Probe: BBHA 9120D_1-18GHz	Polarity: Vertical
EUT: ACCESS POINT	Power: By PoE
Test Mode: Transmit by 802.11ax-HE20 at Channel 5825MHz	



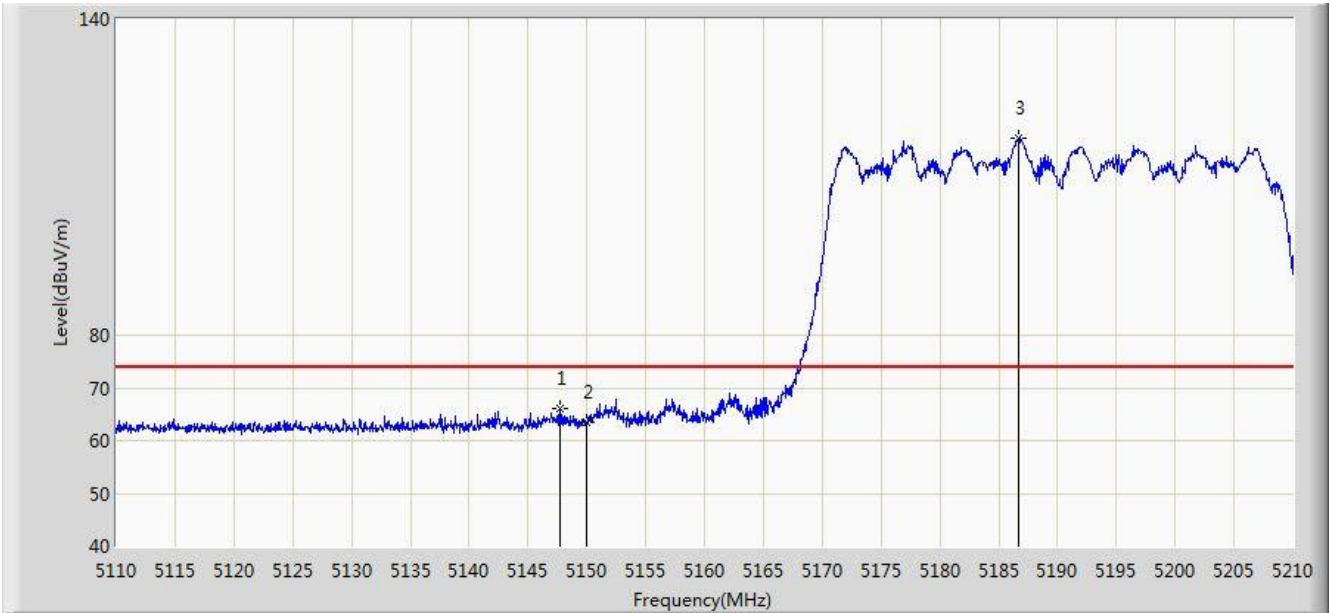
No	Flag	Mark	Frequency (MHz)	Measure Level (dBuV/m)	Reading Level (dBuV)	Margin (dB)	Limit (dBuV/m)	Factor	Type
1		*	5821.672	127.636	122.531	N/A	N/A	5.105	PK
2			5850.000	80.386	75.172	-41.814	122.200	5.214	PK
3			5855.000	77.008	71.775	-33.792	110.800	5.233	PK
4			5875.000	66.225	60.915	-38.975	105.200	5.310	PK
5			5925.000	64.746	59.244	-3.454	68.200	5.502	PK
6			5945.985	66.067	60.484	-2.133	68.200	5.583	PK

Note: Measure Level (dBμV/m) = Reading Level (dBμV) + Factor (dB)

Factor (dB) = Cable Loss (dB) + Antenna Factor (dB/m)



Site: AC1	Time: 2020/03/16 - 21:58
Limit: FCC_Part15.209_RE(3m)	Engineer: Kevin Ker
Probe: BBHA 9120D_1-18GHz	Polarity: Horizontal
EUT: ACCESS POINT	Power: By PoE
Test Mode: Transmit by 802.11ax-HE40 at Channel 5190MHz	



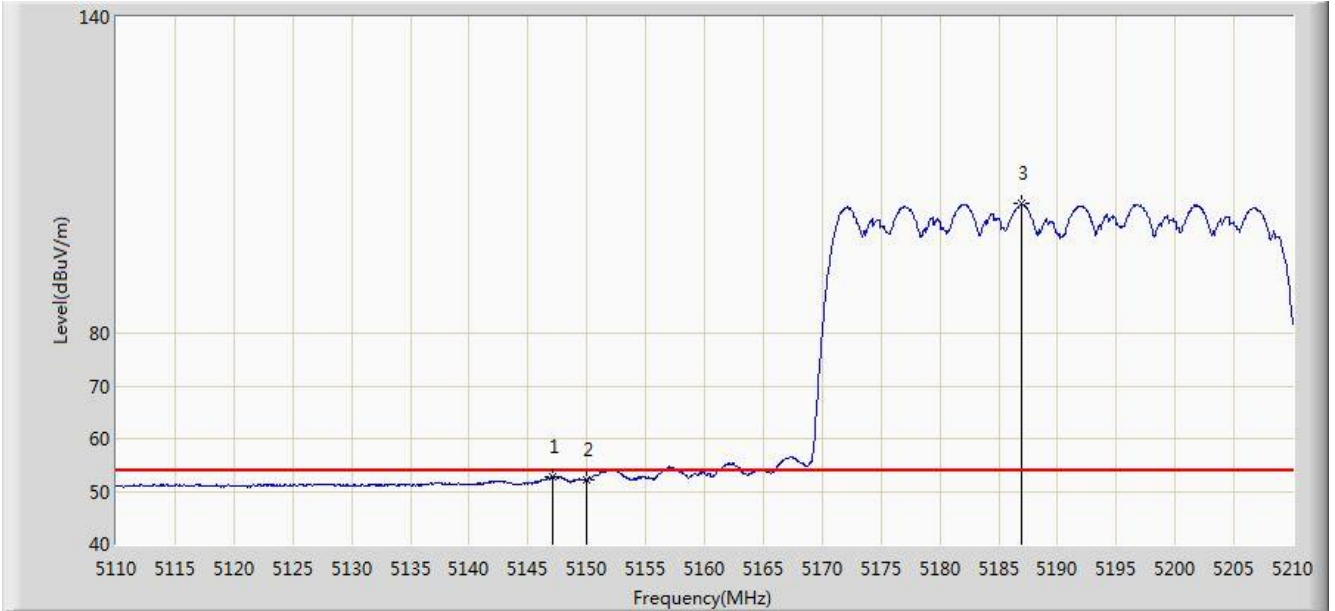
No	Flag	Mark	Frequency (MHz)	Measure Level (dBuV/m)	Reading Level (dBuV)	Margin (dB)	Limit (dBuV/m)	Factor	Type
1			5147.700	65.965	62.320	-8.035	74.000	3.645	PK
2			5150.000	63.391	59.745	-10.609	74.000	3.646	PK
3		*	5186.650	117.296	113.627	N/A	N/A	3.669	PK

Note: Measure Level (dBμV/m) = Reading Level (dBμV) + Factor (dB)

Factor (dB) = Cable Loss (dB) + Antenna Factor (dB/m)



Site: AC1	Time: 2020/03/16 - 22:00
Limit: FCC_Part15.209_RE(3m)	Engineer: Kevin Ker
Probe: BBHA 9120D_1-18GHz	Polarity: Horizontal
EUT: ACCESS POINT	Power: By PoE
Test Mode: Transmit by 802.11ax-HE40 at Channel 5190MHz	



No	Flag	Mark	Frequency (MHz)	Measure Level (dBuV/m)	Reading Level (dBuV)	Margin (dB)	Limit (dBuV/m)	Factor	Type
1			5147.100	52.740	49.096	-1.260	54.000	3.644	AV
2			5150.000	52.262	48.616	-1.738	54.000	3.646	AV
3		*	5186.950	104.501	100.831	N/A	N/A	3.669	AV

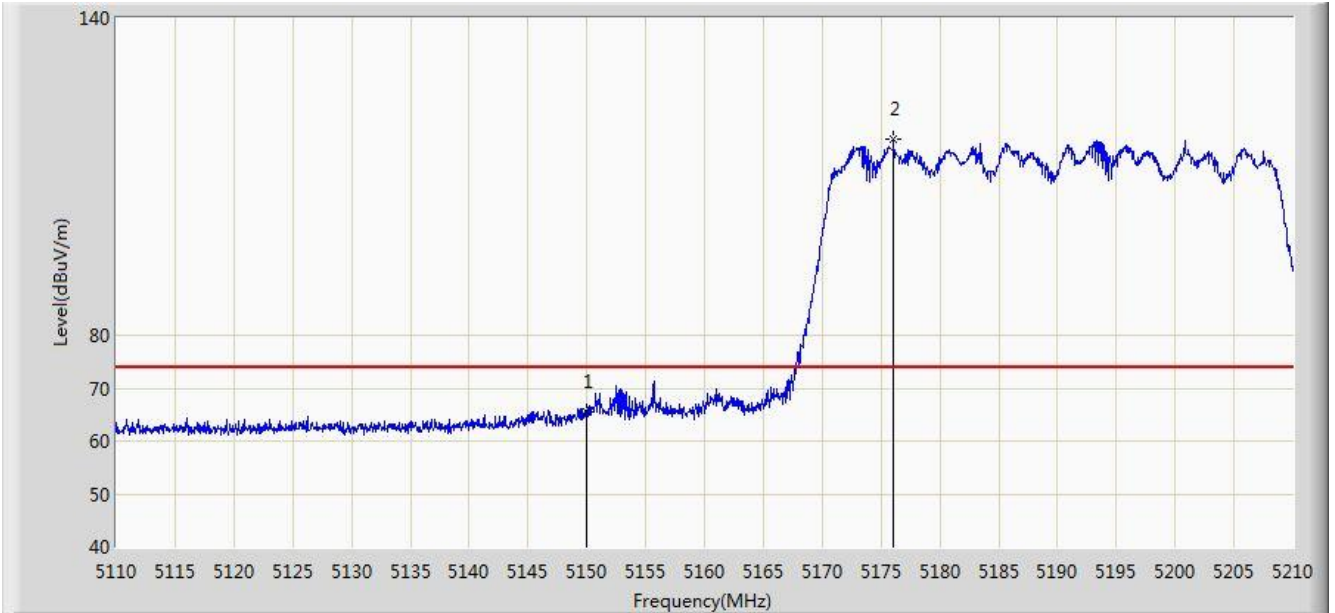
Note: Measure Level (dBμV/m) = Reading Level (dBμV) + Factor (dB)

Factor (dB) = Cable Loss (dB) + Antenna Factor (dB/m)





Site: AC1	Time: 2020/03/16 - 22:02
Limit: FCC_Part15.209_RE(3m)	Engineer: Kevin Ker
Probe: BBHA 9120D_1-18GHz	Polarity: Vertical
EUT: ACCESS POINT	Power: By PoE
Test Mode: Transmit by 802.11ax-HE40 at Channel 5190MHz	



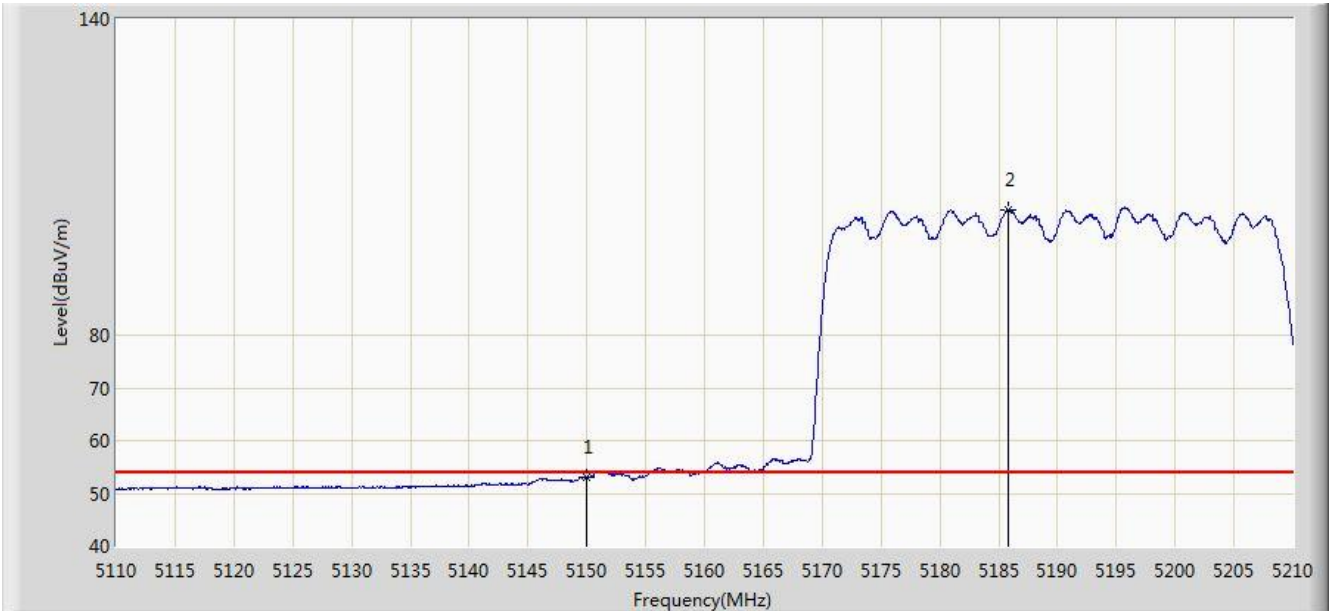
No	Flag	Mark	Frequency (MHz)	Measure Level (dBuV/m)	Reading Level (dBuV)	Margin (dB)	Limit (dBuV/m)	Factor	Type
1			5150.000	65.648	62.002	-8.352	74.000	3.646	PK
2		*	5176.050	117.230	113.568	N/A	N/A	3.662	PK

Note: Measure Level (dB $\mu$ V/m) = Reading Level (dB $\mu$ V) + Factor (dB)

Factor (dB) = Cable Loss (dB) + Antenna Factor (dB/m)



Site: AC1	Time: 2020/03/16 - 22:02
Limit: FCC_Part15.209_RE(3m)	Engineer: Kevin Ker
Probe: BBHA 9120D_1-18GHz	Polarity: Vertical
EUT: ACCESS POINT	Power: By PoE
Test Mode: Transmit by 802.11ax-HE40 at Channel 5190MHz	



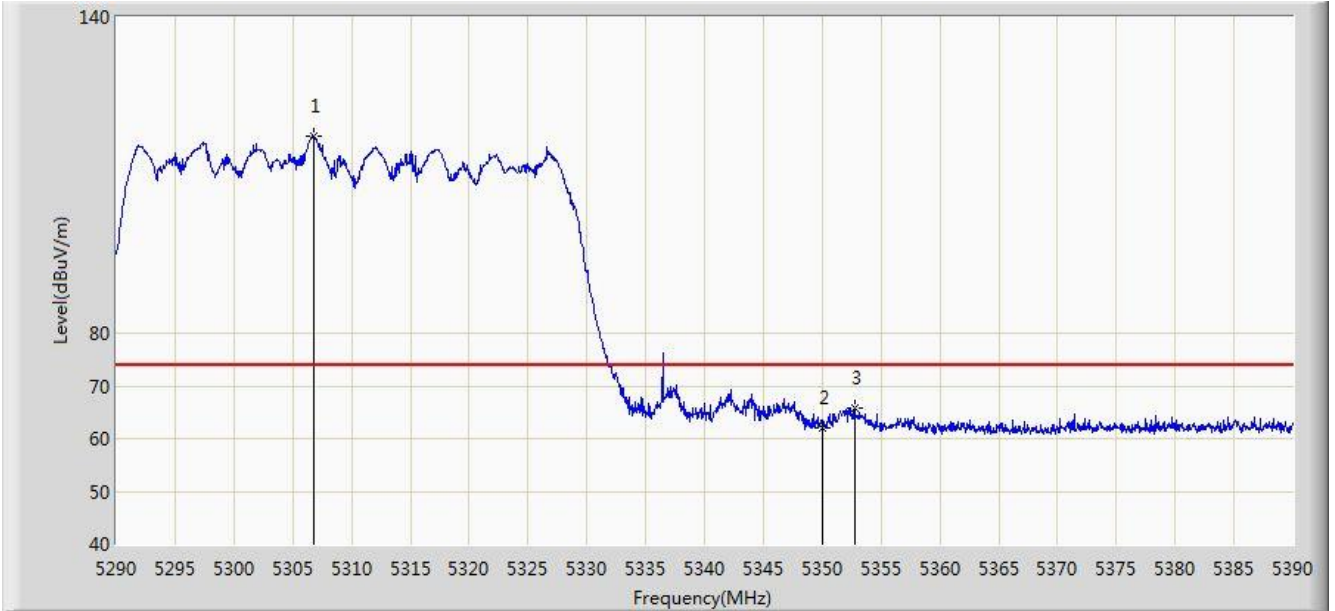
No	Flag	Mark	Frequency (MHz)	Measure Level (dBuV/m)	Reading Level (dBuV)	Margin (dB)	Limit (dBuV/m)	Factor	Type
1			5150.000	52.976	49.330	-1.024	54.000	3.646	AV
2		*	5185.850	103.842	100.173	N/A	N/A	3.669	AV

Note: Measure Level (dBμV/m) = Reading Level (dBμV) + Factor (dB)

Factor (dB) = Cable Loss (dB) + Antenna Factor (dB/m)



Site: AC1	Time: 2020/03/16 - 22:07
Limit: FCC_Part15.209_RE(3m)	Engineer: Kevin Ker
Probe: BBHA 9120D_1-18GHz	Polarity: Horizontal
EUT: ACCESS POINT	Power: By PoE
Test Mode: Transmit by 802.11ax-HE40 at Channel 5310MHz	



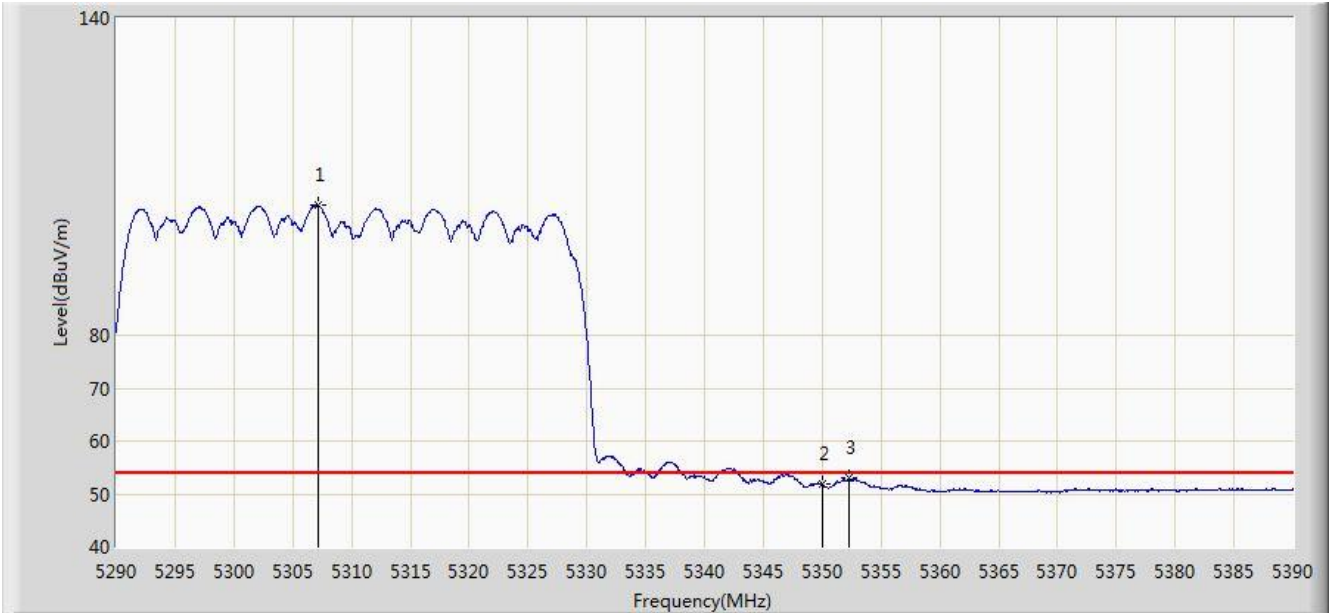
No	Flag	Mark	Frequency (MHz)	Measure Level (dBuV/m)	Reading Level (dBuV)	Margin (dB)	Limit (dBuV/m)	Factor	Type
1		*	5306.750	117.363	113.617	N/A	N/A	3.746	PK
2			5350.000	62.143	58.369	-11.857	74.000	3.774	PK
3			5352.750	65.690	61.915	-8.310	74.000	3.775	PK

Note: Measure Level (dBμV/m) = Reading Level (dBμV) + Factor (dB)

Factor (dB) = Cable Loss (dB) + Antenna Factor (dB/m)



Site: AC1	Time: 2020/03/16 - 22:08
Limit: FCC_Part15.209_RE(3m)	Engineer: Kevin Ker
Probe: BBHA 9120D_1-18GHz	Polarity: Horizontal
EUT: ACCESS POINT	Power: By PoE
Test Mode: Transmit by 802.11ax-HE40 at Channel 5310MHz	



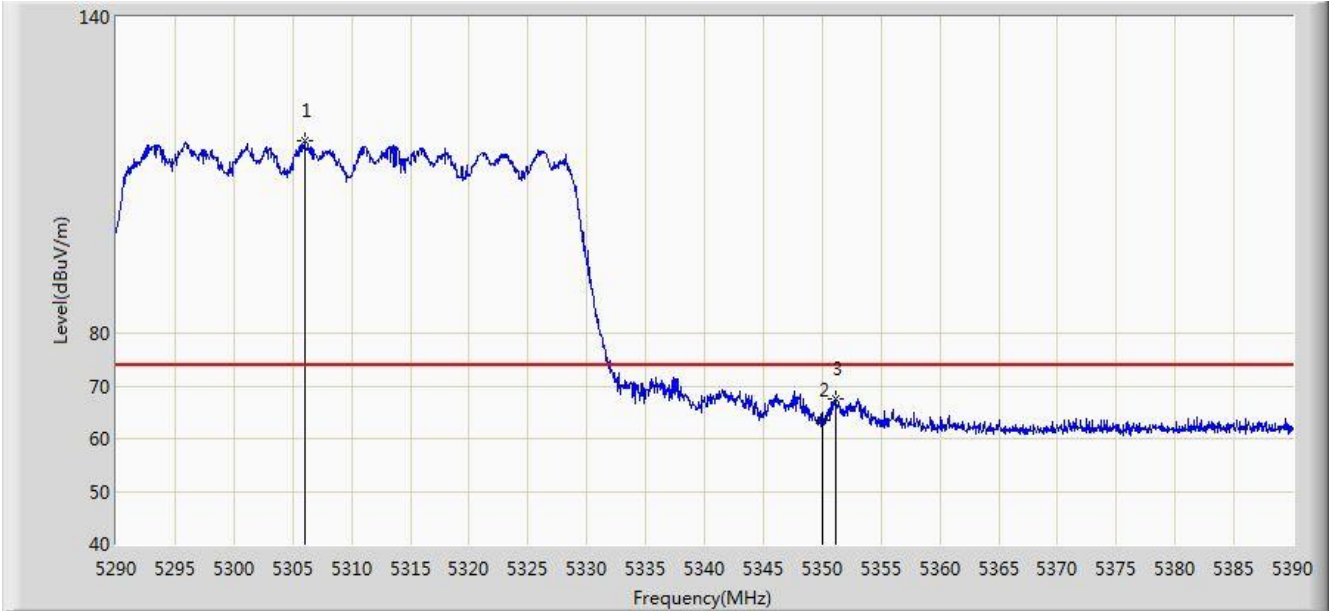
No	Flag	Mark	Frequency (MHz)	Measure Level (dBuV/m)	Reading Level (dBuV)	Margin (dB)	Limit (dBuV/m)	Factor	Type
1		*	5307.200	104.535	100.788	N/A	N/A	3.747	AV
2			5350.000	51.774	48.000	-2.226	54.000	3.774	AV
3			5352.300	52.901	49.126	-1.099	54.000	3.775	AV

Note: Measure Level (dBμV/m) = Reading Level (dBμV) + Factor (dB)

Factor (dB) = Cable Loss (dB) + Antenna Factor (dB/m)



Site: AC1	Time: 2020/03/16 - 22:12
Limit: FCC_Part15.209_RE(3m)	Engineer: Kevin Ker
Probe: BBHA 9120D_1-18GHz	Polarity: Vertical
EUT: ACCESS POINT	Power: By PoE
Test Mode: Transmit by 802.11ax-HE40 at Channel 5310MHz	



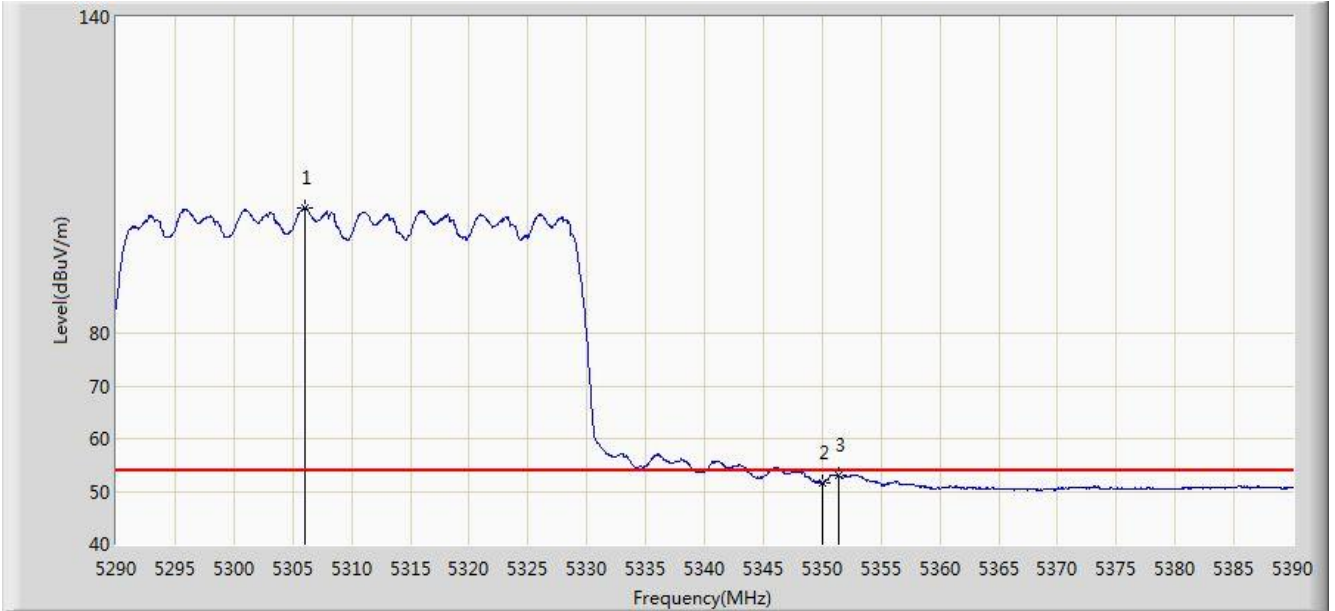
No	Flag	Mark	Frequency (MHz)	Measure Level (dBuV/m)	Reading Level (dBuV)	Margin (dB)	Limit (dBuV/m)	Factor	Type
1		*	5306.000	116.593	112.847	N/A	N/A	3.746	PK
2			5350.000	63.336	59.562	-10.664	74.000	3.774	PK
3			5351.200	67.516	63.741	-6.484	74.000	3.775	PK

Note: Measure Level (dBμV/m) = Reading Level (dBμV) + Factor (dB)

Factor (dB) = Cable Loss (dB) + Antenna Factor (dB/m)



Site: AC1	Time: 2020/03/16 - 22:12
Limit: FCC_Part15.209_RE(3m)	Engineer: Kevin Ker
Probe: BBHA 9120D_1-18GHz	Polarity: Vertical
EUT: ACCESS POINT	Power: By PoE
Test Mode: Transmit by 802.11ax-HE40 at Channel 5310MHz	



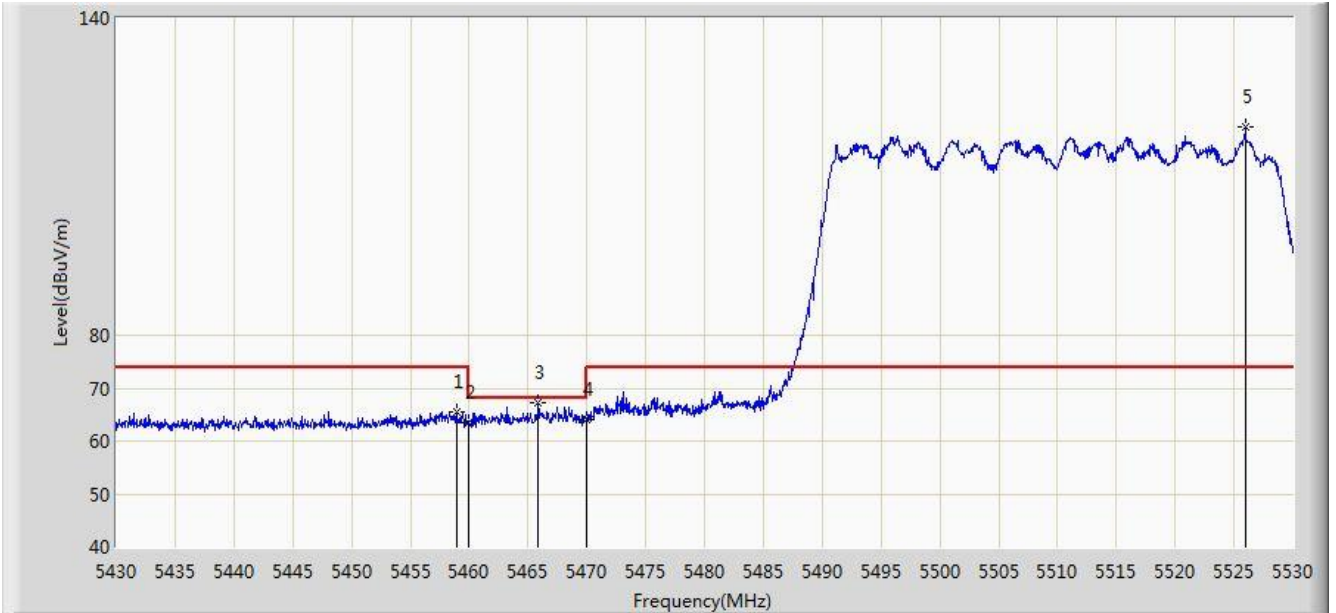
No	Flag	Mark	Frequency (MHz)	Measure Level (dBuV/m)	Reading Level (dBuV)	Margin (dB)	Limit (dBuV/m)	Factor	Type
1		*	5306.100	103.701	99.955	N/A	N/A	3.746	AV
2			5350.000	51.681	47.907	-2.319	54.000	3.774	AV
3			5351.400	52.956	49.181	-1.044	54.000	3.774	AV

Note: Measure Level (dBμV/m) = Reading Level (dBμV) + Factor (dB)

Factor (dB) = Cable Loss (dB) + Antenna Factor (dB/m)



Site: AC1	Time: 2020/03/16 - 22:16
Limit: FCC_Part15.209_RE(3m)	Engineer: Kevin Ker
Probe: BBHA 9120D_1-18GHz	Polarity: Vertical
EUT: ACCESS POINT	Power: By PoE
Test Mode: Transmit by 802.11ax-HE40 at Channel 5510MHz	



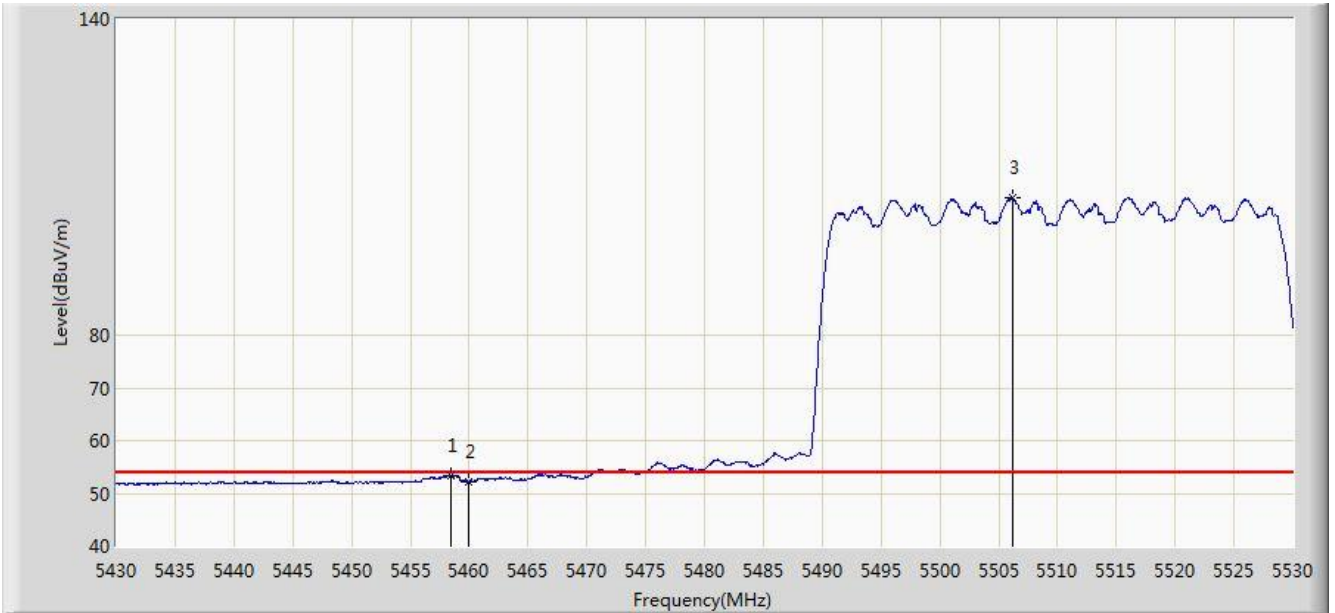
No	Flag	Mark	Frequency (MHz)	Measure Level (dBuV/m)	Reading Level (dBuV)	Margin (dB)	Limit (dBuV/m)	Factor	Type
1			5458.950	65.611	61.768	-8.389	74.000	3.843	PK
2			5460.000	63.504	59.660	-10.496	74.000	3.844	PK
3			5465.850	67.206	63.358	-0.994	68.200	3.848	PK
4			5470.000	64.149	60.298	-4.051	68.200	3.850	PK
5		*	5526.000	119.279	115.309	N/A	N/A	3.970	PK

Note: Measure Level (dBμV/m) = Reading Level (dBμV) + Factor (dB)

Factor (dB) = Cable Loss (dB) + Antenna Factor (dB/m)



Site: AC1	Time: 2020/03/16 - 22:18
Limit: FCC_Part15.209_RE(3m)	Engineer: Kevin Ker
Probe: BBHA 9120D_1-18GHz	Polarity: Vertical
EUT: ACCESS POINT	Power: By PoE
Test Mode: Transmit by 802.11ax-HE40 at Channel 5510MHz	



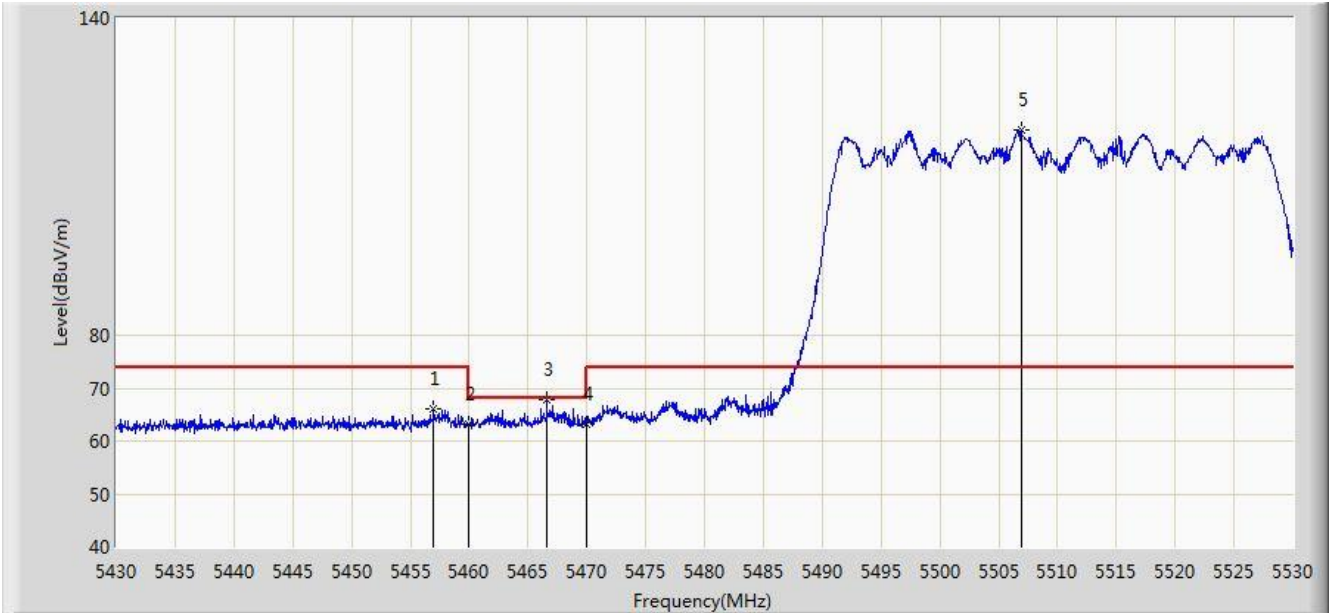
No	Flag	Mark	Frequency (MHz)	Measure Level (dBuV/m)	Reading Level (dBuV)	Margin (dB)	Limit (dBuV/m)	Factor	Type
1			5458.400	53.275	49.432	-0.725	54.000	3.843	AV
2			5460.000	52.188	48.344	-1.812	54.000	3.844	AV
3		*	5506.150	106.109	102.215	N/A	N/A	3.893	AV

Note: Measure Level (dBμV/m) = Reading Level (dBμV) + Factor (dB)

Factor (dB) = Cable Loss (dB) + Antenna Factor (dB/m)



Site: AC1	Time: 2020/03/16 - 22:20
Limit: FCC_Part15.209_RE(3m)	Engineer: Kevin Ker
Probe: BBHA 9120D_1-18GHz	Polarity: Horizontal
EUT: ACCESS POINT	Power: By PoE
Test Mode: Transmit by 802.11ax-HE40 at Channel 5510MHz	

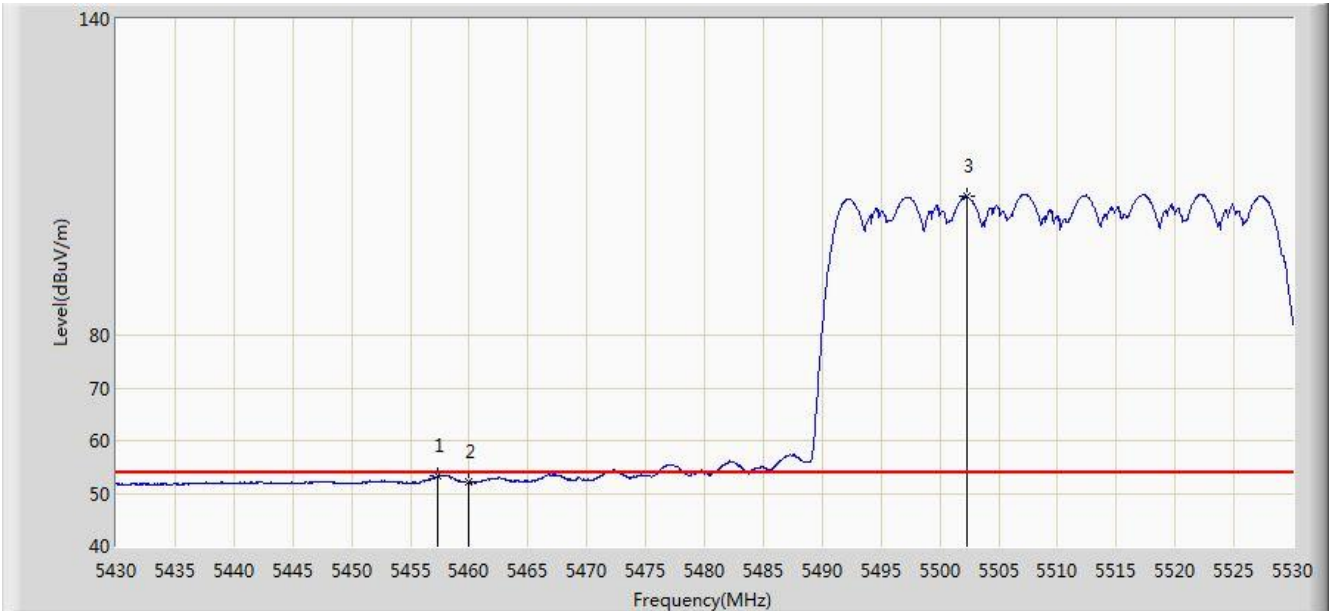


No	Flag	Mark	Frequency (MHz)	Measure Level (dBuV/m)	Reading Level (dBuV)	Margin (dB)	Limit (dBuV/m)	Factor	Type
1			5457.000	66.136	62.294	-7.864	74.000	3.842	PK
2			5460.000	63.112	59.268	-10.888	74.000	3.844	PK
3			5466.600	67.774	63.926	-0.426	68.200	3.848	PK
4			5470.000	63.072	59.221	-5.128	68.200	3.850	PK
5		*	5506.900	118.730	114.833	N/A	N/A	3.896	PK

Note: Measure Level (dBμV/m) = Reading Level (dBμV) + Factor (dB)

Factor (dB) = Cable Loss (dB) + Antenna Factor (dB/m)

Site: AC1	Time: 2020/03/16 - 22:20
Limit: FCC_Part15.209_RE(3m)	Engineer: Kevin Ker
Probe: BBHA 9120D_1-18GHz	Polarity: Horizontal
EUT: ACCESS POINT	Power: By PoE
Test Mode: Transmit by 802.11ax-HE40 at Channel 5510MHz	



No	Flag	Mark	Frequency (MHz)	Measure Level (dBuV/m)	Reading Level (dBuV)	Margin (dB)	Limit (dBuV/m)	Factor	Type
1			5457.350	53.282	49.440	-0.718	54.000	3.842	AV
2			5460.000	52.092	48.248	-1.908	54.000	3.844	AV
3		*	5502.300	106.334	102.449	N/A	N/A	3.885	AV

Note: Measure Level (dBμV/m) = Reading Level (dBμV) + Factor (dB)

Factor (dB) = Cable Loss (dB) + Antenna Factor (dB/m)



Site: AC1	Time: 2020/03/16 - 22:24
Limit: FCC_Part15.209_RE(3m)	Engineer: Kevin Ker
Probe: BBHA 9120D_1-18GHz	Polarity: Vertical
EUT: ACCESS POINT	Power: By PoE
Test Mode: Transmit by 802.11ax-HE40 at Channel 5670MHz	



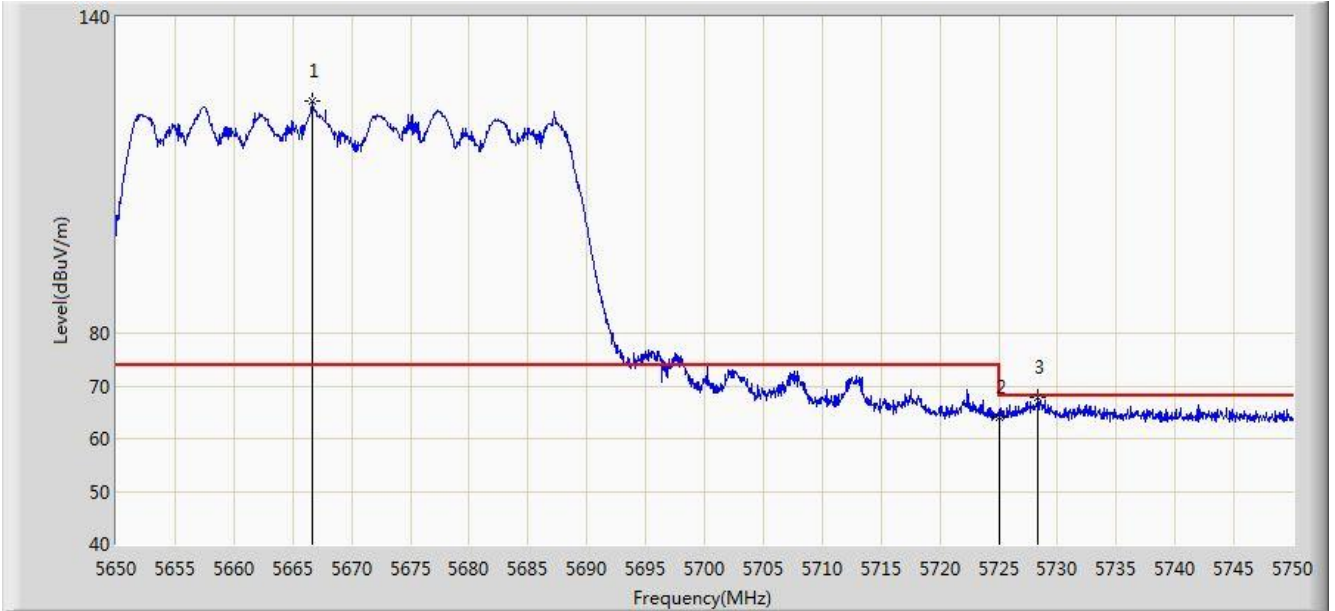
No	Flag	Mark	Frequency (MHz)	Measure Level (dBuV/m)	Reading Level (dBuV)	Margin (dB)	Limit (dBuV/m)	Factor	Type
1		*	5681.250	122.726	118.160	N/A	N/A	4.565	PK
2			5725.000	66.094	61.360	-2.106	68.200	4.734	PK
3			5731.050	67.860	63.103	-0.340	68.200	4.757	PK

Note: Measure Level (dBμV/m) = Reading Level (dBμV) + Factor (dB)

Factor (dB) = Cable Loss (dB) + Antenna Factor (dB/m)



Site: AC1	Time: 2020/03/16 - 22:25
Limit: FCC_Part15.209_RE(3m)	Engineer: Kevin Ker
Probe: BBHA 9120D_1-18GHz	Polarity: Horizontal
EUT: ACCESS POINT	Power: By PoE
Test Mode: Transmit by 802.11ax-HE40 at Channel 5670MHz	



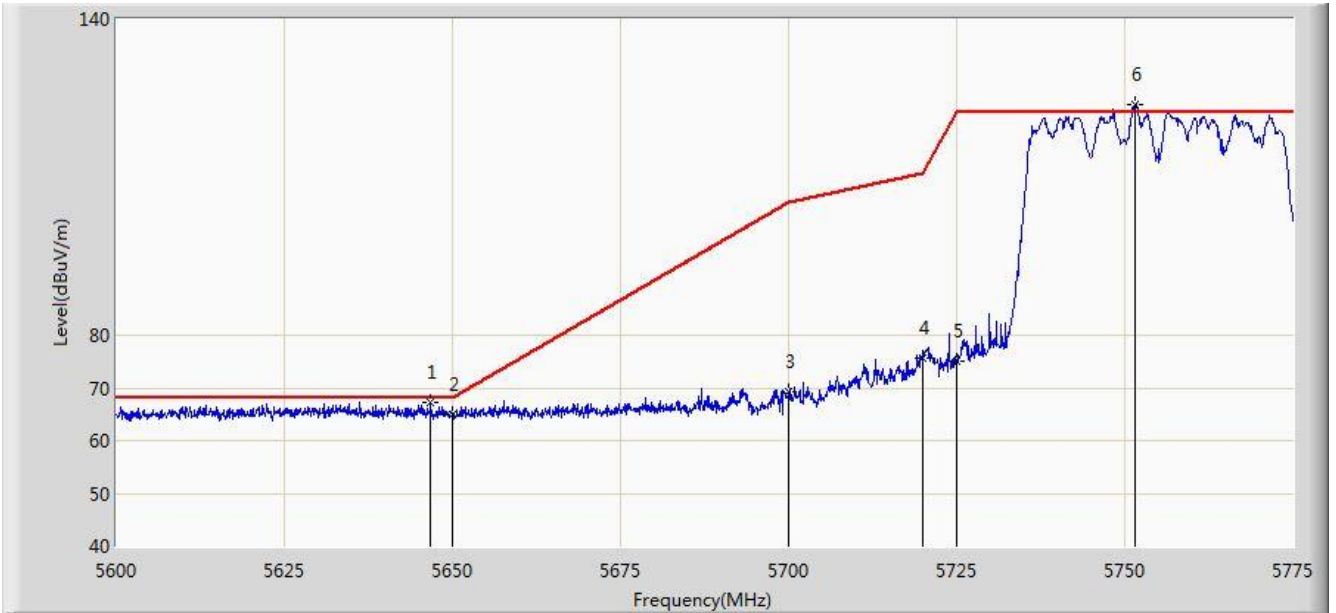
No	Flag	Mark	Frequency (MHz)	Measure Level (dBuV/m)	Reading Level (dBuV)	Margin (dB)	Limit (dBuV/m)	Factor	Type
1		*	5666.650	124.028	119.518	N/A	N/A	4.510	PK
2			5725.000	64.177	59.443	-4.023	68.200	4.734	PK
3			5728.350	67.830	63.083	-0.370	68.200	4.747	PK

Note: Measure Level (dBμV/m) = Reading Level (dBμV) + Factor (dB)

Factor (dB) = Cable Loss (dB) + Antenna Factor (dB/m)



Site: AC1	Time: 2020/03/16 - 22:26
Limit: FCC_Part15.407_RE(3m)	Engineer: Kevin Ker
Probe: BBHA 9120D_1-18GHz	Polarity: Vertical
EUT: ACCESS POINT	Power: By PoE
Test Mode: Transmit by 802.11ax-HE40 at Channel 5755MHz	



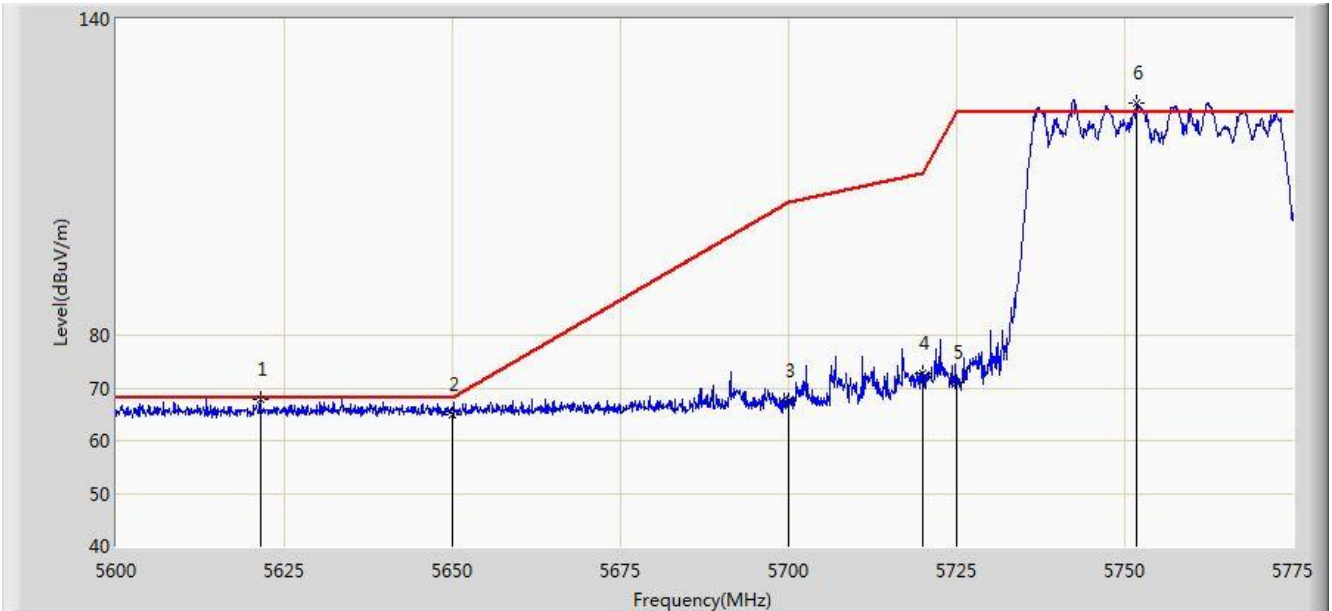
No	Flag	Mark	Frequency (MHz)	Measure Level (dBuV/m)	Reading Level (dBuV)	Margin (dB)	Limit (dBuV/m)	Factor	Type
1			5646.725	67.213	62.779	-0.987	68.200	4.434	PK
2			5650.000	65.007	60.561	-3.193	68.200	4.446	PK
3			5700.000	69.175	64.537	-36.025	105.200	4.638	PK
4			5720.000	75.682	70.967	-35.118	110.800	4.715	PK
5			5725.000	75.073	70.339	-47.127	122.200	4.734	PK
6		*	5751.462	123.744	118.909	N/A	N/A	4.835	PK

Note: Measure Level (dBμV/m) = Reading Level (dBμV) + Factor (dB)

Factor (dB) = Cable Loss (dB) + Antenna Factor (dB/m)



Site: AC1	Time: 2020/03/16 - 22:30
Limit: FCC_Part15.407_RE(3m)	Engineer: Kevin Ker
Probe: BBHA 9120D_1-18GHz	Polarity: Horizontal
EUT: ACCESS POINT	Power: By PoE
Test Mode: Transmit by 802.11ax-HE40 at Channel 5755MHz	



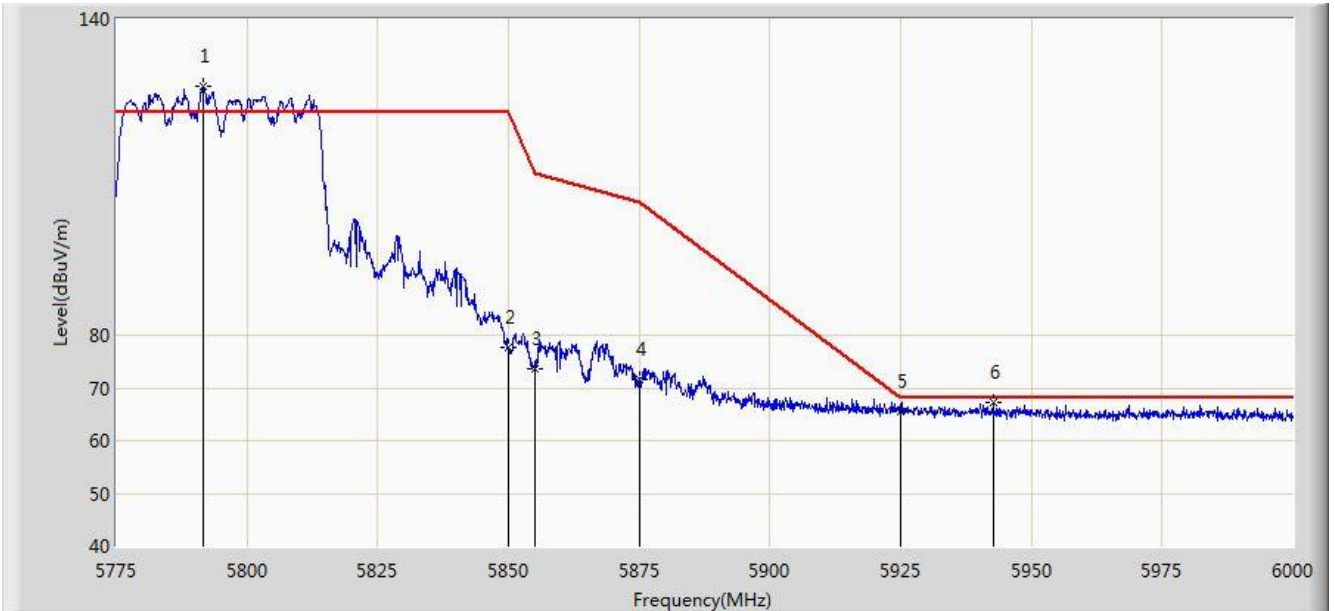
No	Flag	Mark	Frequency (MHz)	Measure Level (dBuV/m)	Reading Level (dBuV)	Margin (dB)	Limit (dBuV/m)	Factor	Type
1			5621.437	67.772	63.436	-0.428	68.200	4.336	PK
2			5650.000	65.025	60.579	-3.175	68.200	4.446	PK
3			5700.000	67.442	62.804	-37.758	105.200	4.638	PK
4			5720.000	72.634	67.919	-38.166	110.800	4.715	PK
5			5725.000	71.037	66.303	-51.163	122.200	4.734	PK
6		*	5751.812	123.952	119.115	N/A	N/A	4.836	PK

Note: Measure Level (dBμV/m) = Reading Level (dBμV) + Factor (dB)

Factor (dB) = Cable Loss (dB) + Antenna Factor (dB/m)



Site: AC1	Time: 2020/03/16 - 22:31
Limit: FCC_Part15.407_RE(3m)	Engineer: Kevin Ker
Probe: BBHA 9120D_1-18GHz	Polarity: Vertical
EUT: ACCESS POINT	Power: By PoE
Test Mode: Transmit by 802.11ax-HE40 at Channel 5795MHz	



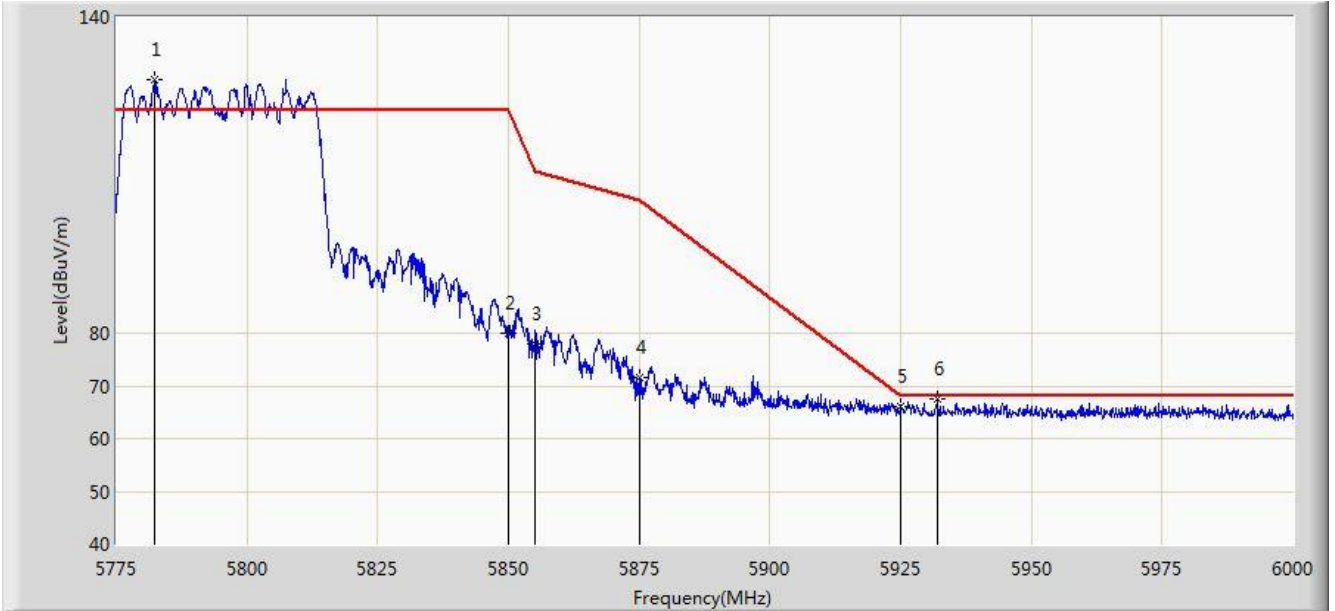
No	Flag	Mark	Frequency (MHz)	Measure Level (dBuV/m)	Reading Level (dBuV)	Margin (dB)	Limit (dBuV/m)	Factor	Type
1		*	5791.650	127.386	122.396	N/A	N/A	4.990	PK
2			5850.000	77.566	72.352	-44.634	122.200	5.214	PK
3			5855.000	73.578	68.345	-37.222	110.800	5.233	PK
4			5875.000	71.725	66.415	-33.475	105.200	5.310	PK
5			5925.000	65.608	60.106	-2.592	68.200	5.502	PK
6			5942.625	67.237	61.667	-0.963	68.200	5.570	PK

Note: Measure Level (dBμV/m) = Reading Level (dBμV) + Factor (dB)

Factor (dB) = Cable Loss (dB) + Antenna Factor (dB/m)



Site: AC1	Time: 2020/03/16 - 22:32
Limit: FCC_Part15.407_RE(3m)	Engineer: Kevin Ker
Probe: BBHA 9120D_1-18GHz	Polarity: Horizontal
EUT: ACCESS POINT	Power: By PoE
Test Mode: Transmit by 802.11ax-HE40 at Channel 5795MHz	



No	Flag	Mark	Frequency (MHz)	Measure Level (dBuV/m)	Reading Level (dBuV)	Margin (dB)	Limit (dBuV/m)	Factor	Type
1		*	5782.425	128.060	123.105	N/A	N/A	4.956	PK
2			5850.000	79.918	74.704	-42.282	122.200	5.214	PK
3			5855.000	78.108	72.875	-32.692	110.800	5.233	PK
4			5875.000	71.462	66.152	-33.738	105.200	5.310	PK
5			5925.000	66.025	60.523	-2.175	68.200	5.502	PK
6			5932.050	67.398	61.869	-0.802	68.200	5.529	PK

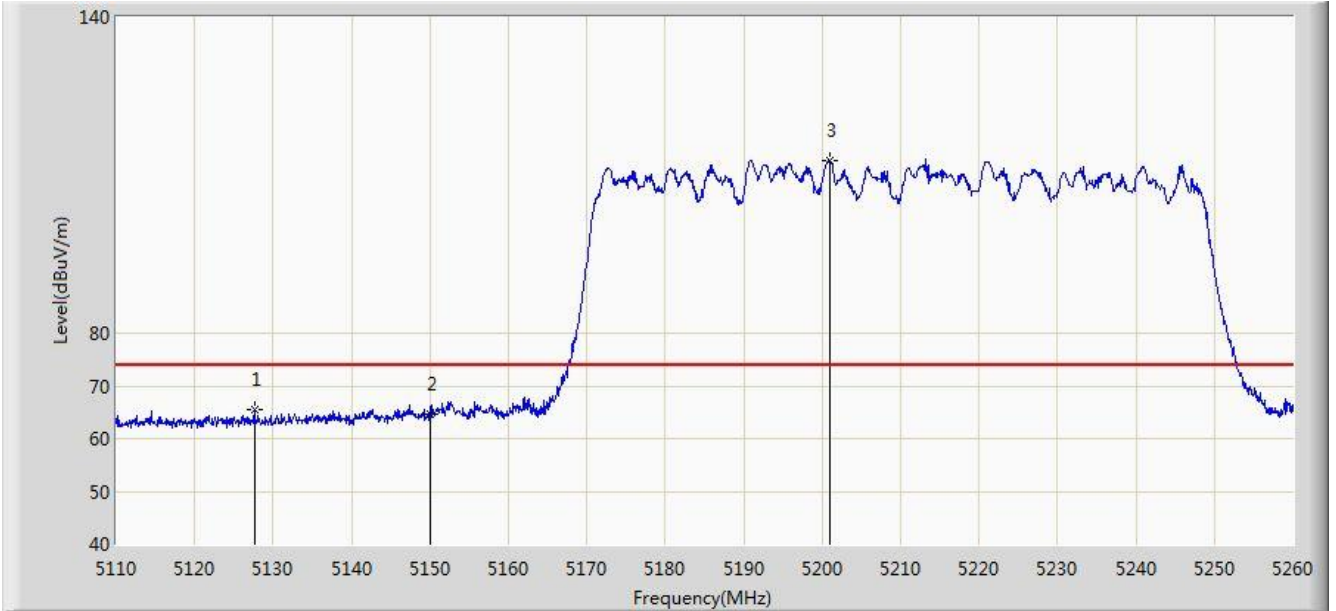
Note: Measure Level (dBμV/m) = Reading Level (dBμV) + Factor (dB)

Factor (dB) = Cable Loss (dB) + Antenna Factor (dB/m)





Site: AC1	Time: 2020/03/16 - 22:37
Limit: FCC_Part15.209_RE(3m)	Engineer: Kevin Ker
Probe: BBHA 9120D_1-18GHz	Polarity: Vertical
EUT: ACCESS POINT	Power: By PoE
Test Mode: Transmit by 802.11ax-HE80 at Channel 5210MHz	



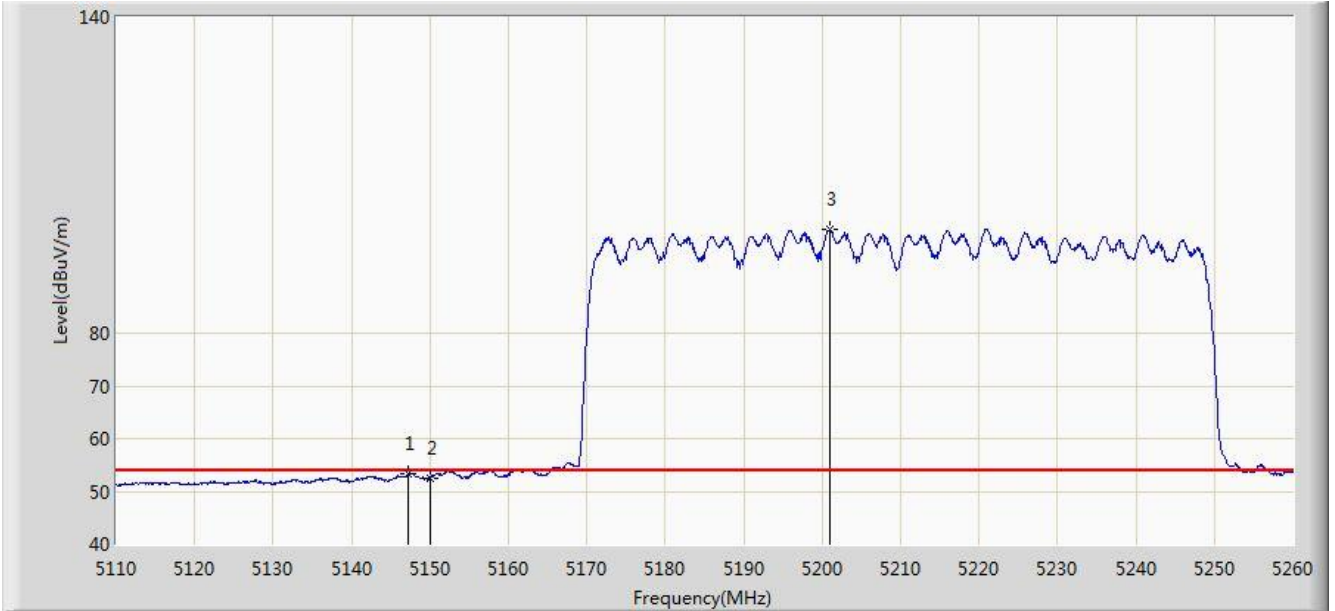
No	Flag	Mark	Frequency (MHz)	Measure Level (dBuV/m)	Reading Level (dBuV)	Margin (dB)	Limit (dBuV/m)	Factor	Type
1			5127.625	65.419	61.787	-8.581	74.000	3.632	PK
2			5150.000	64.523	60.877	-9.477	74.000	3.646	PK
3		*	5200.900	112.831	109.152	N/A	N/A	3.678	PK

Note: Measure Level (dBμV/m) = Reading Level (dBμV) + Factor (dB)

Factor (dB) = Cable Loss (dB) + Antenna Factor (dB/m)



Site: AC1	Time: 2020/03/16 - 22:38
Limit: FCC_Part15.209_RE(3m)	Engineer: Kevin Ker
Probe: BBHA 9120D_1-18GHz	Polarity: Vertical
EUT: ACCESS POINT	Power: By PoE
Test Mode: Transmit by 802.11ax-HE80 at Channel 5210MHz	



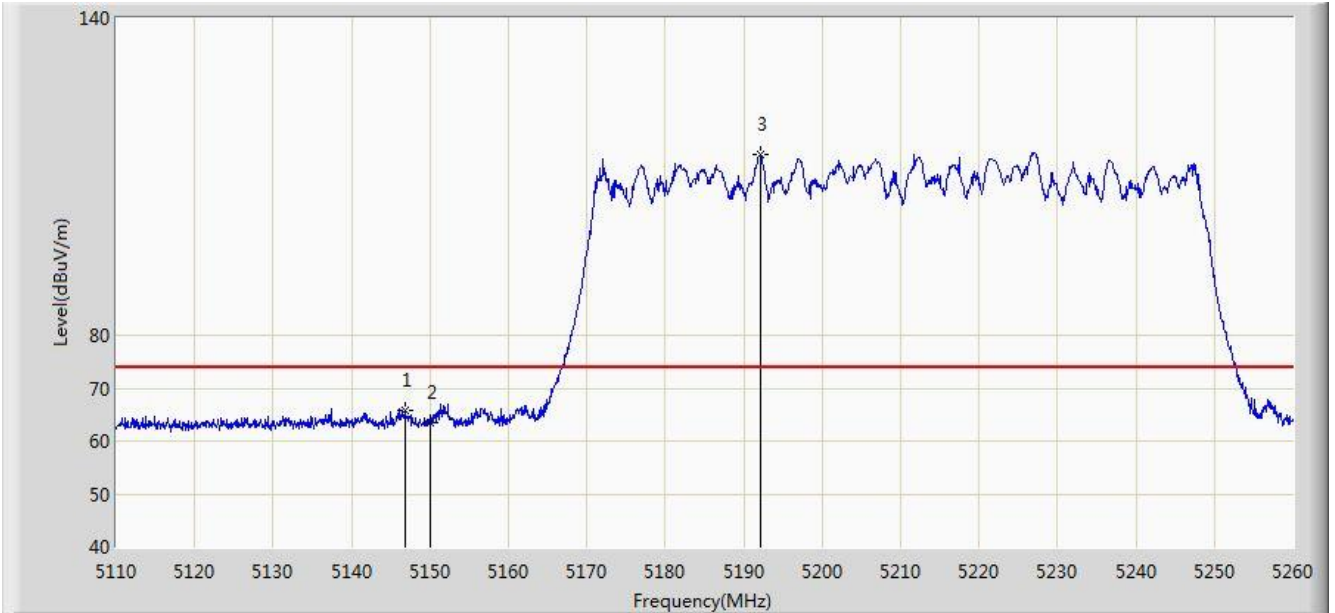
No	Flag	Mark	Frequency (MHz)	Measure Level (dBuV/m)	Reading Level (dBuV)	Margin (dB)	Limit (dBuV/m)	Factor	Type
1			5147.275	53.291	49.646	-0.709	54.000	3.645	AV
2			5150.000	52.565	48.919	-1.435	54.000	3.646	AV
3		*	5200.900	99.598	95.919	N/A	N/A	3.678	AV

Note: Measure Level (dBμV/m) = Reading Level (dBμV) + Factor (dB)

Factor (dB) = Cable Loss (dB) + Antenna Factor (dB/m)



Site: AC1	Time: 2020/03/16 - 22:40
Limit: FCC_Part15.209_RE(3m)	Engineer: Kevin Ker
Probe: BBHA 9120D_1-18GHz	Polarity: Horizontal
EUT: ACCESS POINT	Power: By PoE
Test Mode: Transmit by 802.11ax-HE80 at Channel 5210MHz	



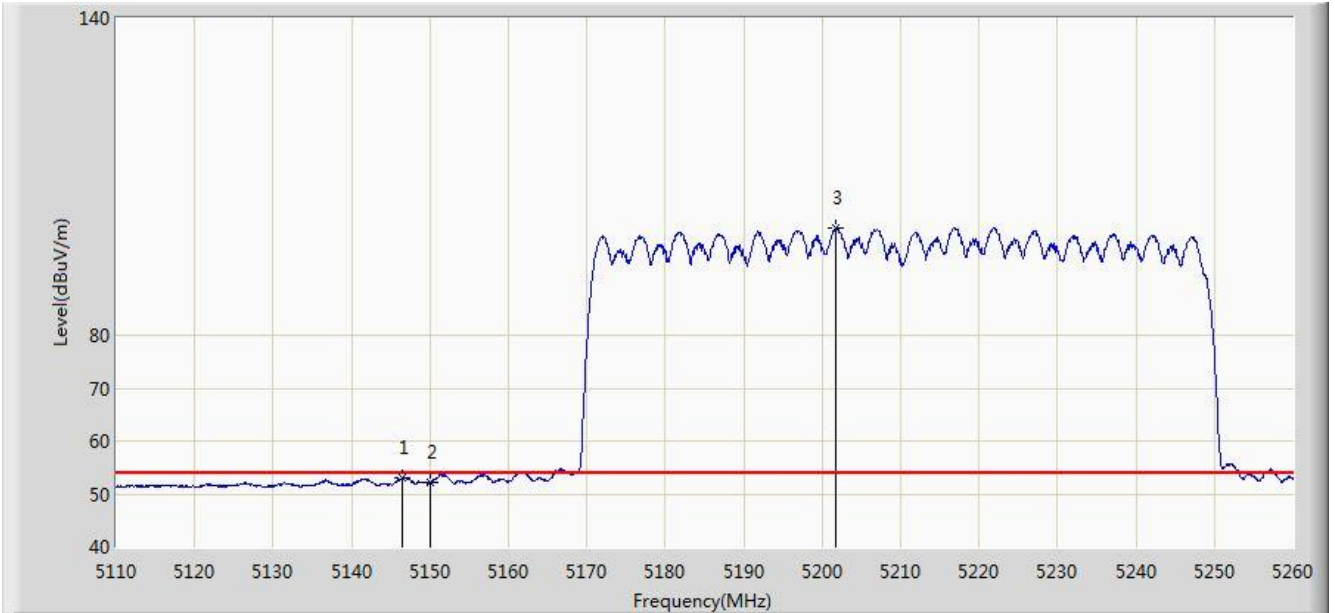
No	Flag	Mark	Frequency (MHz)	Measure Level (dBuV/m)	Reading Level (dBuV)	Margin (dB)	Limit (dBuV/m)	Factor	Type
1			5146.825	65.941	62.297	-8.059	74.000	3.644	PK
2			5150.000	63.522	59.876	-10.478	74.000	3.646	PK
3		*	5192.050	114.077	110.404	N/A	N/A	3.673	PK

Note: Measure Level (dBμV/m) = Reading Level (dBμV) + Factor (dB)

Factor (dB) = Cable Loss (dB) + Antenna Factor (dB/m)



Site: AC1	Time: 2020/03/16 - 22:41
Limit: FCC_Part15.209_RE(3m)	Engineer: Kevin Ker
Probe: BBHA 9120D_1-18GHz	Polarity: Horizontal
EUT: ACCESS POINT	Power: By PoE
Test Mode: Transmit by 802.11ax-HE80 at Channel 5210MHz	



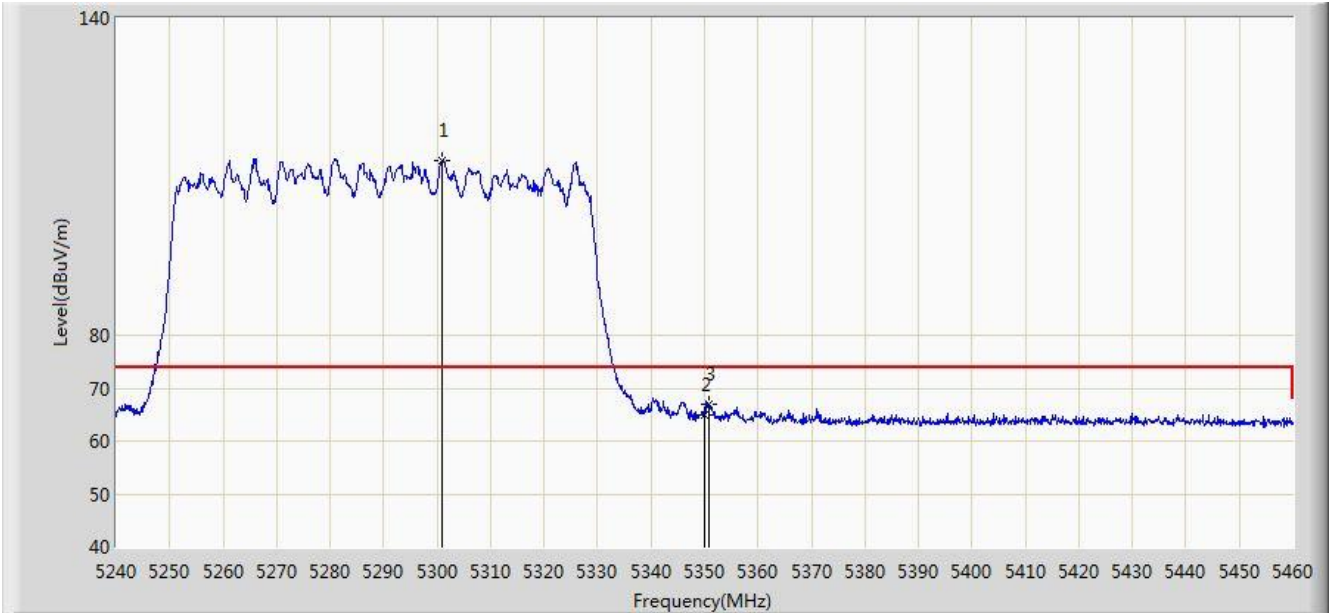
No	Flag	Mark	Frequency (MHz)	Measure Level (dBuV/m)	Reading Level (dBuV)	Margin (dB)	Limit (dBuV/m)	Factor	Type
1			5146.375	53.045	49.401	-0.955	54.000	3.644	AV
2			5150.000	52.038	48.392	-1.962	54.000	3.646	AV
3		*	5201.725	100.265	96.586	N/A	N/A	3.680	AV

Note: Measure Level (dBμV/m) = Reading Level (dBμV) + Factor (dB)

Factor (dB) = Cable Loss (dB) + Antenna Factor (dB/m)



Site: AC1	Time: 2020/03/16 - 22:50
Limit: FCC_Part15.209_RE(3m)	Engineer: Kevin Ker
Probe: BBHA 9120D_1-18GHz	Polarity: Vertical
EUT: ACCESS POINT	Power: By PoE
Test Mode: Transmit by 802.11ax-HE80 at Channel 5290MHz	



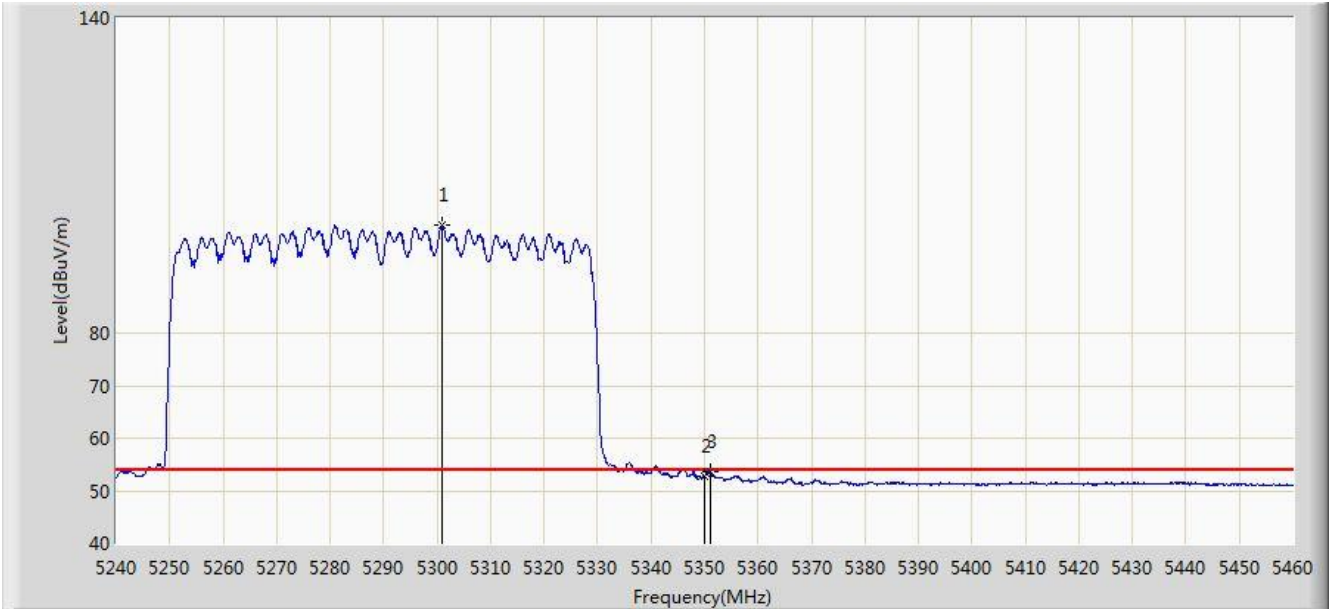
No	Flag	Mark	Frequency (MHz)	Measure Level (dBuV/m)	Reading Level (dBuV)	Margin (dB)	Limit (dBuV/m)	Factor	Type
1		*	5301.050	113.158	109.415	N/A	N/A	3.743	PK
2			5350.000	64.952	61.178	-9.048	74.000	3.774	PK
3			5350.770	66.927	63.153	-7.073	74.000	3.774	PK

Note: Measure Level (dBμV/m) = Reading Level (dBμV) + Factor (dB)

Factor (dB) = Cable Loss (dB) + Antenna Factor (dB/m)



Site: AC1	Time: 2020/03/16 - 22:51
Limit: FCC_Part15.209_RE(3m)	Engineer: Kevin Ker
Probe: BBHA 9120D_1-18GHz	Polarity: Vertical
EUT: ACCESS POINT	Power: By PoE
Test Mode: Transmit by 802.11ax-HE80 at Channel 5290MHz	

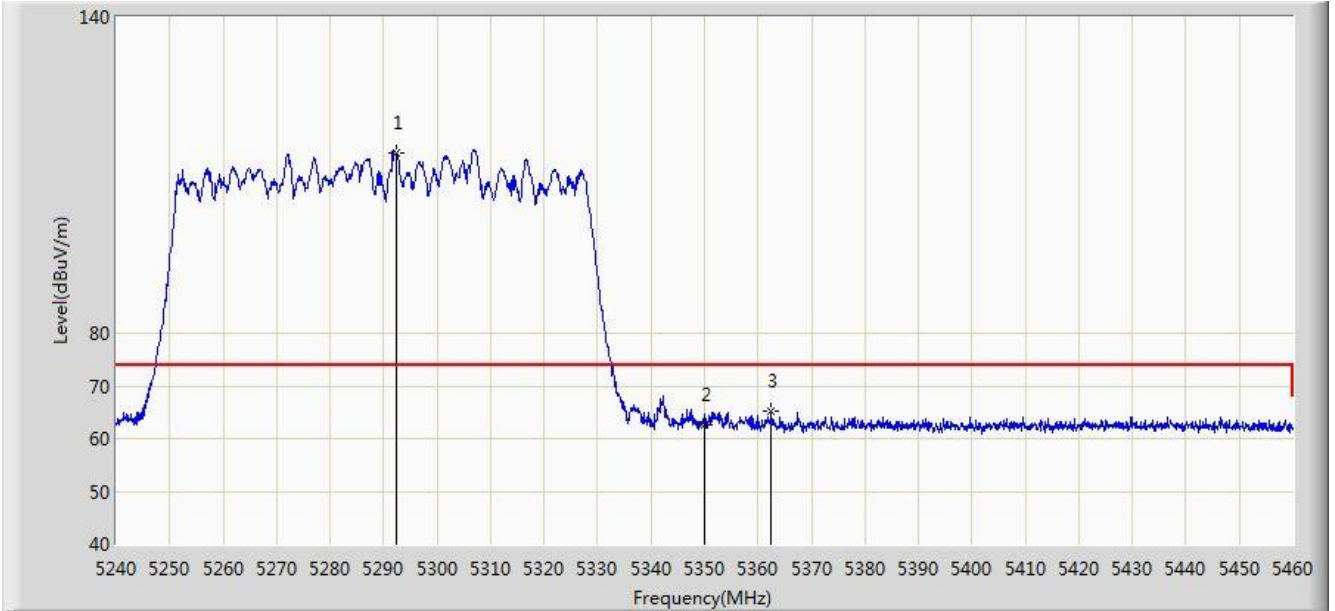


No	Flag	Mark	Frequency (MHz)	Measure Level (dBuV/m)	Reading Level (dBuV)	Margin (dB)	Limit (dBuV/m)	Factor	Type
1		*	5300.940	100.512	96.770	N/A	N/A	3.742	AV
2			5350.000	52.736	48.962	-1.264	54.000	3.774	AV
3			5351.210	53.529	49.754	-0.471	54.000	3.775	AV

Note: Measure Level (dBμV/m) = Reading Level (dBμV) + Factor (dB)

Factor (dB) = Cable Loss (dB) + Antenna Factor (dB/m)

Site: AC1	Time: 2020/03/16 - 22:59
Limit: FCC_Part15.209_RE(3m)	Engineer: Kevin Ker
Probe: BBHA 9120D_1-18GHz	Polarity: Horizontal
EUT: ACCESS POINT	Power: By PoE
Test Mode: Transmit by 802.11ax-HE80 at Channel 5290MHz	



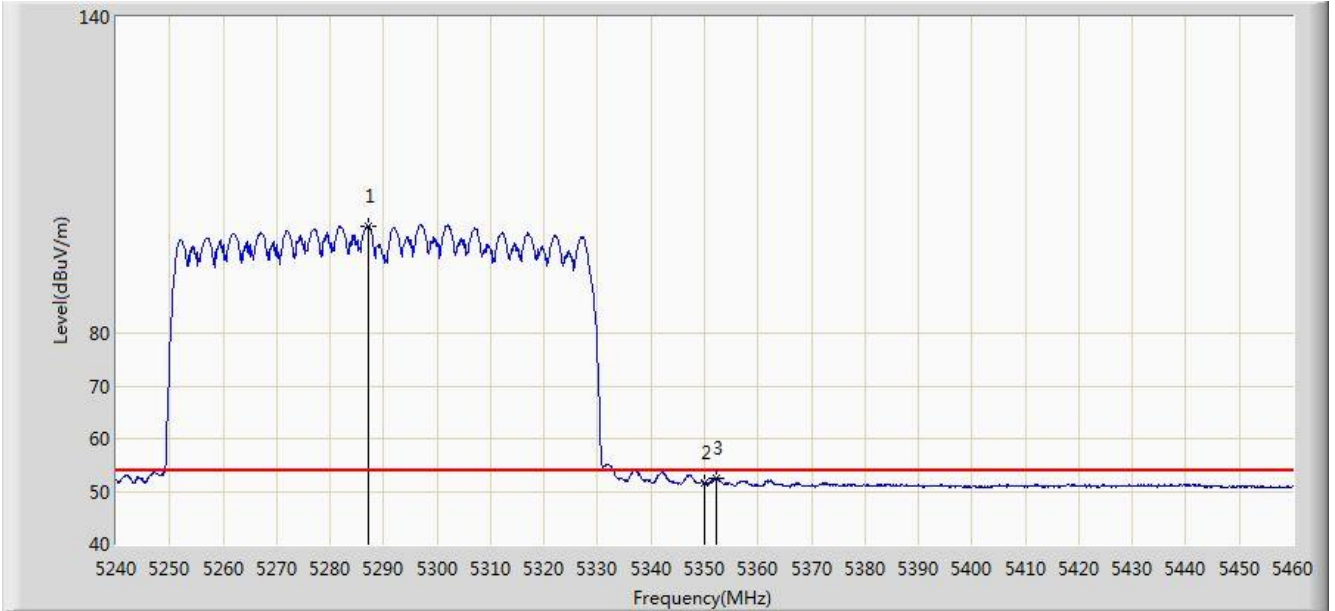
No	Flag	Mark	Frequency (MHz)	Measure Level (dBuV/m)	Reading Level (dBuV)	Margin (dB)	Limit (dBuV/m)	Factor	Type
1		*	5292.250	114.345	110.608	N/A	N/A	3.736	PK
2			5350.000	62.574	58.800	-11.426	74.000	3.774	PK
3			5362.540	65.311	61.529	-8.689	74.000	3.782	PK

Note: Measure Level (dBμV/m) = Reading Level (dBμV) + Factor (dB)

Factor (dB) = Cable Loss (dB) + Antenna Factor (dB/m)



Site: AC1	Time: 2020/03/16 - 22:59
Limit: FCC_Part15.209_RE(3m)	Engineer: Kevin Ker
Probe: BBHA 9120D_1-18GHz	Polarity: Horizontal
EUT: ACCESS POINT	Power: By PoE
Test Mode: Transmit by 802.11ax-HE80 at Channel 5290MHz	



No	Flag	Mark	Frequency (MHz)	Measure Level (dBuV/m)	Reading Level (dBuV)	Margin (dB)	Limit (dBuV/m)	Factor	Type
1		*	5287.190	100.413	96.680	N/A	N/A	3.733	AV
2			5350.000	51.546	47.772	-2.454	54.000	3.774	AV
3			5352.310	52.608	48.833	-1.392	54.000	3.775	AV

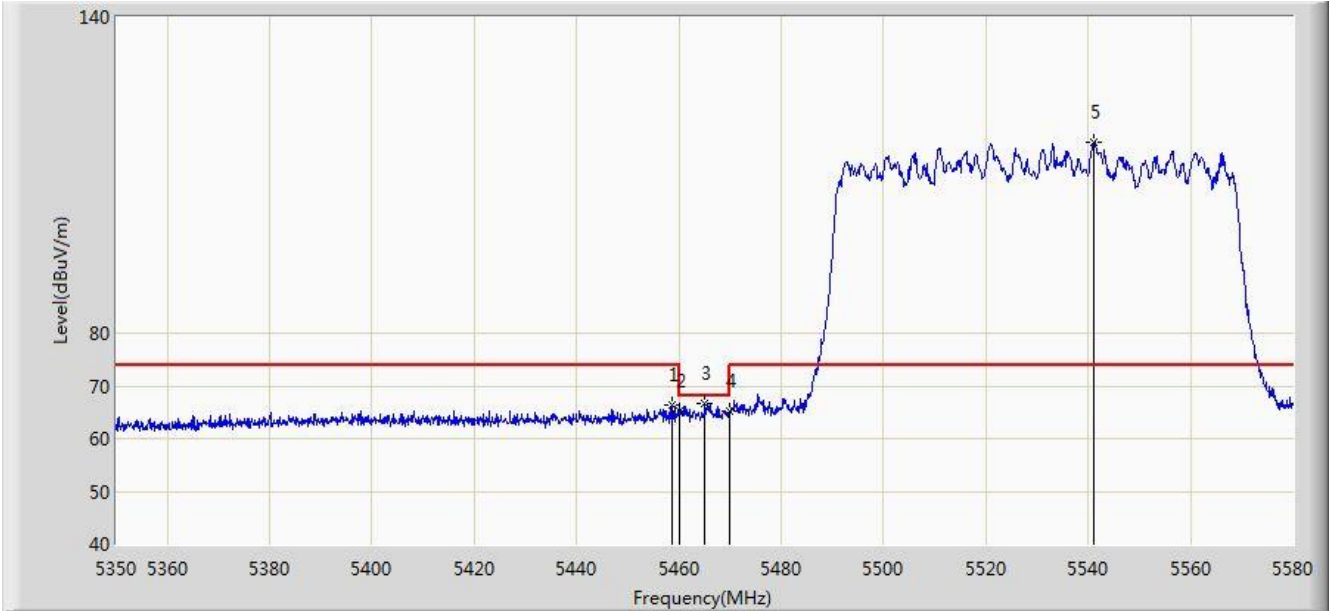
Note: Measure Level (dBμV/m) = Reading Level (dBμV) + Factor (dB)

Factor (dB) = Cable Loss (dB) + Antenna Factor (dB/m)





Site: AC1	Time: 2020/03/16 - 23:00
Limit: FCC_Part15.209_RE(3m)	Engineer: Kevin Ker
Probe: BBHA 9120D_1-18GHz	Polarity: Vertical
EUT: ACCESS POINT	Power: By PoE
Test Mode: Transmit by 802.11ax-HE80 at Channel 5530MHz	



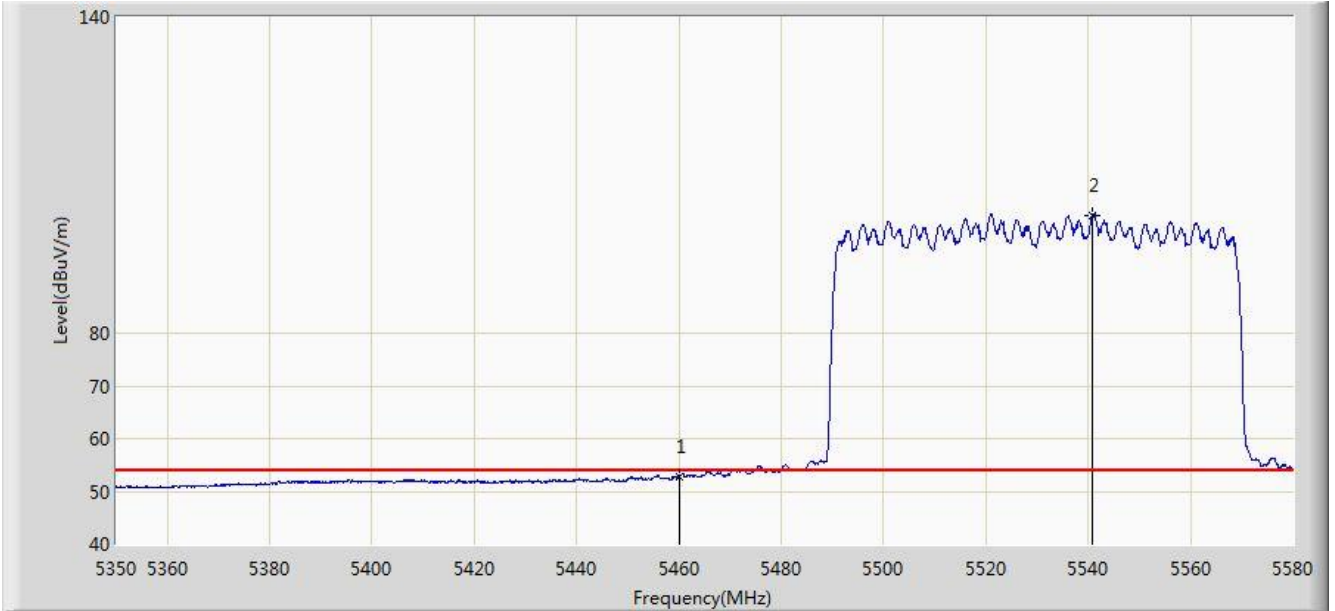
No	Flag	Mark	Frequency (MHz)	Measure Level (dBuV/m)	Reading Level (dBuV)	Margin (dB)	Limit (dBuV/m)	Factor	Type
1			5458.560	66.370	62.527	-7.630	74.000	3.843	PK
2			5460.000	65.256	61.412	-8.744	74.000	3.844	PK
3			5465.115	66.761	62.914	-1.439	68.200	3.847	PK
4			5470.000	65.238	61.387	-2.962	68.200	3.850	PK
5		*	5541.015	116.299	112.271	N/A	N/A	4.028	PK

Note: Measure Level (dBμV/m) = Reading Level (dBμV) + Factor (dB)

Factor (dB) = Cable Loss (dB) + Antenna Factor (dB/m)



Site: AC1	Time: 2020/03/16 - 23:01
Limit: FCC_Part15.209_RE(3m)	Engineer: Kevin Ker
Probe: BBHA 9120D_1-18GHz	Polarity: Vertical
EUT: ACCESS POINT	Power: By PoE
Test Mode: Transmit by 802.11ax-HE80 at Channel 5530MHz	

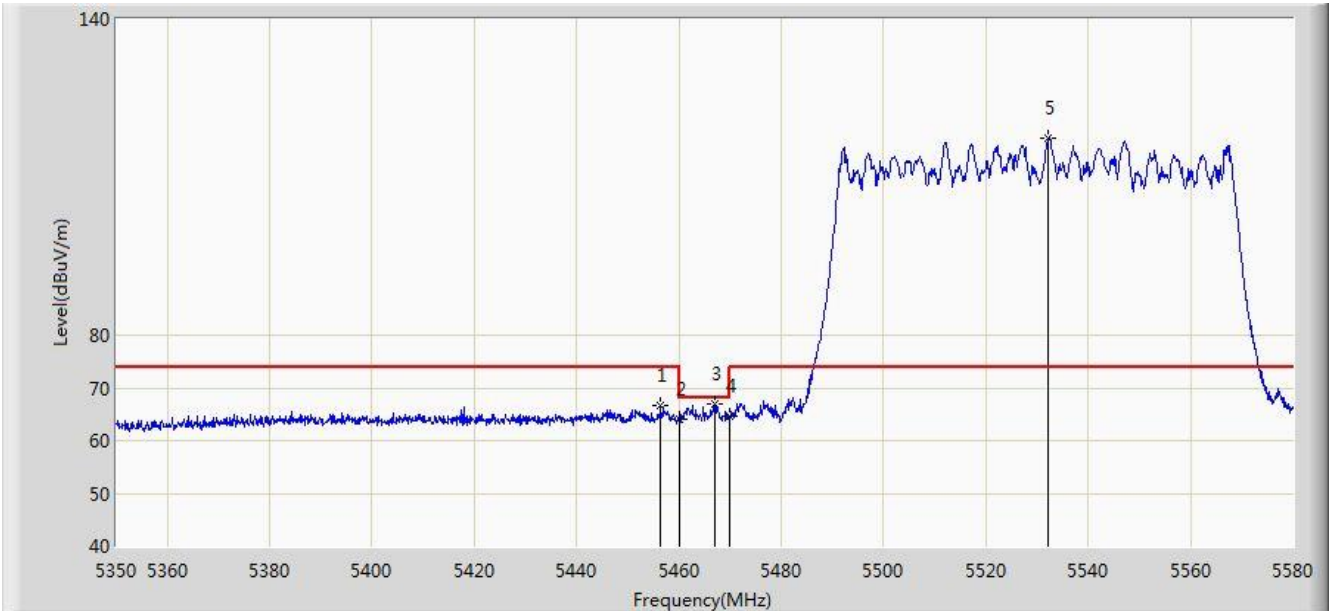


No	Flag	Mark	Frequency (MHz)	Measure Level (dBuV/m)	Reading Level (dBuV)	Margin (dB)	Limit (dBuV/m)	Factor	Type
1			5460.000	52.821	48.977	-1.179	54.000	3.844	AV
2		*	5540.785	102.340	98.313	N/A	N/A	4.026	AV

Note: Measure Level (dBμV/m) = Reading Level (dBμV) + Factor (dB)

Factor (dB) = Cable Loss (dB) + Antenna Factor (dB/m)

Site: AC1	Time: 2020/03/16 - 23:04
Limit: FCC_Part15.209_RE(3m)	Engineer: Kevin Ker
Probe: BBHA 9120D_1-18GHz	Polarity: Horizontal
EUT: ACCESS POINT	Power: By PoE
Test Mode: Transmit by 802.11ax-HE80 at Channel 5530MHz	



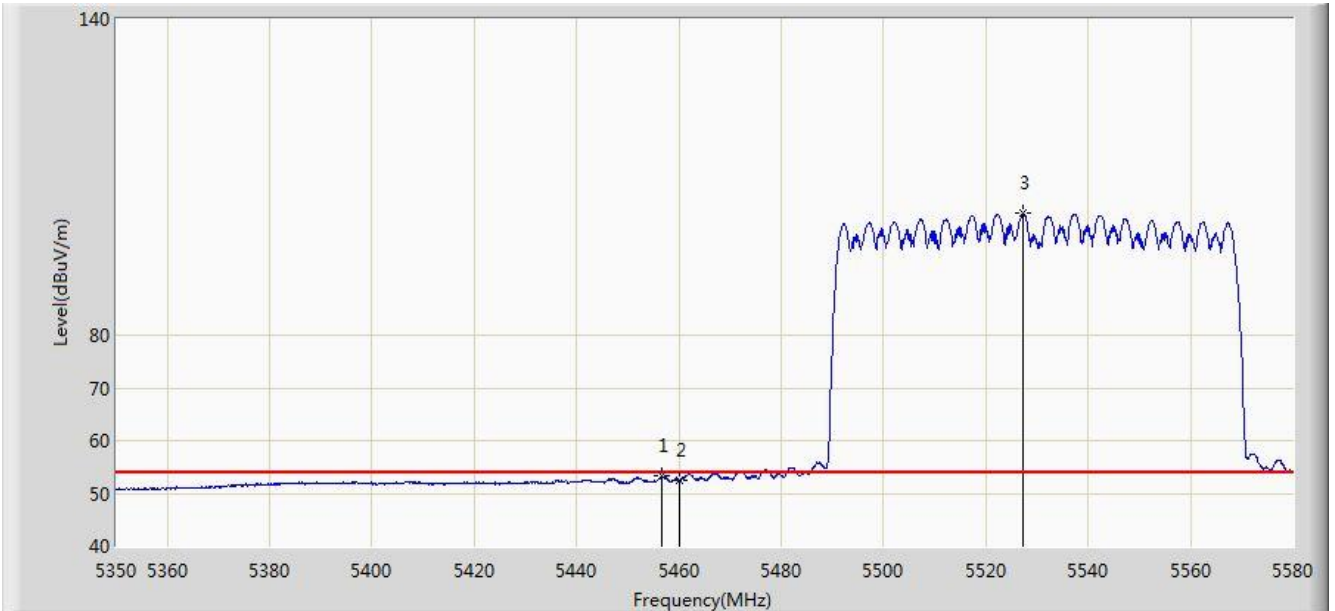
No	Flag	Mark	Frequency (MHz)	Measure Level (dBuV/m)	Reading Level (dBuV)	Margin (dB)	Limit (dBuV/m)	Factor	Type
1			5456.490	66.652	62.810	-7.348	74.000	3.842	PK
2			5460.000	63.978	60.134	-10.022	74.000	3.844	PK
3			5466.955	66.952	63.103	-1.248	68.200	3.848	PK
4			5470.000	64.754	60.903	-3.446	68.200	3.850	PK
5		*	5532.275	117.347	113.353	N/A	N/A	3.994	PK

Note: Measure Level (dBμV/m) = Reading Level (dBμV) + Factor (dB)

Factor (dB) = Cable Loss (dB) + Antenna Factor (dB/m)



Site: AC1	Time: 2020/03/16 - 23:05
Limit: FCC_Part15.209_RE(3m)	Engineer: Kevin Ker
Probe: BBHA 9120D_1-18GHz	Polarity: Horizontal
EUT: ACCESS POINT	Power: By PoE
Test Mode: Transmit by 802.11ax-HE80 at Channel 5530MHz	



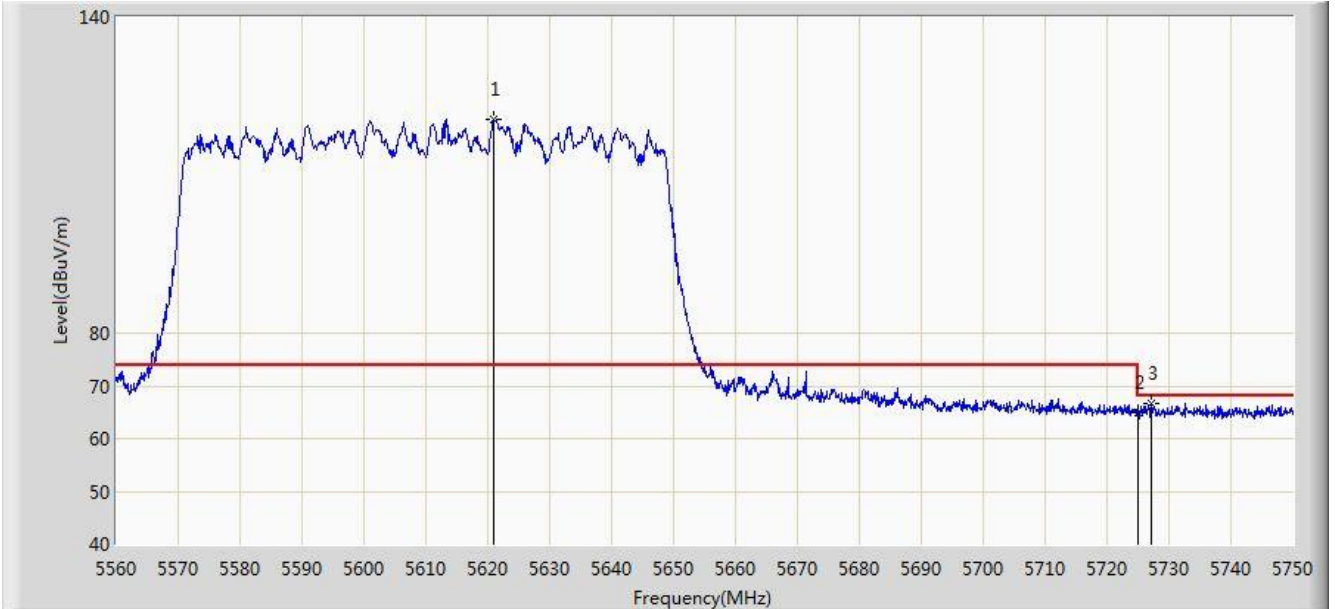
No	Flag	Mark	Frequency (MHz)	Measure Level (dBuV/m)	Reading Level (dBuV)	Margin (dB)	Limit (dBuV/m)	Factor	Type
1			5456.720	53.229	49.387	-0.771	54.000	3.842	AV
2			5460.000	52.452	48.608	-1.548	54.000	3.844	AV
3		*	5527.330	103.078	99.103	N/A	N/A	3.975	AV

Note: Measure Level (dBμV/m) = Reading Level (dBμV) + Factor (dB)

Factor (dB) = Cable Loss (dB) + Antenna Factor (dB/m)



Site: AC1	Time: 2020/03/16 - 23:06
Limit: FCC_Part15.209_RE(3m)	Engineer: Kevin Ker
Probe: BBHA 9120D_1-18GHz	Polarity: Vertical
EUT: ACCESS POINT	Power: By PoE
Test Mode: Transmit by 802.11ax-HE80 at Channel 5610MHz	



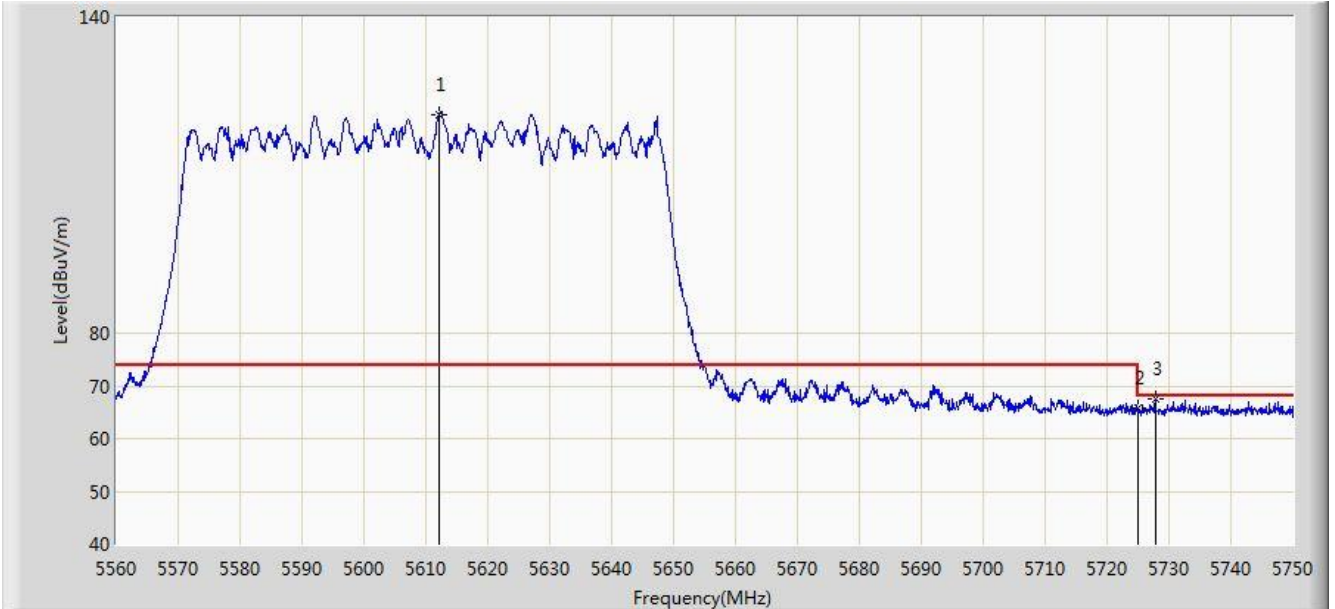
No	Flag	Mark	Frequency (MHz)	Measure Level (dBuV/m)	Reading Level (dBuV)	Margin (dB)	Limit (dBuV/m)	Factor	Type
1		*	5620.990	120.634	116.300	N/A	N/A	4.334	PK
2			5725.000	64.945	60.211	-3.255	68.200	4.734	PK
3			5727.200	66.653	61.911	-1.547	68.200	4.742	PK

Note: Measure Level (dBμV/m) = Reading Level (dBμV) + Factor (dB)

Factor (dB) = Cable Loss (dB) + Antenna Factor (dB/m)



Site: AC1	Time: 2020/03/16 - 23:08
Limit: FCC_Part15.209_RE(3m)	Engineer: Kevin Ker
Probe: BBHA 9120D_1-18GHz	Polarity: Horizontal
EUT: ACCESS POINT	Power: By PoE
Test Mode: Transmit by 802.11ax-HE80 at Channel 5610MHz	



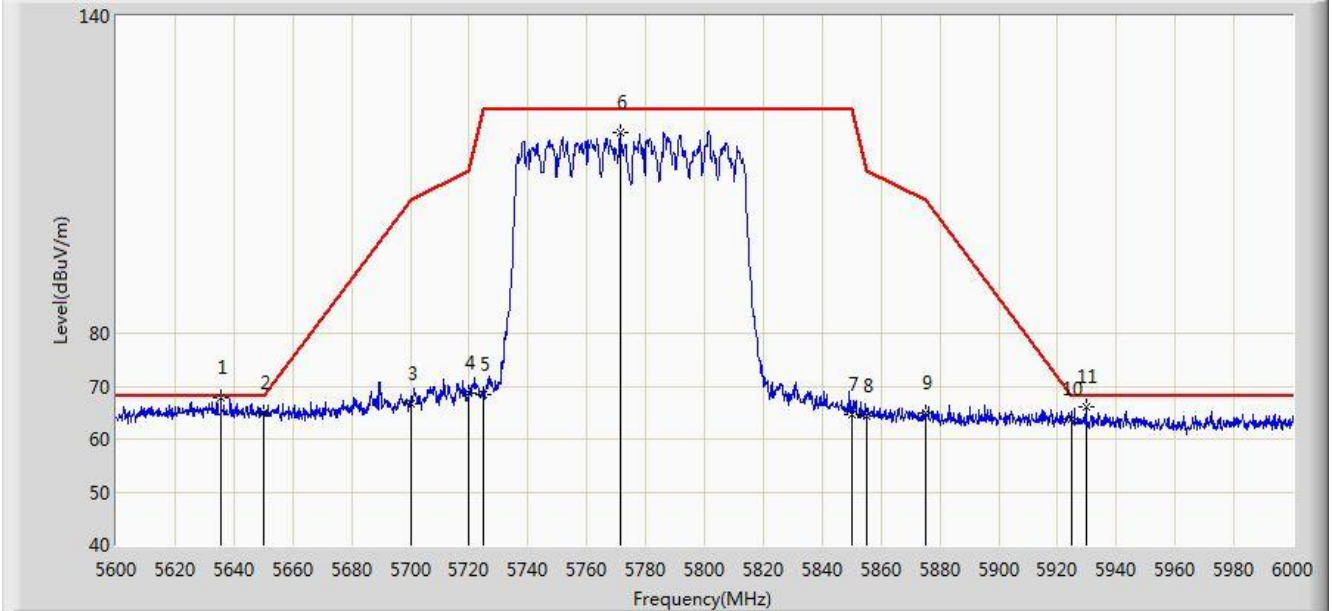
No	Flag	Mark	Frequency (MHz)	Measure Level (dBuV/m)	Reading Level (dBuV)	Margin (dB)	Limit (dBuV/m)	Factor	Type
1		*	5612.060	121.355	117.055	N/A	N/A	4.300	PK
2			5725.000	65.661	60.927	-2.539	68.200	4.734	PK
3			5727.865	67.435	62.690	-0.765	68.200	4.744	PK

Note: Measure Level (dBμV/m) = Reading Level (dBμV) + Factor (dB)

Factor (dB) = Cable Loss (dB) + Antenna Factor (dB/m)



Site: AC1	Time: 2020/03/16 - 23:09
Limit: FCC_Part15.407_RE(3m)	Engineer: Kevin Ker
Probe: BBHA 9120D_1-18GHz	Polarity: Vertical
EUT: ACCESS POINT	Power: By PoE
Test Mode: Transmit by 802.11ax-HE80 at Channel 5775MHz	



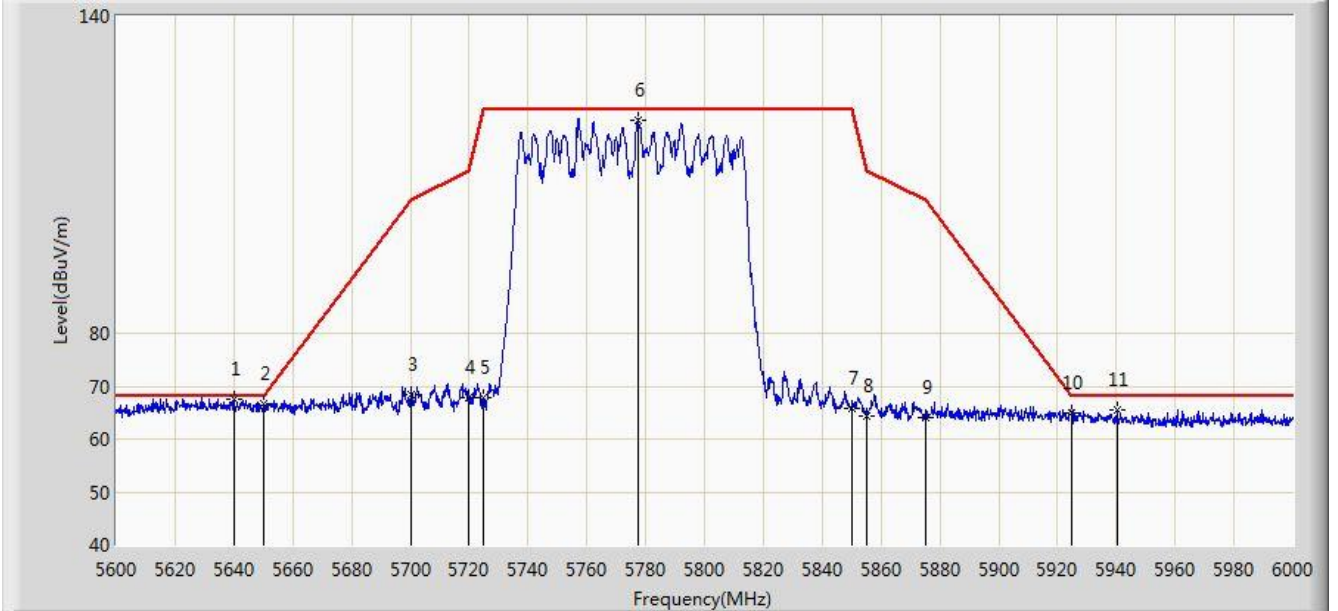
No	Flag	Mark	Frequency (MHz)	Measure Level (dBuV/m)	Reading Level (dBuV)	Margin (dB)	Limit (dBuV/m)	Factor	Type
1		*	5635.600	67.774	63.383	-0.426	68.200	4.391	PK
2			5650.000	65.069	60.623	-3.131	68.200	4.446	PK
3			5700.000	66.734	62.096	-38.466	105.200	4.638	PK
4			5720.000	68.672	63.957	-42.128	110.800	4.715	PK
5			5725.000	68.515	63.781	-53.685	122.200	4.734	PK
6			5771.400	117.876	112.964	N/A	N/A	4.912	PK
7			5850.000	64.689	59.475	-57.511	122.200	5.214	PK
8			5855.000	64.388	59.155	-46.412	110.800	5.233	PK
9			5875.000	64.868	59.558	-40.332	105.200	5.310	PK
10			5925.000	63.829	58.327	-4.371	68.200	5.502	PK
11			5929.800	66.066	60.546	-2.134	68.200	5.521	PK

Note: Measure Level (dBμV/m) = Reading Level (dBμV) + Factor (dB)

Factor (dB) = Cable Loss (dB) + Antenna Factor (dB/m)



Site: AC1	Time: 2020/03/16 - 23:11
Limit: FCC_Part15.407_RE(3m)	Engineer: Kevin Ker
Probe: BBHA 9120D_1-18GHz	Polarity: Horizontal
EUT: ACCESS POINT	Power: By PoE
Test Mode: Transmit by 802.11ax-HE80 at Channel 5775MHz	



No	Flag	Mark	Frequency (MHz)	Measure Level (dBuV/m)	Reading Level (dBuV)	Margin (dB)	Limit (dBuV/m)	Factor	Type
1		*	5640.000	67.634	63.226	-0.566	68.200	4.408	PK
2			5650.000	66.591	62.145	-1.609	68.200	4.446	PK
3			5700.000	68.288	63.650	-36.912	105.200	4.638	PK
4			5720.000	67.917	63.202	-42.883	110.800	4.715	PK
5			5725.000	67.710	62.976	-54.490	122.200	4.734	PK
6			5777.200	120.426	115.491	N/A	N/A	4.934	PK
7			5850.000	65.714	60.500	-56.486	122.200	5.214	PK
8			5855.000	64.351	59.118	-46.449	110.800	5.233	PK
9			5875.000	64.108	58.798	-41.092	105.200	5.310	PK
10			5925.000	64.816	59.314	-3.384	68.200	5.502	PK
11			5940.400	65.427	59.865	-2.773	68.200	5.561	PK

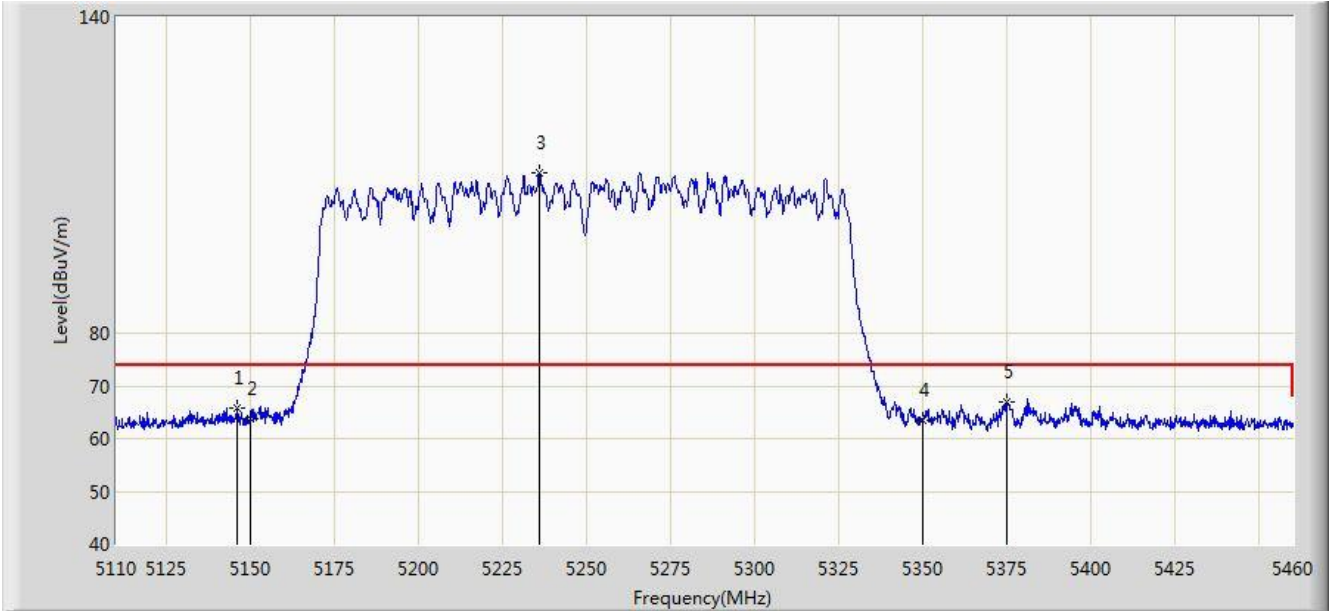
Note: Measure Level (dBμV/m) = Reading Level (dBμV) + Factor (dB)

Factor (dB) = Cable Loss (dB) + Antenna Factor (dB/m)





Site: AC1	Time: 2020/03/16 - 23:13
Limit: FCC_Part15.209_RE(3m)	Engineer: Kevin Ker
Probe: BBHA 9120D_1-18GHz	Polarity: Vertical
EUT: ACCESS POINT	Power: By PoE
Test Mode: Transmit by 802.11ax-HE160 at Channel 5250MHz	



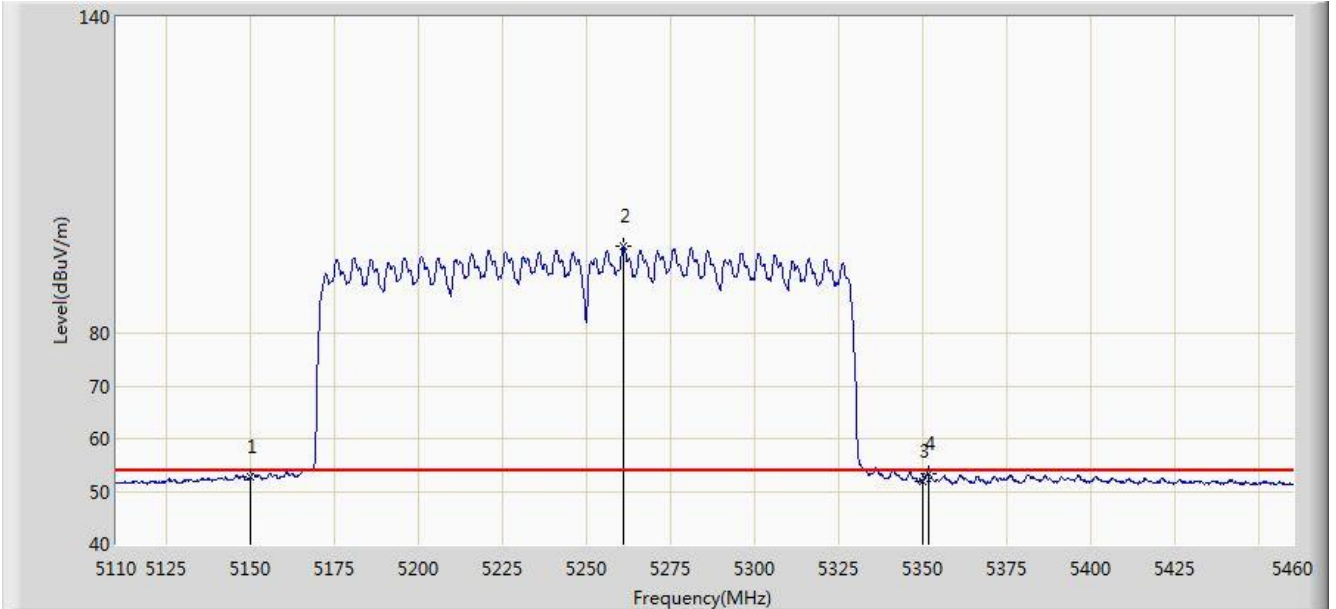
No	Flag	Mark	Frequency (MHz)	Measure Level (dBuV/m)	Reading Level (dBuV)	Margin (dB)	Limit (dBuV/m)	Factor	Type
1			5146.050	65.833	62.189	-8.167	74.000	3.643	PK
2			5150.000	63.754	60.108	-10.246	74.000	3.646	PK
3		*	5235.825	110.468	106.766	N/A	N/A	3.702	PK
4			5350.000	63.430	59.656	-10.570	74.000	3.774	PK
5			5374.775	66.996	63.206	-7.004	74.000	3.790	PK

Note: Measure Level (dBμV/m) = Reading Level (dBμV) + Factor (dB)

Factor (dB) = Cable Loss (dB) + Antenna Factor (dB/m)



Site: AC1	Time: 2020/03/16 - 23:14
Limit: FCC_Part15.209_RE(3m)	Engineer: Kevin Ker
Probe: BBHA 9120D_1-18GHz	Polarity: Vertical
EUT: ACCESS POINT	Power: By PoE
Test Mode: Transmit by 802.11ax-HE160 at Channel 5250MHz	

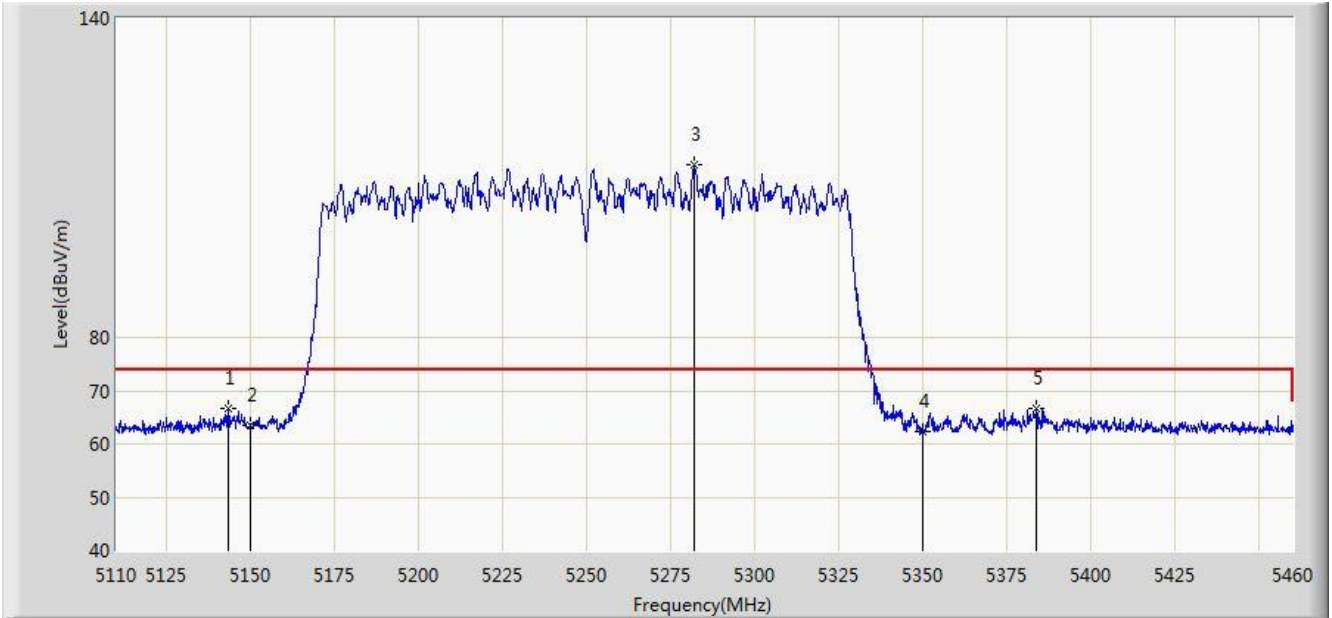


No	Flag	Mark	Frequency (MHz)	Measure Level (dBuV/m)	Reading Level (dBuV)	Margin (dB)	Limit (dBuV/m)	Factor	Type
1			5150.000	52.766	49.120	-1.234	54.000	3.646	AV
2		*	5260.850	96.549	92.833	N/A	N/A	3.716	AV
3			5350.000	52.011	48.237	-1.989	54.000	3.774	AV
4			5351.500	53.250	49.475	-0.750	54.000	3.775	AV

Note: Measure Level (dBμV/m) = Reading Level (dBμV) + Factor (dB)

Factor (dB) = Cable Loss (dB) + Antenna Factor (dB/m)

Site: AC1	Time: 2020/03/16 - 23:16
Limit: FCC_Part15.209_RE(3m)	Engineer: Kevin Ker
Probe: BBHA 9120D_1-18GHz	Polarity: Horizontal
EUT: ACCESS POINT	Power: By PoE
Test Mode: Transmit by 802.11ax-HE160 at Channel 5250MHz	



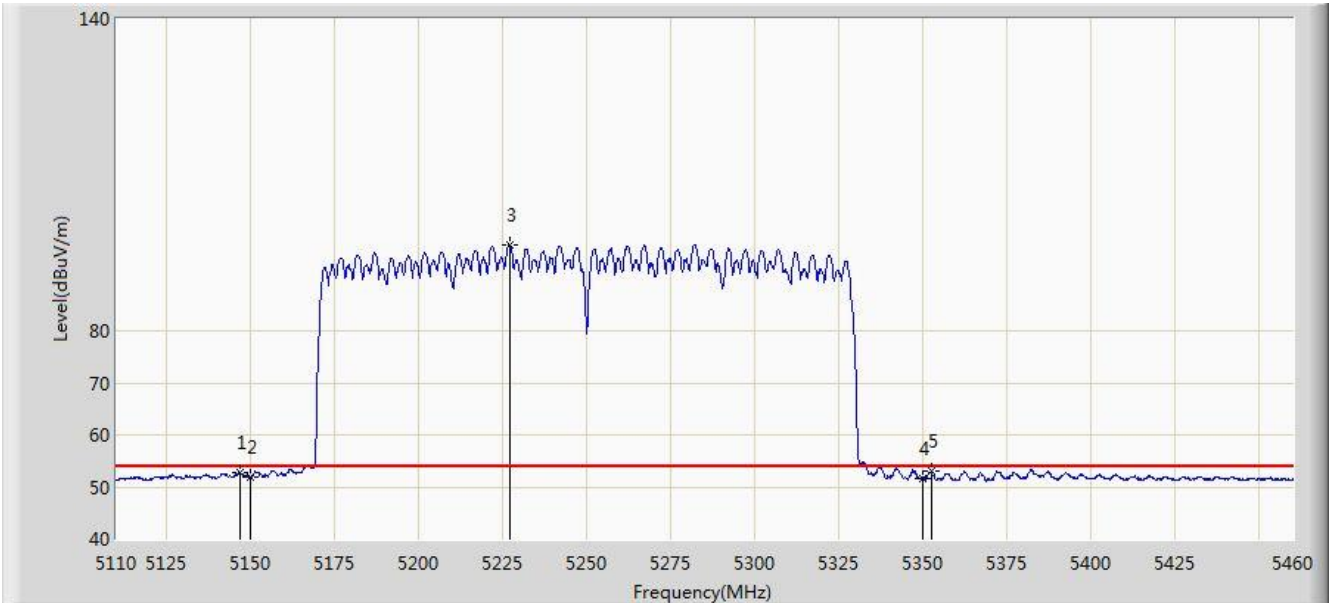
No	Flag	Mark	Frequency (MHz)	Measure Level (dBuV/m)	Reading Level (dBuV)	Margin (dB)	Limit (dBuV/m)	Factor	Type
1			5143.425	66.588	62.946	-7.412	74.000	3.641	PK
2			5150.000	63.480	59.834	-10.520	74.000	3.646	PK
3		*	5282.025	112.434	108.704	N/A	N/A	3.731	PK
4			5350.000	62.363	58.589	-11.637	74.000	3.774	PK
5			5383.700	66.779	62.983	-7.221	74.000	3.796	PK

Note: Measure Level (dBμV/m) = Reading Level (dBμV) + Factor (dB)

Factor (dB) = Cable Loss (dB) + Antenna Factor (dB/m)



Site: AC1	Time: 2020/03/16 - 23:16
Limit: FCC_Part15.209_RE(3m)	Engineer: Kevin Ker
Probe: BBHA 9120D_1-18GHz	Polarity: Horizontal
EUT: ACCESS POINT	Power: By PoE
Test Mode: Transmit by 802.11ax-HE160 at Channel 5250MHz	



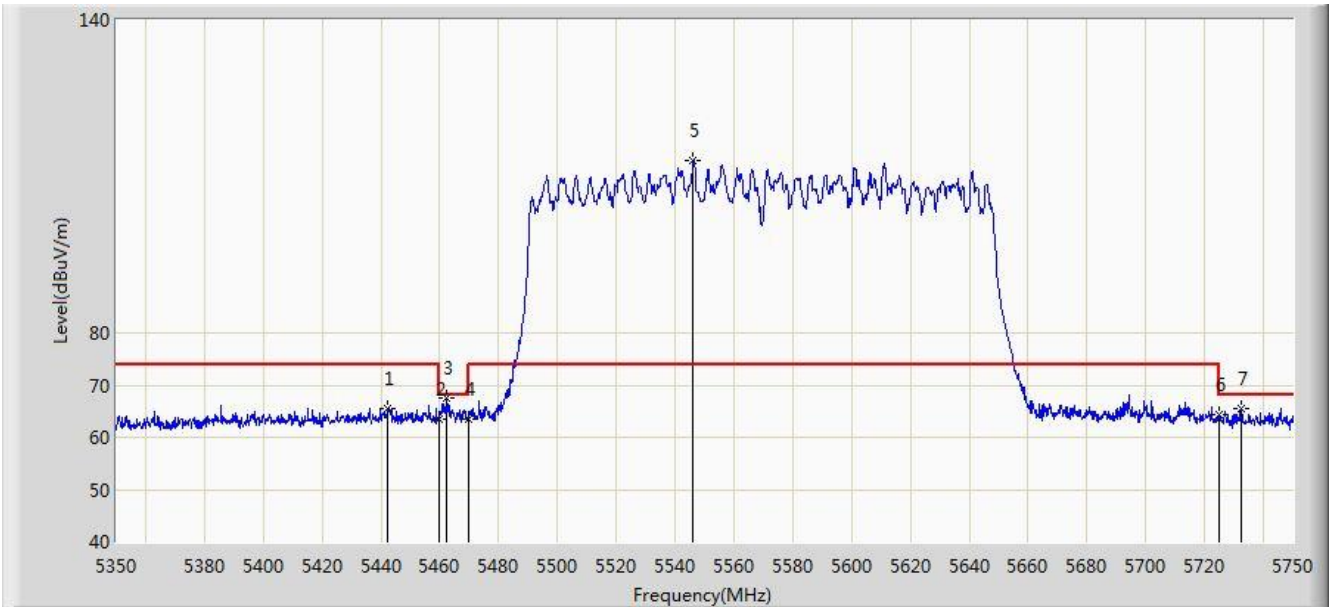
No	Flag	Mark	Frequency (MHz)	Measure Level (dBuV/m)	Reading Level (dBuV)	Margin (dB)	Limit (dBuV/m)	Factor	Type
1			5146.750	52.615	48.971	-1.385	54.000	3.644	AV
2			5150.000	51.911	48.265	-2.089	54.000	3.646	AV
3		*	5226.900	96.443	92.747	N/A	N/A	3.696	AV
4			5350.000	51.686	47.912	-2.314	54.000	3.774	AV
5			5352.375	52.899	49.124	-1.101	54.000	3.775	AV

Note: Measure Level (dBμV/m) = Reading Level (dBμV) + Factor (dB)

Factor (dB) = Cable Loss (dB) + Antenna Factor (dB/m)



Site: AC1	Time: 2020/03/16 - 23:18
Limit: FCC_Part15.209_RE(3m)	Engineer: Kevin Ker
Probe: BBHA 9120D_1-18GHz	Polarity: Vertical
EUT: ACCESS POINT	Power: By PoE
Test Mode: Transmit by 802.11ax-HE160 at Channel 5570MHz	



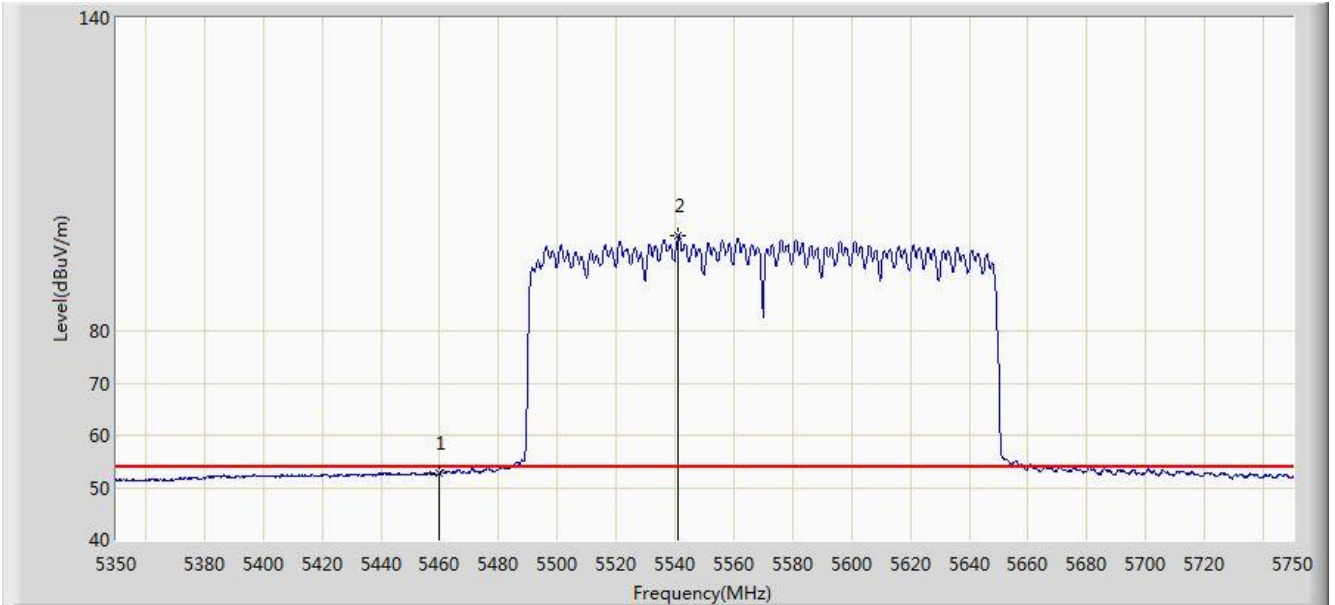
No	Flag	Mark	Frequency (MHz)	Measure Level (dBuV/m)	Reading Level (dBuV)	Margin (dB)	Limit (dBuV/m)	Factor	Type
1			5442.200	65.636	61.804	-8.364	74.000	3.832	PK
2			5460.000	63.367	59.523	-10.633	74.000	3.844	PK
3			5462.400	67.564	63.718	-0.636	68.200	3.845	PK
4			5470.000	63.345	59.494	-4.855	68.200	3.850	PK
5		*	5546.200	113.031	108.984	N/A	N/A	4.047	PK
6			5725.000	64.369	59.635	-3.831	68.200	4.734	PK
7			5732.600	65.432	60.669	-2.768	68.200	4.763	PK

Note: Measure Level (dBμV/m) = Reading Level (dBμV) + Factor (dB)

Factor (dB) = Cable Loss (dB) + Antenna Factor (dB/m)



Site: AC1	Time: 2020/03/16 - 23:18
Limit: FCC_Part15.209_RE(3m)	Engineer: Kevin Ker
Probe: BBHA 9120D_1-18GHz	Polarity: Vertical
EUT: ACCESS POINT	Power: By PoE
Test Mode: Transmit by 802.11ax-HE160 at Channel 5570MHz	



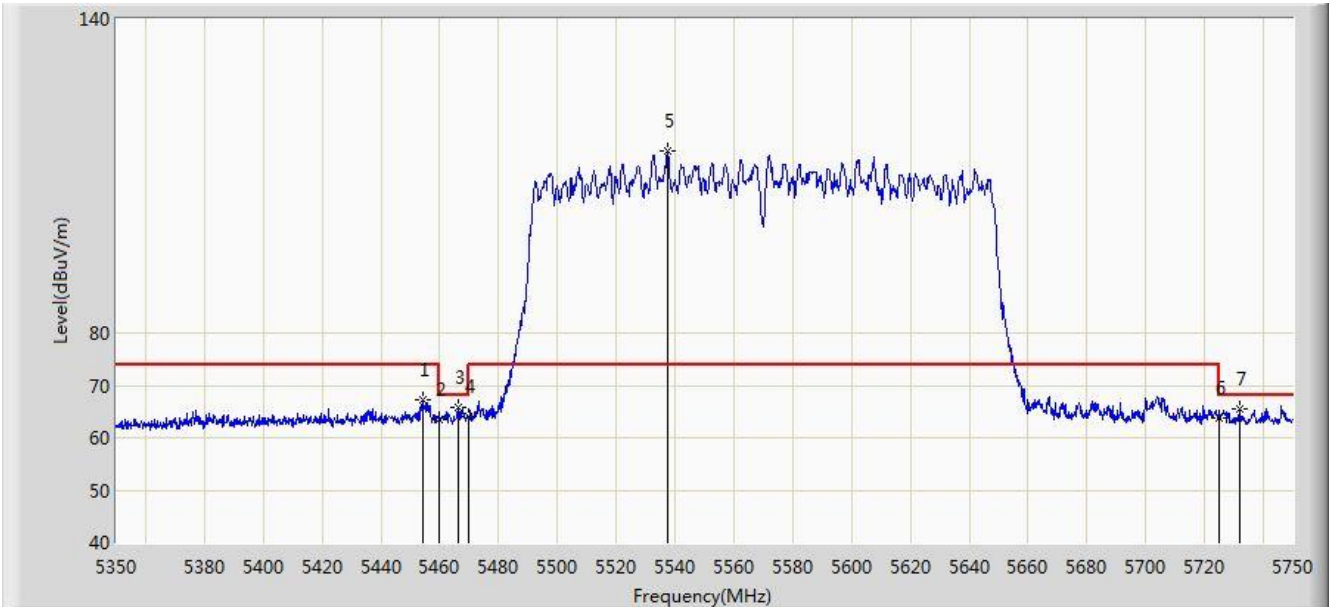
No	Flag	Mark	Frequency (MHz)	Measure Level (dBuV/m)	Reading Level (dBuV)	Margin (dB)	Limit (dBuV/m)	Factor	Type
1			5460.000	52.750	48.906	-1.250	54.000	3.844	AV
2		*	5541.200	98.291	94.263	N/A	N/A	4.029	AV

Note: Measure Level (dBμV/m) = Reading Level (dBμV) + Factor (dB)

Factor (dB) = Cable Loss (dB) + Antenna Factor (dB/m)



Site: AC1	Time: 2020/03/16 - 23:27
Limit: FCC_Part15.209_RE(3m)	Engineer: Kevin Ker
Probe: BBHA 9120D_1-18GHz	Polarity: Horizontal
EUT: ACCESS POINT	Power: By PoE
Test Mode: Transmit by 802.11ax-HE160 at Channel 5570MHz	



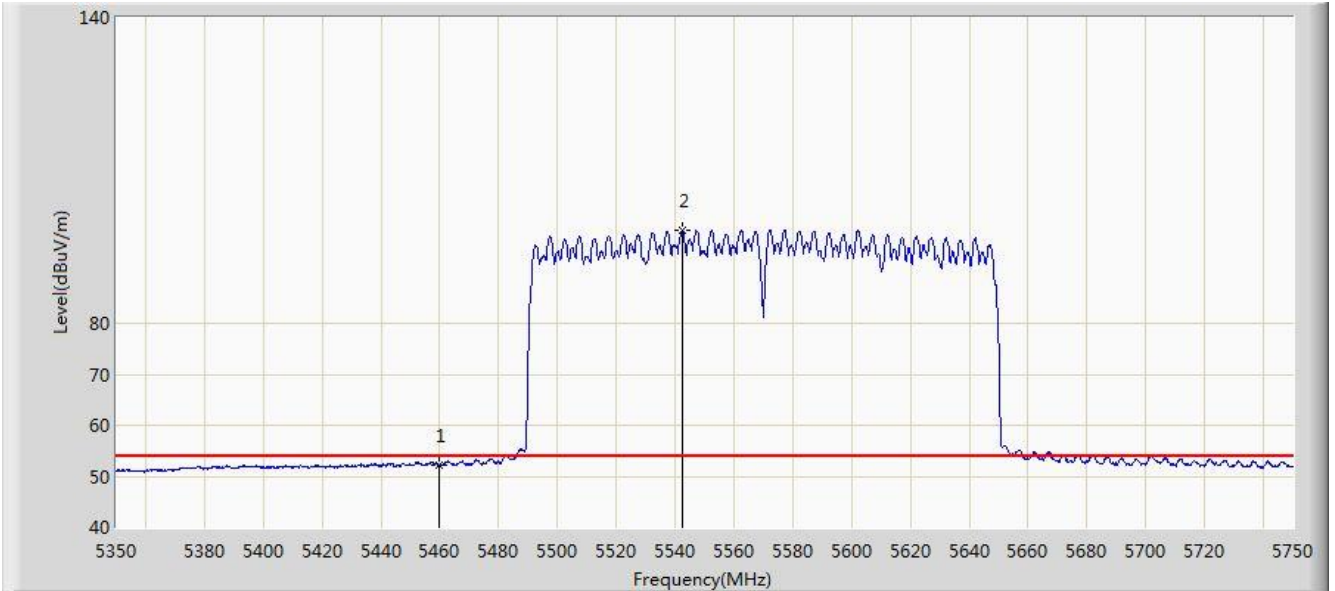
No	Flag	Mark	Frequency (MHz)	Measure Level (dBuV/m)	Reading Level (dBuV)	Margin (dB)	Limit (dBuV/m)	Factor	Type
1			5454.400	67.162	63.322	-6.838	74.000	3.840	PK
2			5460.000	63.557	59.713	-10.443	74.000	3.844	PK
3			5466.200	65.868	62.020	-2.332	68.200	3.848	PK
4			5470.000	64.183	60.332	-4.017	68.200	3.850	PK
5		*	5537.400	114.849	110.835	N/A	N/A	4.013	PK
6			5725.000	63.841	59.107	-4.359	68.200	4.734	PK
7			5732.000	65.649	60.888	-2.551	68.200	4.761	PK

Note: Measure Level (dBμV/m) = Reading Level (dBμV) + Factor (dB)

Factor (dB) = Cable Loss (dB) + Antenna Factor (dB/m)



Site: AC1	Time: 2020/03/16 - 23:28
Limit: FCC_Part15.209_RE(3m)	Engineer: Kevin Ker
Probe: BBHA 9120D_1-18GHz	Polarity: Horizontal
EUT: ACCESS POINT	Power: By PoE
Test Mode: Transmit by 802.11ax-HE160 at Channel 5570MHz	



No	Flag	Mark	Frequency (MHz)	Measure Level (dBuV/m)	Reading Level (dBuV)	Margin (dB)	Limit (dBuV/m)	Factor	Type
1			5460.000	52.217	48.373	-1.783	54.000	3.844	AV
2		*	5542.600	98.312	94.278	N/A	N/A	4.034	AV

Note: Measure Level (dB $\mu$ V/m) = Reading Level (dB $\mu$ V) + Factor (dB)

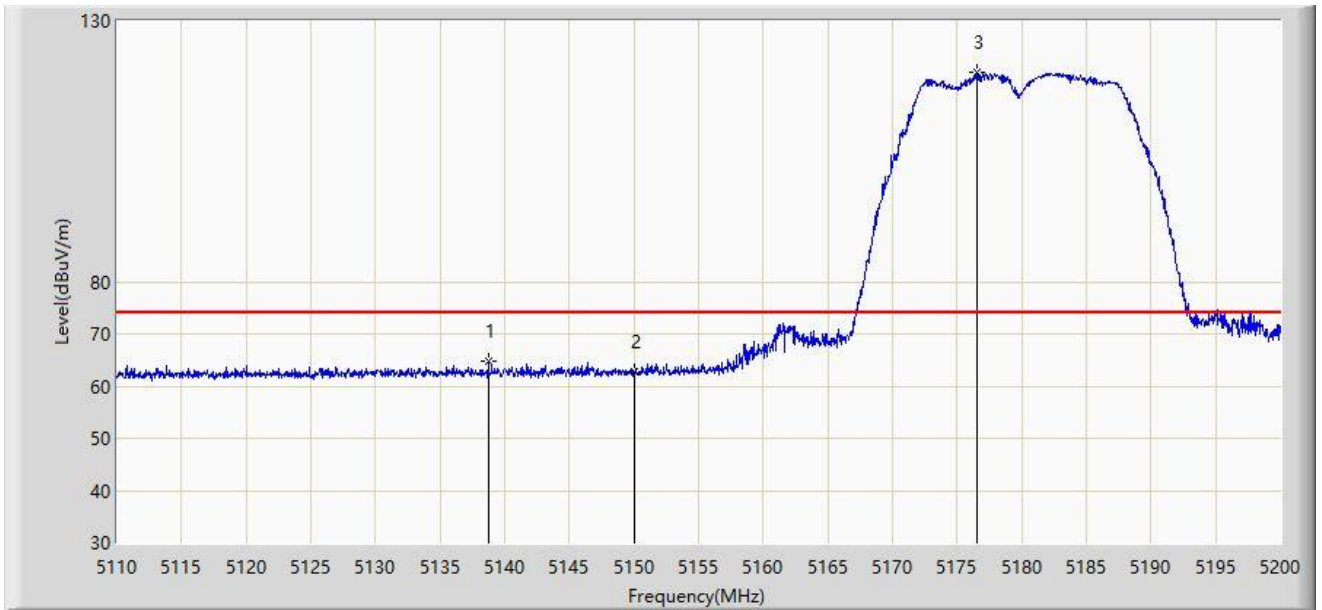
Factor (dB) = Cable Loss (dB) + Antenna Factor (dB/m)





**Omni Antenna (ANT-2x2-5010, 10dBi)**

Site: AC1	Time: 2020/04/17 - 22:05
Limit: FCC_Part15.209_RE(3m)	Engineer: Kevin Ker
Probe: BBHA 9120D_1-18GHz	Polarity: Horizontal
EUT: ACCESS POINT	Power: By POE
Test Mode: Transmit by 802.11a at Channel 5180MHz	



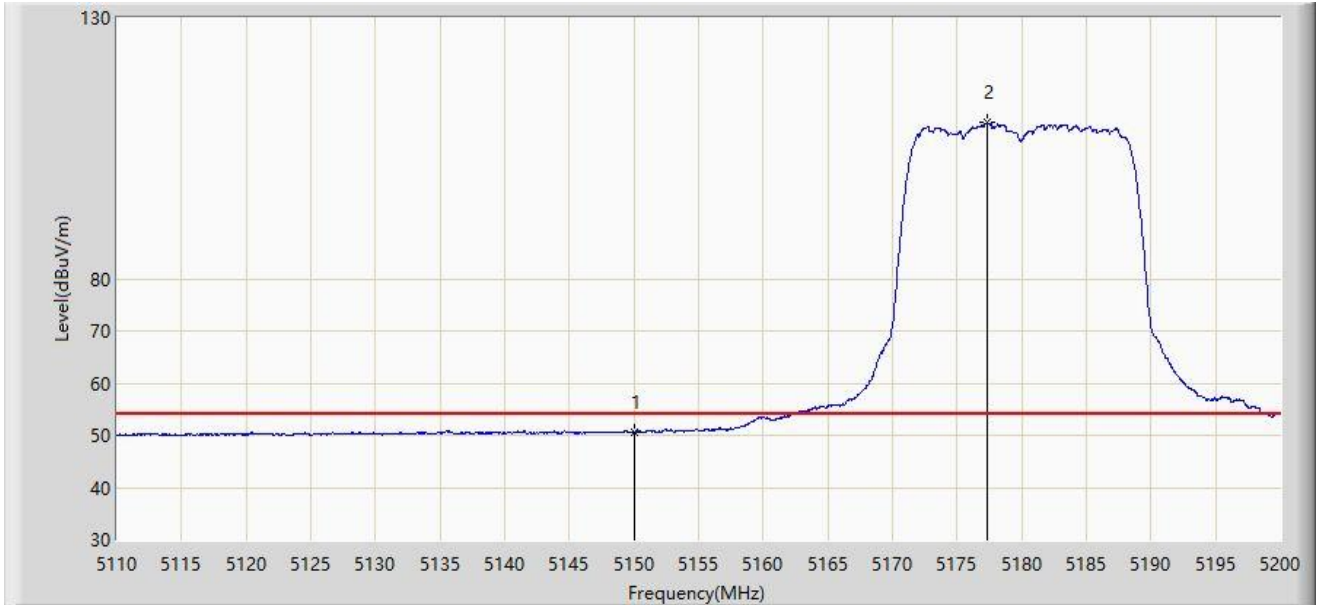
No	Flag	Mark	Frequency (MHz)	Measure Level (dBuV/m)	Reading Level (dBuV)	Margin (dB)	Limit (dBuV/m)	Factor (dB)	Type
1			5138.710	64.890	61.251	-9.110	74.000	3.639	PK
2			5150.000	62.741	59.095	-11.259	74.000	3.646	PK
3		*	5176.555	120.102	116.439	N/A	N/A	3.662	PK

Note: Measure Level (dBμV/m) = Reading Level (dBμV) + Factor (dB)

Factor (dB) = Cable Loss (dB) + Antenna Factor (dB/m) - Pre\_Amplifier Gain



Site: AC1	Time: 2020/04/17 - 22:12
Limit: FCC_Part15.209_RE(3m)	Engineer: Kevin Ker
Probe: BBHA 9120D_1-18GHz	Polarity: Horizontal
EUT: ACCESS POINT	Power: By POE
Test Mode: Transmit by 802.11a at Channel 5180MHz	



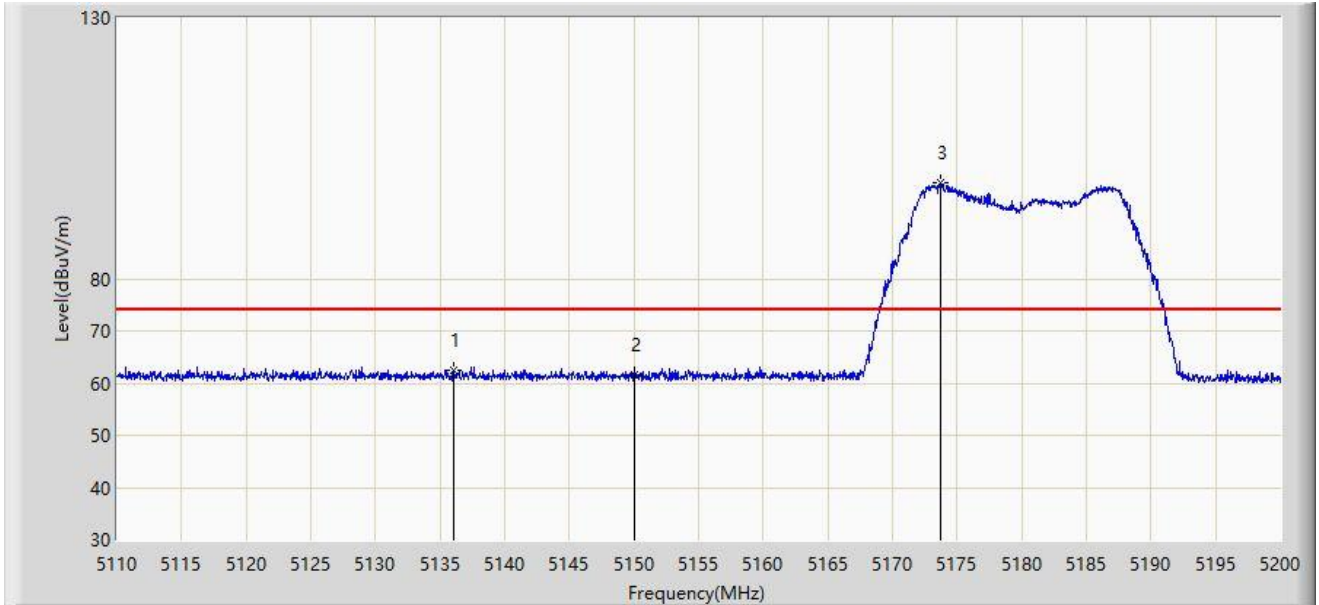
No	Flag	Mark	Frequency (MHz)	Measure Level (dBuV/m)	Reading Level (dBuV)	Margin (dB)	Limit (dBuV/m)	Factor (dB)	Type
1			5150.000	50.554	46.908	-3.446	54.000	3.646	AV
2	X	*	5177.320	110.037	106.374	N/A	N/A	3.663	AV

Note: Measure Level (dB $\mu$ V/m) = Reading Level (dB $\mu$ V) + Factor (dB)

Factor (dB) = Cable Loss (dB) + Antenna Factor (dB/m) - Pre\_Amplifier Gain



Site: AC1	Time: 2020/04/17 - 22:27
Limit: FCC_Part15.209_RE(3m)	Engineer: Kevin Ker
Probe: BBHA 9120D_1-18GHz	Polarity: Vertical
EUT: ACCESS POINT	Power: By POE
Test Mode: Transmit by 802.11a at Channel 5180MHz	



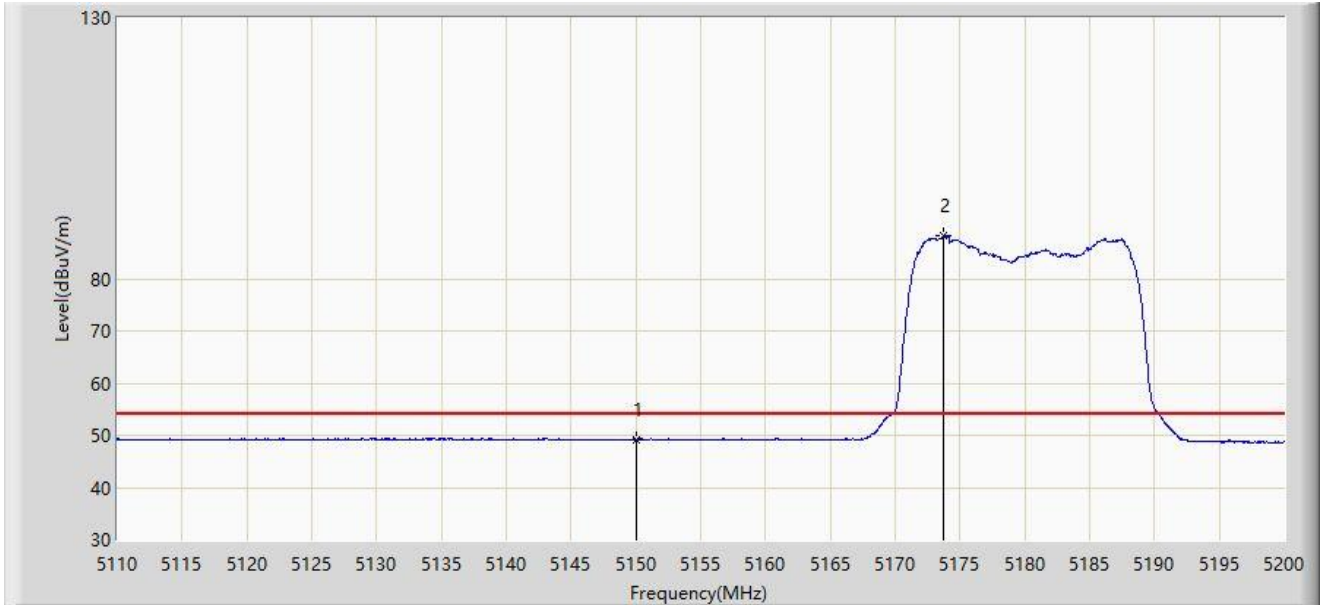
No	Flag	Mark	Frequency (MHz)	Measure Level (dBuV/m)	Reading Level (dBuV)	Margin (dB)	Limit (dBuV/m)	Factor (dB)	Type
1			5136.010	62.464	58.827	-11.536	74.000	3.637	PK
2			5150.000	61.625	57.979	-12.375	74.000	3.646	PK
3		*	5173.675	98.391	94.730	N/A	N/A	3.661	PK

Note: Measure Level (dBμV/m) = Reading Level (dBμV) + Factor (dB)

Factor (dB) = Cable Loss (dB) + Antenna Factor (dB/m) - Pre\_Amplifier Gain



Site: AC1	Time: 2020/04/17 - 22:29
Limit: FCC_Part15.209_RE(3m)	Engineer: Kevin Ker
Probe: BBHA 9120D_1-18GHz	Polarity: Vertical
EUT: ACCESS POINT	Power: By POE
Test Mode: Transmit by 802.11a at Channel 5180MHz	



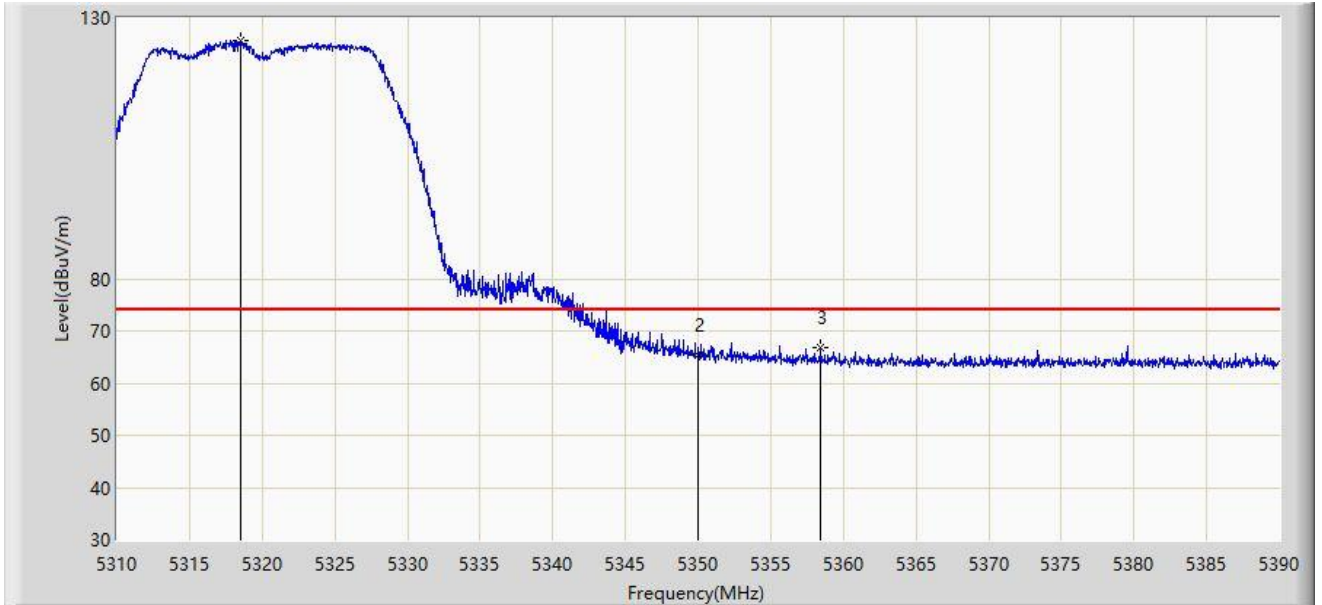
No	Flag	Mark	Frequency (MHz)	Measure Level (dBuV/m)	Reading Level (dBuV)	Margin (dB)	Limit (dBuV/m)	Factor (dB)	Type
1			5150.000	49.125	45.479	-4.875	54.000	3.646	AV
2		*	5173.765	88.236	84.575	N/A	N/A	3.661	AV

Note: Measure Level (dBμV/m) = Reading Level (dBμV) + Factor (dB)

Factor (dB) = Cable Loss (dB) + Antenna Factor (dB/m) - Pre\_Amplifier Gain



Site: AC1	Time: 2020/04/17 - 22:32
Limit: FCC_Part15.209_RE(3m)	Engineer: Kevin Ker
Probe: BBHA 9120D_1-18GHz	Polarity: Horizontal
EUT: ACCESS POINT	Power: By POE
Test Mode: Transmit by 802.11a at Channel 5320MHz	



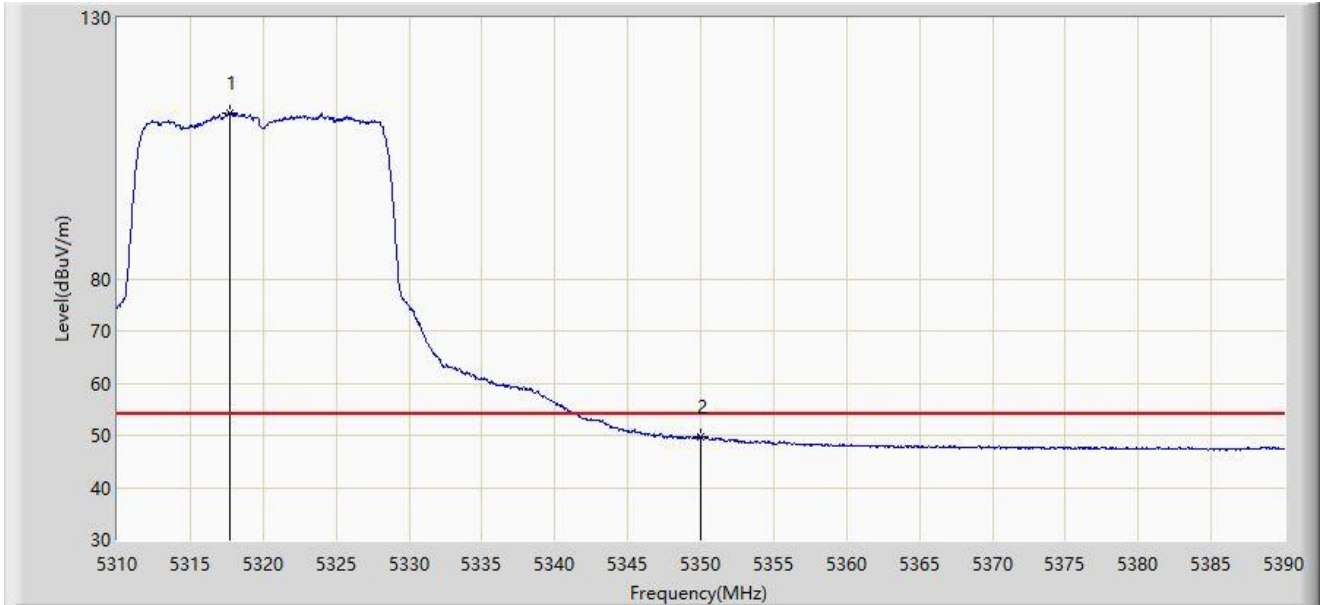
No	Flag	Mark	Frequency (MHz)	Measure Level (dBuV/m)	Reading Level (dBuV)	Margin (dB)	Limit (dBuV/m)	Factor (dB)	Type
1		*	5318.480	125.569	121.815	N/A	N/A	3.755	PK
2			5350.000	65.297	61.523	-8.703	74.000	3.774	PK
3			5358.440	66.855	63.076	-7.145	74.000	3.779	PK

Note: Measure Level (dBμV/m) = Reading Level (dBμV) + Factor (dB)

Factor (dB) = Cable Loss (dB) + Antenna Factor (dB/m) - Pre\_Amplifier Gain



Site: AC1	Time: 2020/04/17 - 22:35
Limit: FCC_Part15.209_RE(3m)	Engineer: Kevin Ker
Probe: BBHA 9120D_1-18GHz	Polarity: Horizontal
EUT: ACCESS POINT	Power: By POE
Test Mode: Transmit by 802.11a at Channel 5320MHz	



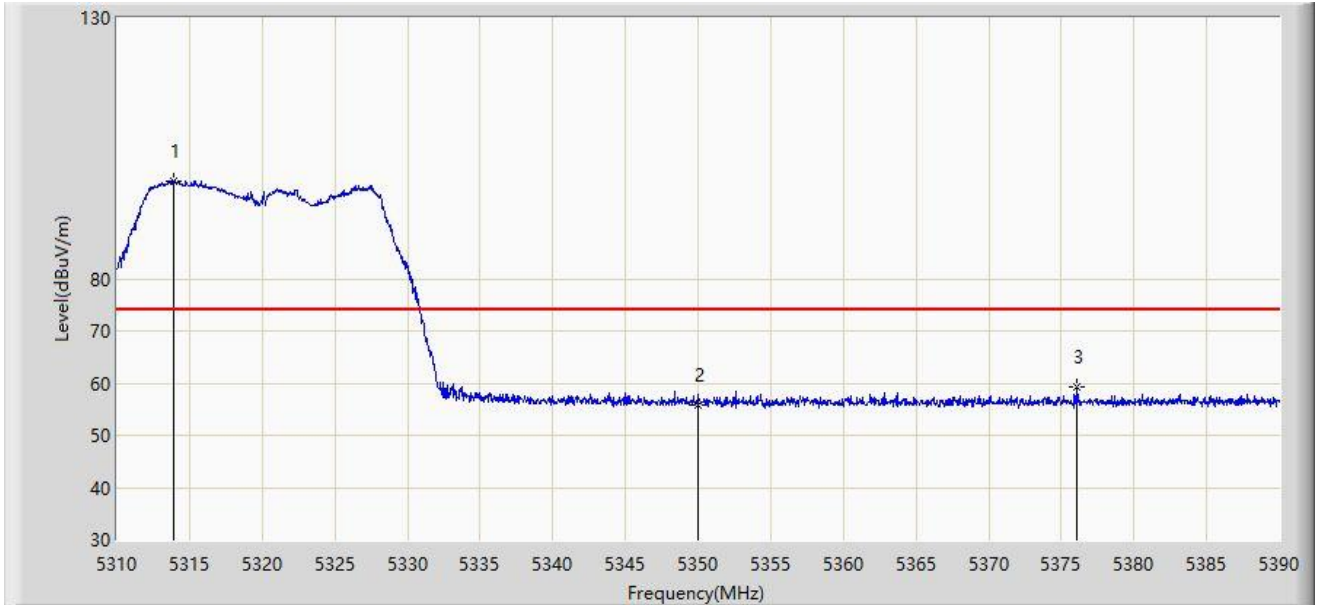
No	Flag	Mark	Frequency (MHz)	Measure Level (dBuV/m)	Reading Level (dBuV)	Margin (dB)	Limit (dBuV/m)	Factor (dB)	Type
1	X	*	5317.760	111.858	108.104	N/A	N/A	3.754	AV
2			5350.000	49.568	45.794	-4.432	54.000	3.774	AV

Note: Measure Level (dB $\mu$ V/m) = Reading Level (dB $\mu$ V) + Factor (dB)

Factor (dB) = Cable Loss (dB) + Antenna Factor (dB/m) - Pre\_Amplifier Gain



Site: AC1	Time: 2020/04/17 - 22:55
Limit: FCC_Part15.209_RE(3m)	Engineer: Kevin Ker
Probe: BBHA 9120D_1-18GHz	Polarity: Vertical
EUT: ACCESS POINT	Power: By POE
Test Mode: Transmit by 802.11a at Channel 5320MHz	



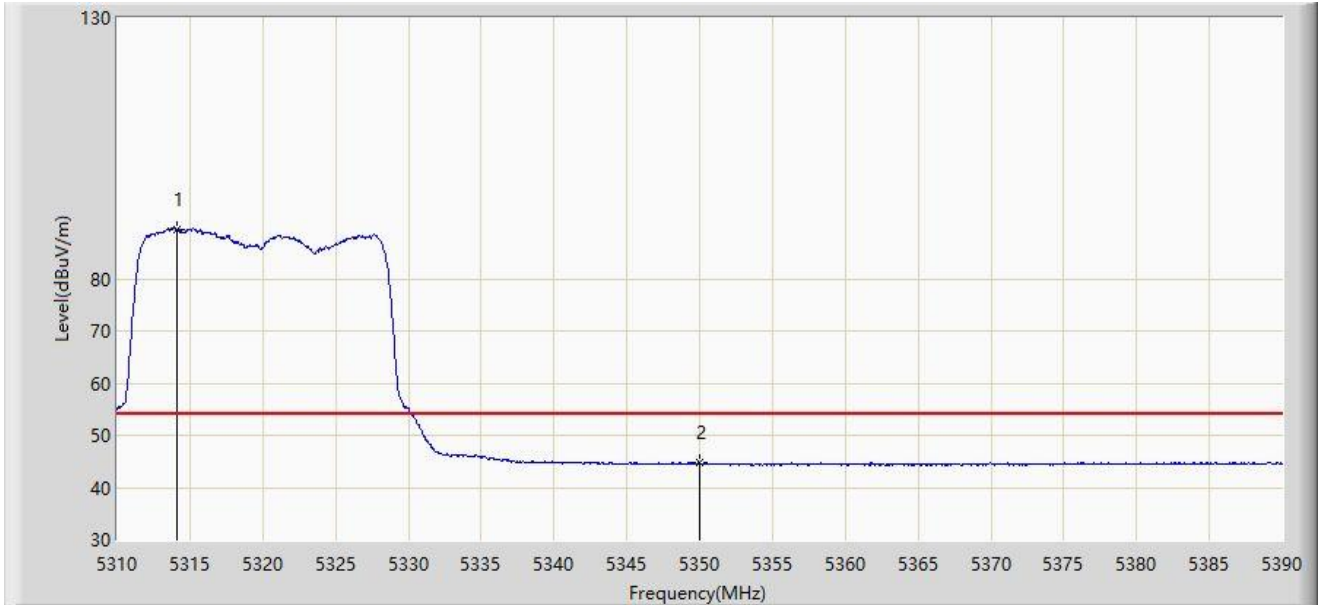
No	Flag	Mark	Frequency (MHz)	Measure Level (dBuV/m)	Reading Level (dBuV)	Margin (dB)	Limit (dBuV/m)	Factor (dB)	Type
1		*	5313.920	98.836	95.085	N/A	N/A	3.751	PK
2			5350.000	55.917	52.143	-18.083	74.000	3.774	PK
3			5376.080	59.161	55.370	-14.839	74.000	3.791	PK

Note: Measure Level (dBμV/m) = Reading Level (dBμV) + Factor (dB)

Factor (dB) = Cable Loss (dB) + Antenna Factor (dB/m) - Pre\_Amplifier Gain



Site: AC1	Time: 2020/04/17 - 22:56
Limit: FCC_Part15.209_RE(3m)	Engineer: Kevin Ker
Probe: BBHA 9120D_1-18GHz	Polarity: Vertical
EUT: ACCESS POINT	Power: By POE
Test Mode: Transmit by 802.11a at Channel 5320MHz	



No	Flag	Mark	Frequency (MHz)	Measure Level (dBuV/m)	Reading Level (dBuV)	Margin (dB)	Limit (dBuV/m)	Factor (dB)	Type
1		*	5314.080	89.504	85.753	N/A	N/A	3.752	AV
2			5350.000	44.743	40.969	-9.257	54.000	3.774	AV

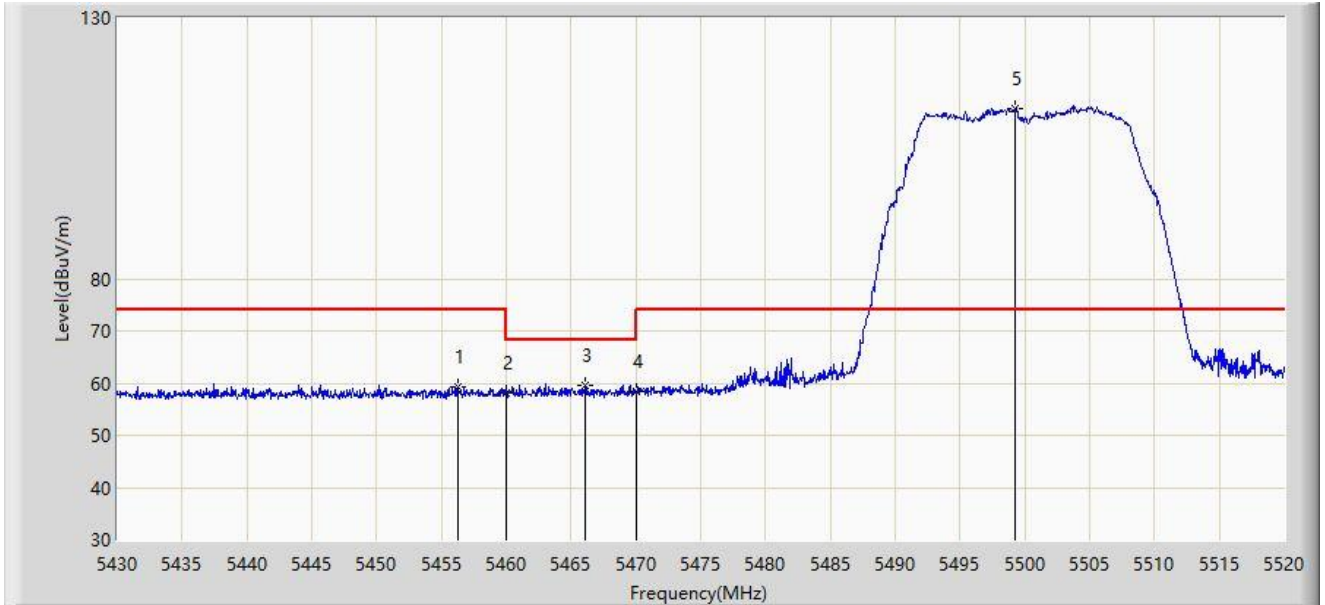
Note: Measure Level (dBμV/m) = Reading Level (dBμV) + Factor (dB)

Factor (dB) = Cable Loss (dB) + Antenna Factor (dB/m) - Pre\_Amplifier Gain





Site: AC1	Time: 2020/04/17 - 22:57
Limit: FCC_Part15.209_RE(3m)	Engineer: Kevin Ker
Probe: BBHA 9120D_1-18GHz	Polarity: Horizontal
EUT: ACCESS POINT	Power: By POE
Test Mode: Transmit by 802.11a at Channel 5500MHz	



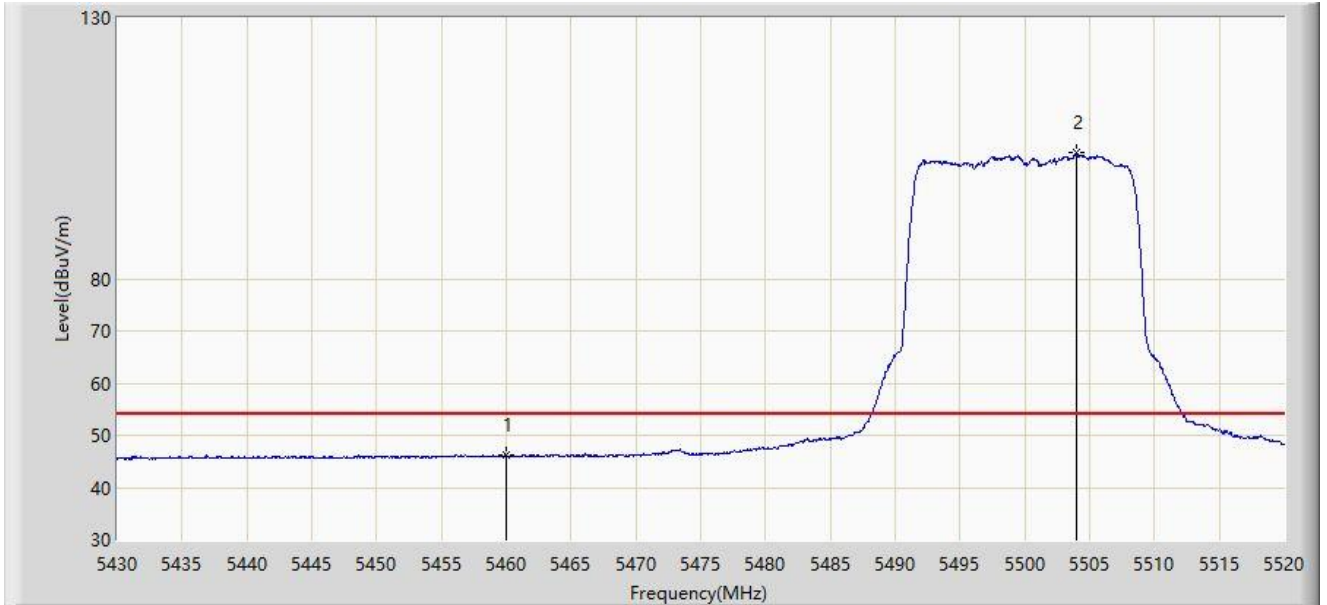
No	Flag	Mark	Frequency (MHz)	Measure Level (dBuV/m)	Reading Level (dBuV)	Margin (dB)	Limit (dBuV/m)	Factor (dB)	Type
1			5456.235	59.136	55.295	-14.864	74.000	3.841	PK
2			5460.000	58.163	54.319	-15.837	74.000	3.844	PK
3			5466.045	59.557	55.709	-8.643	68.200	3.848	PK
4			5470.000	58.278	54.427	-9.922	68.200	3.850	PK
5		*	5499.300	112.546	108.665	N/A	N/A	3.881	PK

Note: Measure Level (dBμV/m) = Reading Level (dBμV) + Factor (dB)

Factor (dB) = Cable Loss (dB) + Antenna Factor (dB/m) - Pre\_Amplifier Gain



Site: AC1	Time: 2020/04/17 - 22:59
Limit: FCC_Part15.209_RE(3m)	Engineer: Kevin Ker
Probe: BBHA 9120D_1-18GHz	Polarity: Horizontal
EUT: ACCESS POINT	Power: By POE
Test Mode: Transmit by 802.11a at Channel 5500MHz	



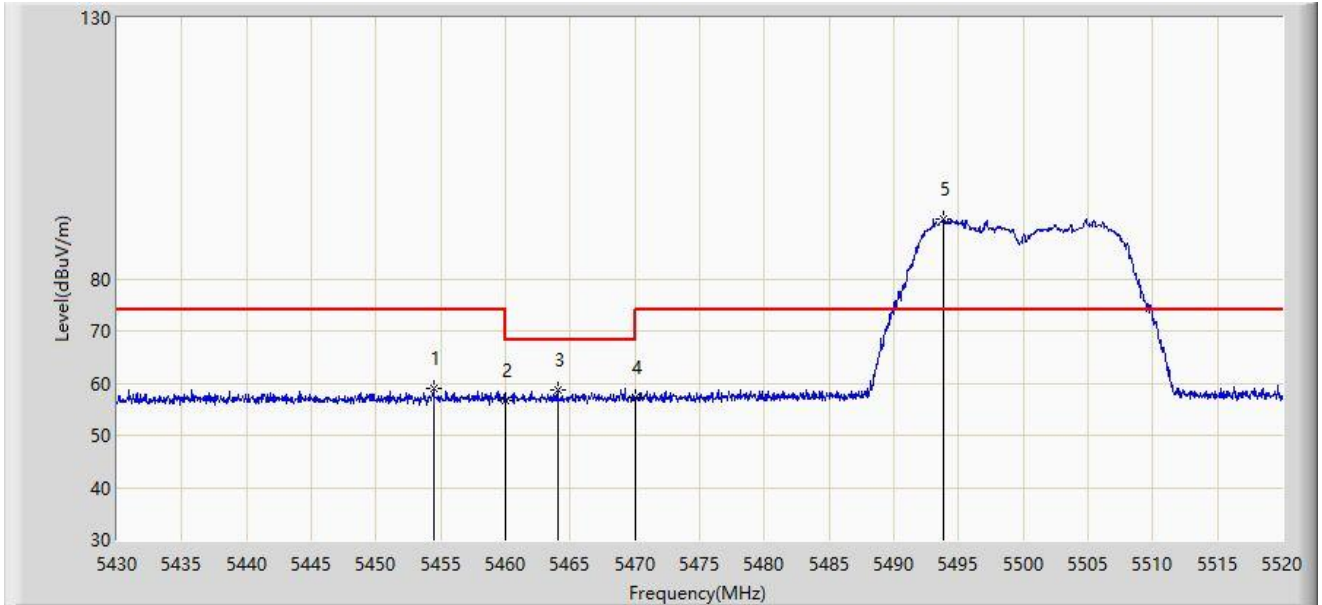
No	Flag	Mark	Frequency (MHz)	Measure Level (dBuV/m)	Reading Level (dBuV)	Margin (dB)	Limit (dBuV/m)	Factor (dB)	Type
1			5460.000	46.216	42.372	-7.784	54.000	3.844	AV
2		*	5503.935	104.117	100.229	N/A	N/A	3.888	AV

Note: Measure Level (dBμV/m) = Reading Level (dBμV) + Factor (dB)

Factor (dB) = Cable Loss (dB) + Antenna Factor (dB/m) - Pre\_Amplifier Gain



Site: AC1	Time: 2020/04/17 - 23:01
Limit: FCC_Part15.209_RE(3m)	Engineer: Kevin Ker
Probe: BBHA 9120D_1-18GHz	Polarity: Vertical
EUT: ACCESS POINT	Power: By POE
Test Mode: Transmit by 802.11a at Channel 5500MHz	



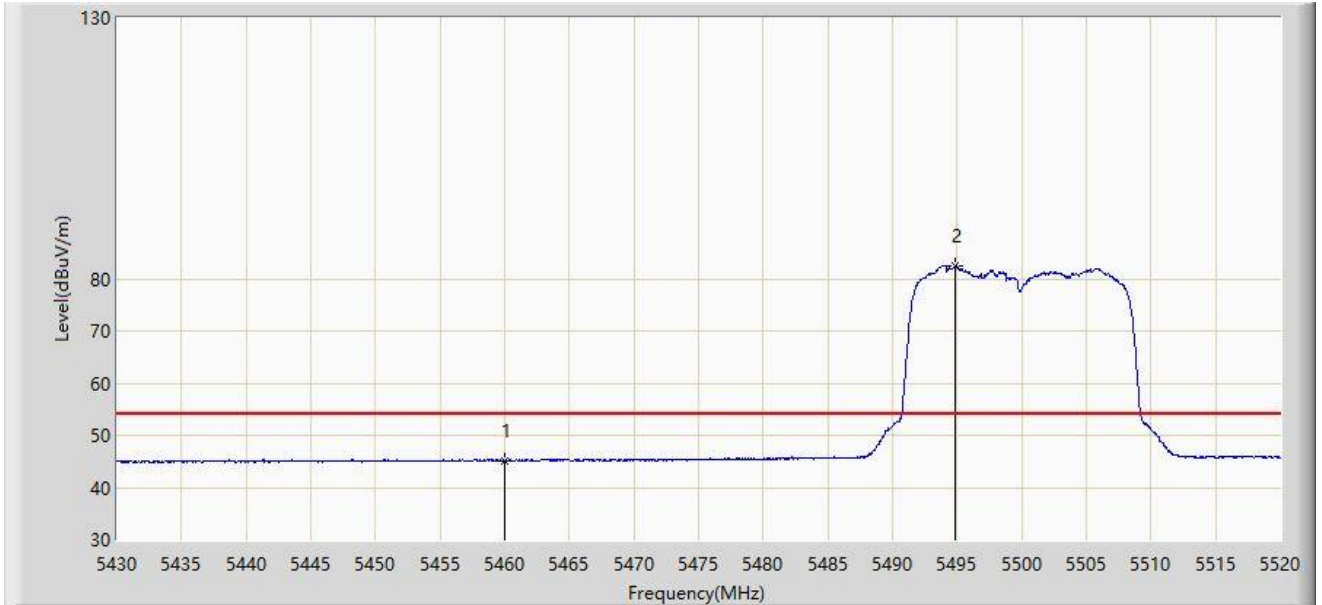
No	Flag	Mark	Frequency (MHz)	Measure Level (dBuV/m)	Reading Level (dBuV)	Margin (dB)	Limit (dBuV/m)	Factor (dB)	Type
1			5454.435	58.848	55.008	-15.152	74.000	3.840	PK
2			5460.000	56.796	52.952	-17.204	74.000	3.844	PK
3			5464.020	58.629	54.782	-9.571	68.200	3.846	PK
4			5470.000	57.224	53.373	-10.976	68.200	3.850	PK
5		*	5493.810	91.574	87.702	N/A	N/A	3.872	PK

Note: Measure Level (dBμV/m) = Reading Level (dBμV) + Factor (dB)

Factor (dB) = Cable Loss (dB) + Antenna Factor (dB/m) - Pre\_Amplifier Gain



Site: AC1	Time: 2020/04/17 - 23:02
Limit: FCC_Part15.209_RE(3m)	Engineer: Kevin Ker
Probe: BBHA 9120D_1-18GHz	Polarity: Vertical
EUT: ACCESS POINT	Power: By POE
Test Mode: Transmit by 802.11a at Channel 5500MHz	



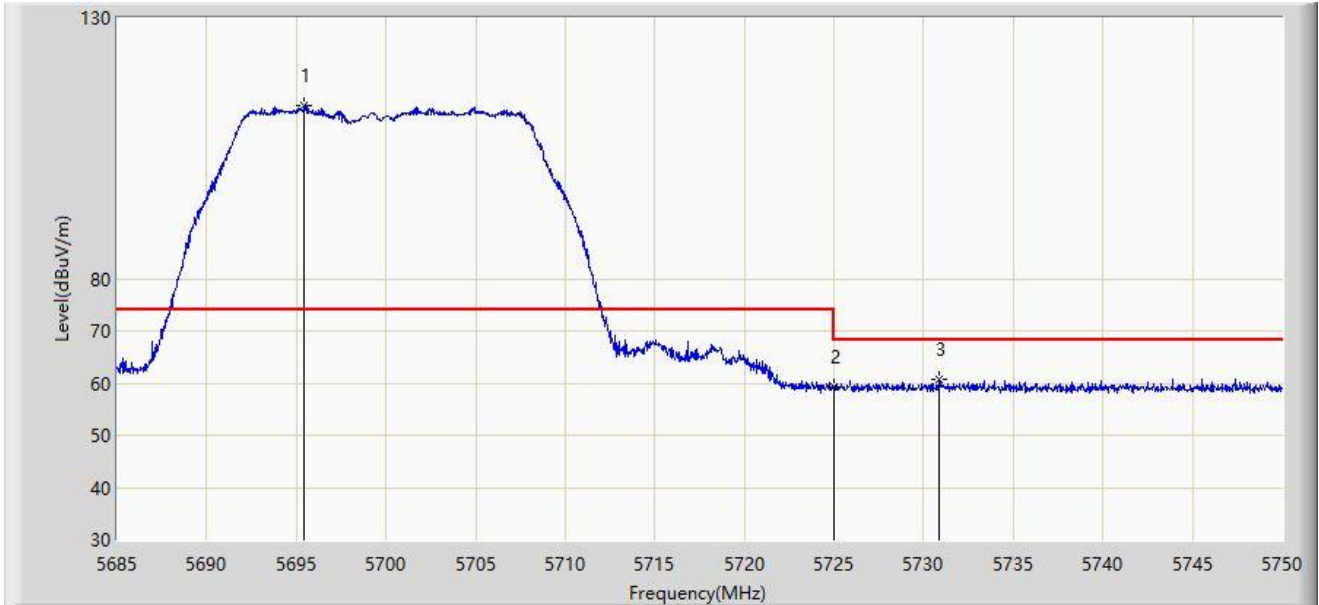
No	Flag	Mark	Frequency (MHz)	Measure Level (dBuV/m)	Reading Level (dBuV)	Margin (dB)	Limit (dBuV/m)	Factor (dB)	Type
1			5460.000	45.020	41.176	-8.980	54.000	3.844	AV
2		*	5494.800	82.437	78.563	N/A	N/A	3.874	AV

Note: Measure Level (dBμV/m) = Reading Level (dBμV) + Factor (dB)

Factor (dB) = Cable Loss (dB) + Antenna Factor (dB/m) - Pre\_Amplifier Gain



Site: AC1	Time: 2020/04/17 - 23:04
Limit: FCC_Part15.209_RE(3m)	Engineer: Kevin Ker
Probe: BBHA 9120D_1-18GHz	Polarity: Horizontal
EUT: ACCESS POINT	Power: By POE
Test Mode: Transmit by 802.11a at Channel 5700MHz	



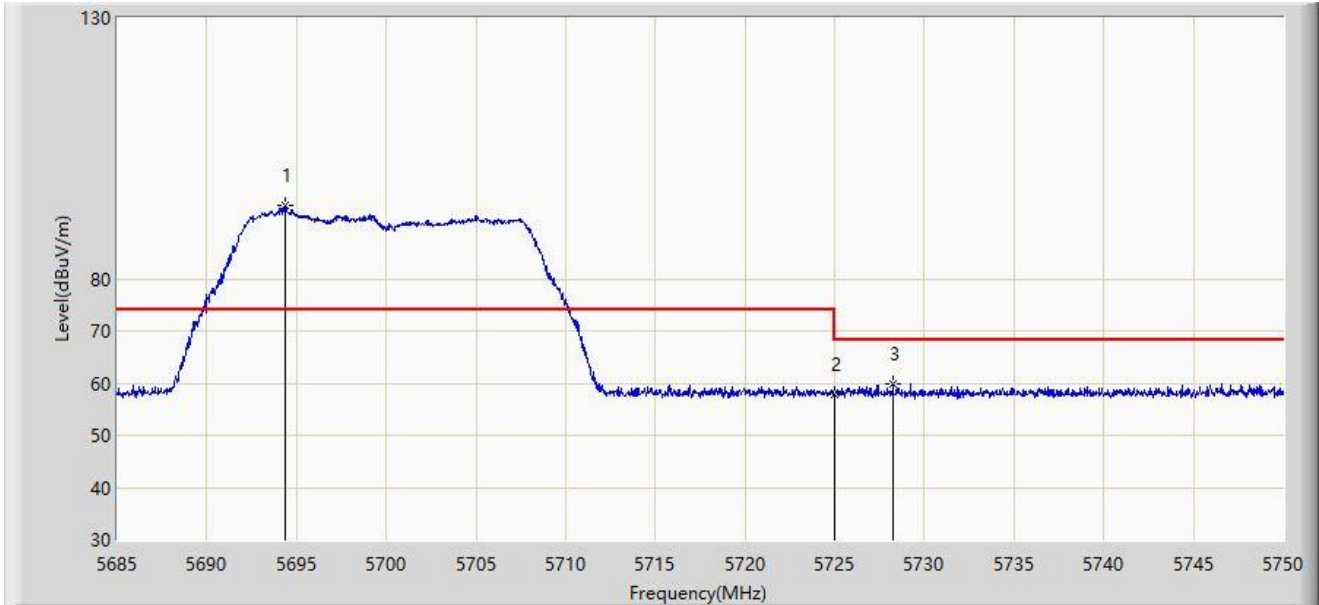
No	Flag	Mark	Frequency (MHz)	Measure Level (dBuV/m)	Reading Level (dBuV)	Margin (dB)	Limit (dBuV/m)	Factor (dB)	Type
1		*	5695.465	113.103	108.482	N/A	N/A	4.620	PK
2			5725.000	59.203	54.469	-8.997	68.200	4.734	PK
3			5730.890	60.705	55.949	-7.495	68.200	4.757	PK

Note: Measure Level (dB $\mu$ V/m) = Reading Level (dB $\mu$ V) + Factor (dB)

Factor (dB) = Cable Loss (dB) + Antenna Factor (dB/m) - Pre\_Amplifier Gain



Site: AC1	Time: 2020/04/17 - 23:07
Limit: FCC_Part15.209_RE(3m)	Engineer: Kevin Ker
Probe: BBHA 9120D_1-18GHz	Polarity: Vertical
EUT: ACCESS POINT	Power: By POE
Test Mode: Transmit by 802.11a at Channel 5700MHz	



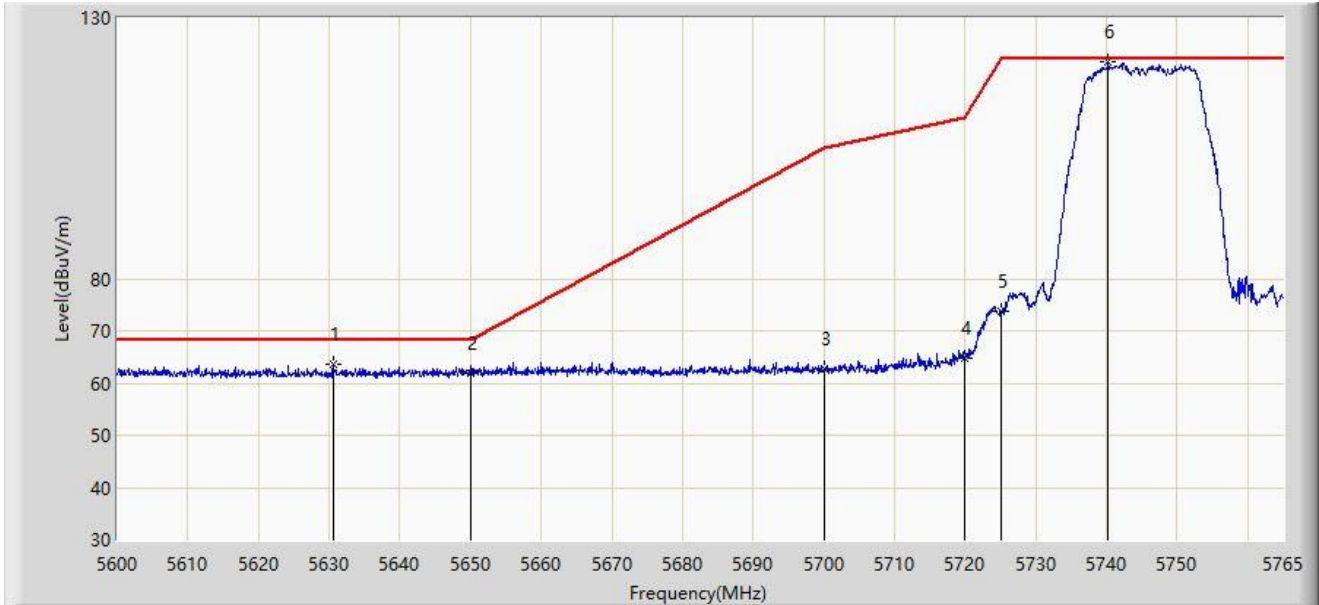
No	Flag	Mark	Frequency (MHz)	Measure Level (dBuV/m)	Reading Level (dBuV)	Margin (dB)	Limit (dBuV/m)	Factor (dB)	Type
1		*	5694.360	93.937	89.321	N/A	N/A	4.616	PK
2			5725.000	57.831	53.097	-10.369	68.200	4.734	PK
3			5728.257	59.959	55.213	-8.241	68.200	4.747	PK

Note: Measure Level (dB $\mu$ V/m) = Reading Level (dB $\mu$ V) + Factor (dB)

Factor (dB) = Cable Loss (dB) + Antenna Factor (dB/m) - Pre\_Amplifier Gain



Site: AC1	Time: 2020/04/17 - 23:10
Limit: FCC_Part15.407_Band Edge(3m)	Engineer: Kevin Ker
Probe: BBHA 9120D_1-18GHz	Polarity: Horizontal
EUT: ACCESS POINT	Power: By POE
Test Mode: Transmit by 802.11a at Channel 5745MHz	



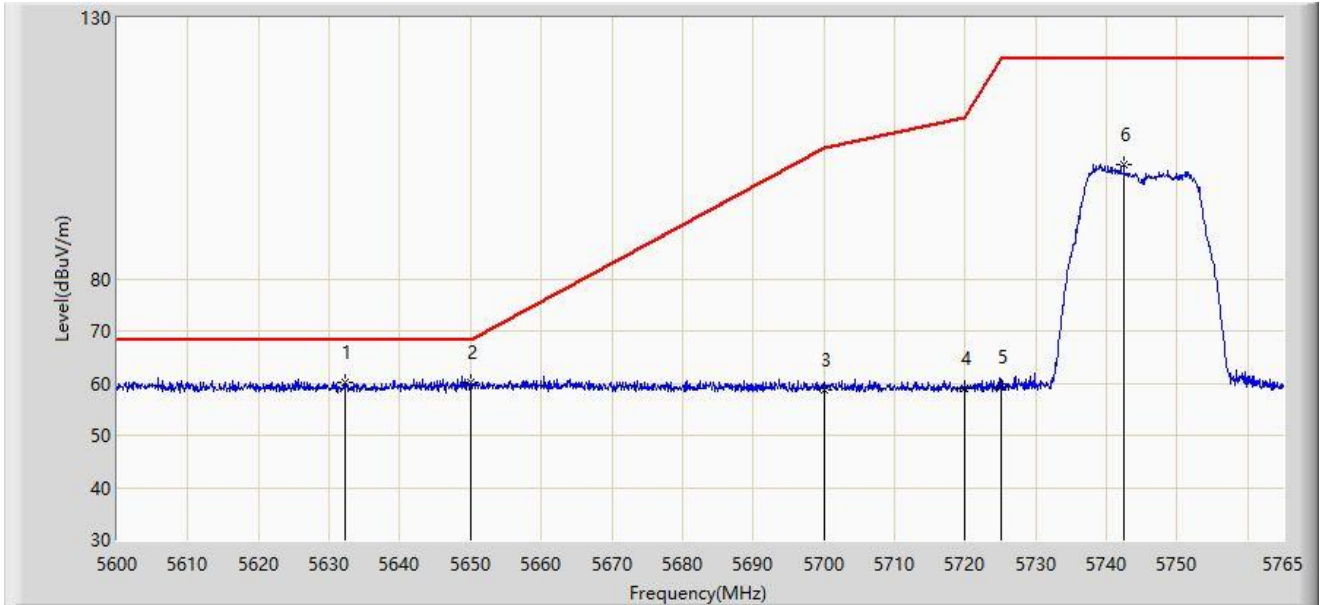
No	Flag	Mark	Frequency (MHz)	Measure Level (dBuV/m)	Reading Level (dBuV)	Margin (dB)	Limit (dBuV/m)	Factor (dB)	Type
1			5630.525	63.605	59.234	-4.595	68.200	4.372	PK
2			5650.000	61.936	57.490	-6.264	68.200	4.446	PK
3			5700.000	62.656	58.018	-42.544	105.200	4.638	PK
4			5720.000	64.804	60.089	-45.996	110.800	4.715	PK
5			5725.000	73.625	68.891	-48.575	122.200	4.734	PK
6		*	5740.250	121.583	116.791	N/A	N/A	4.793	PK

Note: Measure Level (dBμV/m) = Reading Level (dBμV) + Factor (dB)

Factor (dB) = Cable Loss (dB) + Antenna Factor (dB/m) - Pre\_Amplifier Gain



Site: AC1	Time: 2020/04/17 - 23:14
Limit: FCC_Part15.407_Band Edge(3m)	Engineer: Kevin Ker
Probe: BBHA 9120D_1-18GHz	Polarity: Vertical
EUT: ACCESS POINT	Power: By POE
Test Mode: Transmit by 802.11a at Channel 5745MHz	



No	Flag	Mark	Frequency (MHz)	Measure Level (dBuV/m)	Reading Level (dBuV)	Margin (dB)	Limit (dBuV/m)	Factor (dB)	Type
1		*	5632.175	60.284	55.906	-7.916	68.200	4.378	PK
2			5650.000	60.165	55.719	-8.035	68.200	4.446	PK
3			5700.000	58.734	54.096	-46.466	105.200	4.638	PK
4			5720.000	59.089	54.374	-51.711	110.800	4.715	PK
5			5725.000	59.369	54.635	-62.831	122.200	4.734	PK
6			5742.478	101.953	97.152	N/A	N/A	4.800	PK

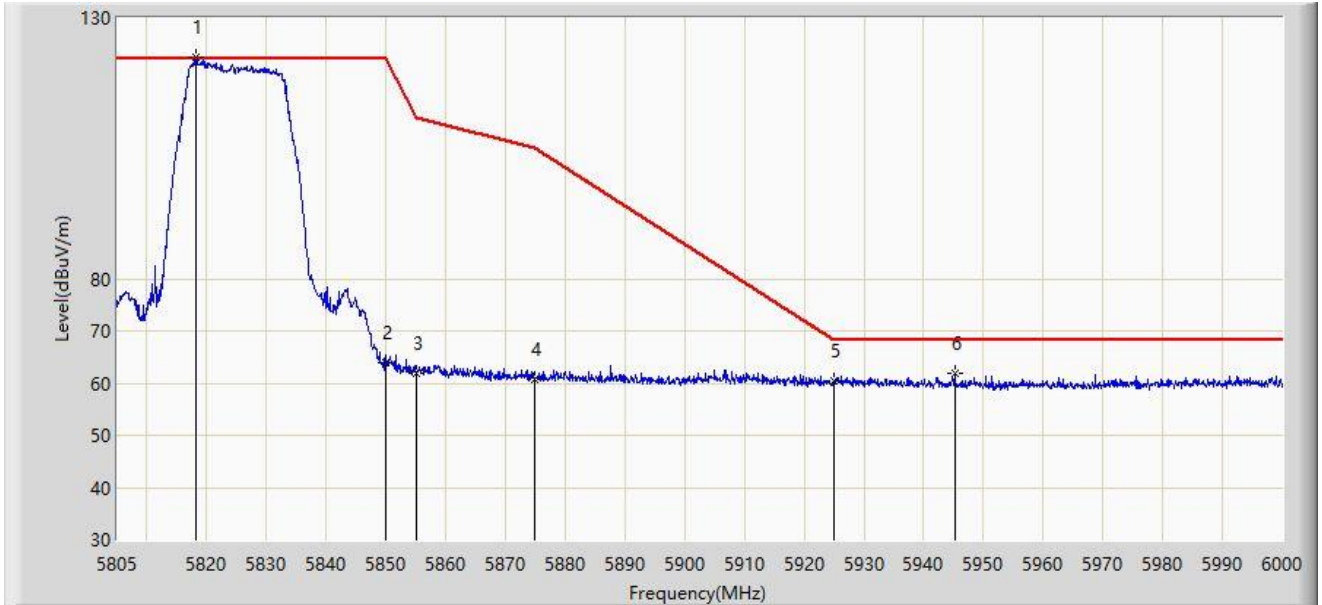
Note: Measure Level (dBμV/m) = Reading Level (dBμV) + Factor (dB)

Factor (dB) = Cable Loss (dB) + Antenna Factor (dB/m) - Pre\_Amplifier Gain





Site: AC1	Time: 2020/04/17 - 23:16
Limit: FCC_Part15.407_Band Edge(3m)	Engineer: Kevin Ker
Probe: BBHA 9120D_1-18GHz	Polarity: Horizontal
EUT: ACCESS POINT	Power: By POE
Test Mode: Transmit by 802.11a at Channel 5825MHz	



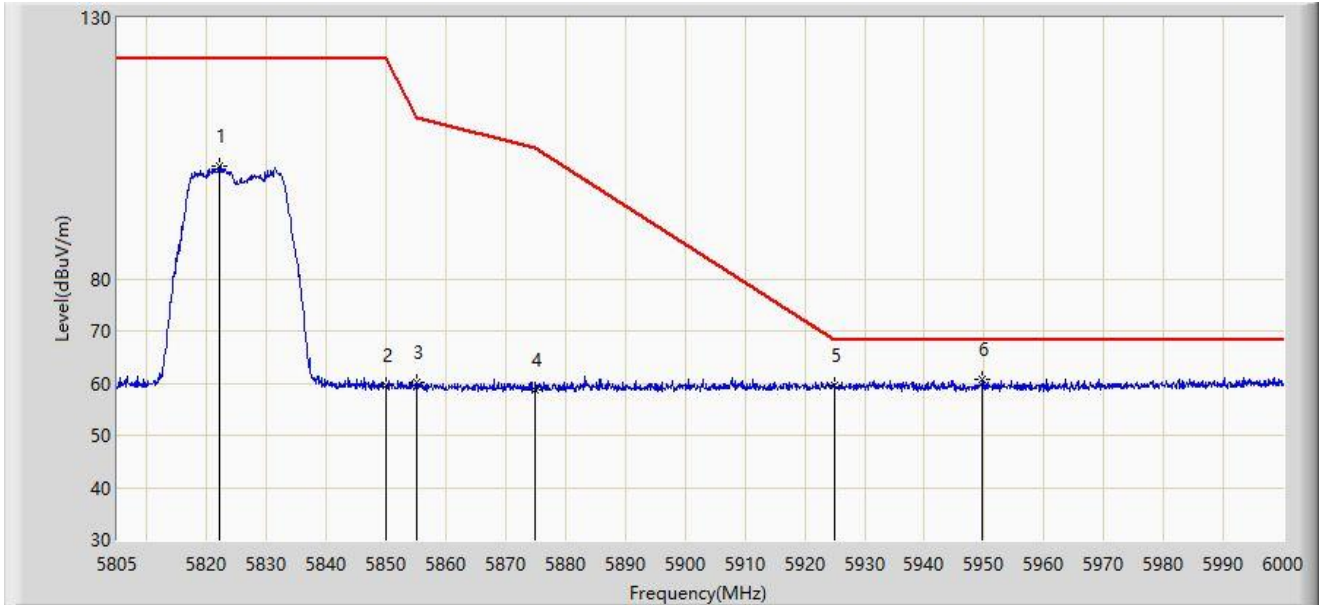
No	Flag	Mark	Frequency (MHz)	Measure Level (dBuV/m)	Reading Level (dBuV)	Margin (dB)	Limit (dBuV/m)	Factor (dB)	Type
1		*	5818.163	122.500	117.408	N/A	N/A	5.092	PK
2			5850.000	64.047	58.833	-58.153	122.200	5.214	PK
3			5855.000	61.915	56.682	-48.885	110.800	5.233	PK
4			5875.000	60.843	55.533	-44.357	105.200	5.310	PK
5			5925.000	60.399	54.897	-7.801	68.200	5.502	PK
6			5945.205	61.900	56.320	-6.300	68.200	5.580	PK

Note: Measure Level (dBμV/m) = Reading Level (dBμV) + Factor (dB)

Factor (dB) = Cable Loss (dB) + Antenna Factor (dB/m) - Pre\_Amplifier Gain



Site: AC1	Time: 2020/04/17 - 23:20
Limit: FCC_Part15.407_Band Edge(3m)	Engineer: Kevin Ker
Probe: BBHA 9120D_1-18GHz	Polarity: Vertical
EUT: ACCESS POINT	Power: By POE
Test Mode: Transmit by 802.11a at Channel 5825MHz	



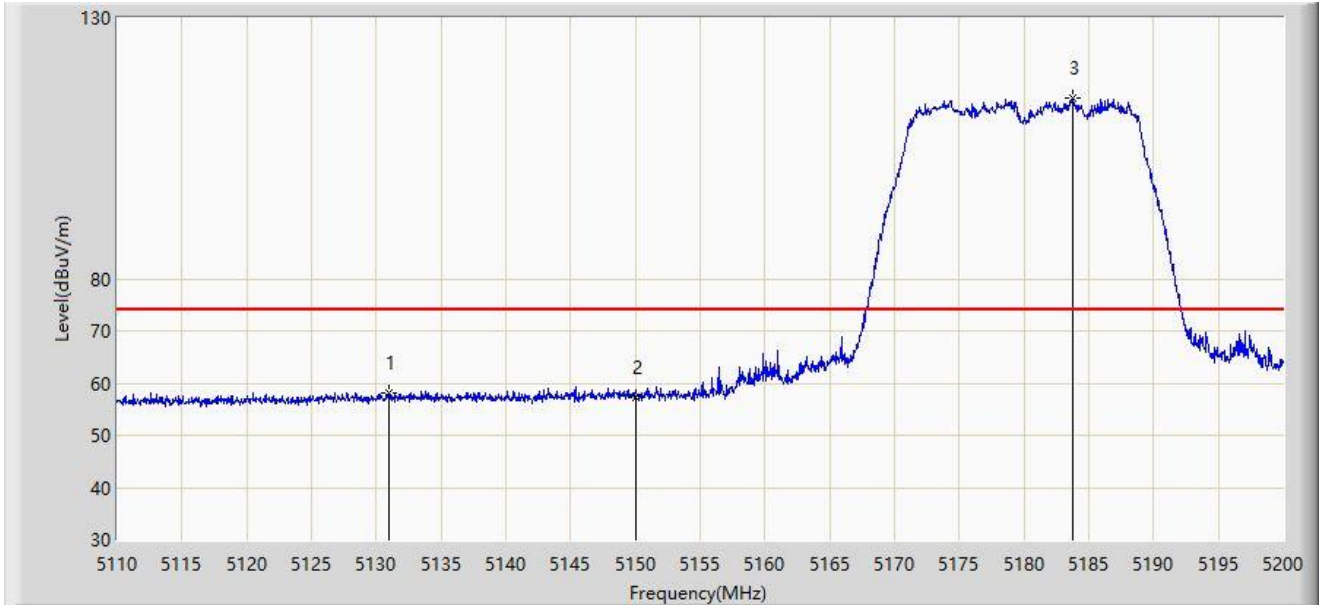
No	Flag	Mark	Frequency (MHz)	Measure Level (dBuV/m)	Reading Level (dBuV)	Margin (dB)	Limit (dBuV/m)	Factor (dB)	Type
1			5822.160	101.627	96.520	N/A	N/A	5.108	PK
2			5850.000	59.457	54.243	-62.743	122.200	5.214	PK
3			5855.000	60.199	54.966	-50.601	110.800	5.233	PK
4			5875.000	58.833	53.523	-46.367	105.200	5.310	PK
5			5925.000	59.648	54.146	-8.552	68.200	5.502	PK
6		*	5949.690	60.624	55.027	-7.576	68.200	5.597	PK

Note: Measure Level (dBμV/m) = Reading Level (dBμV) + Factor (dB)

Factor (dB) = Cable Loss (dB) + Antenna Factor (dB/m) - Pre\_Amplifier Gain



Site: AC1	Time: 2020/04/17 - 23:23
Limit: FCC_Part15.209_RE(3m)	Engineer: Kevin Ker
Probe: BBHA 9120D_1-18GHz	Polarity: Horizontal
EUT: ACCESS POINT	Power: By POE
Test Mode: Transmit by 802.11ac-VHT20 at Channel 5180MHz	



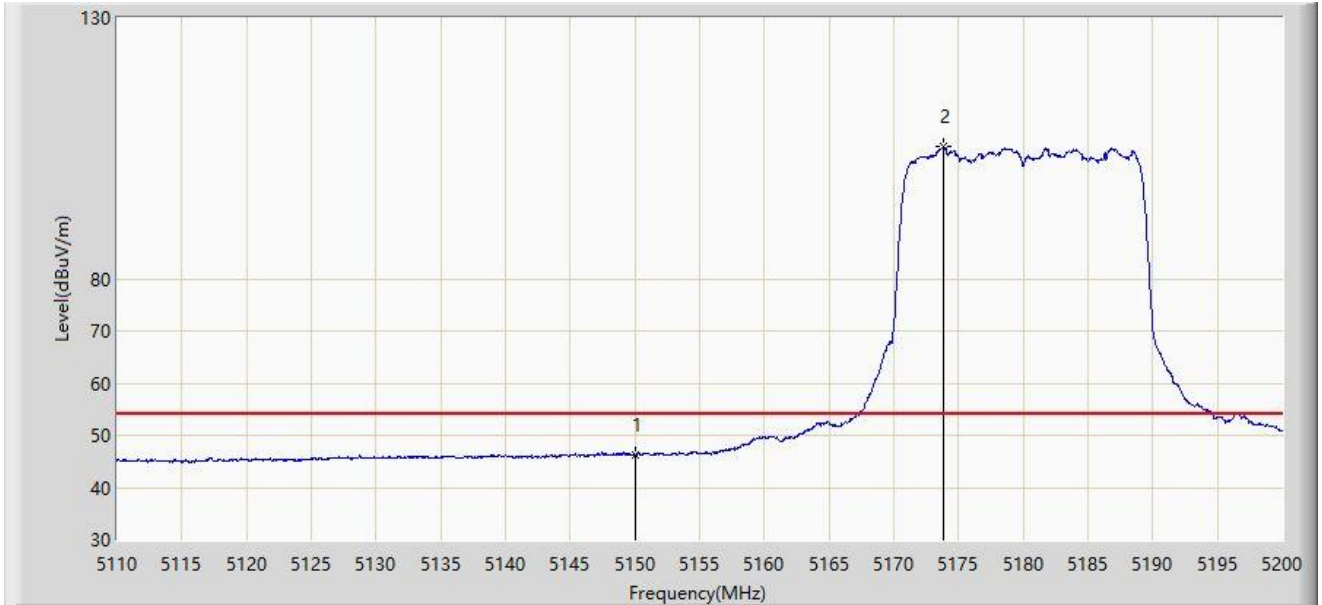
No	Flag	Mark	Frequency (MHz)	Measure Level (dBuV/m)	Reading Level (dBuV)	Margin (dB)	Limit (dBuV/m)	Factor (dB)	Type
1			5131.015	58.177	54.543	-15.823	74.000	3.634	PK
2			5150.000	57.221	53.575	-16.779	74.000	3.646	PK
3		*	5183.710	114.506	110.839	N/A	N/A	3.668	PK

Note: Measure Level (dBμV/m) = Reading Level (dBμV) + Factor (dB)

Factor (dB) = Cable Loss (dB) + Antenna Factor (dB/m) - Pre\_Amplifier Gain



Site: AC1	Time: 2020/04/17 - 23:26
Limit: FCC_Part15.209_RE(3m)	Engineer: Kevin Ker
Probe: BBHA 9120D_1-18GHz	Polarity: Horizontal
EUT: ACCESS POINT	Power: By POE
Test Mode: Transmit by 802.11ac-VHT20 at Channel 5180MHz	



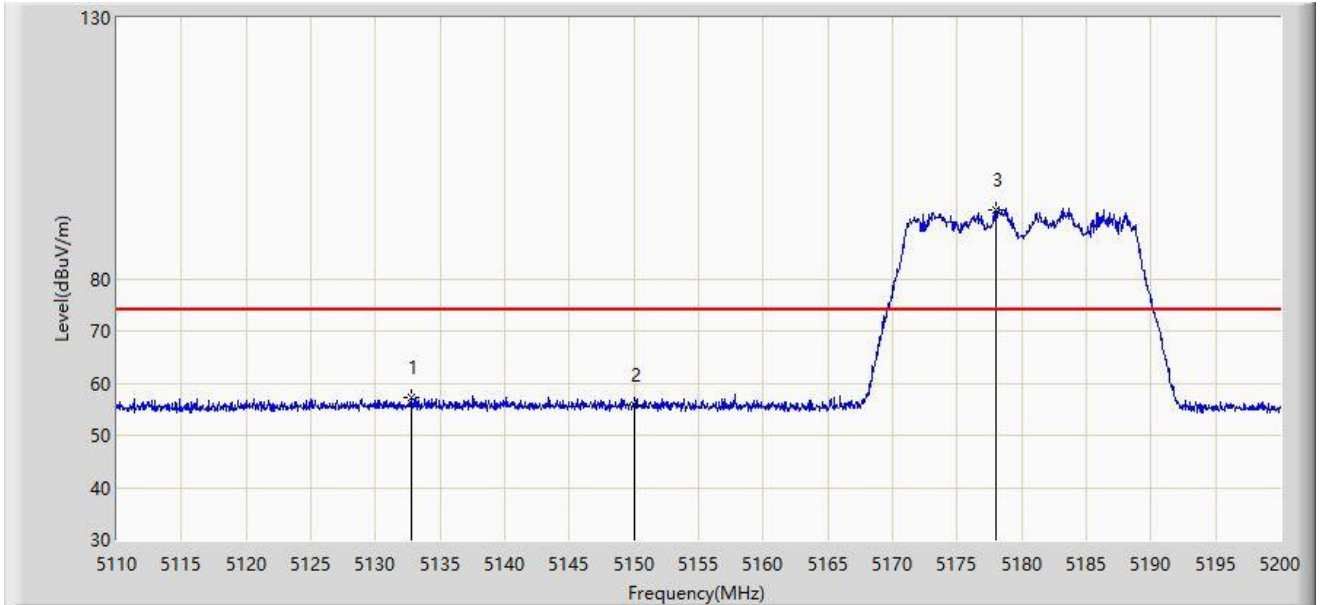
No	Flag	Mark	Frequency (MHz)	Measure Level (dBuV/m)	Reading Level (dBuV)	Margin (dB)	Limit (dBuV/m)	Factor (dB)	Type
1			5150.000	46.330	42.684	-7.670	54.000	3.646	AV
2		*	5173.855	105.322	101.661	N/A	N/A	3.661	AV

Note: Measure Level (dB $\mu$ V/m) = Reading Level (dB $\mu$ V) + Factor (dB)

Factor (dB) = Cable Loss (dB) + Antenna Factor (dB/m) - Pre\_Amplifier Gain



Site: AC1	Time: 2020/04/17 - 23:29
Limit: FCC_Part15.209_RE(3m)	Engineer: Kevin Ker
Probe: BBHA 9120D_1-18GHz	Polarity: Vertical
EUT: ACCESS POINT	Power: By POE
Test Mode: Transmit by 802.11ac-VHT20 at Channel 5180MHz	



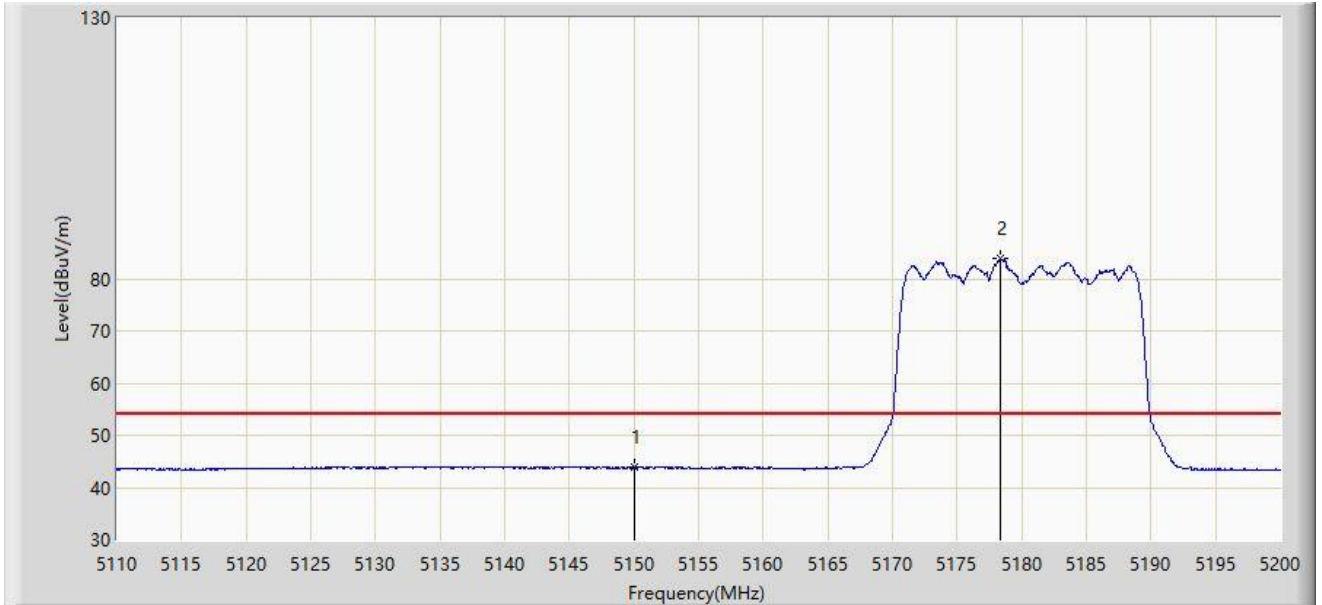
No	Flag	Mark	Frequency (MHz)	Measure Level (dBuV/m)	Reading Level (dBuV)	Margin (dB)	Limit (dBuV/m)	Factor (dB)	Type
1			5132.770	57.193	53.558	-16.807	74.000	3.635	PK
2			5150.000	55.938	52.292	-18.062	74.000	3.646	PK
3		*	5178.040	93.248	89.584	N/A	N/A	3.664	PK

Note: Measure Level (dBμV/m) = Reading Level (dBμV) + Factor (dB)

Factor (dB) = Cable Loss (dB) + Antenna Factor (dB/m) - Pre\_Amplifier Gain



Site: AC1	Time: 2020/04/17 - 23:30
Limit: FCC_Part15.209_RE(3m)	Engineer: Kevin Ker
Probe: BBHA 9120D_1-18GHz	Polarity: Vertical
EUT: ACCESS POINT	Power: By POE
Test Mode: Transmit by 802.11ac-VHT20 at Channel 5180MHz	



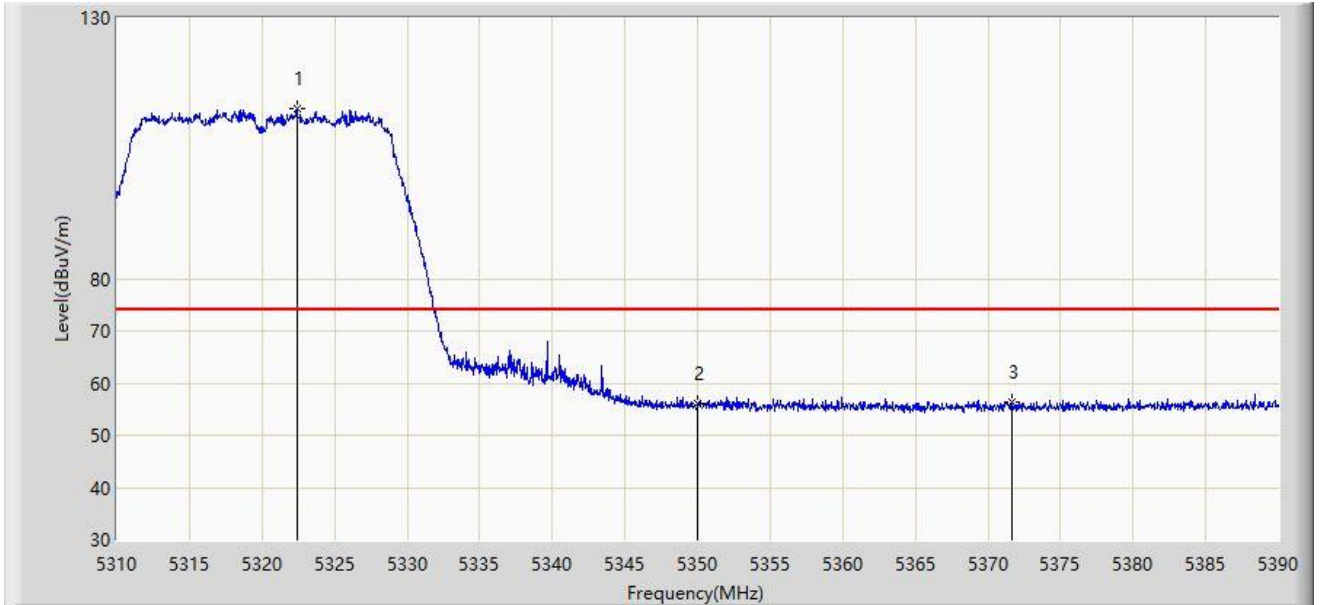
No	Flag	Mark	Frequency (MHz)	Measure Level (dBuV/m)	Reading Level (dBuV)	Margin (dB)	Limit (dBuV/m)	Factor (dB)	Type
1			5150.000	43.780	40.134	-10.220	54.000	3.646	AV
2		*	5178.400	83.785	80.121	N/A	N/A	3.664	AV

Note: Measure Level (dBμV/m) = Reading Level (dBμV) + Factor (dB)

Factor (dB) = Cable Loss (dB) + Antenna Factor (dB/m) - Pre\_Amplifier Gain



Site: AC1	Time: 2020/04/17 - 23:34
Limit: FCC_Part15.209_RE(3m)	Engineer: Kevin Ker
Probe: BBHA 9120D_1-18GHz	Polarity: Horizontal
EUT: ACCESS POINT	Power: By POE
Test Mode: Transmit by 802.11ac-VHT20 at Channel 5320MHz	



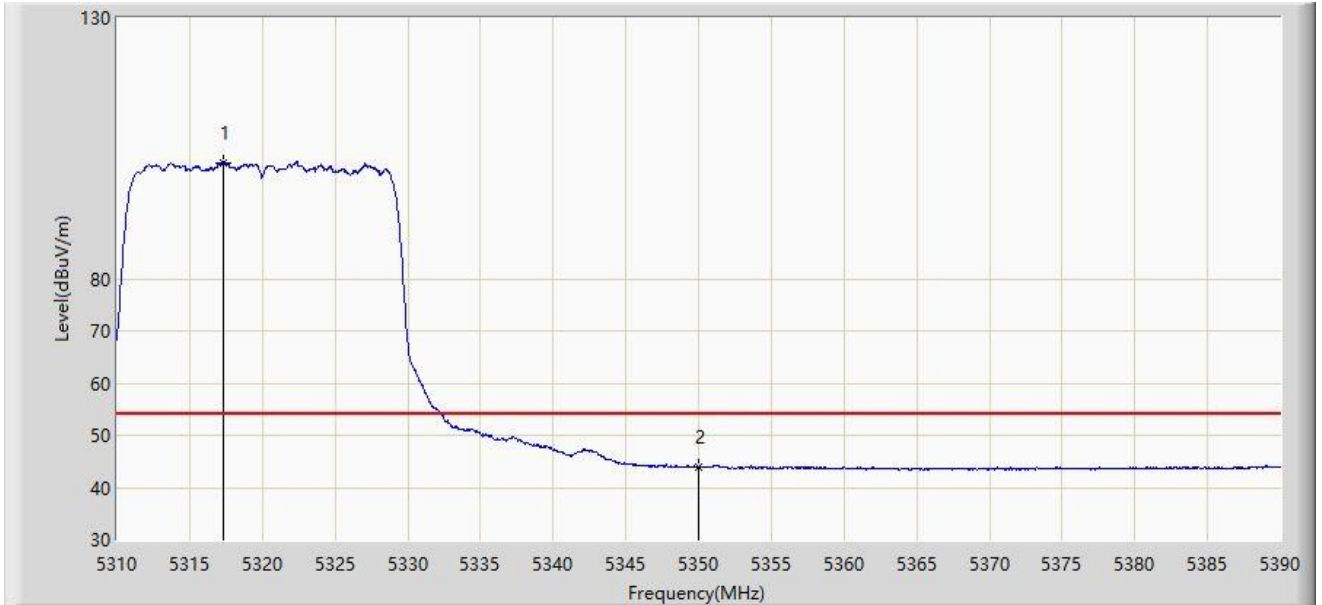
No	Flag	Mark	Frequency (MHz)	Measure Level (dBuV/m)	Reading Level (dBuV)	Margin (dB)	Limit (dBuV/m)	Factor (dB)	Type
1		*	5322.400	112.595	108.838	N/A	N/A	3.757	PK
2			5350.000	56.147	52.373	-17.853	74.000	3.774	PK
3			5371.680	56.327	52.539	-17.673	74.000	3.788	PK

Note: Measure Level (dBuV/m) = Reading Level (dBuV) + Factor (dB)

Factor (dB) = Cable Loss (dB) + Antenna Factor (dB/m) - Pre\_Amplifier Gain



Site: AC1	Time: 2020/04/17 - 23:36
Limit: FCC_Part15.209_RE(3m)	Engineer: Kevin Ker
Probe: BBHA 9120D_1-18GHz	Polarity: Horizontal
EUT: ACCESS POINT	Power: By POE
Test Mode: Transmit by 802.11ac-VHT20 at Channel 5320MHz	



No	Flag	Mark	Frequency (MHz)	Measure Level (dBuV/m)	Reading Level (dBuV)	Margin (dB)	Limit (dBuV/m)	Factor (dB)	Type
1		*	5317.320	102.230	98.476	N/A	N/A	3.755	AV
2			5350.000	43.984	40.210	-10.016	54.000	3.774	AV

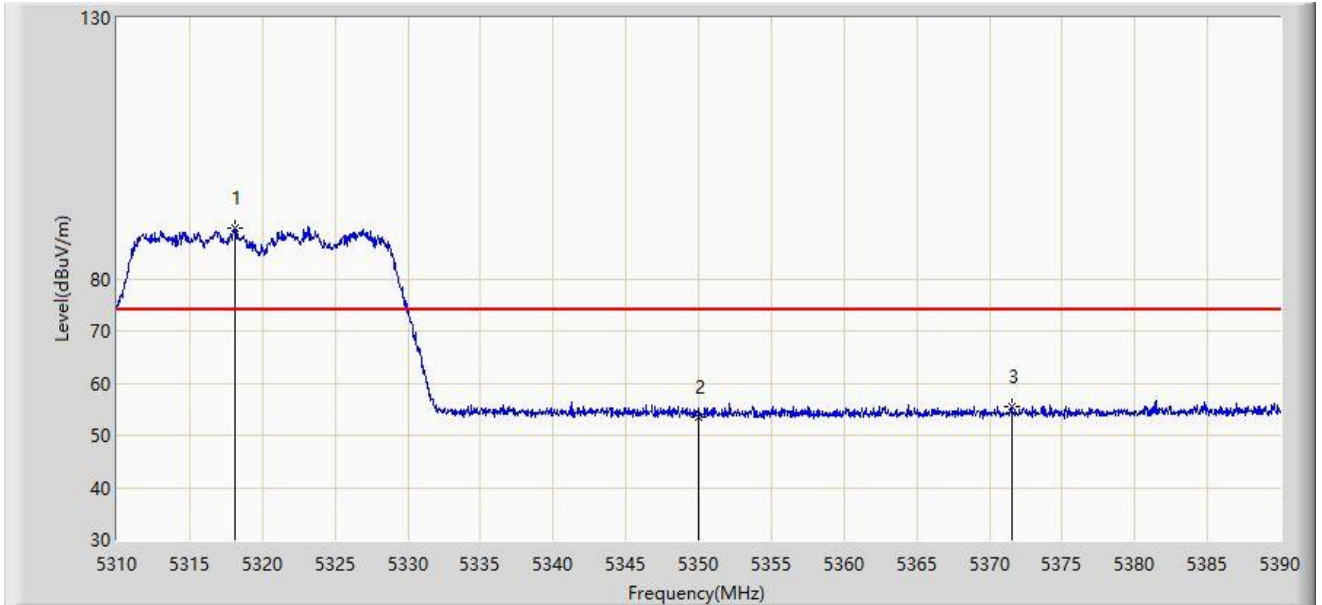
Note: Measure Level (dBμV/m) = Reading Level (dBμV) + Factor (dB)

Factor (dB) = Cable Loss (dB) + Antenna Factor (dB/m) - Pre\_Amplifier Gain





Site: AC1	Time: 2020/04/17 - 23:38
Limit: FCC_Part15.209_RE(3m)	Engineer: Kevin Ker
Probe: BBHA 9120D_1-18GHz	Polarity: Vertical
EUT: ACCESS POINT	Power: By POE
Test Mode: Transmit by 802.11ac-VHT20 at Channel 5320MHz	



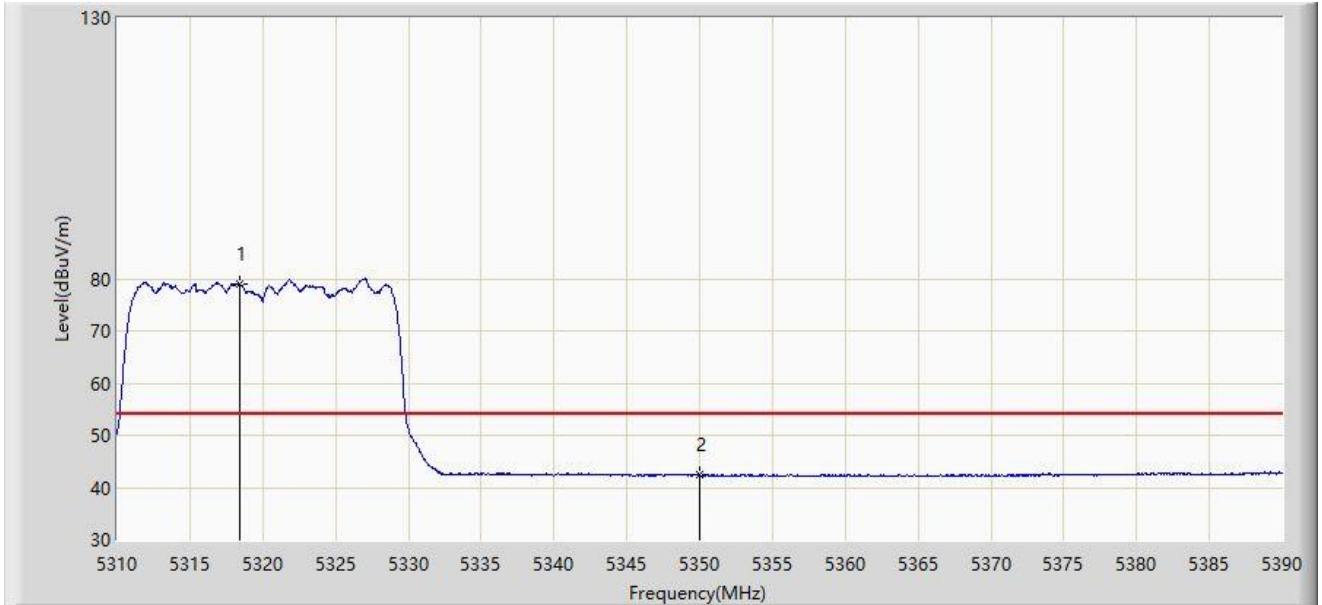
No	Flag	Mark	Frequency (MHz)	Measure Level (dBuV/m)	Reading Level (dBuV)	Margin (dB)	Limit (dBuV/m)	Factor (dB)	Type
1		*	5318.120	89.807	86.053	N/A	N/A	3.754	PK
2			5350.000	53.566	49.792	-20.434	74.000	3.774	PK
3			5371.560	55.602	51.814	-18.398	74.000	3.788	PK

Note: Measure Level (dBμV/m) = Reading Level (dBμV) + Factor (dB)

Factor (dB) = Cable Loss (dB) + Antenna Factor (dB/m) - Pre\_Amplifier Gain



Site: AC1	Time: 2020/04/17 - 23:39
Limit: FCC_Part15.209_RE(3m)	Engineer: Kevin Ker
Probe: BBHA 9120D_1-18GHz	Polarity: Vertical
EUT: ACCESS POINT	Power: By POE
Test Mode: Transmit by 802.11ac-VHT20 at Channel 5320MHz	



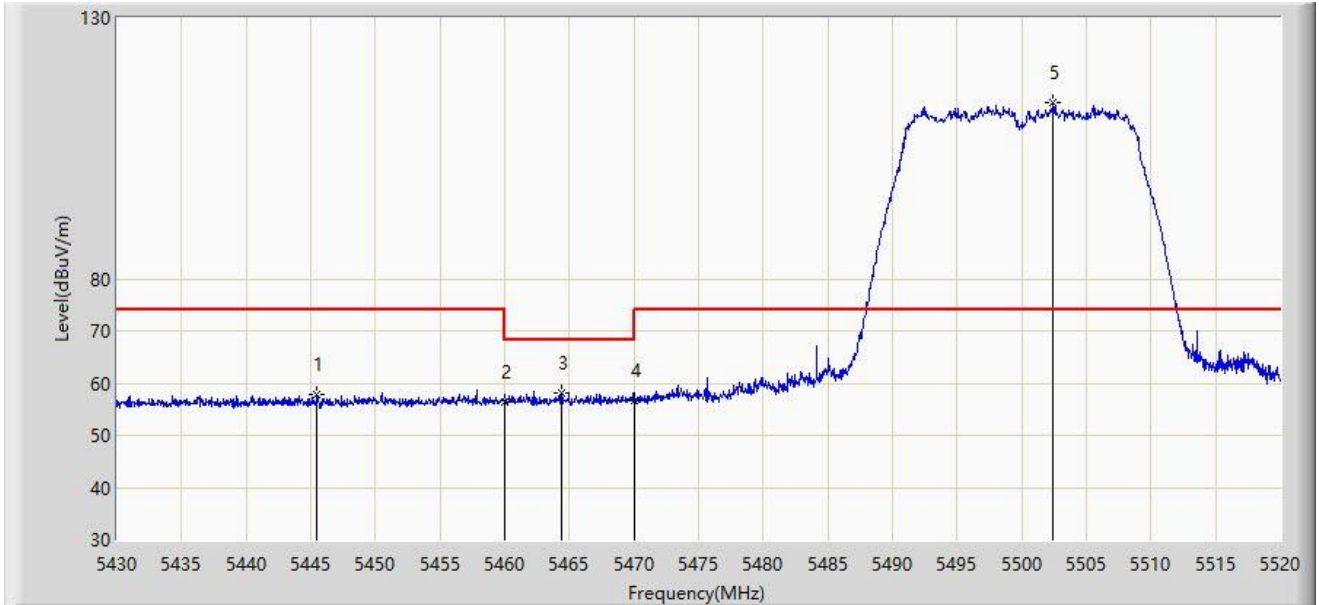
No	Flag	Mark	Frequency (MHz)	Measure Level (dBuV/m)	Reading Level (dBuV)	Margin (dB)	Limit (dBuV/m)	Factor (dB)	Type
1		*	5318.400	79.009	75.255	N/A	N/A	3.754	AV
2			5350.000	42.324	38.550	-11.676	54.000	3.774	AV

Note: Measure Level (dBμV/m) = Reading Level (dBμV) + Factor (dB)

Factor (dB) = Cable Loss (dB) + Antenna Factor (dB/m) - Pre\_Amplifier Gain



Site: AC1	Time: 2020/04/17 - 23:41
Limit: FCC_Part15.209_RE(3m)	Engineer: Kevin Ker
Probe: BBHA 9120D_1-18GHz	Polarity: Horizontal
EUT: ACCESS POINT	Power: By POE
Test Mode: Transmit by 802.11ac-VHT20 at Channel 5500MHz	



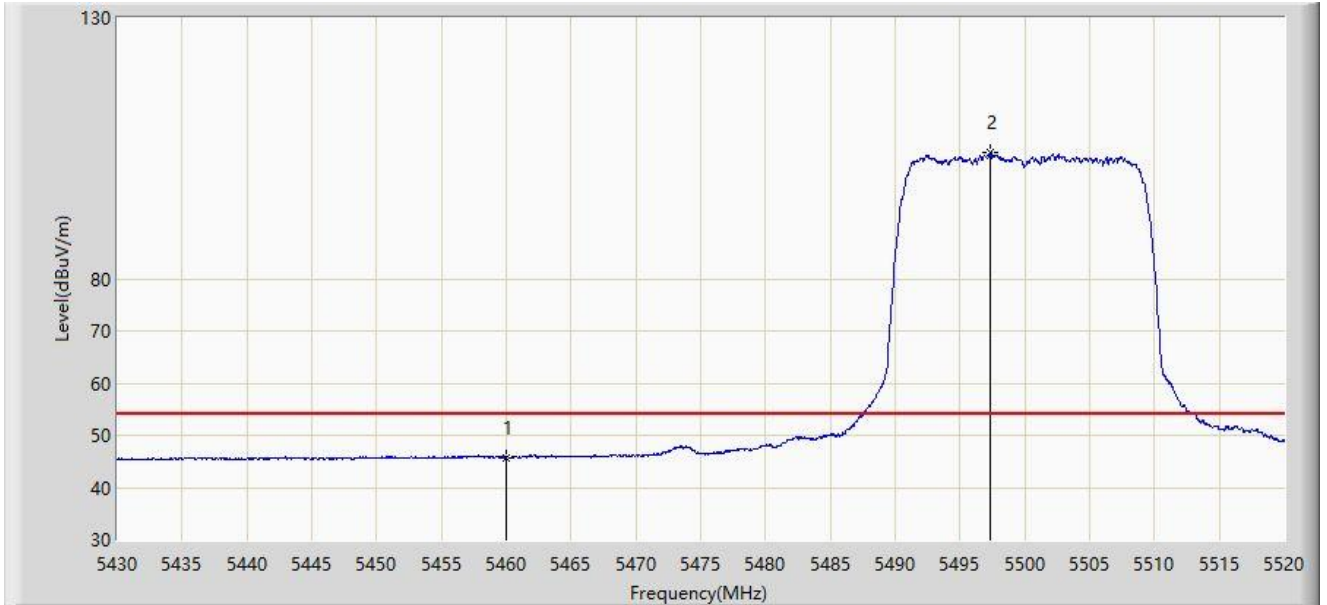
No	Flag	Mark	Frequency (MHz)	Measure Level (dBuV/m)	Reading Level (dBuV)	Margin (dB)	Limit (dBuV/m)	Factor (dB)	Type
1			5445.480	57.847	54.013	-16.153	74.000	3.835	PK
2			5460.000	56.477	52.633	-17.523	74.000	3.844	PK
3			5464.380	58.116	54.269	-10.084	68.200	3.847	PK
4			5470.000	56.763	52.912	-11.437	68.200	3.850	PK
5		*	5502.450	113.771	109.885	N/A	N/A	3.885	PK

Note: Measure Level (dBμV/m) = Reading Level (dBμV) + Factor (dB)

Factor (dB) = Cable Loss (dB) + Antenna Factor (dB/m) - Pre\_Amplifier Gain



Site: AC1	Time: 2020/04/17 - 23:43
Limit: FCC_Part15.209_RE(3m)	Engineer: Kevin Ker
Probe: BBHA 9120D_1-18GHz	Polarity: Horizontal
EUT: ACCESS POINT	Power: By POE
Test Mode: Transmit by 802.11ac-VHT20 at Channel 5500MHz	



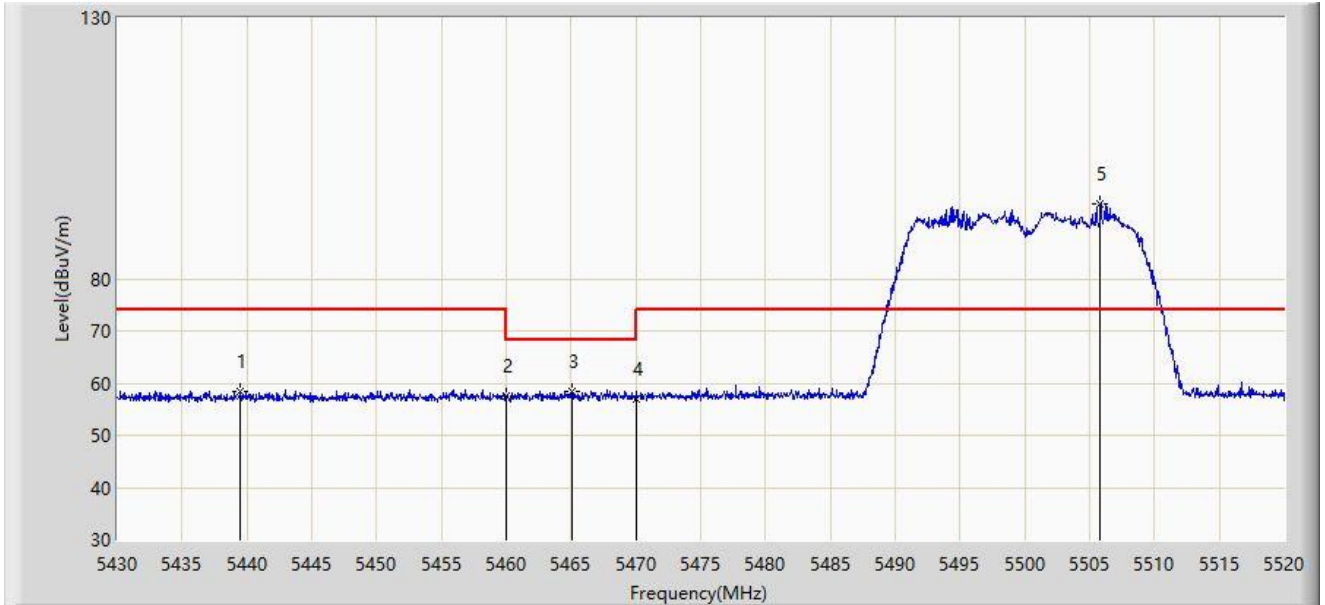
No	Flag	Mark	Frequency (MHz)	Measure Level (dBuV/m)	Reading Level (dBuV)	Margin (dB)	Limit (dBuV/m)	Factor (dB)	Type
1			5460.000	45.777	41.933	-8.223	54.000	3.844	AV
2		*	5497.320	104.131	100.253	N/A	N/A	3.877	AV

Note: Measure Level (dB $\mu$ V/m) = Reading Level (dB $\mu$ V) + Factor (dB)

Factor (dB) = Cable Loss (dB) + Antenna Factor (dB/m) - Pre\_Amplifier Gain



Site: AC1	Time: 2020/04/17 - 23:46
Limit: FCC_Part15.209_RE(3m)	Engineer: Kevin Ker
Probe: BBHA 9120D_1-18GHz	Polarity: Vertical
EUT: ACCESS POINT	Power: By POE
Test Mode: Transmit by 802.11ac-VHT20 at Channel 5500MHz	



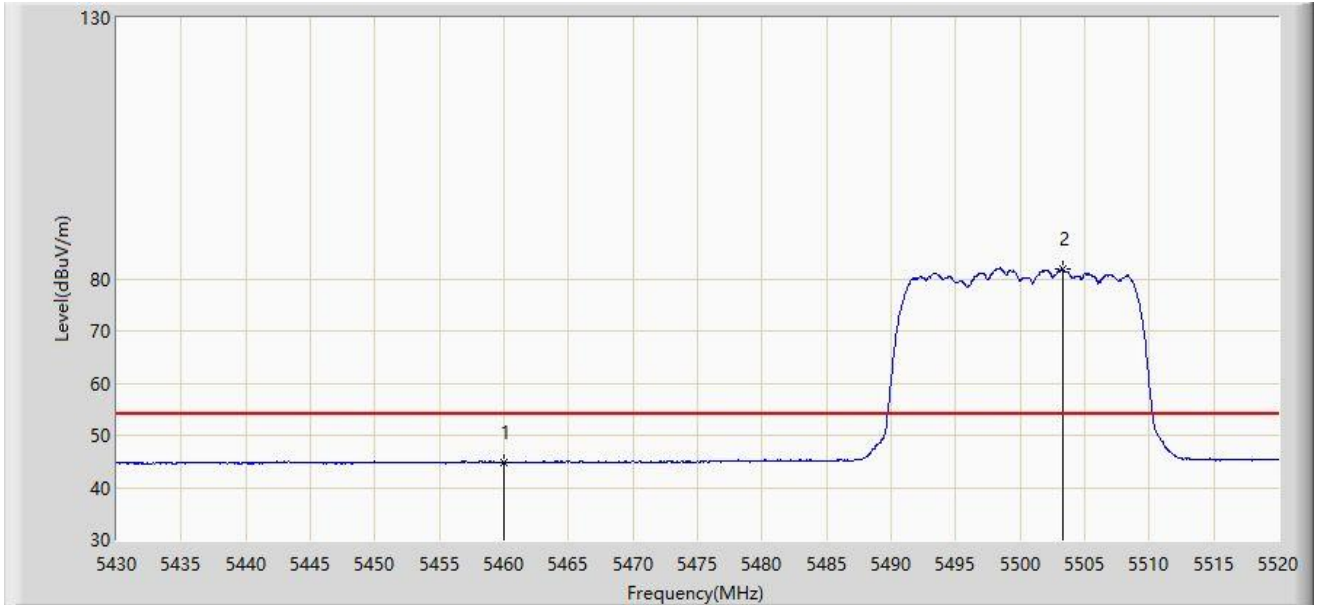
No	Flag	Mark	Frequency (MHz)	Measure Level (dBuV/m)	Reading Level (dBuV)	Margin (dB)	Limit (dBuV/m)	Factor (dB)	Type
1			5439.495	58.483	54.653	-15.517	74.000	3.830	PK
2			5460.000	57.413	53.569	-16.587	74.000	3.844	PK
3			5465.055	58.481	54.634	-9.719	68.200	3.847	PK
4			5470.000	56.952	53.101	-11.248	68.200	3.850	PK
5		*	5505.825	94.319	90.426	N/A	N/A	3.893	PK

Note: Measure Level (dB $\mu$ V/m) = Reading Level (dB $\mu$ V) + Factor (dB)

Factor (dB) = Cable Loss (dB) + Antenna Factor (dB/m) - Pre\_Amplifier Gain



Site: AC1	Time: 2020/04/17 - 23:49
Limit: FCC_Part15.209_RE(3m)	Engineer: Kevin Ker
Probe: BBHA 9120D_1-18GHz	Polarity: Vertical
EUT: ACCESS POINT	Power: By POE
Test Mode: Transmit by 802.11ac-VHT20 at Channel 5500MHz	



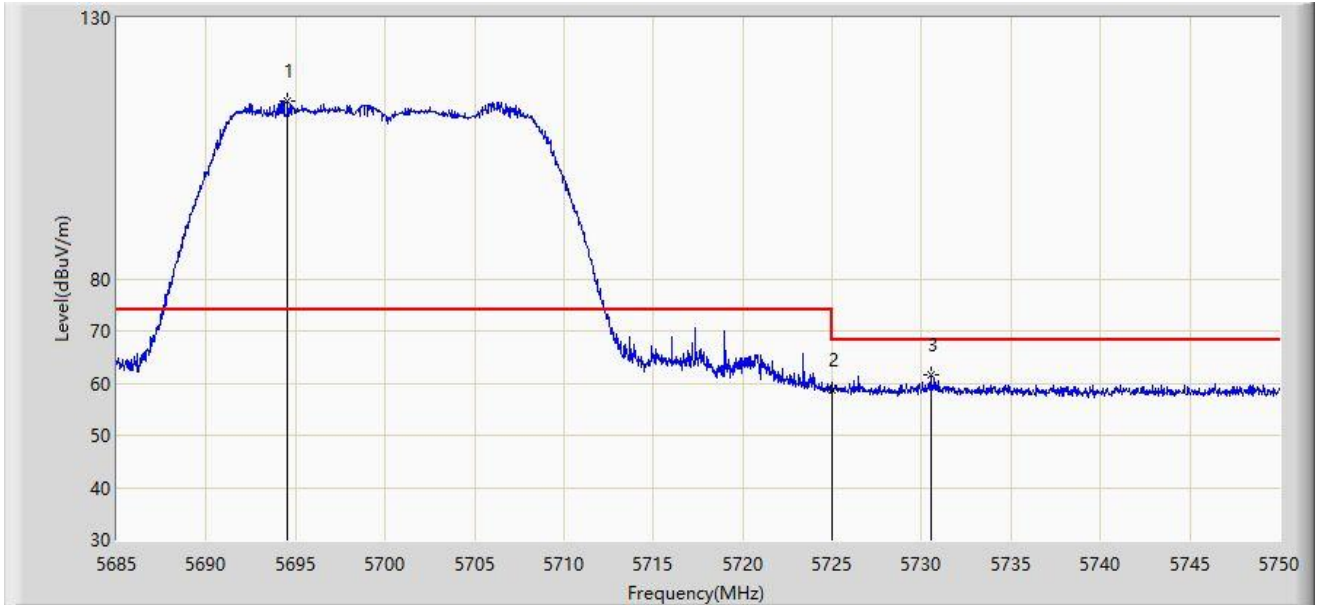
No	Flag	Mark	Frequency (MHz)	Measure Level (dBuV/m)	Reading Level (dBuV)	Margin (dB)	Limit (dBuV/m)	Factor (dB)	Type
1			5460.000	44.758	40.914	-9.242	54.000	3.844	AV
2		*	5503.305	81.904	78.017	N/A	N/A	3.887	AV

Note: Measure Level (dB $\mu$ V/m) = Reading Level (dB $\mu$ V) + Factor (dB)

Factor (dB) = Cable Loss (dB) + Antenna Factor (dB/m) - Pre\_Amplifier Gain



Site: AC1	Time: 2020/04/17 - 23:50
Limit: FCC_Part15.209_RE(3m)	Engineer: Kevin Ker
Probe: BBHA 9120D_1-18GHz	Polarity: Horizontal
EUT: ACCESS POINT	Power: By POE
Test Mode: Transmit by 802.11ac-VHT20 at Channel 5700MHz	



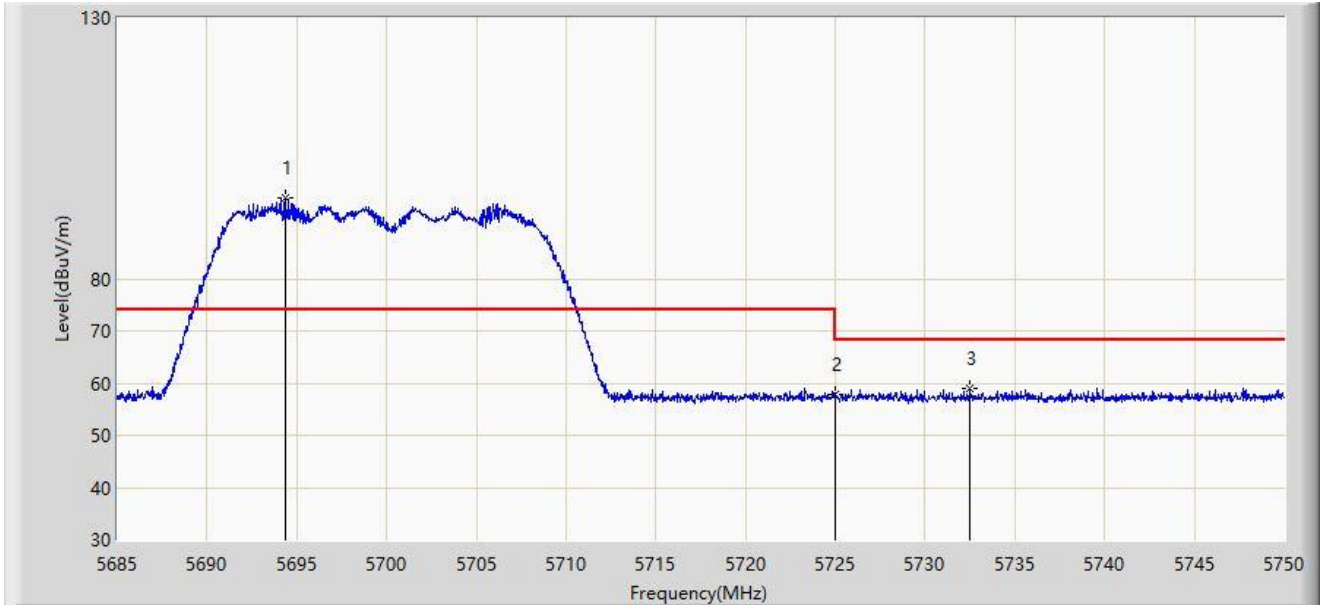
No	Flag	Mark	Frequency (MHz)	Measure Level (dBuV/m)	Reading Level (dBuV)	Margin (dB)	Limit (dBuV/m)	Factor (dB)	Type
1		*	5694.555	114.016	109.399	N/A	N/A	4.617	PK
2			5725.000	58.830	54.096	-9.370	68.200	4.734	PK
3			5730.500	61.559	56.804	-6.641	68.200	4.755	PK

Note: Measure Level (dBμV/m) = Reading Level (dBμV) + Factor (dB)

Factor (dB) = Cable Loss (dB) + Antenna Factor (dB/m) - Pre\_Amplifier Gain



Site: AC1	Time: 2020/04/17 - 23:53
Limit: FCC_Part15.209_RE(3m)	Engineer: Kevin Ker
Probe: BBHA 9120D_1-18GHz	Polarity: Vertical
EUT: ACCESS POINT	Power: By POE
Test Mode: Transmit by 802.11ac-VHT20 at Channel 5700MHz	



No	Flag	Mark	Frequency (MHz)	Measure Level (dBuV/m)	Reading Level (dBuV)	Margin (dB)	Limit (dBuV/m)	Factor (dB)	Type
1		*	5694.328	95.414	90.798	N/A	N/A	4.616	PK
2			5725.000	57.861	53.127	-10.339	68.200	4.734	PK
3			5732.515	59.070	54.307	-9.130	68.200	4.762	PK

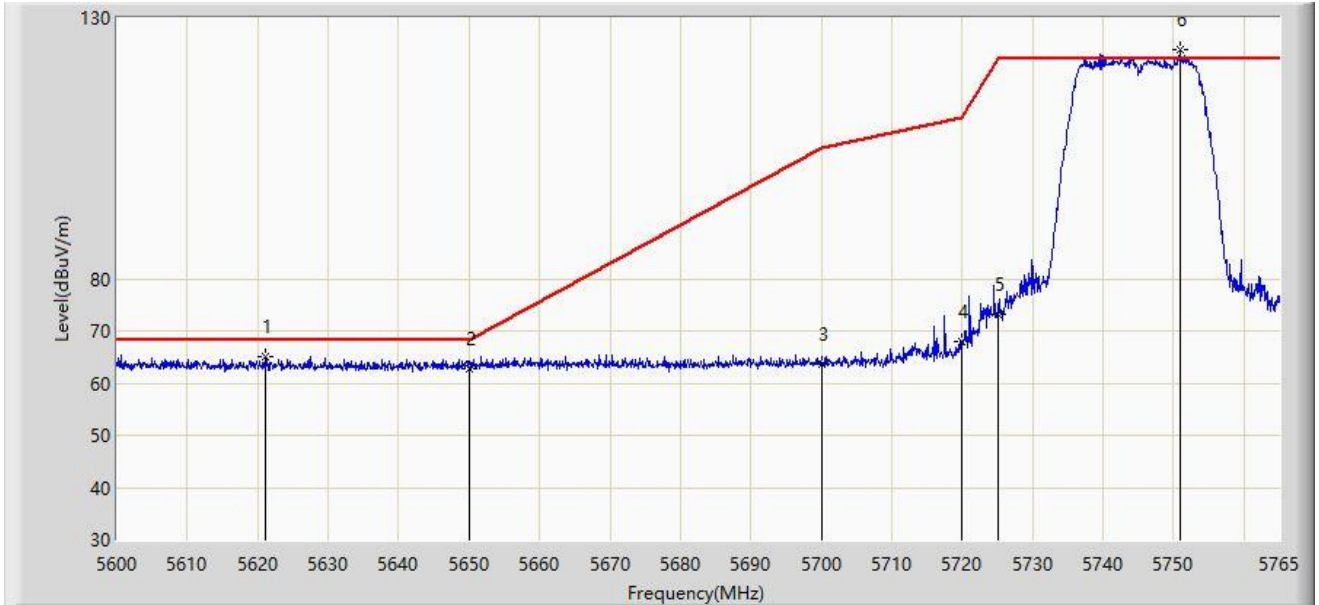
Note: Measure Level (dBμV/m) = Reading Level (dBμV) + Factor (dB)

Factor (dB) = Cable Loss (dB) + Antenna Factor (dB/m) - Pre\_Amplifier Gain





Site: AC1	Time: 2020/04/17 - 23:54
Limit: FCC_Part15.407_Band Edge(3m)	Engineer: Kevin Ker
Probe: BBHA 9120D_1-18GHz	Polarity: Horizontal
EUT: ACCESS POINT	Power: By POE
Test Mode: Transmit by 802.11ac-VHT20 at Channel 5745MHz	



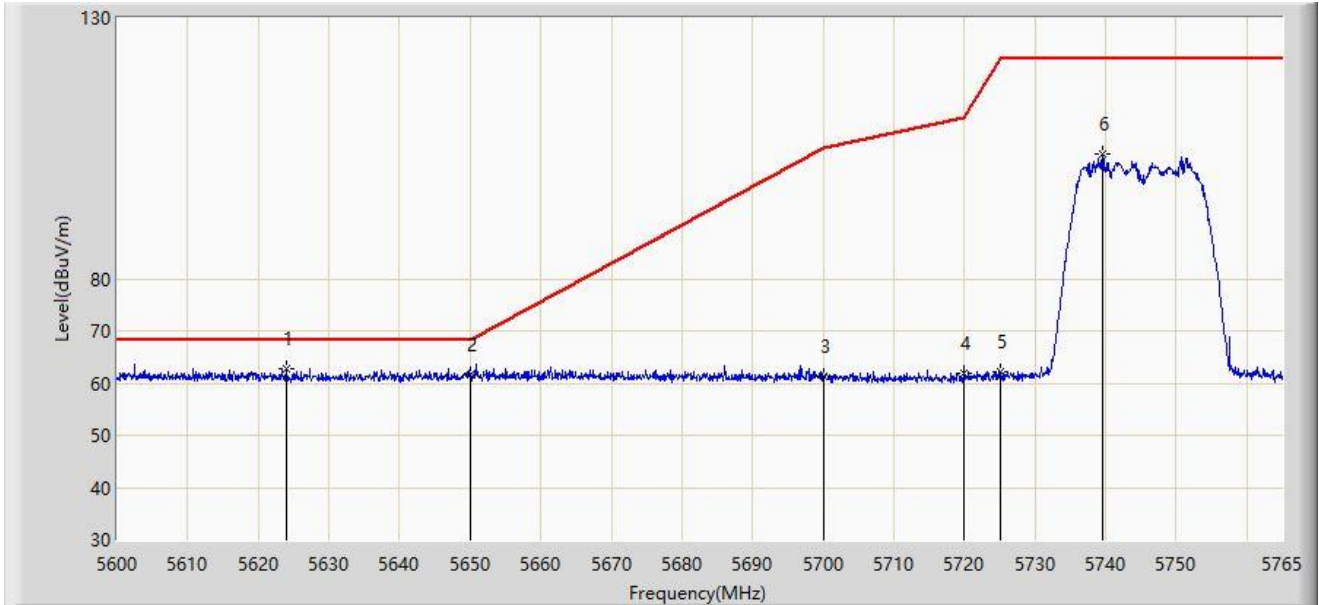
No	Flag	Mark	Frequency (MHz)	Measure Level (dBuV/m)	Reading Level (dBuV)	Margin (dB)	Limit (dBuV/m)	Factor (dB)	Type
1			5621.038	65.012	60.677	-3.188	68.200	4.334	PK
2			5650.000	62.810	58.364	-5.390	68.200	4.446	PK
3			5700.000	63.602	58.964	-41.598	105.200	4.638	PK
4			5720.000	68.006	63.291	-42.794	110.800	4.715	PK
5			5725.000	73.047	68.313	-49.153	122.200	4.734	PK
6		*	5750.893	123.870	119.037	N/A	N/A	4.832	PK

Note: Measure Level (dBμV/m) = Reading Level (dBμV) + Factor (dB)

Factor (dB) = Cable Loss (dB) + Antenna Factor (dB/m) - Pre\_Amplifier Gain



Site: AC1	Time: 2020/04/17 - 23:56
Limit: FCC_Part15.407_Band Edge(3m)	Engineer: Kevin Ker
Probe: BBHA 9120D_1-18GHz	Polarity: Vertical
EUT: ACCESS POINT	Power: By POE
Test Mode: Transmit by 802.11ac-VHT20 at Channel 5745MHz	



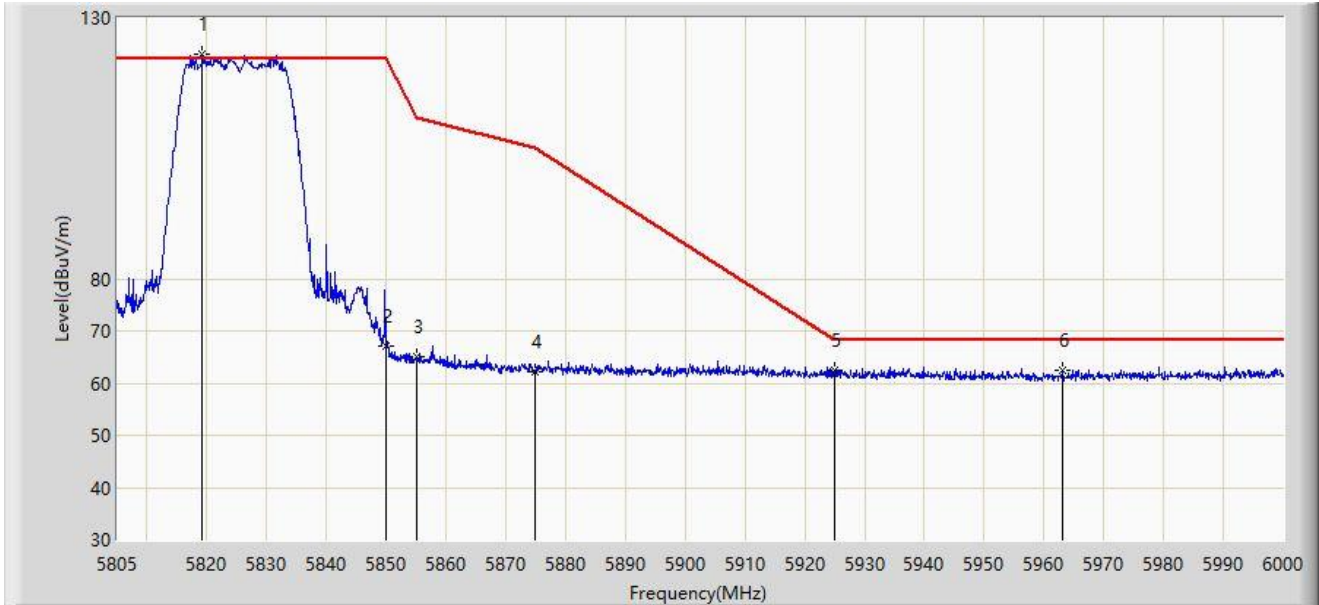
No	Flag	Mark	Frequency (MHz)	Measure Level (dBuV/m)	Reading Level (dBuV)	Margin (dB)	Limit (dBuV/m)	Factor (dB)	Type
1		*	5623.925	62.872	58.526	-5.328	68.200	4.346	PK
2			5650.000	61.628	57.182	-6.572	68.200	4.446	PK
3			5700.000	61.360	56.722	-43.840	105.200	4.638	PK
4			5720.000	61.880	57.165	-48.920	110.800	4.715	PK
5			5725.000	62.089	57.355	-60.111	122.200	4.734	PK
6			5739.590	104.008	99.218	N/A	N/A	4.790	PK

Note: Measure Level (dBμV/m) = Reading Level (dBμV) + Factor (dB)

Factor (dB) = Cable Loss (dB) + Antenna Factor (dB/m) - Pre\_Amplifier Gain



Site: AC1	Time: 2020/04/17 - 23:58
Limit: FCC_Part15.407_Band Edge(3m)	Engineer: Kevin Ker
Probe: BBHA 9120D_1-18GHz	Polarity: Horizontal
EUT: ACCESS POINT	Power: By POE
Test Mode: Transmit by 802.11ac-VHT20 at Channel 5825MHz	



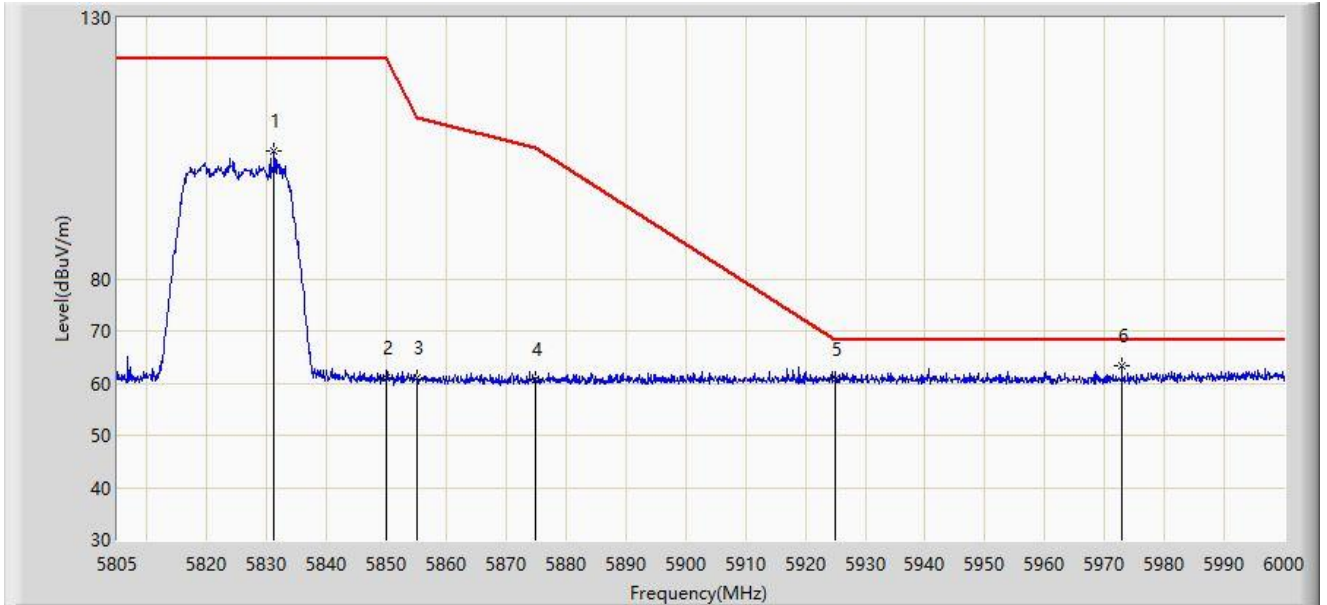
No	Flag	Mark	Frequency (MHz)	Measure Level (dBuV/m)	Reading Level (dBuV)	Margin (dB)	Limit (dBuV/m)	Factor (dB)	Type
1		*	5819.235	123.154	118.058	N/A	N/A	5.096	PK
2			5850.000	67.170	61.956	-55.030	122.200	5.214	PK
3			5855.000	65.053	59.820	-45.747	110.800	5.233	PK
4			5875.000	62.214	56.904	-42.986	105.200	5.310	PK
5			5925.000	62.418	56.916	-5.782	68.200	5.502	PK
6			5963.145	62.467	56.818	-5.733	68.200	5.648	PK

Note: Measure Level (dBμV/m) = Reading Level (dBμV) + Factor (dB)

Factor (dB) = Cable Loss (dB) + Antenna Factor (dB/m) - Pre\_Amplifier Gain



Site: AC1	Time: 2020/04/18 - 00:00
Limit: FCC_Part15.407_Band Edge(3m)	Engineer: Kevin Ker
Probe: BBHA 9120D_1-18GHz	Polarity: Vertical
EUT: ACCESS POINT	Power: By POE
Test Mode: Transmit by 802.11ac-VHT20 at Channel 5825MHz	



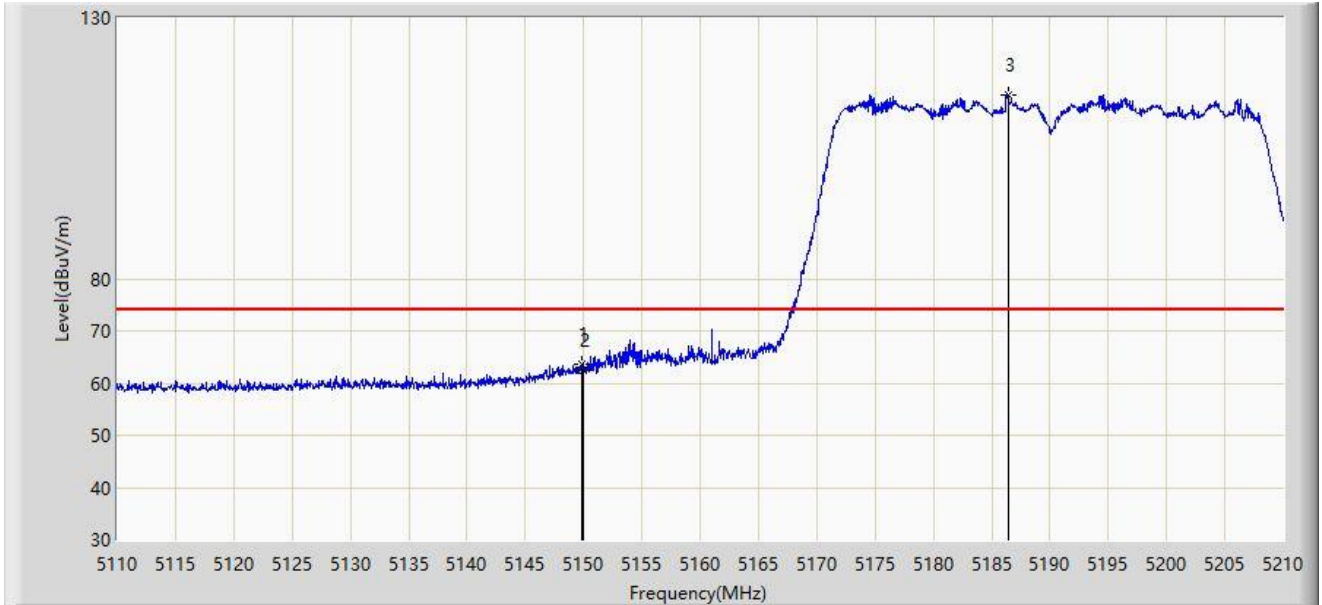
No	Flag	Mark	Frequency (MHz)	Measure Level (dBuV/m)	Reading Level (dBuV)	Margin (dB)	Limit (dBuV/m)	Factor (dB)	Type
1			5831.228	104.368	99.226	N/A	N/A	5.142	PK
2			5850.000	60.972	55.758	-61.228	122.200	5.214	PK
3			5855.000	60.897	55.664	-49.903	110.800	5.233	PK
4			5875.000	60.678	55.368	-44.522	105.200	5.310	PK
5			5925.000	60.703	55.201	-7.497	68.200	5.502	PK
6		*	5972.895	63.226	57.540	-4.974	68.200	5.685	PK

Note: Measure Level (dBμV/m) = Reading Level (dBμV) + Factor (dB)

Factor (dB) = Cable Loss (dB) + Antenna Factor (dB/m) - Pre\_Amplifier Gain



Site: AC1	Time: 2020/04/18 - 00:02
Limit: FCC_Part15.209_RE(3m)	Engineer: Kevin Ker
Probe: BBHA 9120D_1-18GHz	Polarity: Horizontal
EUT: ACCESS POINT	Power: By POE
Test Mode: Transmit by 802.11ac-VHT40 at Channel 5190MHz	



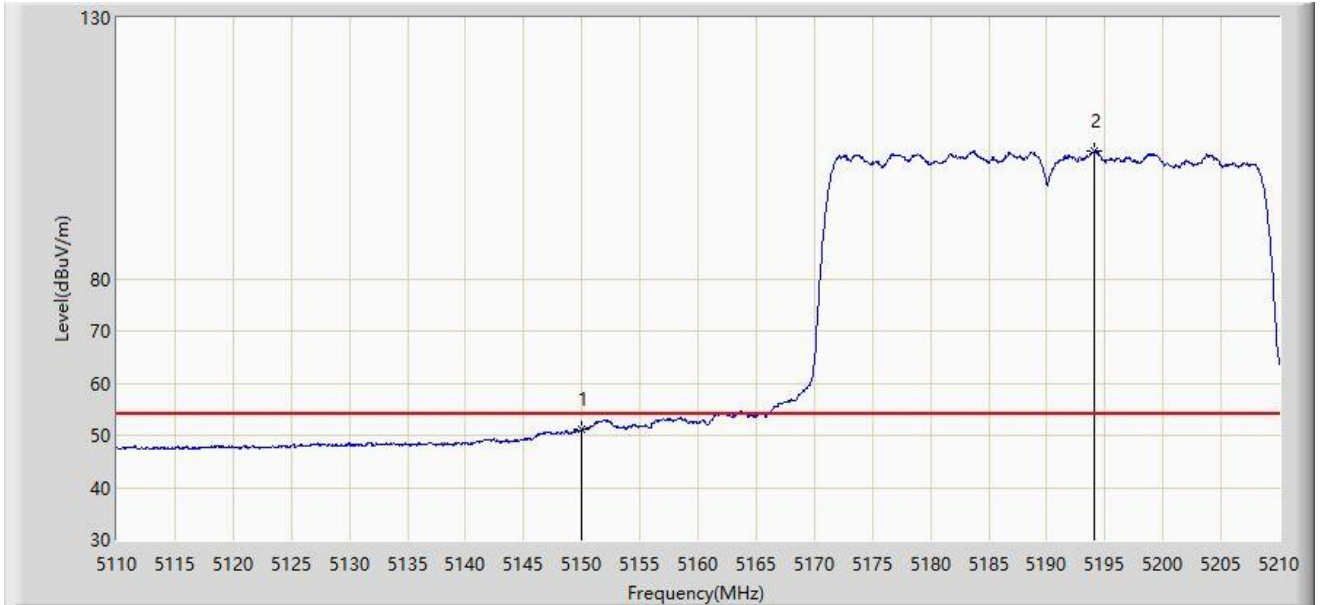
No	Flag	Mark	Frequency (MHz)	Measure Level (dBuV/m)	Reading Level (dBuV)	Margin (dB)	Limit (dBuV/m)	Factor (dB)	Type
1			5149.900	63.514	59.868	-10.486	74.000	3.646	PK
2			5150.000	62.413	58.767	-11.587	74.000	3.646	PK
3		*	5186.450	115.324	111.655	N/A	N/A	3.670	PK

Note: Measure Level (dBμV/m) = Reading Level (dBμV) + Factor (dB)

Factor (dB) = Cable Loss (dB) + Antenna Factor (dB/m) - Pre\_Amplifier Gain



Site: AC1	Time: 2020/04/18 - 00:04
Limit: FCC_Part15.209_RE(3m)	Engineer: Kevin Ker
Probe: BBHA 9120D_1-18GHz	Polarity: Horizontal
EUT: ACCESS POINT	Power: By POE
Test Mode: Transmit by 802.11ac-VHT40 at Channel 5190MHz	



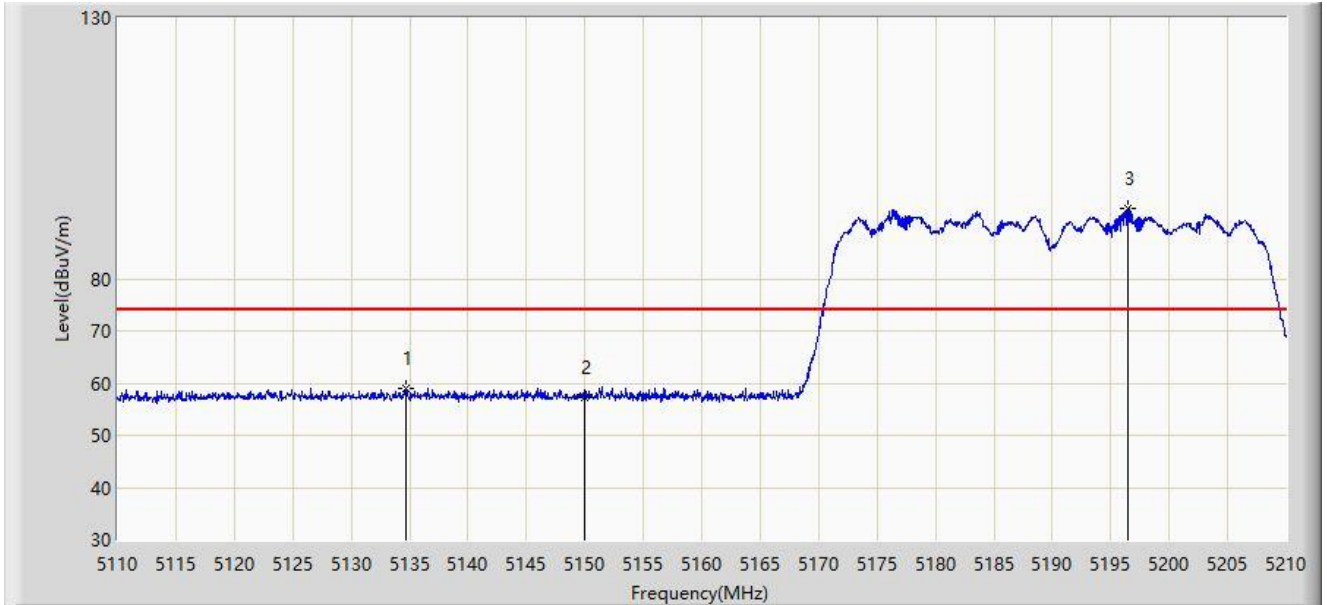
No	Flag	Mark	Frequency (MHz)	Measure Level (dBuV/m)	Reading Level (dBuV)	Margin (dB)	Limit (dBuV/m)	Factor (dB)	Type
1			5150.000	51.069	47.423	-2.931	54.000	3.646	AV
2		*	5194.100	104.424	100.750	N/A	N/A	3.674	AV

Note: Measure Level (dB $\mu$ V/m) = Reading Level (dB $\mu$ V) + Factor (dB)

Factor (dB) = Cable Loss (dB) + Antenna Factor (dB/m) - Pre\_Amplifier Gain



Site: AC1	Time: 2020/04/18 - 00:07
Limit: FCC_Part15.209_RE(3m)	Engineer: Kevin Ker
Probe: BBHA 9120D_1-18GHz	Polarity: Vertical
EUT: ACCESS POINT	Power: By POE
Test Mode: Transmit by 802.11ac-VHT40 at Channel 5190MHz	



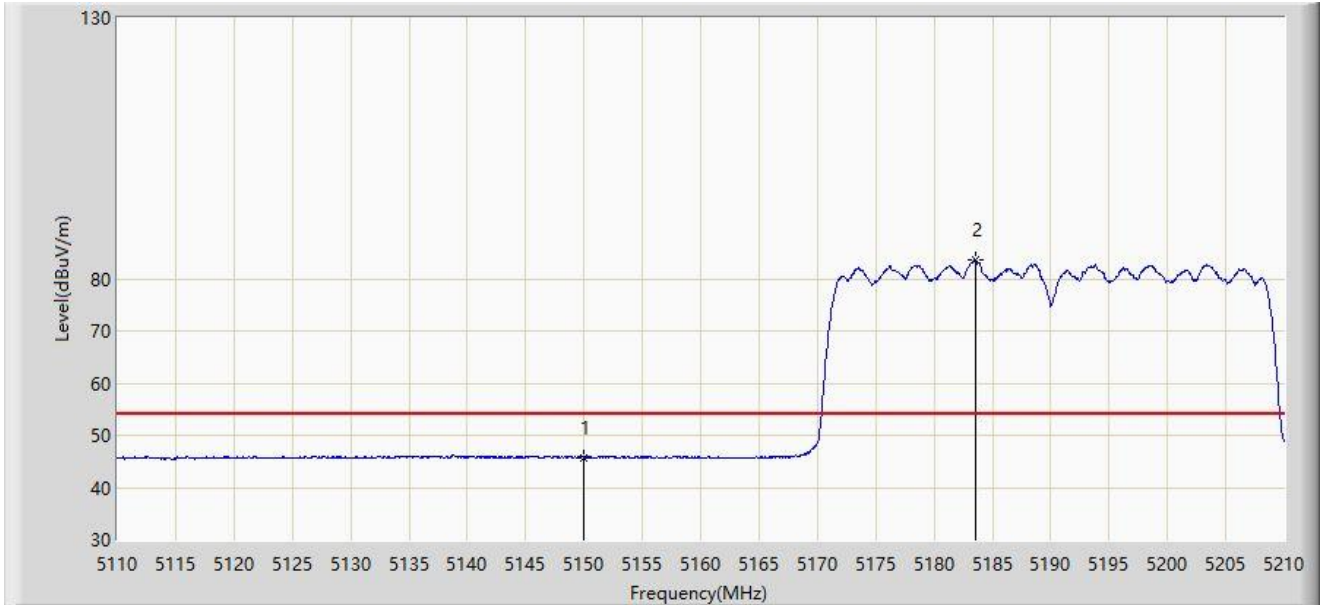
No	Flag	Mark	Frequency (MHz)	Measure Level (dBuV/m)	Reading Level (dBuV)	Margin (dB)	Limit (dBuV/m)	Factor (dB)	Type
1			5134.650	59.025	55.389	-14.975	74.000	3.636	PK
2			5150.000	57.293	53.647	-16.707	74.000	3.646	PK
3		*	5196.500	93.546	89.870	N/A	N/A	3.676	PK

Note: Measure Level (dBμV/m) = Reading Level (dBμV) + Factor (dB)

Factor (dB) = Cable Loss (dB) + Antenna Factor (dB/m) - Pre\_Amplifier Gain



Site: AC1	Time: 2020/04/18 - 00:09
Limit: FCC_Part15.209_RE(3m)	Engineer: Kevin Ker
Probe: BBHA 9120D_1-18GHz	Polarity: Vertical
EUT: ACCESS POINT	Power: By POE
Test Mode: Transmit by 802.11ac-VHT40 at Channel 5190MHz	



No	Flag	Mark	Frequency (MHz)	Measure Level (dBuV/m)	Reading Level (dBuV)	Margin (dB)	Limit (dBuV/m)	Factor (dB)	Type
1			5150.000	45.765	42.119	-8.235	54.000	3.646	AV
2		*	5183.500	83.607	79.940	N/A	N/A	3.668	AV

Note: Measure Level (dB $\mu$ V/m) = Reading Level (dB $\mu$ V) + Factor (dB)

Factor (dB) = Cable Loss (dB) + Antenna Factor (dB/m) - Pre\_Amplifier Gain