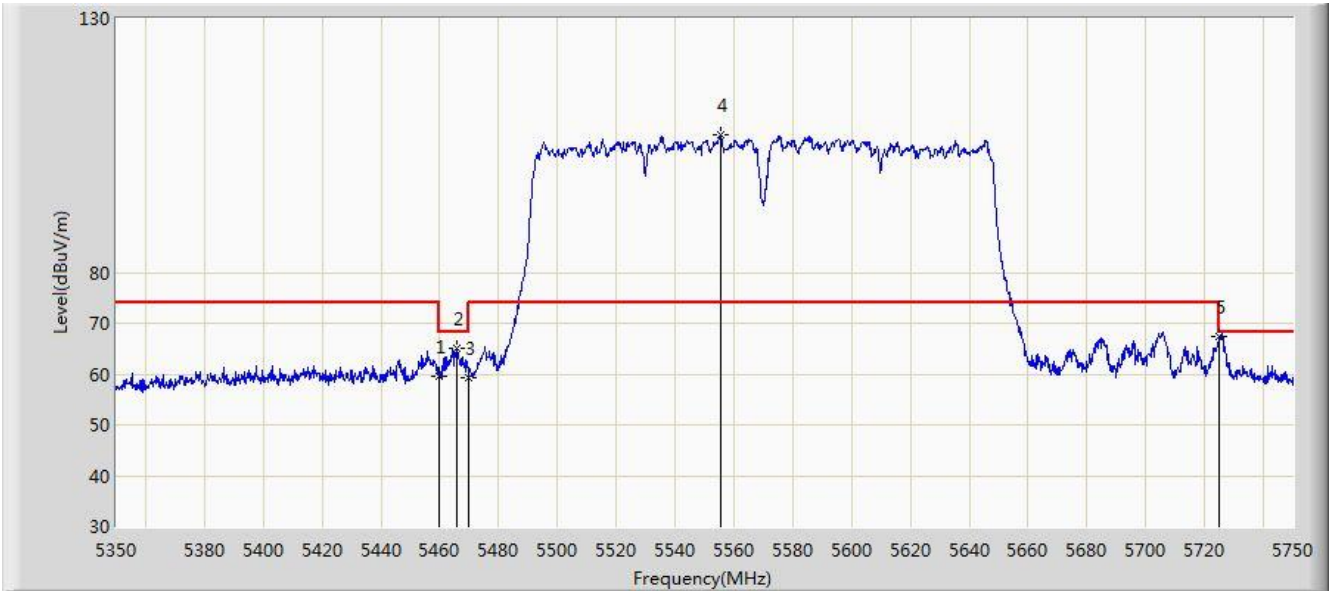




Site: AC1	Time: 2020/01/12 - 13:57
Limit: FCC_Part15.209_RE(3m)	Engineer: Kevin Ker
Probe: BBHA 9120D_1-18GHz	Polarity: Horizontal
EUT: ACCESS POINT	Power: By PoE
Test Mode: Transmit by 802.11ac-VHT160 at Channel 5570MHz	

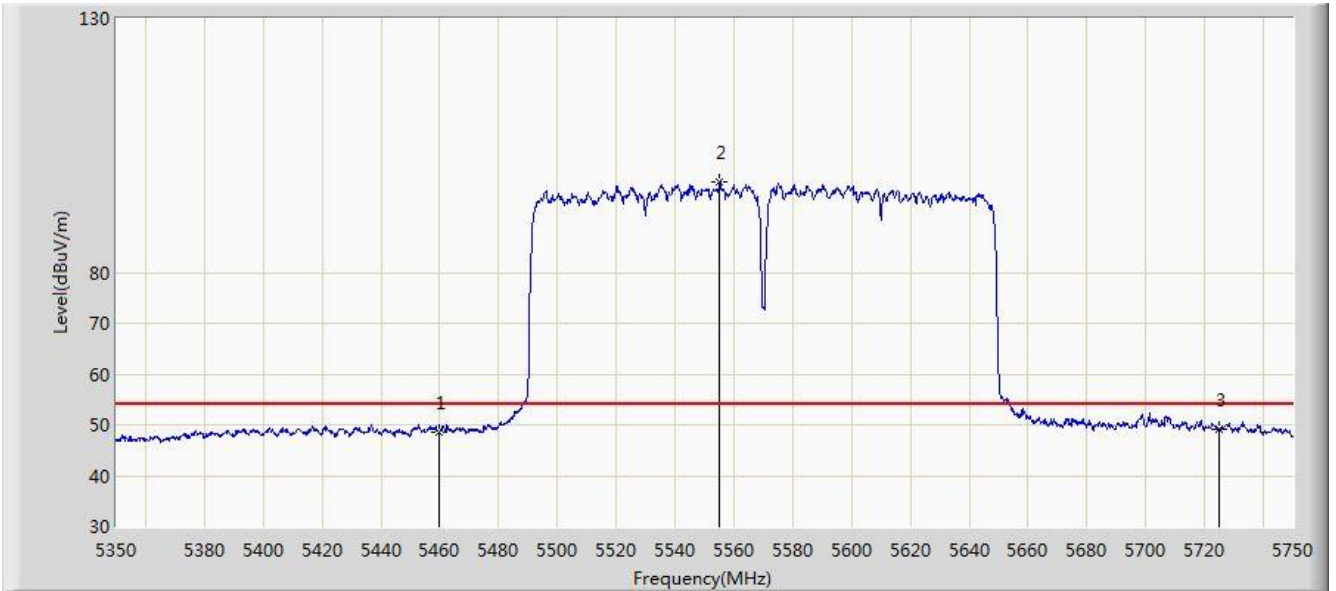


No	Flag	Mark	Frequency (MHz)	Measure Level (dBuV/m)	Reading Level (dBuV)	Margin (dB)	Limit (dBuV/m)	Factor	Type
1			5460.000	59.606	55.762	-14.394	74.000	3.844	PK
2			5465.600	65.200	61.352	-3.000	68.200	3.848	PK
3			5470.000	59.290	55.439	-8.910	68.200	3.850	PK
4		*	5555.600	107.052	102.969	N/A	N/A	4.084	PK
5			5725.000	67.487	62.753	-0.713	68.200	4.734	PK

Note: Measure Level (dBμV/m) = Reading Level (dBμV) + Factor (dB)

Factor (dB) = Cable Loss (dB) + Antenna Factor (dB/m)

Site: AC1	Time: 2020/01/12 - 13:58
Limit: FCC_Part15.209_RE(3m)	Engineer: Kevin Ker
Probe: BBHA 9120D_1-18GHz	Polarity: Horizontal
EUT: ACCESS POINT	Power: By PoE
Test Mode: Transmit by 802.11ac-VHT160 at Channel 5570MHz	



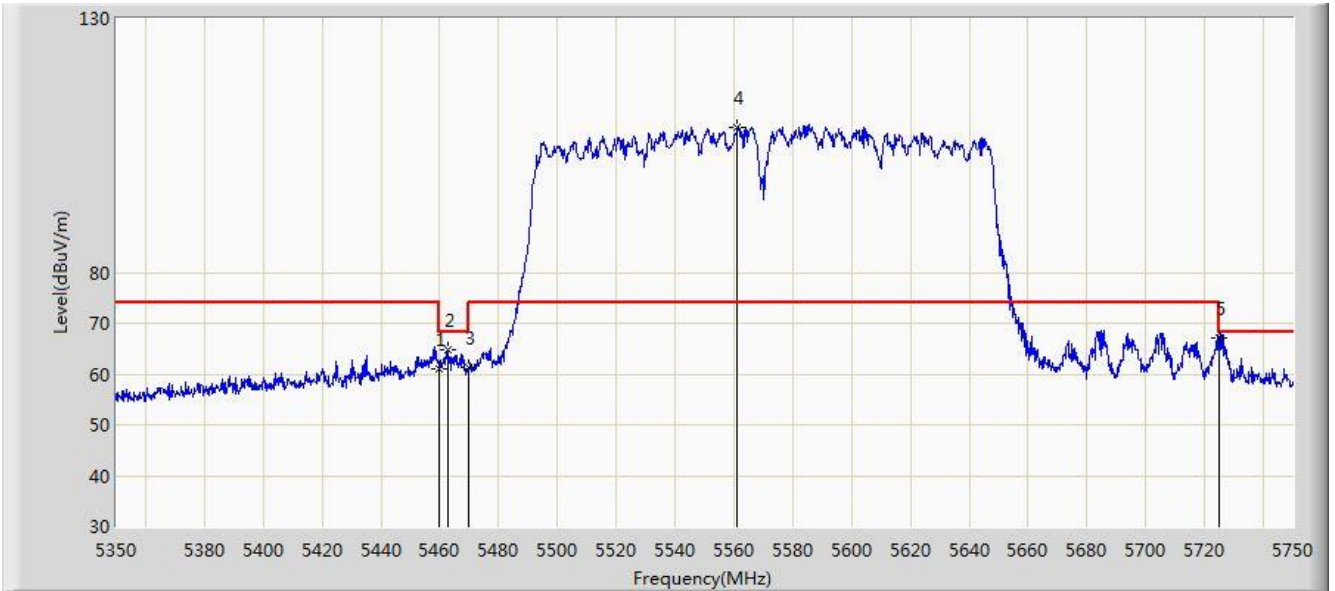
No	Flag	Mark	Frequency (MHz)	Measure Level (dBuV/m)	Reading Level (dBuV)	Margin (dB)	Limit (dBuV/m)	Factor	Type
1			5460.000	48.491	44.647	-5.509	54.000	3.844	AV
2		*	5555.200	97.690	93.608	N/A	N/A	4.082	AV
3			5725.000	49.168	44.434	-4.832	54.000	4.734	AV

Note: Measure Level (dBμV/m) = Reading Level (dBμV) + Factor (dB)

Factor (dB) = Cable Loss (dB) + Antenna Factor (dB/m)



Site: AC1	Time: 2020/01/12 - 14:01
Limit: FCC_Part15.209_RE(3m)	Engineer: Kevin Ker
Probe: BBHA 9120D_1-18GHz	Polarity: Vertical
EUT: ACCESS POINT	Power: By PoE
Test Mode: Transmit by 802.11ac-VHT160 at Channel 5570MHz	



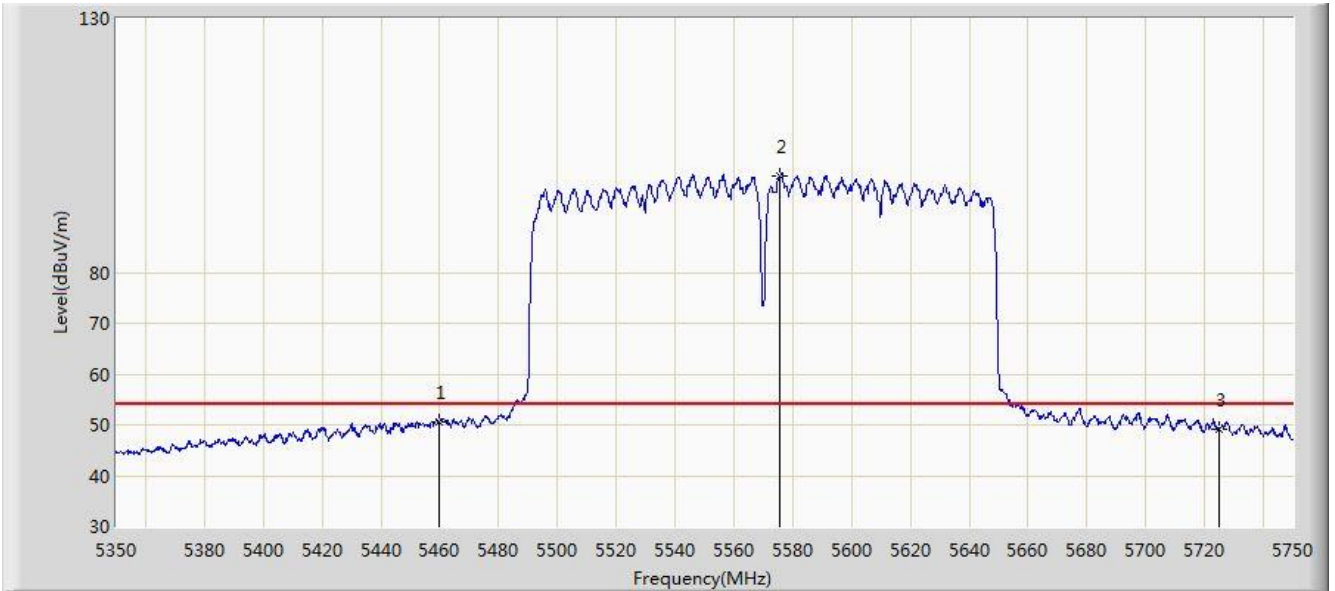
No	Flag	Mark	Frequency (MHz)	Measure Level (dBuV/m)	Reading Level (dBuV)	Margin (dB)	Limit (dBuV/m)	Factor	Type
1			5460.000	61.084	57.240	-12.916	74.000	3.844	PK
2			5462.600	64.895	61.049	-3.305	68.200	3.846	PK
3			5470.000	61.201	57.350	-6.999	68.200	3.850	PK
4		*	5561.000	108.479	104.375	N/A	N/A	4.104	PK
5			5725.000	67.187	62.453	-1.013	68.200	4.734	PK

Note: Measure Level (dBμV/m) = Reading Level (dBμV) + Factor (dB)

Factor (dB) = Cable Loss (dB) + Antenna Factor (dB/m)



Site: AC1	Time: 2020/01/12 - 14:02
Limit: FCC_Part15.209_RE(3m)	Engineer: Kevin Ker
Probe: BBHA 9120D_1-18GHz	Polarity: Vertical
EUT: ACCESS POINT	Power: By PoE
Test Mode: Transmit by 802.11ac-VHT160 at Channel 5570MHz	



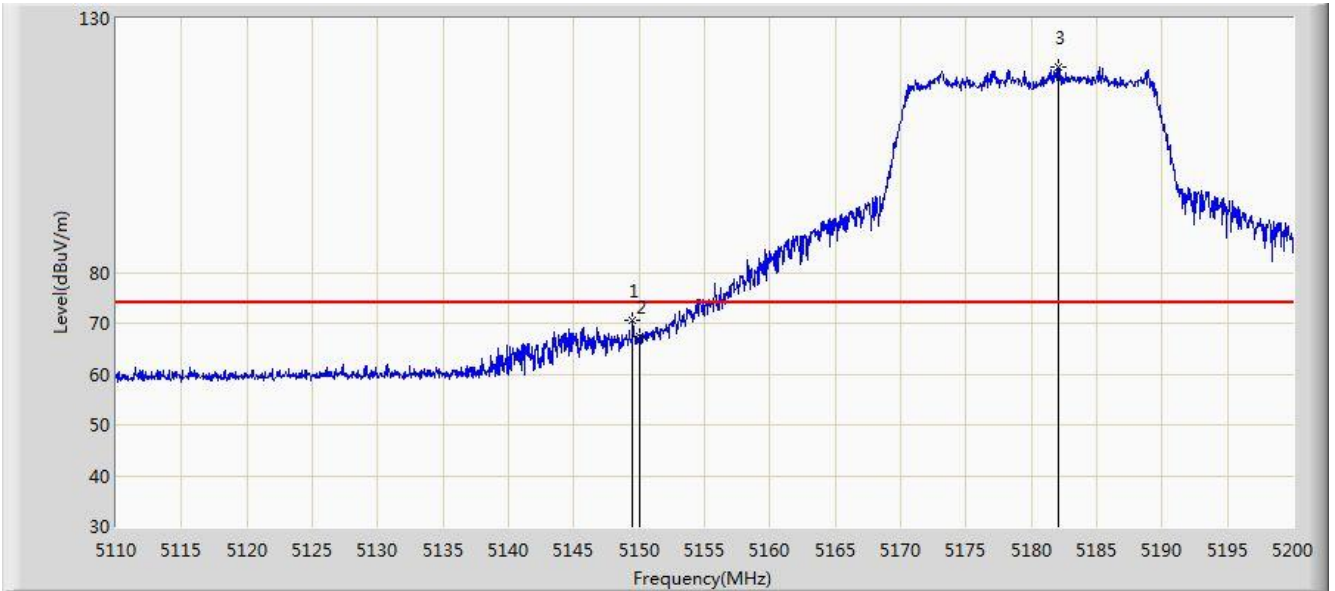
No	Flag	Mark	Frequency (MHz)	Measure Level (dBuV/m)	Reading Level (dBuV)	Margin (dB)	Limit (dBuV/m)	Factor	Type
1			5460.000	50.512	46.668	-3.488	54.000	3.844	AV
2		*	5575.800	98.914	94.753	N/A	N/A	4.160	AV
3			5725.000	49.231	44.497	-4.769	54.000	4.734	AV

Note: Measure Level (dBμV/m) = Reading Level (dBμV) + Factor (dB)

Factor (dB) = Cable Loss (dB) + Antenna Factor (dB/m)



Site: AC1	Time: 2020/01/03 - 06:55
Limit: FCC_Part15.209_RE(3m)	Engineer: Kevin Ker
Probe: BBHA 9120D_1-18GHz	Polarity: Horizontal
EUT: ACCESS POINT	Power: By PoE
Test Mode: Transmit by 802.11ax-HE20 at Channel 5180MHz	



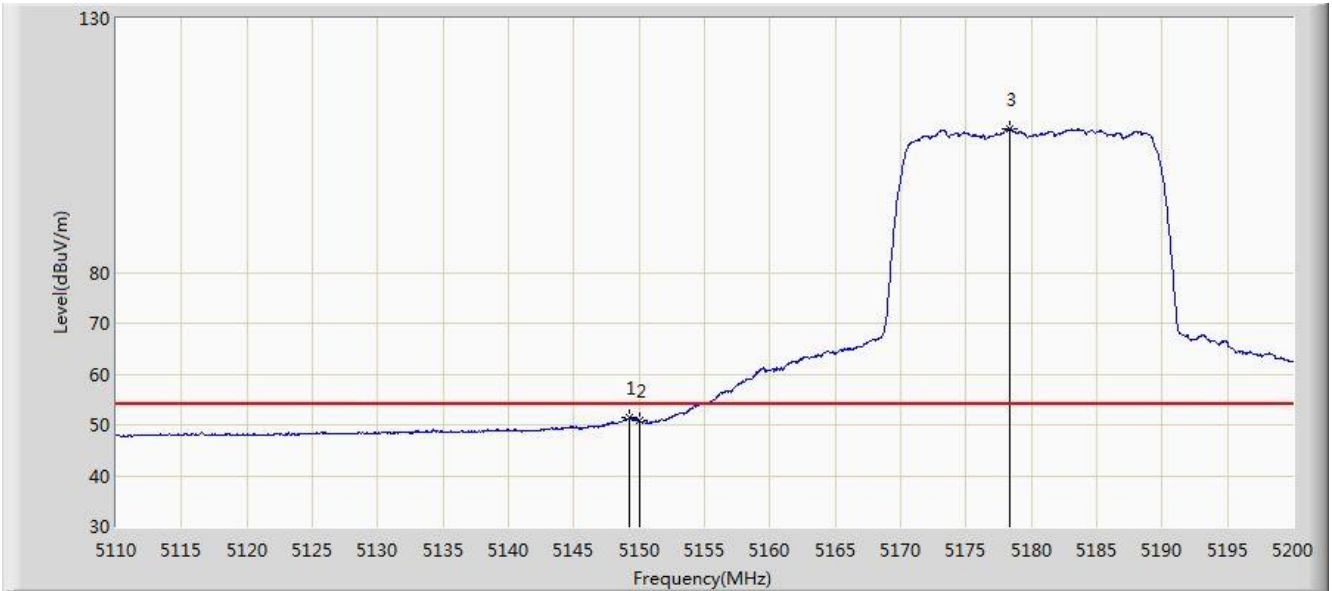
No	Flag	Mark	Frequency (MHz)	Measure Level (dBuV/m)	Reading Level (dBuV)	Margin (dB)	Limit (dBuV/m)	Factor	Type
1			5149.510	70.529	66.883	-3.471	74.000	3.646	PK
2			5150.000	67.492	63.846	-6.508	74.000	3.646	PK
3		*	5182.045	120.537	116.871	N/A	N/A	3.666	PK

Note: Measure Level (dBμV/m) = Reading Level (dBμV) + Factor (dB)

Factor (dB) = Cable Loss (dB) + Antenna Factor (dB/m)



Site: AC1	Time: 2020/01/03 - 06:55
Limit: FCC_Part15.209_RE(3m)	Engineer: Kevin Ker
Probe: BBHA 9120D_1-18GHz	Polarity: Horizontal
EUT: ACCESS POINT	Power: By PoE
Test Mode: Transmit by 802.11ax-HE20 at Channel 5180MHz	



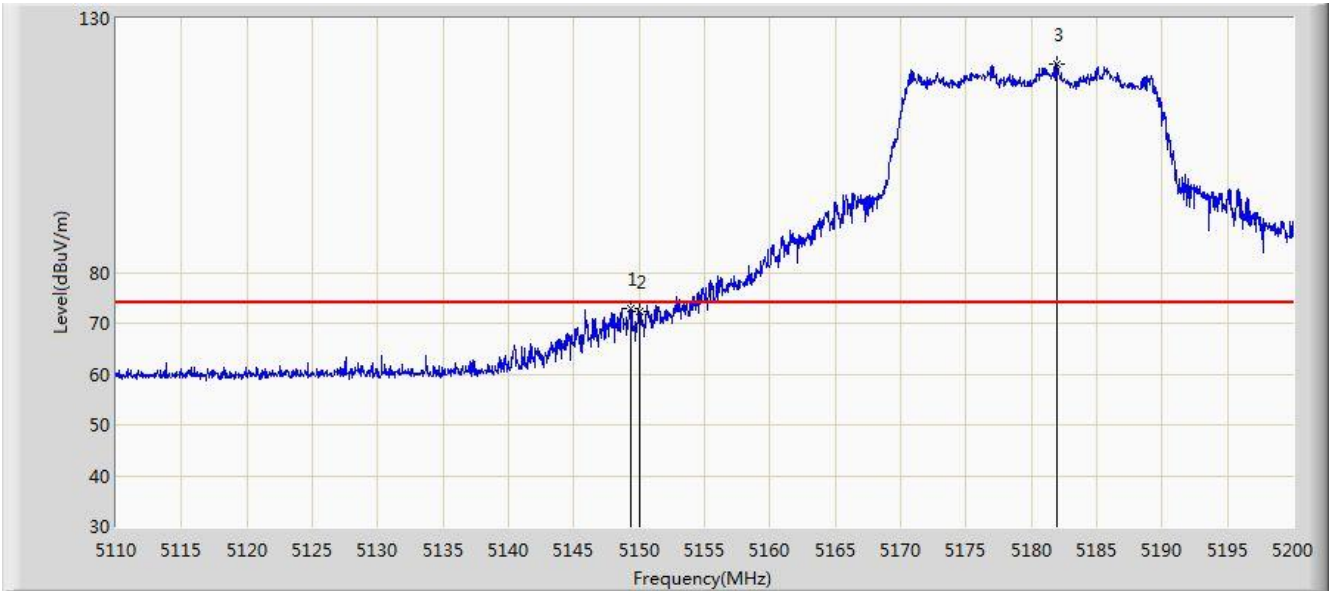
No	Flag	Mark	Frequency (MHz)	Measure Level (dBuV/m)	Reading Level (dBuV)	Margin (dB)	Limit (dBuV/m)	Factor	Type
1			5149.285	51.571	47.925	-2.429	54.000	3.646	AV
2			5150.000	50.901	47.255	-3.099	54.000	3.646	AV
3	X	*	5178.400	108.193	104.529	N/A	N/A	3.664	AV

Note: Measure Level (dBμV/m) = Reading Level (dBμV) + Factor (dB)

Factor (dB) = Cable Loss (dB) + Antenna Factor (dB/m)



Site: AC1	Time: 2020/01/03 - 06:54
Limit: FCC_Part15.209_RE(3m)	Engineer: Kevin Ker
Probe: BBHA 9120D_1-18GHz	Polarity: Vertical
EUT: ACCESS POINT	Power: By PoE
Test Mode: Transmit by 802.11ax-HE20 at Channel 5180MHz	



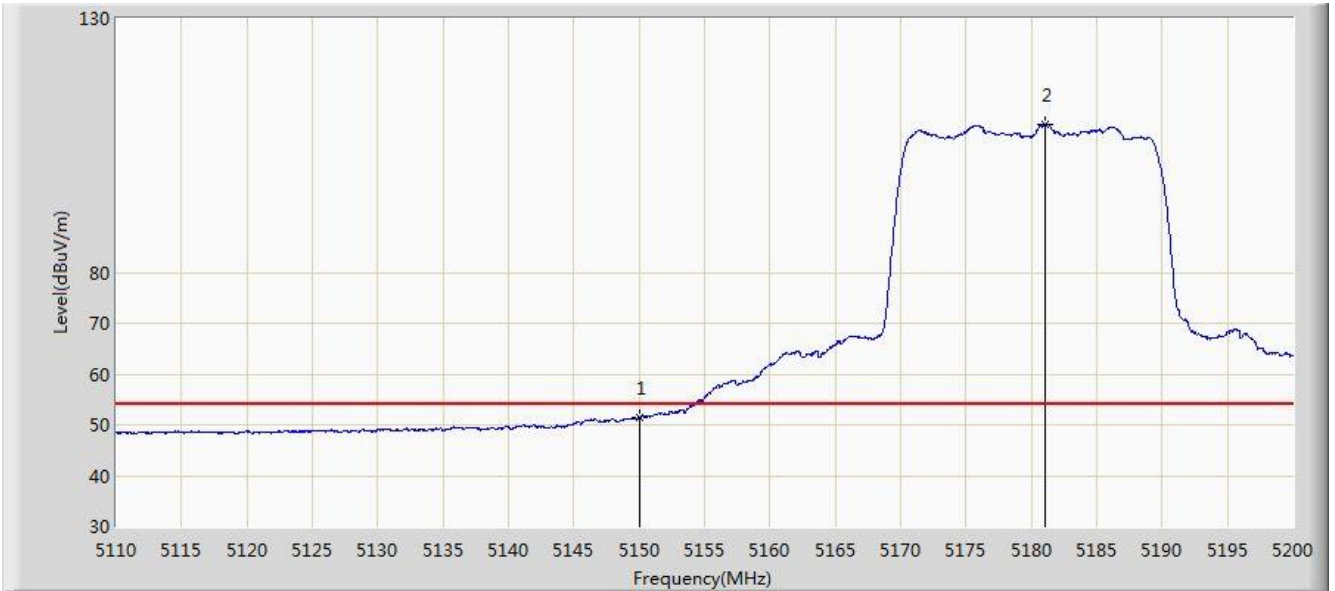
No	Flag	Mark	Frequency (MHz)	Measure Level (dBuV/m)	Reading Level (dBuV)	Margin (dB)	Limit (dBuV/m)	Factor	Type
1			5149.375	72.805	69.159	-1.195	74.000	3.646	PK
2			5150.000	72.180	68.534	-1.820	74.000	3.646	PK
3		*	5181.955	120.901	117.235	N/A	N/A	3.666	PK

Note: Measure Level (dBμV/m) = Reading Level (dBμV) + Factor (dB)

Factor (dB) = Cable Loss (dB) + Antenna Factor (dB/m)



Site: AC1	Time: 2020/01/03 - 06:54
Limit: FCC_Part15.209_RE(3m)	Engineer: Kevin Ker
Probe: BBHA 9120D_1-18GHz	Polarity: Vertical
EUT: ACCESS POINT	Power: By PoE
Test Mode: Transmit by 802.11ax-HE20 at Channel 5180MHz	



No	Flag	Mark	Frequency (MHz)	Measure Level (dBuV/m)	Reading Level (dBuV)	Margin (dB)	Limit (dBuV/m)	Factor	Type
1			5150.000	51.525	47.879	-2.475	54.000	3.646	AV
2	X	*	5181.055	109.122	105.456	N/A	N/A	3.665	AV

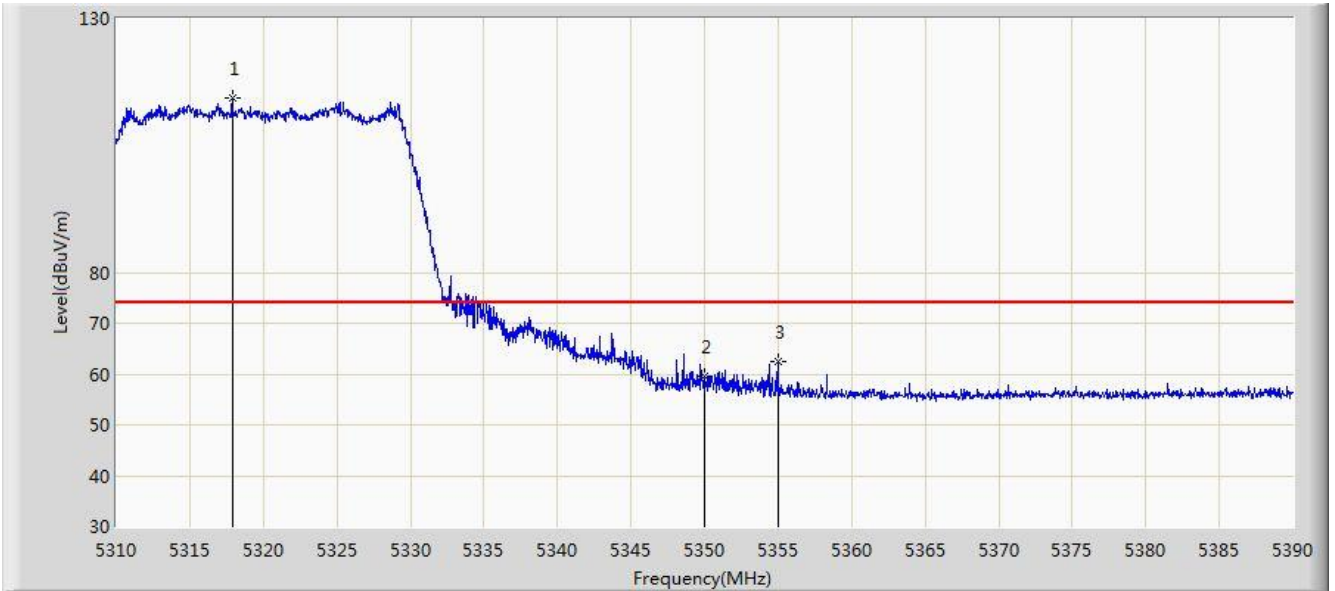
Note: Measure Level (dBμV/m) = Reading Level (dBμV) + Factor (dB)

Factor (dB) = Cable Loss (dB) + Antenna Factor (dB/m)





Site: AC1	Time: 2020/01/12 - 14:04
Limit: FCC_Part15.209_RE(3m)	Engineer: Kevin Ker
Probe: BBHA 9120D_1-18GHz	Polarity: Horizontal
EUT: ACCESS POINT	Power: By PoE
Test Mode: Transmit by 802.11ax-HE20 at Channel 5320MHz	



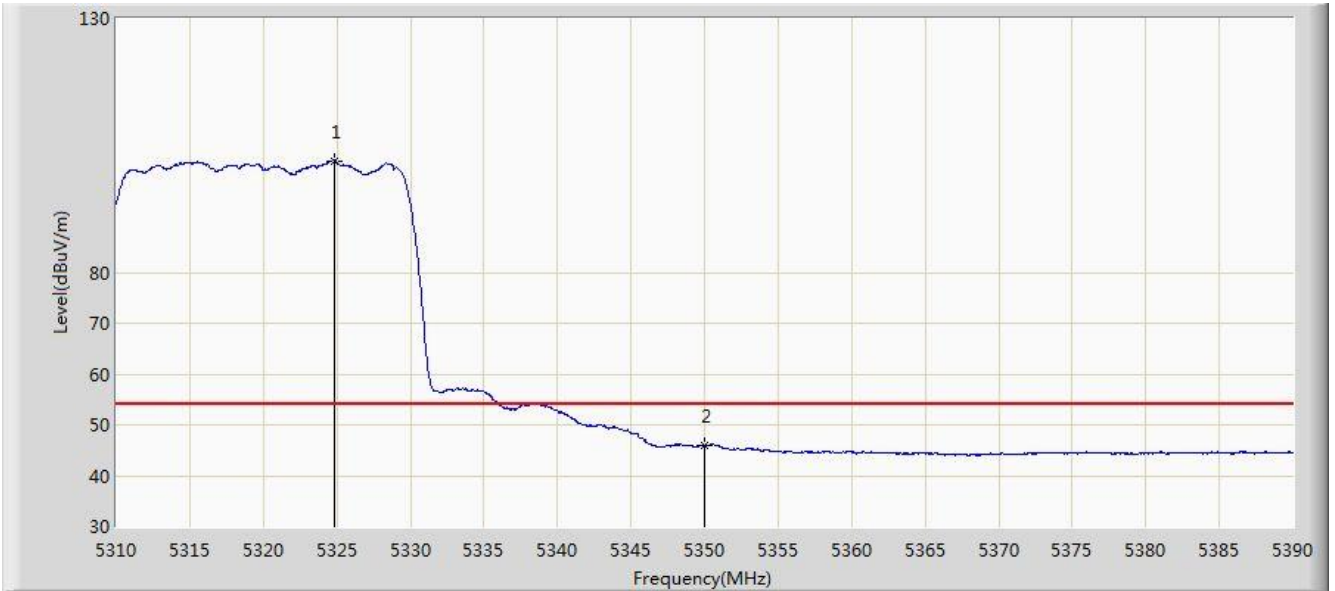
No	Flag	Mark	Frequency (MHz)	Measure Level (dBuV/m)	Reading Level (dBuV)	Margin (dB)	Limit (dBuV/m)	Factor	Type
1		*	5317.880	114.405	110.651	N/A	N/A	3.754	PK
2			5350.000	59.613	55.839	-14.387	74.000	3.774	PK
3			5355.000	62.487	58.710	-11.513	74.000	3.777	PK

Note: Measure Level (dBμV/m) = Reading Level (dBμV) + Factor (dB)

Factor (dB) = Cable Loss (dB) + Antenna Factor (dB/m)



Site: AC1	Time: 2020/01/12 - 14:07
Limit: FCC_Part15.209_RE(3m)	Engineer: Kevin Ker
Probe: BBHA 9120D_1-18GHz	Polarity: Horizontal
EUT: ACCESS POINT	Power: By PoE
Test Mode: Transmit by 802.11ax-HE20 at Channel 5320MHz	



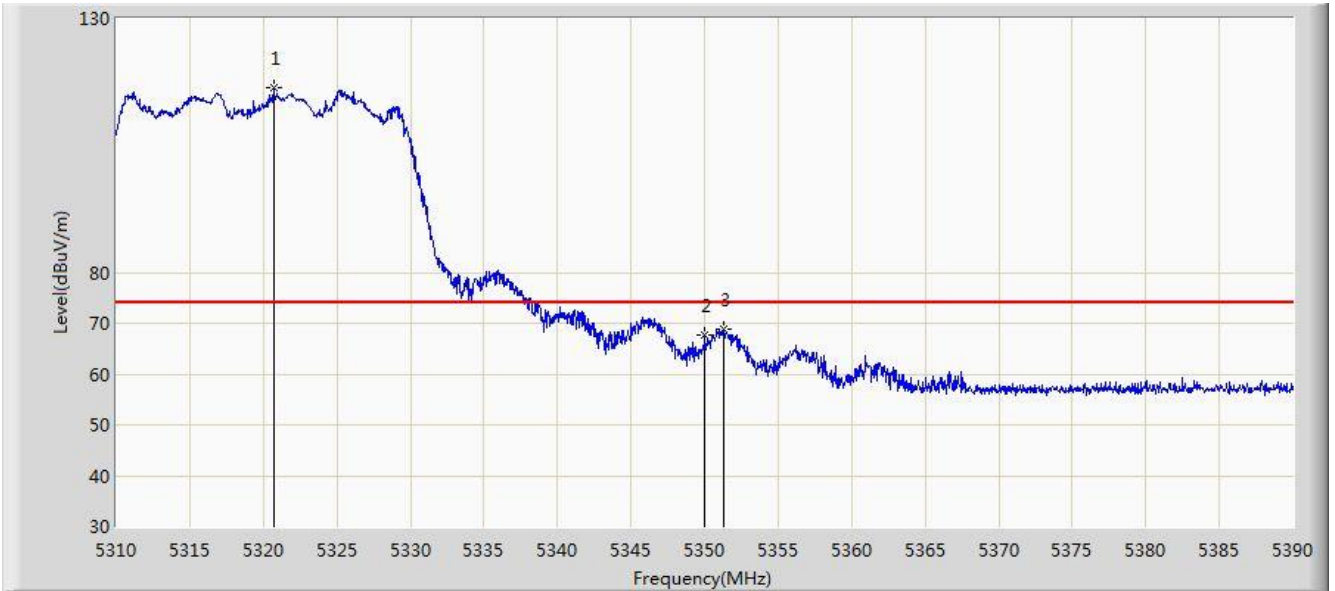
No	Flag	Mark	Frequency (MHz)	Measure Level (dBuV/m)	Reading Level (dBuV)	Margin (dB)	Limit (dBuV/m)	Factor	Type
1		*	5324.880	101.920	98.161	N/A	N/A	3.758	AV
2			5350.000	45.845	42.071	-8.155	54.000	3.774	AV

Note: Measure Level (dBμV/m) = Reading Level (dBμV) + Factor (dB)

Factor (dB) = Cable Loss (dB) + Antenna Factor (dB/m)



Site: AC1	Time: 2020/01/12 - 14:09
Limit: FCC_Part15.209_RE(3m)	Engineer: Kevin Ker
Probe: BBHA 9120D_1-18GHz	Polarity: Vertical
EUT: ACCESS POINT	Power: By PoE
Test Mode: Transmit by 802.11ax-HE20 at Channel 5320MHz	



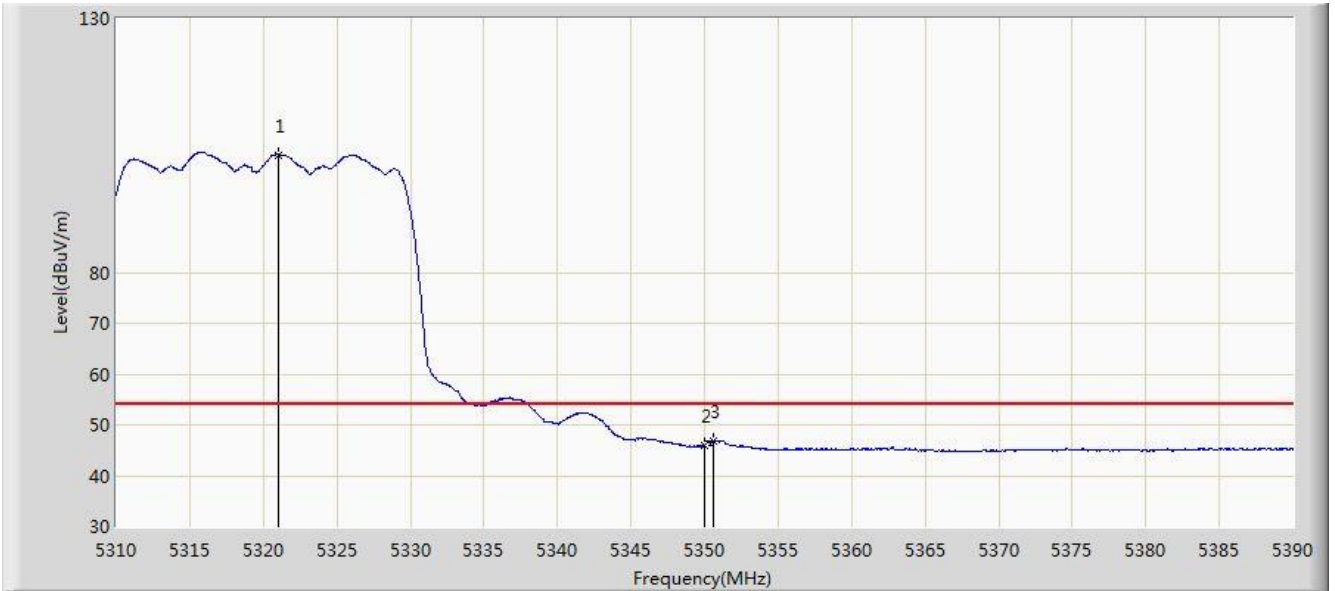
No	Flag	Mark	Frequency (MHz)	Measure Level (dBuV/m)	Reading Level (dBuV)	Margin (dB)	Limit (dBuV/m)	Factor	Type
1		*	5320.680	116.352	112.596	N/A	N/A	3.756	PK
2			5350.000	67.640	63.866	-6.360	74.000	3.774	PK
3			5351.280	68.948	65.173	-5.052	74.000	3.775	PK

Note: Measure Level (dBμV/m) = Reading Level (dBμV) + Factor (dB)

Factor (dB) = Cable Loss (dB) + Antenna Factor (dB/m)



Site: AC1	Time: 2020/01/12 - 14:11
Limit: FCC_Part15.209_RE(3m)	Engineer: Kevin Ker
Probe: BBHA 9120D_1-18GHz	Polarity: Vertical
EUT: ACCESS POINT	Power: By PoE
Test Mode: Transmit by 802.11ax-HE20 at Channel 5320MHz	



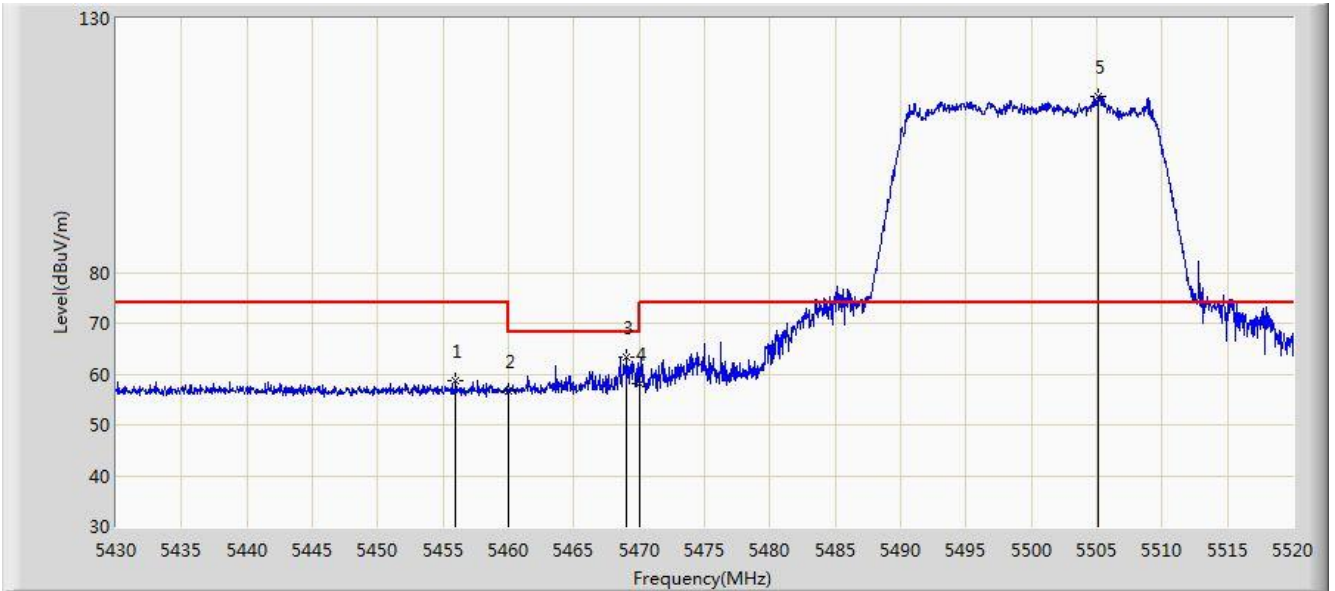
No	Flag	Mark	Frequency (MHz)	Measure Level (dBuV/m)	Reading Level (dBuV)	Margin (dB)	Limit (dBuV/m)	Factor	Type
1		*	5321.040	103.164	99.408	N/A	N/A	3.756	AV
2			5350.000	46.045	42.271	-7.955	54.000	3.774	AV
3			5350.560	46.955	43.181	-7.045	54.000	3.774	AV

Note: Measure Level (dBμV/m) = Reading Level (dBμV) + Factor (dB)

Factor (dB) = Cable Loss (dB) + Antenna Factor (dB/m)



Site: AC1	Time: 2020/01/12 - 14:24
Limit: FCC_Part15.209_RE(3m)	Engineer: Kevin Ker
Probe: BBHA 9120D_1-18GHz	Polarity: Horizontal
EUT: ACCESS POINT	Power: By PoE
Test Mode: Transmit by 802.11ax-HE20 at Channel 5500MHz	



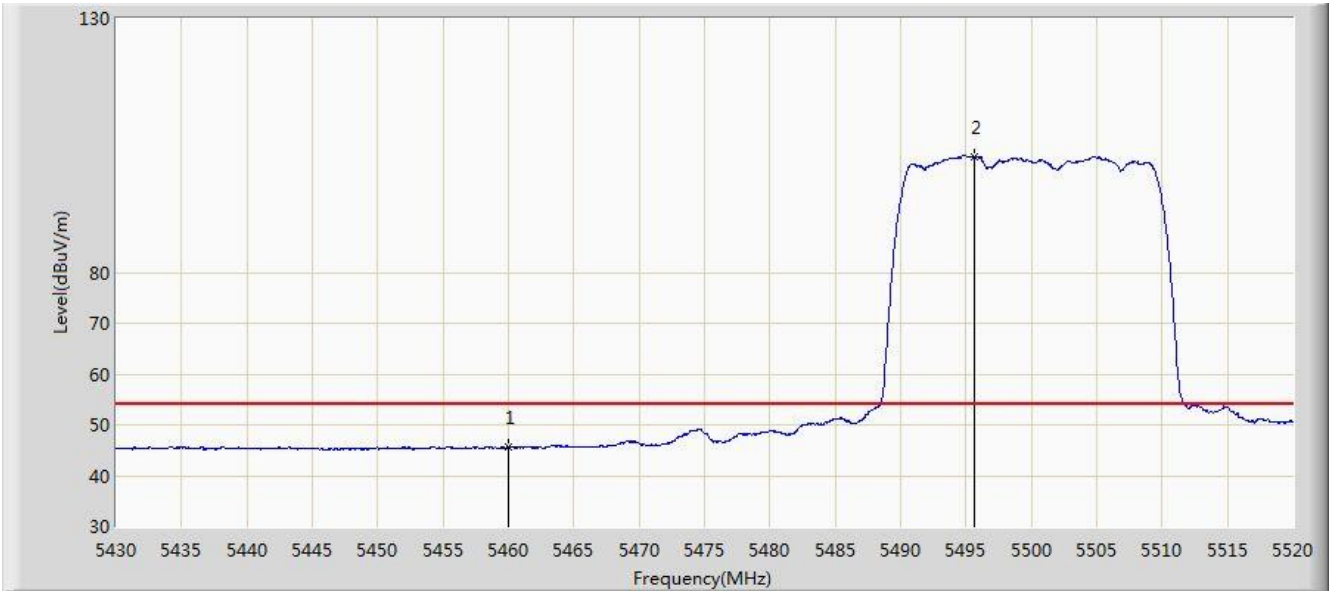
No	Flag	Mark	Frequency (MHz)	Measure Level (dBuV/m)	Reading Level (dBuV)	Margin (dB)	Limit (dBuV/m)	Factor	Type
1			5455.965	58.688	54.847	-15.312	74.000	3.841	PK
2			5460.000	56.733	52.889	-17.267	74.000	3.844	PK
3			5469.060	63.202	59.352	-4.998	68.200	3.851	PK
4			5470.000	58.030	54.179	-10.170	68.200	3.850	PK
5		*	5505.060	114.668	110.778	N/A	N/A	3.890	PK

Note: Measure Level (dBμV/m) = Reading Level (dBμV) + Factor (dB)

Factor (dB) = Cable Loss (dB) + Antenna Factor (dB/m)



Site: AC1	Time: 2020/01/12 - 14:25
Limit: FCC_Part15.209_RE(3m)	Engineer: Kevin Ker
Probe: BBHA 9120D_1-18GHz	Polarity: Horizontal
EUT: ACCESS POINT	Power: By PoE
Test Mode: Transmit by 802.11ax-HE20 at Channel 5500MHz	



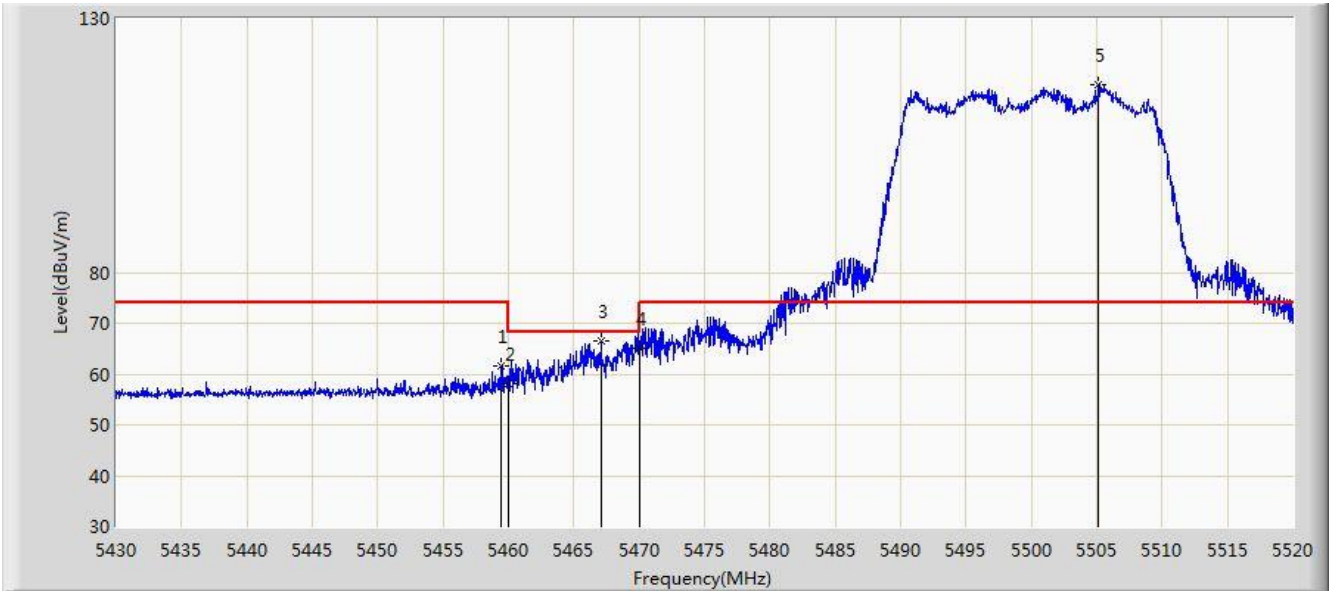
No	Flag	Mark	Frequency (MHz)	Measure Level (dBuV/m)	Reading Level (dBuV)	Margin (dB)	Limit (dBuV/m)	Factor	Type
1			5460.000	45.653	41.809	-8.347	54.000	3.844	AV
2		*	5495.655	102.841	98.966	N/A	N/A	3.876	AV

Note: Measure Level (dB $\mu$ V/m) = Reading Level (dB $\mu$ V) + Factor (dB)

Factor (dB) = Cable Loss (dB) + Antenna Factor (dB/m)



Site: AC1	Time: 2020/01/12 - 14:19
Limit: FCC_Part15.209_RE(3m)	Engineer: Kevin Ker
Probe: BBHA 9120D_1-18GHz	Polarity: Vertical
EUT: ACCESS POINT	Power: By PoE
Test Mode: Transmit by 802.11ax-HE20 at Channel 5500MHz	



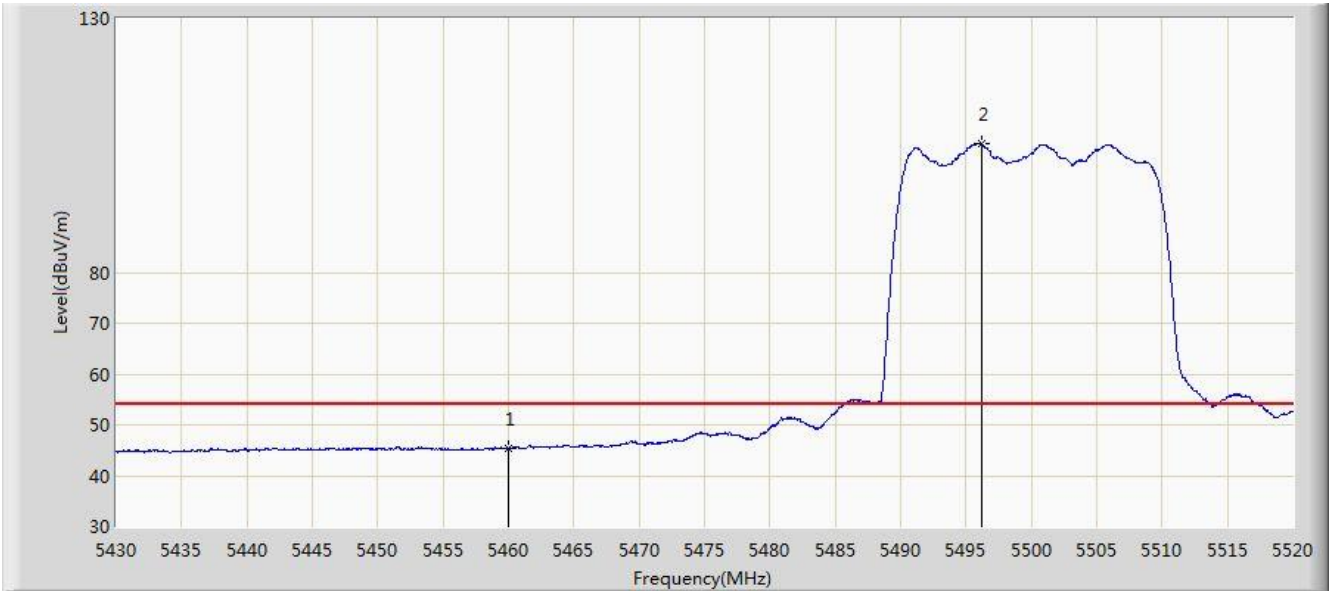
No	Flag	Mark	Frequency (MHz)	Measure Level (dBuV/m)	Reading Level (dBuV)	Margin (dB)	Limit (dBuV/m)	Factor	Type
1			5459.385	61.575	57.731	-12.425	74.000	3.843	PK
2			5460.000	58.197	54.353	-15.803	74.000	3.844	PK
3			5467.080	66.542	62.693	-1.658	68.200	3.848	PK
4			5470.000	65.121	61.270	-3.079	68.200	3.850	PK
5		*	5505.150	116.869	112.979	N/A	N/A	3.890	PK

Note: Measure Level (dBμV/m) = Reading Level (dBμV) + Factor (dB)

Factor (dB) = Cable Loss (dB) + Antenna Factor (dB/m)



Site: AC1	Time: 2020/01/12 - 14:22
Limit: FCC_Part15.209_RE(3m)	Engineer: Kevin Ker
Probe: BBHA 9120D_1-18GHz	Polarity: Vertical
EUT: ACCESS POINT	Power: By PoE
Test Mode: Transmit by 802.11ax-HE20 at Channel 5500MHz	



No	Flag	Mark	Frequency (MHz)	Measure Level (dBuV/m)	Reading Level (dBuV)	Margin (dB)	Limit (dBuV/m)	Factor	Type
1			5460.000	45.310	41.466	-8.690	54.000	3.844	AV
2		*	5496.150	105.333	101.457	N/A	N/A	3.876	AV

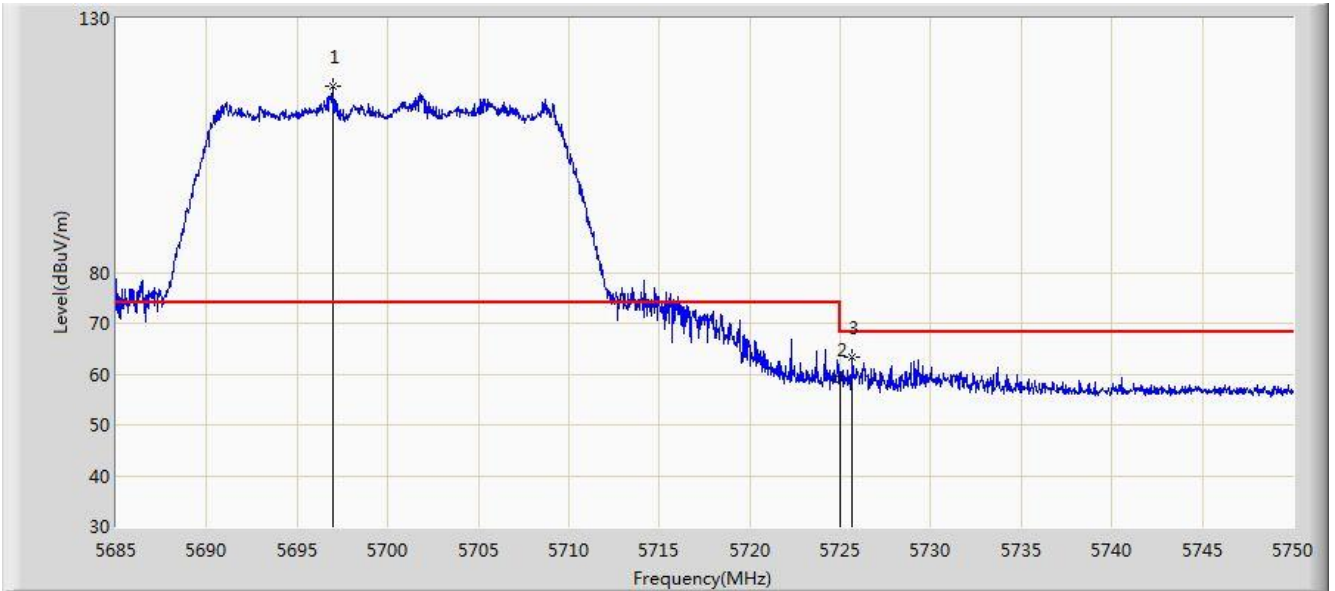
Note: Measure Level (dBμV/m) = Reading Level (dBμV) + Factor (dB)

Factor (dB) = Cable Loss (dB) + Antenna Factor (dB/m)





Site: AC1	Time: 2020/01/12 - 14:36
Limit: FCC_Part15.209_RE(3m)	Engineer: Kevin Ker
Probe: BBHA 9120D_1-18GHz	Polarity: Horizontal
EUT: ACCESS POINT	Power: By PoE
Test Mode: Transmit by 802.11ax-HE20 at Channel 5700MHz	



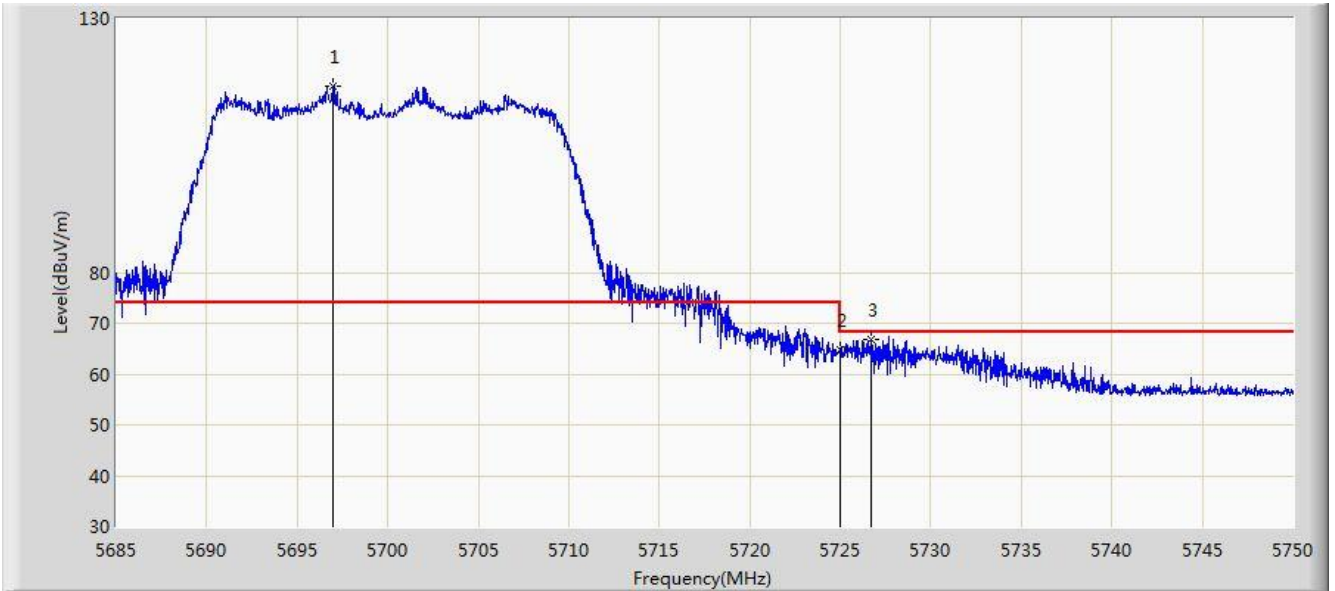
No	Flag	Mark	Frequency (MHz)	Measure Level (dBuV/m)	Reading Level (dBuV)	Margin (dB)	Limit (dBuV/m)	Factor	Type
1		*	5696.960	116.712	112.086	N/A	N/A	4.626	PK
2			5725.000	59.050	54.316	-9.150	68.200	4.734	PK
3			5725.658	63.435	58.699	-4.765	68.200	4.736	PK

Note: Measure Level (dBμV/m) = Reading Level (dBμV) + Factor (dB)

Factor (dB) = Cable Loss (dB) + Antenna Factor (dB/m)



Site: AC1	Time: 2020/01/12 - 14:34
Limit: FCC_Part15.209_RE(3m)	Engineer: Kevin Ker
Probe: BBHA 9120D_1-18GHz	Polarity: Vertical
EUT: ACCESS POINT	Power: By PoE
Test Mode: Transmit by 802.11ax-HE20 at Channel 5700MHz	



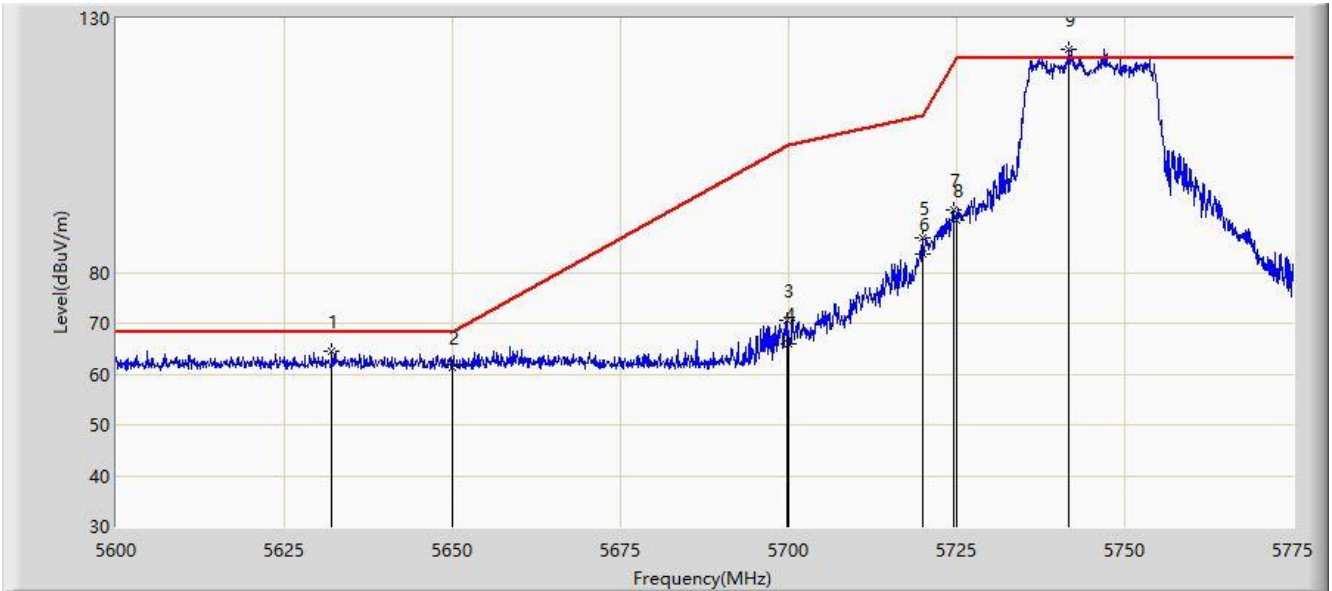
No	Flag	Mark	Frequency (MHz)	Measure Level (dBuV/m)	Reading Level (dBuV)	Margin (dB)	Limit (dBuV/m)	Factor	Type
1		*	5696.960	116.712	112.086	N/A	N/A	4.626	PK
2			5725.000	64.699	59.965	-3.501	68.200	4.734	PK
3			5726.665	66.919	62.179	-1.281	68.200	4.740	PK

Note: Measure Level (dBμV/m) = Reading Level (dBμV) + Factor (dB)

Factor (dB) = Cable Loss (dB) + Antenna Factor (dB/m)



Site: AC1	Time: 2020/01/03 - 07:04
Limit: FCC_Part15.407_RE(3m)	Engineer: Kevin Ker
Probe: BBHA 9120D_1-18GHz	Polarity: Horizontal
EUT: ACCESS POINT	Power: By POE
Test Mode: Transmit by 802.11ax-HE20 at Channel 5745MHz	



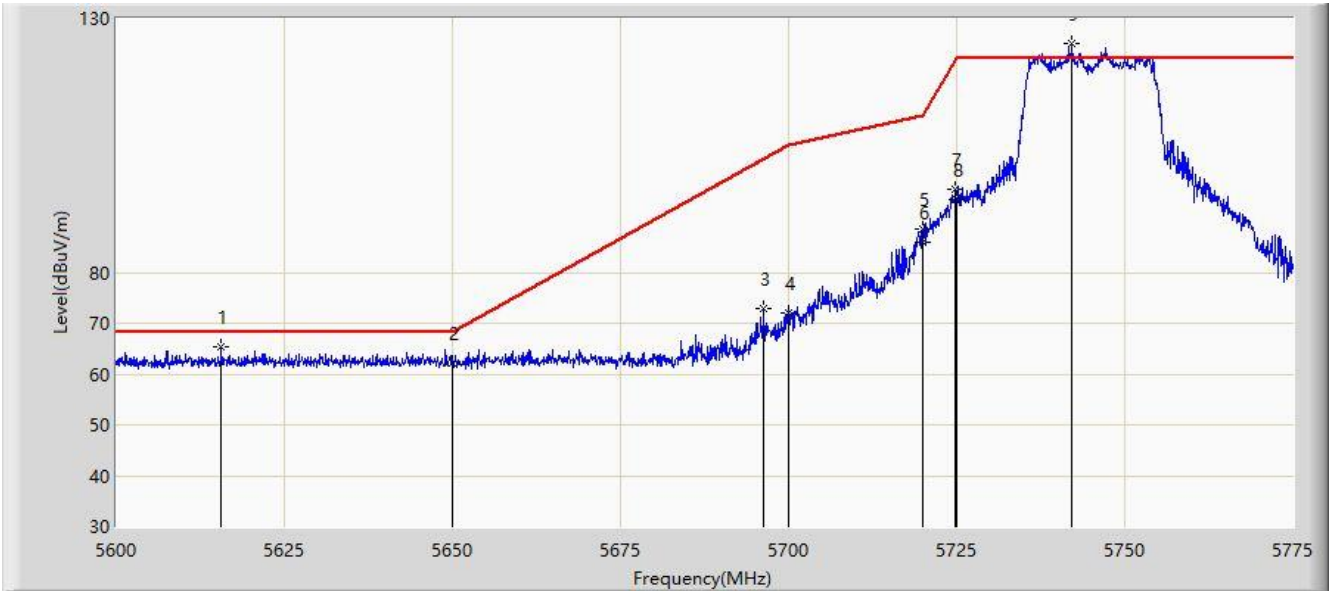
No	Flag	Mark	Frequency (MHz)	Measure Level (dBuV/m)	Reading Level (dBuV)	Over Limit (dB)	Limit (dBuV/m)	Factor	Type
1			5632.112	64.533	60.155	-3.667	68.200	4.378	PK
2			5650.000	61.431	56.985	-6.769	68.200	4.446	PK
3			5699.837	70.603	65.966	-34.477	105.080	4.638	PK
4			5700.000	66.073	61.435	-39.127	105.200	4.638	PK
5			5719.875	86.857	82.143	-23.908	110.765	4.715	PK
6			5720.000	83.647	78.932	-27.153	110.800	4.715	PK
7			5724.513	92.272	87.540	-28.818	121.090	4.731	PK
8			5725.000	90.229	85.495	-31.971	122.200	4.734	PK
9		*	5741.750	124.022	119.224	N/A	N/A	4.798	PK

Note: Measure Level (dBuV/m) = Reading Level (dBuV) + Factor (dB)

Factor (dB) = Cable Loss (dB) + Antenna Factor (dB/m).



Site: AC1	Time: 2020/01/03 - 07:03
Limit: FCC_Part15.407_RE(3m)	Engineer: Kevin Ker
Probe: BBHA 9120D_1-18GHz	Polarity: Vertical
EUT: ACCESS POINT	Power: By POE
Test Mode: Transmit by 802.11ax-HE20 at Channel 5745MHz	



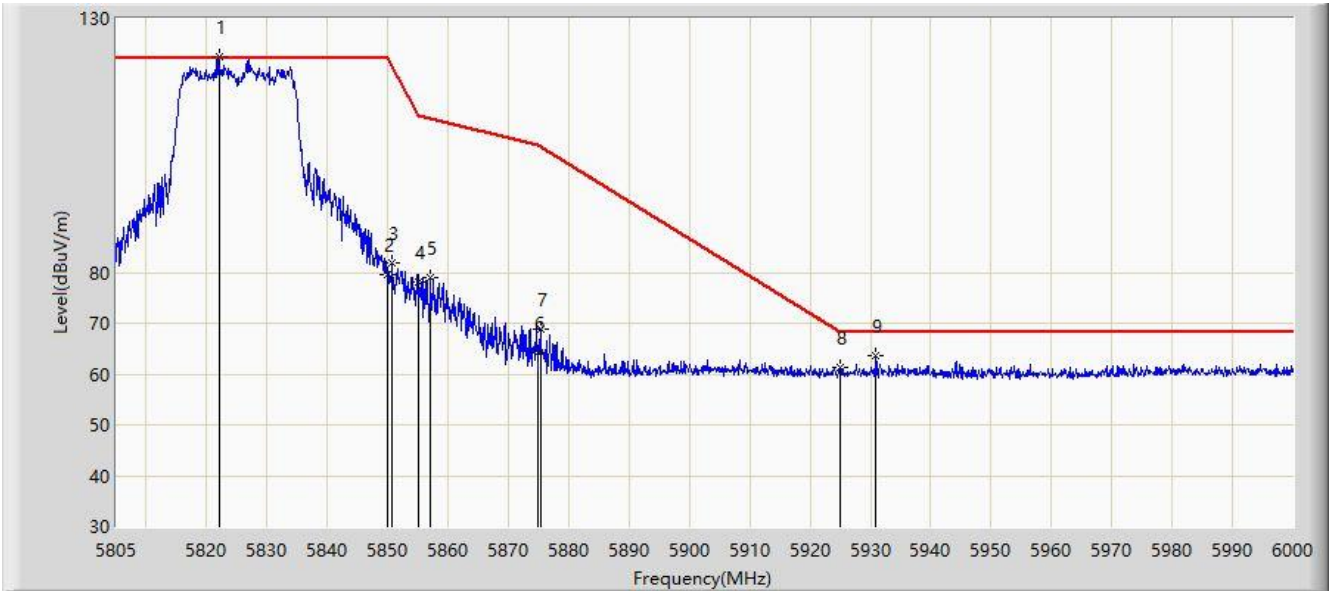
No	Flag	Mark	Frequency (MHz)	Measure Level (dBuV/m)	Reading Level (dBuV)	Over Limit (dB)	Limit (dBuV/m)	Factor	Type
1			5615.663	65.308	60.994	-2.892	68.200	4.314	PK
2			5650.000	62.283	57.837	-5.917	68.200	4.446	PK
3			5696.250	72.959	68.335	-29.478	102.436	4.623	PK
4			5700.000	71.961	67.323	-33.239	105.200	4.638	PK
5			5719.875	88.617	83.903	-22.148	110.765	4.715	PK
6			5720.000	86.026	81.311	-24.774	110.800	4.715	PK
7			5724.775	96.354	91.621	-25.333	121.687	4.734	PK
8			5725.000	94.385	89.651	-27.815	122.200	4.734	PK
9		*	5742.187	125.004	120.204	N/A	N/A	4.800	PK

Note: Measure Level (dBuV/m) = Reading Level (dBuV) + Factor (dB)

Factor (dB) = Cable Loss (dB) + Antenna Factor (dB/m).



Site: AC1	Time: 2020/01/03 - 07:13
Limit: FCC_Part15.407_RE(3m)	Engineer: Kevin Ker
Probe: BBHA 9120D_1-18GHz	Polarity: Horizontal
EUT: ACCESS POINT	Power: By POE
Test Mode: Transmit by 802.11ax-HE20 at Channel 5825MHz	



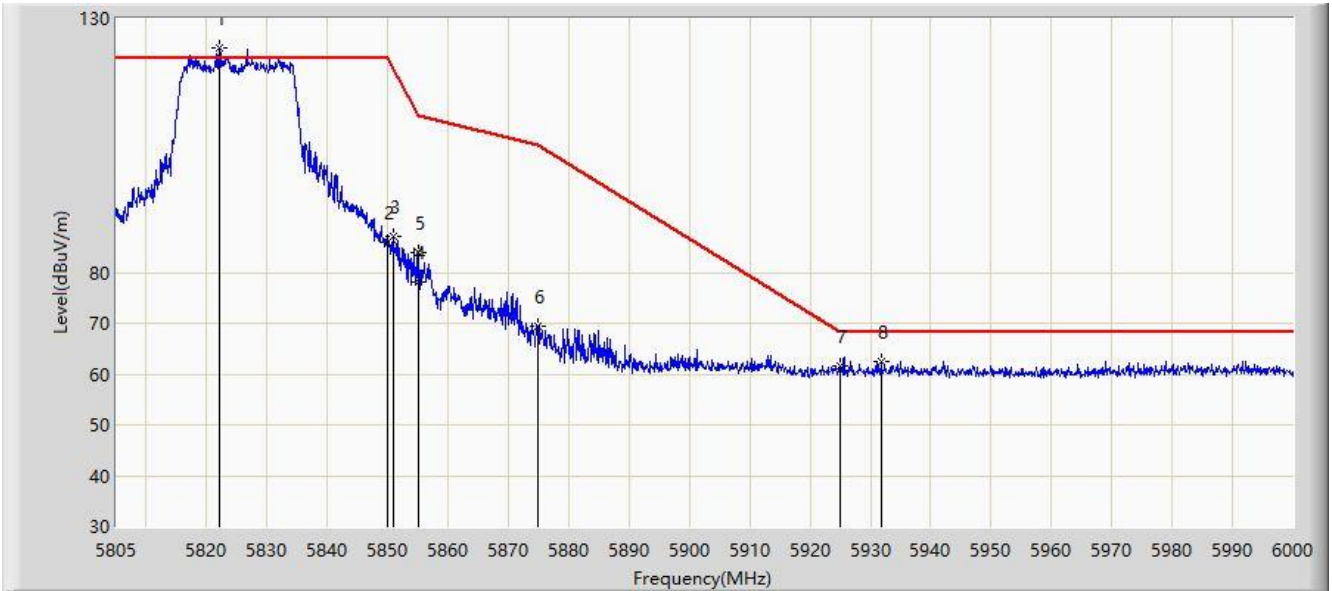
No	Flag	Mark	Frequency (MHz)	Measure Level (dBuV/m)	Reading Level (dBuV)	Over Limit (dB)	Limit (dBuV/m)	Factor	Type
1		*	5822.025	122.489	117.382	N/A	N/A	5.107	PK
2			5850.000	79.450	74.236	-42.750	122.200	5.214	PK
3			5850.712	81.800	76.583	-38.776	120.576	5.217	PK
4			5855.000	78.107	72.874	-32.693	110.800	5.233	PK
5			5857.125	78.902	73.661	-31.302	110.204	5.241	PK
6			5875.000	64.119	58.809	-41.081	105.200	5.310	PK
7			5875.350	68.893	63.582	-36.047	104.940	5.311	PK
8			5925.000	61.241	55.739	-6.959	68.200	5.502	PK
9			5930.925	63.610	58.085	-4.590	68.200	5.525	PK

Note: Measure Level (dBμV/m) = Reading Level (dBμV) + Factor (dB)

Factor (dB) = Cable Loss (dB) + Antenna Factor (dB/m).



Site: AC1	Time: 2020/01/03 - 07:12
Limit: FCC_Part15.407_RE(3m)	Engineer: Kevin Ker
Probe: BBHA 9120D_1-18GHz	Polarity: Vertical
EUT: ACCESS POINT	Power: By POE
Test Mode: Transmit by 802.11ax-HE20 at Channel 5825MHz	



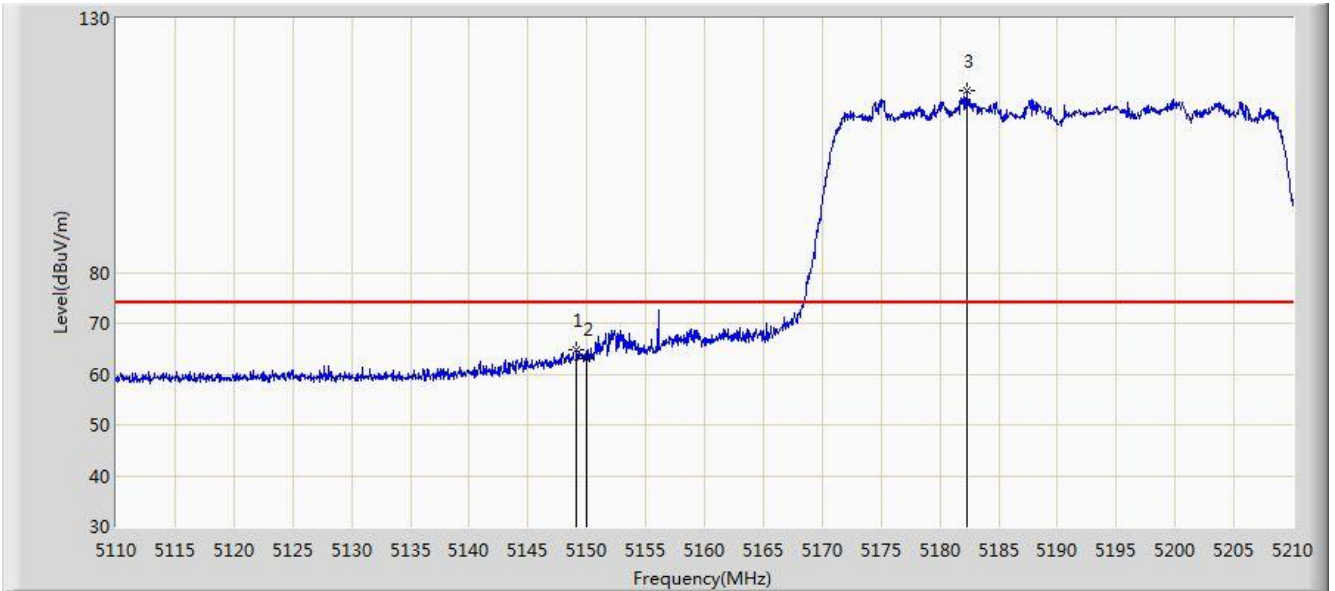
No	Flag	Mark	Frequency (MHz)	Measure Level (dBuV/m)	Reading Level (dBuV)	Over Limit (dB)	Limit (dBuV/m)	Factor	Type
1		*	5822.025	124.171	119.064	N/A	N/A	5.107	PK
2			5850.000	86.036	80.822	-36.164	122.200	5.214	PK
3			5850.937	87.169	81.951	-32.894	120.063	5.218	PK
4			5855.000	78.250	73.017	-32.550	110.800	5.233	PK
5			5855.212	83.780	78.546	-26.961	110.741	5.234	PK
6			5875.000	69.351	64.041	-35.849	105.200	5.310	PK
7			5925.000	61.464	55.962	-6.736	68.200	5.502	PK
8			5931.712	62.324	56.796	-5.876	68.200	5.528	PK

Note: Measure Level (dBμV/m) = Reading Level (dBμV) + Factor (dB)

Factor (dB) = Cable Loss (dB) + Antenna Factor (dB/m).



Site: AC1	Time: 2020/01/03 - 07:27
Limit: FCC_Part15.209_RE(3m)	Engineer: Kevin Ker
Probe: BBHA 9120D_1-18GHz	Polarity: Horizontal
EUT: ACCESS POINT	Power: By PoE
Test Mode: Transmit by 802.11ax-HE40 at Channel 5190MHz	



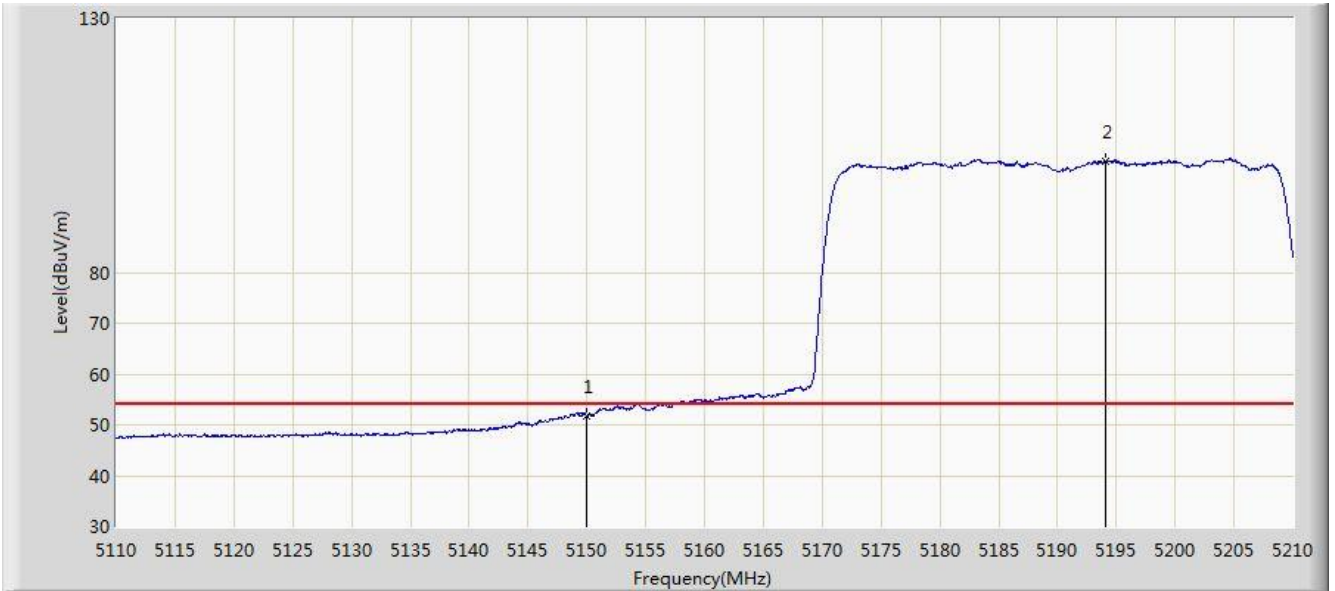
No	Flag	Mark	Frequency (MHz)	Measure Level (dBuV/m)	Reading Level (dBuV)	Margin (dB)	Limit (dBuV/m)	Factor	Type
1			5149.100	64.660	61.014	-9.340	74.000	3.646	PK
2			5150.000	63.087	59.441	-10.913	74.000	3.646	PK
3		*	5182.300	115.804	112.138	N/A	N/A	3.666	PK

Note: Measure Level (dBμV/m) = Reading Level (dBμV) + Factor (dB)

Factor (dB) = Cable Loss (dB) + Antenna Factor (dB/m)



Site: AC1	Time: 2020/01/03 - 07:27
Limit: FCC_Part15.209_RE(3m)	Engineer: Kevin Ker
Probe: BBHA 9120D_1-18GHz	Polarity: Horizontal
EUT: ACCESS POINT	Power: By PoE
Test Mode: Transmit by 802.11ax-HE40 at Channel 5190MHz	



No	Flag	Mark	Frequency (MHz)	Measure Level (dBuV/m)	Reading Level (dBuV)	Margin (dB)	Limit (dBuV/m)	Factor	Type
1			5150.000	51.781	48.135	-2.219	54.000	3.646	AV
2		*	5194.050	101.947	98.273	N/A	N/A	3.674	AV

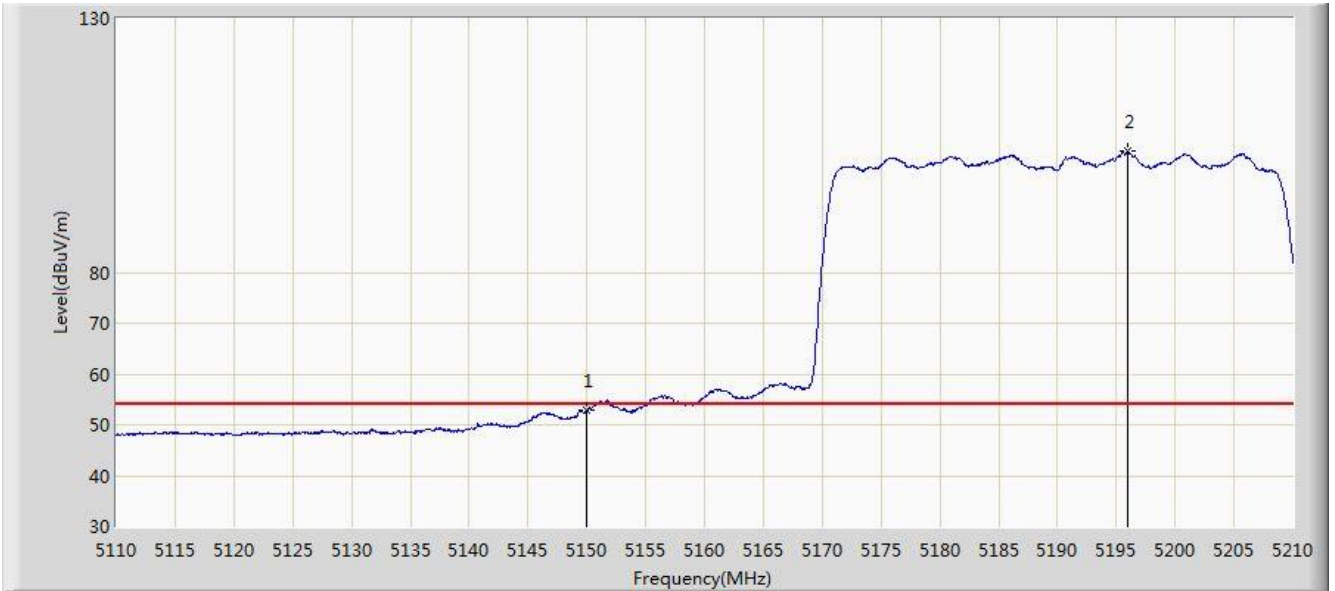
Note: Measure Level (dBμV/m) = Reading Level (dBμV) + Factor (dB)

Factor (dB) = Cable Loss (dB) + Antenna Factor (dB/m)





Site: AC1	Time: 2020/01/03 - 07:26
Limit: FCC_Part15.209_RE(3m)	Engineer: Kevin Ker
Probe: BBHA 9120D_1-18GHz	Polarity: Vertical
EUT: ACCESS POINT	Power: By PoE
Test Mode: Transmit by 802.11ax-HE40 at Channel 5190MHz	



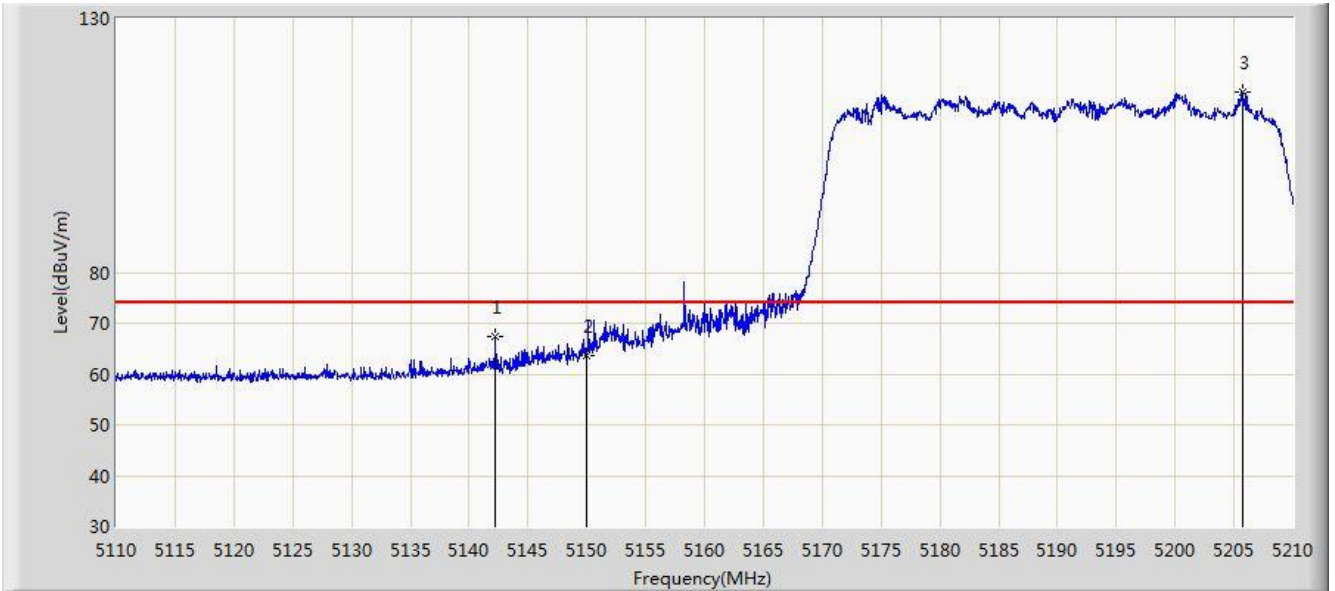
No	Flag	Mark	Frequency (MHz)	Measure Level (dBuV/m)	Reading Level (dBuV)	Margin (dB)	Limit (dBuV/m)	Factor	Type
1			5150.000	52.833	49.187	-1.167	54.000	3.646	AV
2		*	5196.000	103.784	100.108	N/A	N/A	3.675	AV

Note: Measure Level (dBμV/m) = Reading Level (dBμV) + Factor (dB)

Factor (dB) = Cable Loss (dB) + Antenna Factor (dB/m)



Site: AC1	Time: 2020/01/03 - 07:27
Limit: FCC_Part15.209_RE(3m)	Engineer: Kevin Ker
Probe: BBHA 9120D_1-18GHz	Polarity: Vertical
EUT: ACCESS POINT	Power: By PoE
Test Mode: Transmit by 802.11ax-HE40 at Channel 5190MHz	



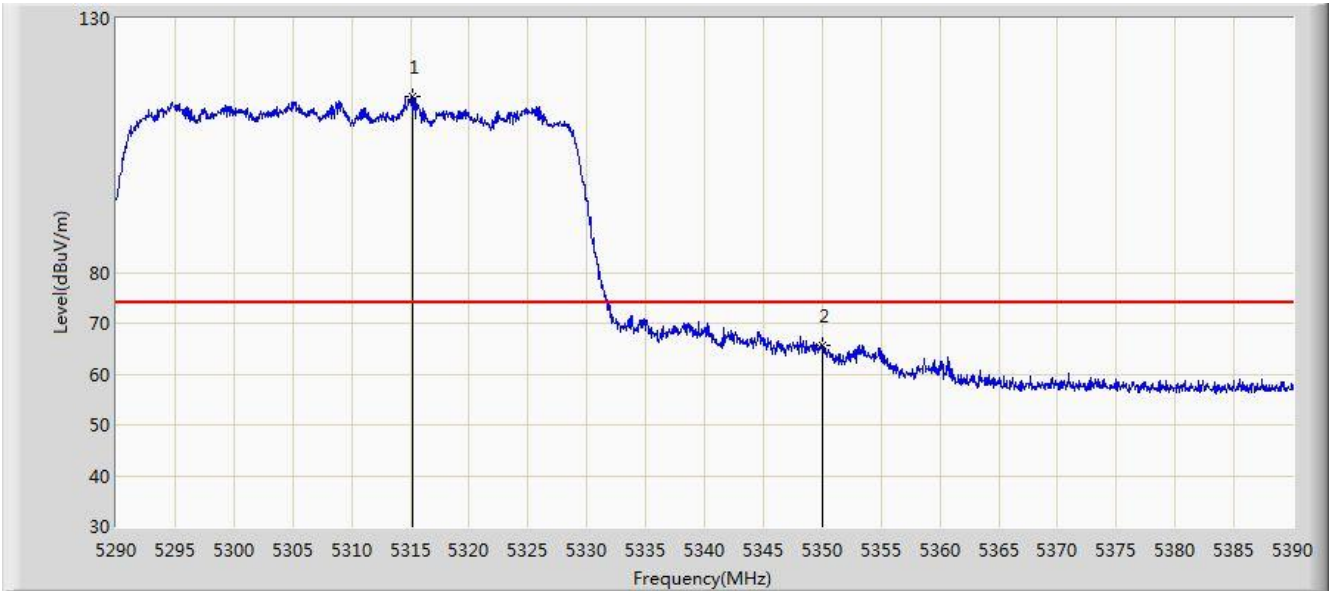
No	Flag	Mark	Frequency (MHz)	Measure Level (dBuV/m)	Reading Level (dBuV)	Margin (dB)	Limit (dBuV/m)	Factor	Type
1			5142.250	67.257	63.616	-6.743	74.000	3.641	PK
2			5150.000	63.563	59.917	-10.437	74.000	3.646	PK
3		*	5205.800	115.646	111.964	N/A	N/A	3.681	PK

Note: Measure Level (dBμV/m) = Reading Level (dBμV) + Factor (dB)

Factor (dB) = Cable Loss (dB) + Antenna Factor (dB/m)



Site: AC1	Time: 2020/01/12 - 14:47
Limit: FCC_Part15.209_RE(3m)	Engineer: Kevin Ker
Probe: BBHA 9120D_1-18GHz	Polarity: Horizontal
EUT: ACCESS POINT	Power: By PoE
Test Mode: Transmit by 802.11ax-HE40 at Channel 5310MHz	



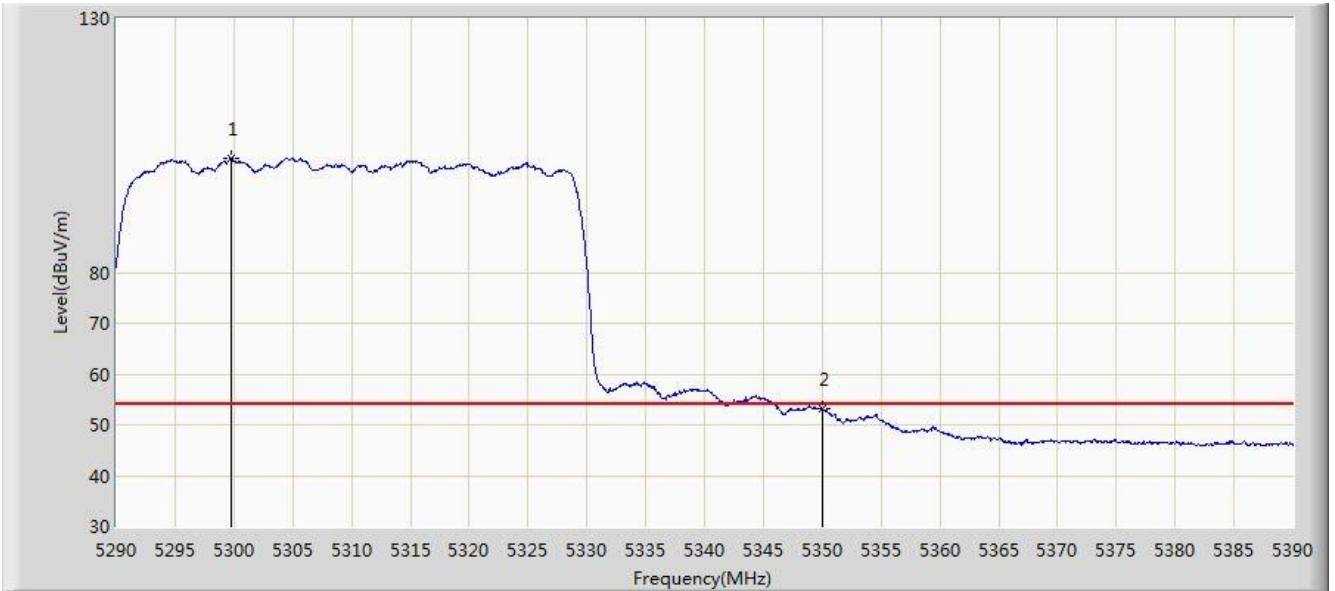
No	Flag	Mark	Frequency (MHz)	Measure Level (dBuV/m)	Reading Level (dBuV)	Margin (dB)	Limit (dBuV/m)	Factor	Type
1		*	5315.150	114.642	110.890	N/A	N/A	3.752	PK
2			5350.000	65.610	61.836	-8.390	74.000	3.774	PK

Note: Measure Level (dBμV/m) = Reading Level (dBμV) + Factor (dB)

Factor (dB) = Cable Loss (dB) + Antenna Factor (dB/m)



Site: AC1	Time: 2020/01/12 - 14:45
Limit: FCC_Part15.209_RE(3m)	Engineer: Kevin Ker
Probe: BBHA 9120D_1-18GHz	Polarity: Horizontal
EUT: ACCESS POINT	Power: By PoE
Test Mode: Transmit by 802.11ax-HE40 at Channel 5310MHz	



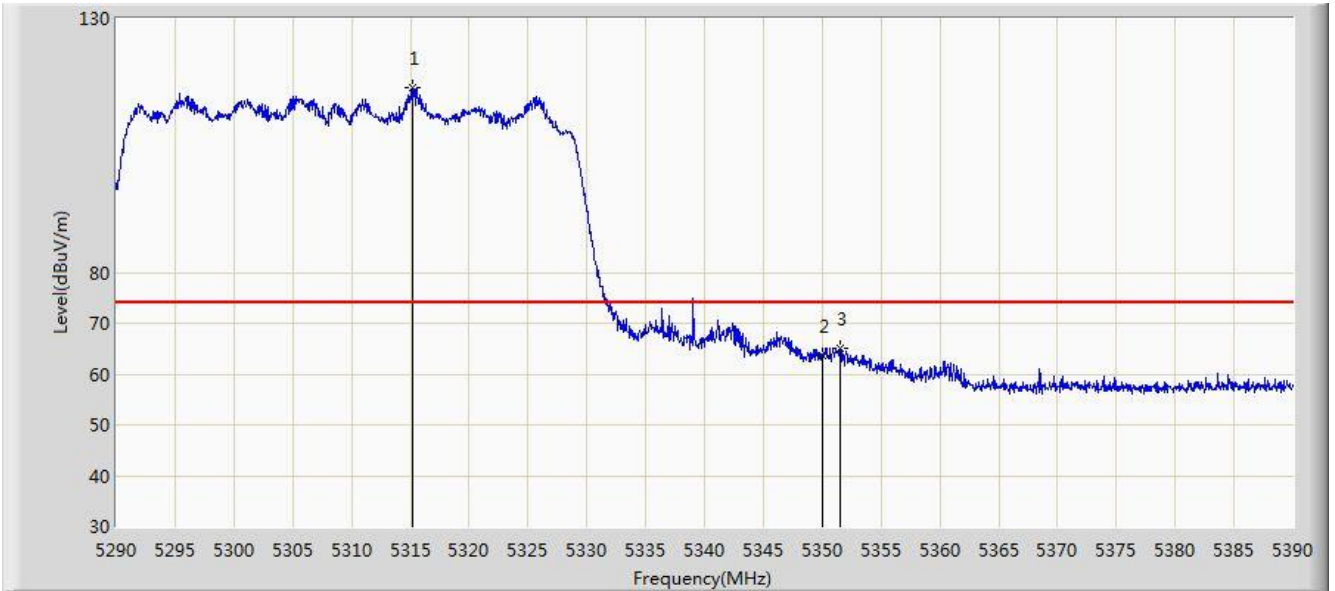
No	Flag	Mark	Frequency (MHz)	Measure Level (dBuV/m)	Reading Level (dBuV)	Margin (dB)	Limit (dBuV/m)	Factor	Type
1		*	5299.750	102.352	98.610	N/A	N/A	3.741	AV
2			5350.000	53.076	49.302	-0.924	54.000	3.774	AV

Note: Measure Level (dBμV/m) = Reading Level (dBμV) + Factor (dB)

Factor (dB) = Cable Loss (dB) + Antenna Factor (dB/m)



Site: AC1	Time: 2020/01/12 - 14:51
Limit: FCC_Part15.209_RE(3m)	Engineer: Kevin Ker
Probe: BBHA 9120D_1-18GHz	Polarity: Vertical
EUT: ACCESS POINT	Power: By PoE
Test Mode: Transmit by 802.11ax-HE40 at Channel 5310MHz	

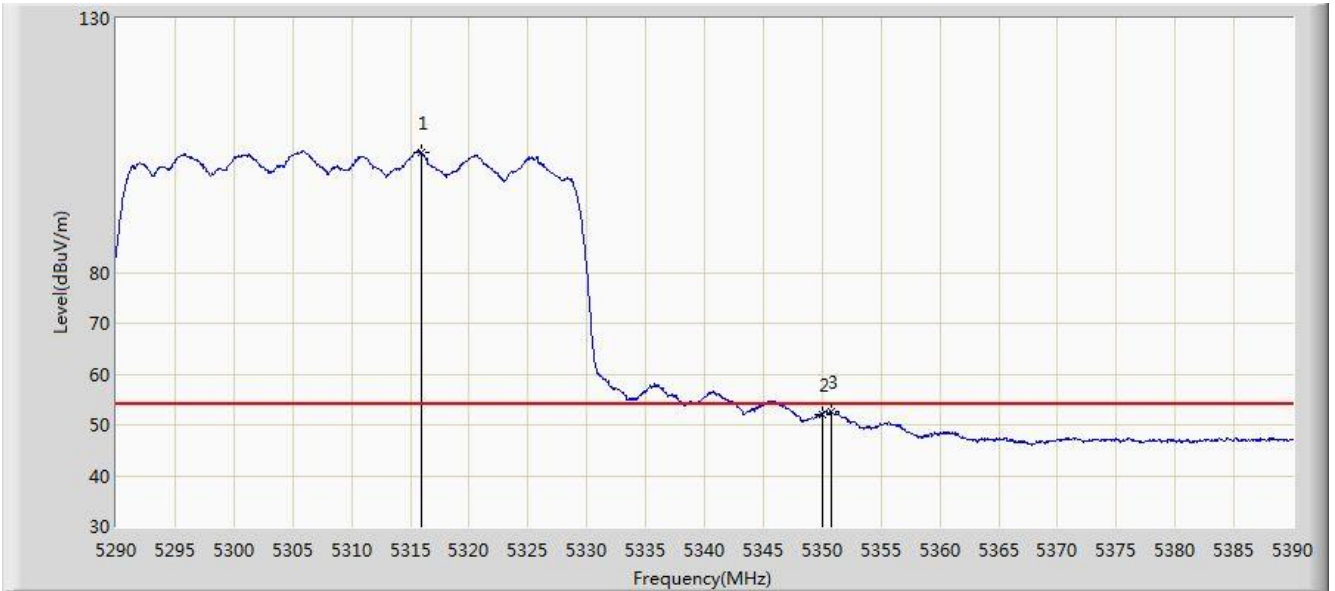


No	Flag	Mark	Frequency (MHz)	Measure Level (dBuV/m)	Reading Level (dBuV)	Margin (dB)	Limit (dBuV/m)	Factor	Type
1		*	5315.250	116.261	112.509	N/A	N/A	3.752	PK
2			5350.000	63.561	59.787	-10.439	74.000	3.774	PK
3			5351.550	65.078	61.303	-8.922	74.000	3.775	PK

Note: Measure Level (dBμV/m) = Reading Level (dBμV) + Factor (dB)

Factor (dB) = Cable Loss (dB) + Antenna Factor (dB/m)

Site: AC1	Time: 2020/01/12 - 14:53
Limit: FCC_Part15.209_RE(3m)	Engineer: Kevin Ker
Probe: BBHA 9120D_1-18GHz	Polarity: Vertical
EUT: ACCESS POINT	Power: By PoE
Test Mode: Transmit by 802.11ax-HE40 at Channel 5310MHz	



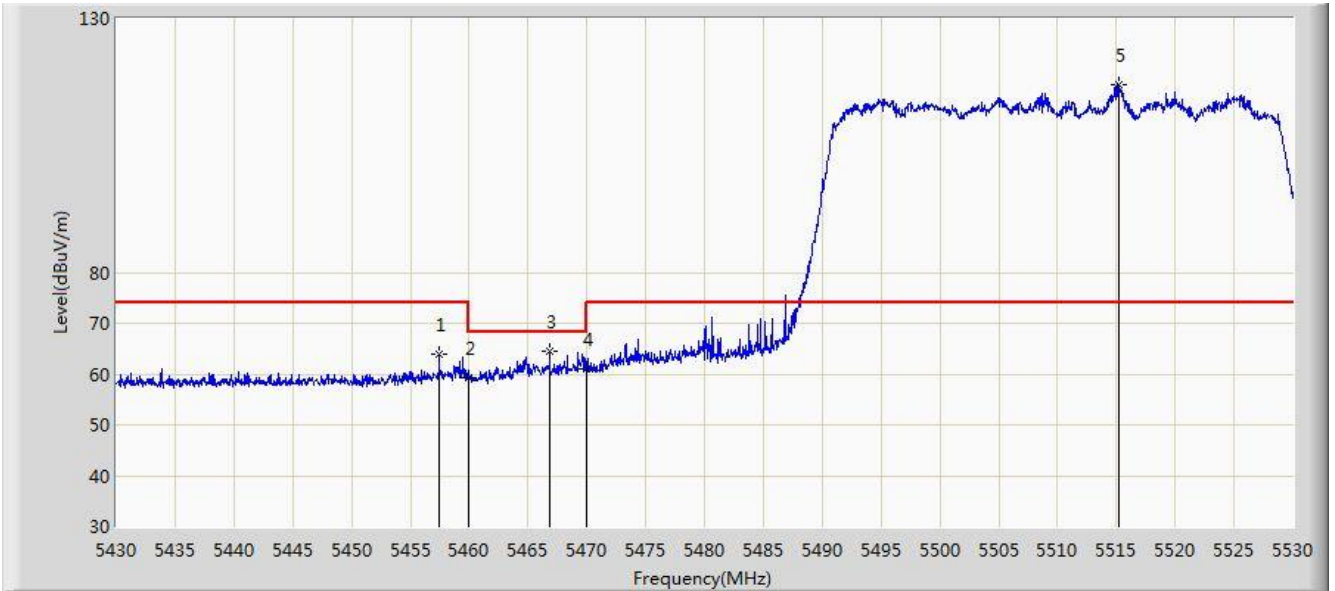
No	Flag	Mark	Frequency (MHz)	Measure Level (dBuV/m)	Reading Level (dBuV)	Margin (dB)	Limit (dBuV/m)	Factor	Type
1		*	5315.900	103.597	99.844	N/A	N/A	3.753	AV
2			5350.000	52.104	48.330	-1.896	54.000	3.774	AV
3			5350.750	52.616	48.842	-1.384	54.000	3.774	AV

Note: Measure Level (dBμV/m) = Reading Level (dBμV) + Factor (dB)

Factor (dB) = Cable Loss (dB) + Antenna Factor (dB/m)



Site: AC1	Time: 2020/01/12 - 15:10
Limit: FCC_Part15.209_RE(3m)	Engineer: Kevin Ker
Probe: BBHA 9120D_1-18GHz	Polarity: Horizontal
EUT: ACCESS POINT	Power: By PoE
Test Mode: Transmit by 802.11ax-HE40 at Channel 5510MHz	



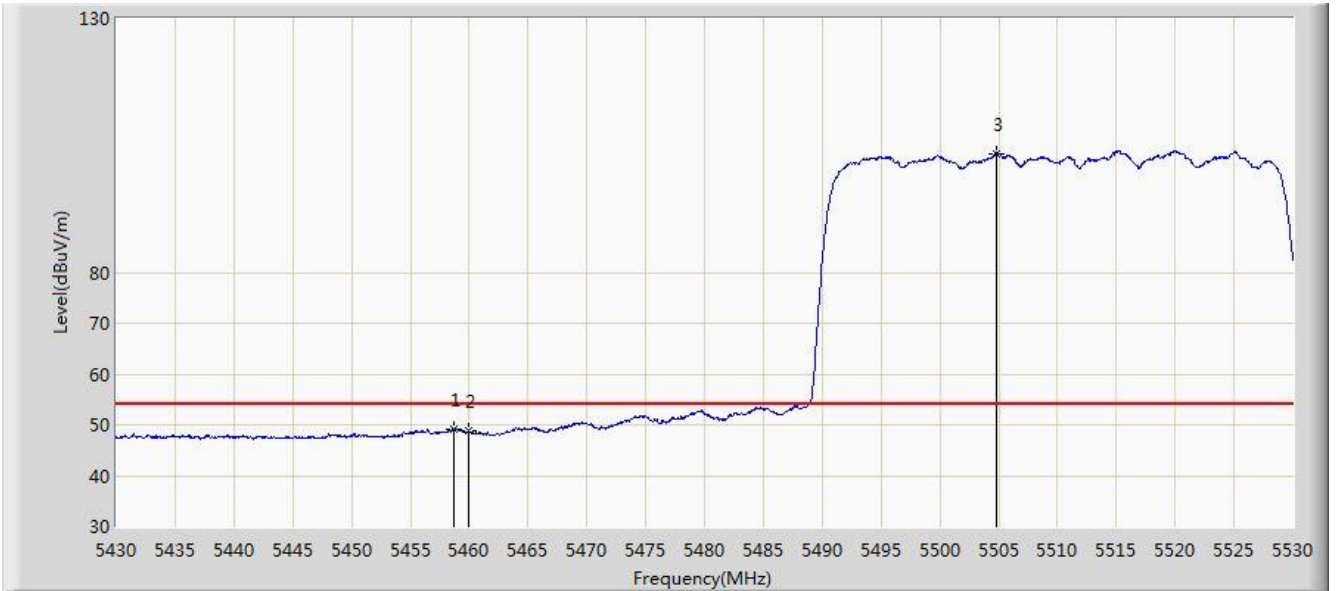
No	Flag	Mark	Frequency (MHz)	Measure Level (dBuV/m)	Reading Level (dBuV)	Margin (dB)	Limit (dBuV/m)	Factor	Type
1			5457.450	63.876	60.034	-10.124	74.000	3.842	PK
2			5460.000	59.361	55.517	-14.639	74.000	3.844	PK
3			5466.850	64.603	60.755	-3.597	68.200	3.848	PK
4			5470.000	61.027	57.176	-7.173	68.200	3.850	PK
5		*	5515.200	117.022	113.093	N/A	N/A	3.929	PK

Note: Measure Level (dBμV/m) = Reading Level (dBμV) + Factor (dB)

Factor (dB) = Cable Loss (dB) + Antenna Factor (dB/m)



Site: AC1	Time: 2020/01/12 - 15:11
Limit: FCC_Part15.209_RE(3m)	Engineer: Kevin Ker
Probe: BBHA 9120D_1-18GHz	Polarity: Horizontal
EUT: ACCESS POINT	Power: By PoE
Test Mode: Transmit by 802.11ax-HE40 at Channel 5510MHz	



No	Flag	Mark	Frequency (MHz)	Measure Level (dBuV/m)	Reading Level (dBuV)	Margin (dB)	Limit (dBuV/m)	Factor	Type
1			5458.750	49.202	45.359	-4.798	54.000	3.843	AV
2			5460.000	48.762	44.918	-5.238	54.000	3.844	AV
3		*	5504.750	103.461	99.572	N/A	N/A	3.889	AV

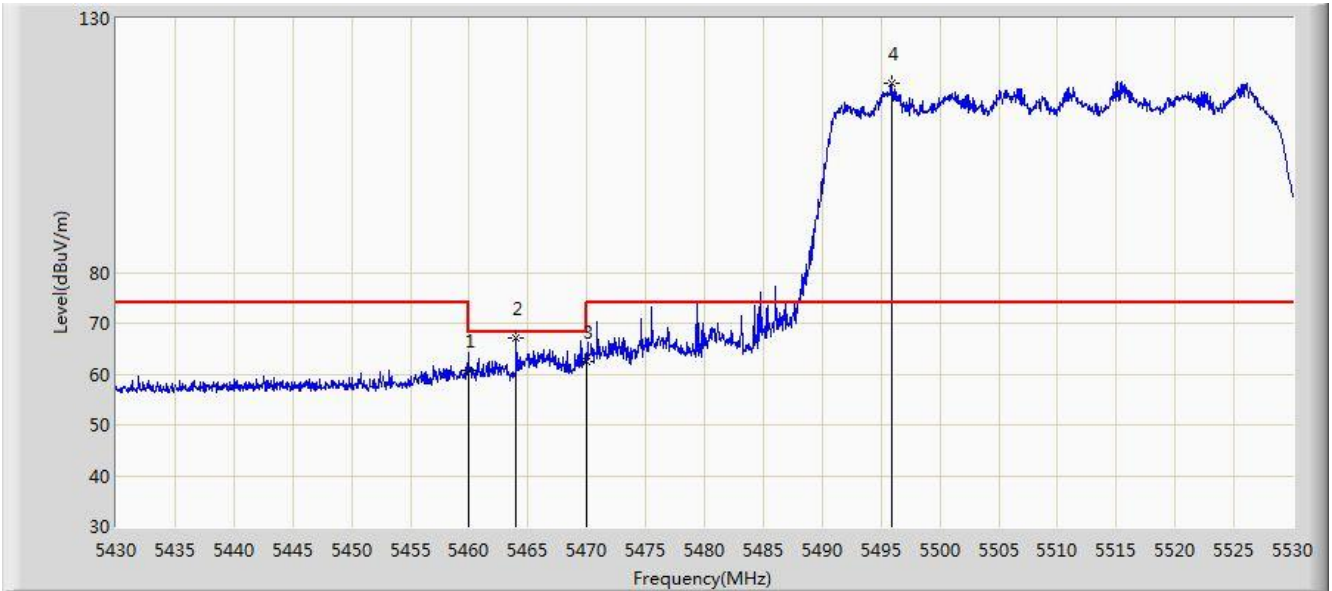
Note: Measure Level (dBμV/m) = Reading Level (dBμV) + Factor (dB)

Factor (dB) = Cable Loss (dB) + Antenna Factor (dB/m)





Site: AC1	Time: 2020/01/12 - 15:06
Limit: FCC_Part15.209_RE(3m)	Engineer: Kevin Ker
Probe: BBHA 9120D_1-18GHz	Polarity: Vertical
EUT: ACCESS POINT	Power: By PoE
Test Mode: Transmit by 802.11ax-HE40 at Channel 5510MHz	



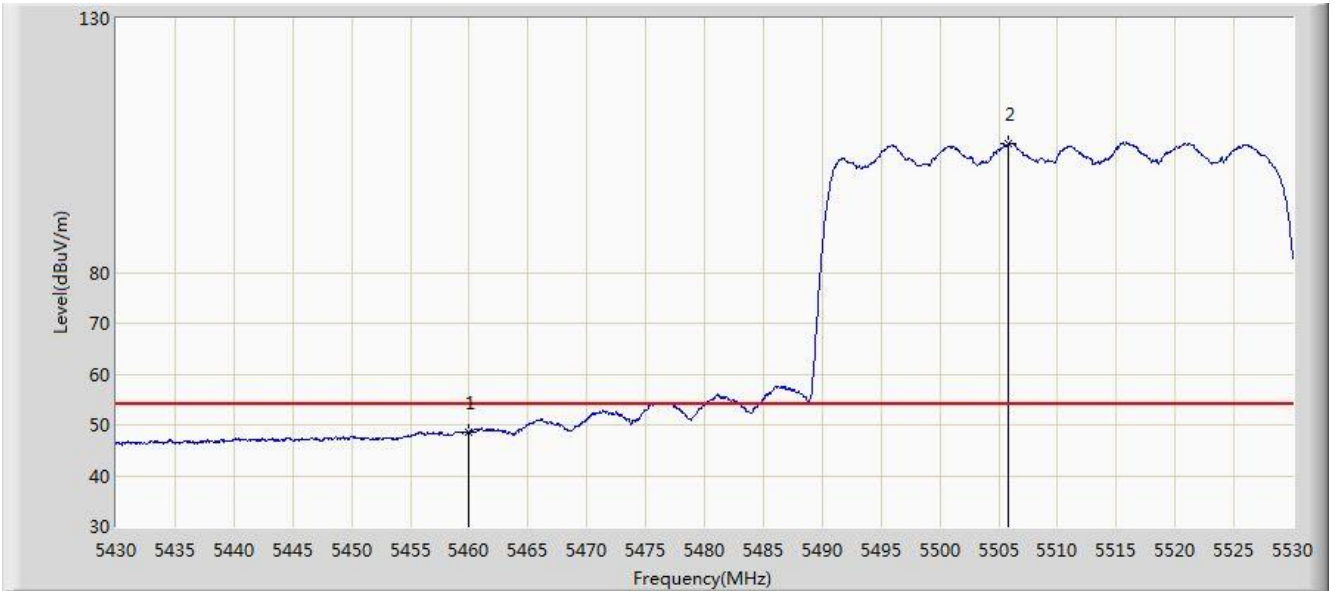
No	Flag	Mark	Frequency (MHz)	Measure Level (dBuV/m)	Reading Level (dBuV)	Margin (dB)	Limit (dBuV/m)	Factor	Type
1			5460.000	60.726	56.882	-13.274	74.000	3.844	PK
2			5464.000	67.210	63.363	-0.990	68.200	3.846	PK
3			5470.000	62.605	58.754	-5.595	68.200	3.850	PK
4		*	5495.900	117.140	113.265	N/A	N/A	3.876	PK

Note: Measure Level (dBμV/m) = Reading Level (dBμV) + Factor (dB)

Factor (dB) = Cable Loss (dB) + Antenna Factor (dB/m)



Site: AC1	Time: 2020/01/12 - 15:08
Limit: FCC_Part15.209_RE(3m)	Engineer: Kevin Ker
Probe: BBHA 9120D_1-18GHz	Polarity: Vertical
EUT: ACCESS POINT	Power: By PoE
Test Mode: Transmit by 802.11ax-HE40 at Channel 5510MHz	

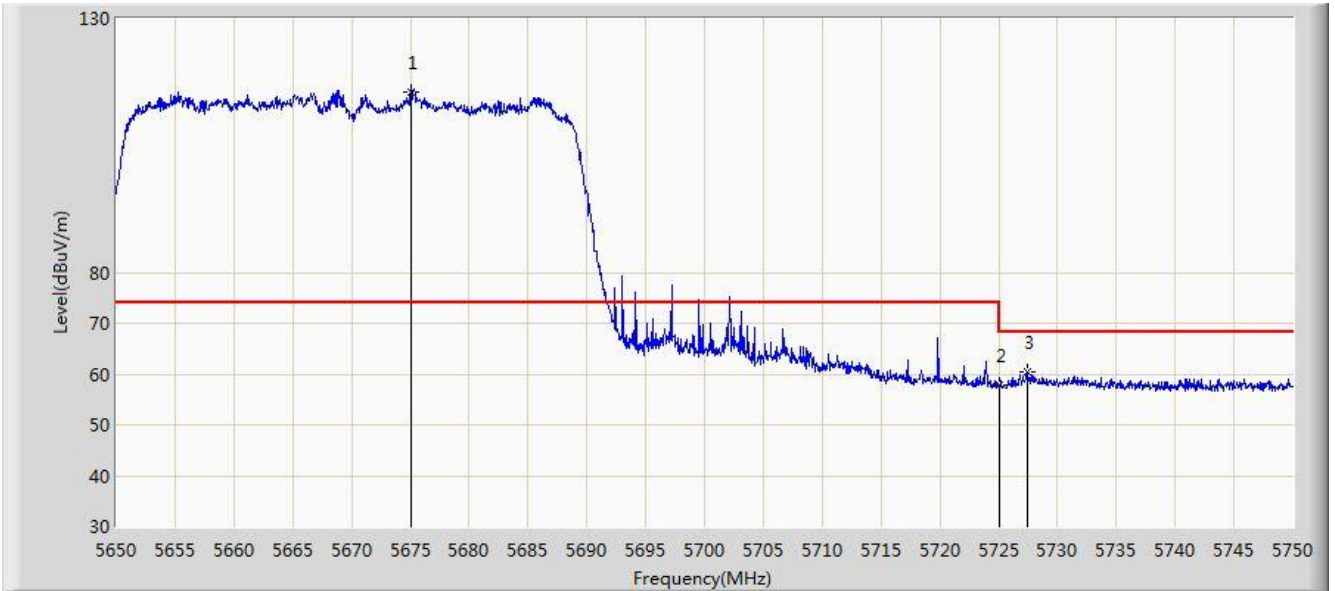


No	Flag	Mark	Frequency (MHz)	Measure Level (dBuV/m)	Reading Level (dBuV)	Margin (dB)	Limit (dBuV/m)	Factor	Type
1			5460.000	48.517	44.673	-5.483	54.000	3.844	AV
2		*	5505.850	105.362	101.469	N/A	N/A	3.893	AV

Note: Measure Level (dBμV/m) = Reading Level (dBμV) + Factor (dB)

Factor (dB) = Cable Loss (dB) + Antenna Factor (dB/m)

Site: AC1	Time: 2020/01/12 - 15:12
Limit: FCC_Part15.209_RE(3m)	Engineer: Kevin Ker
Probe: BBHA 9120D_1-18GHz	Polarity: Horizontal
EUT: ACCESS POINT	Power: By PoE
Test Mode: Transmit by 802.11ax-HE40 at Channel 5670MHz	



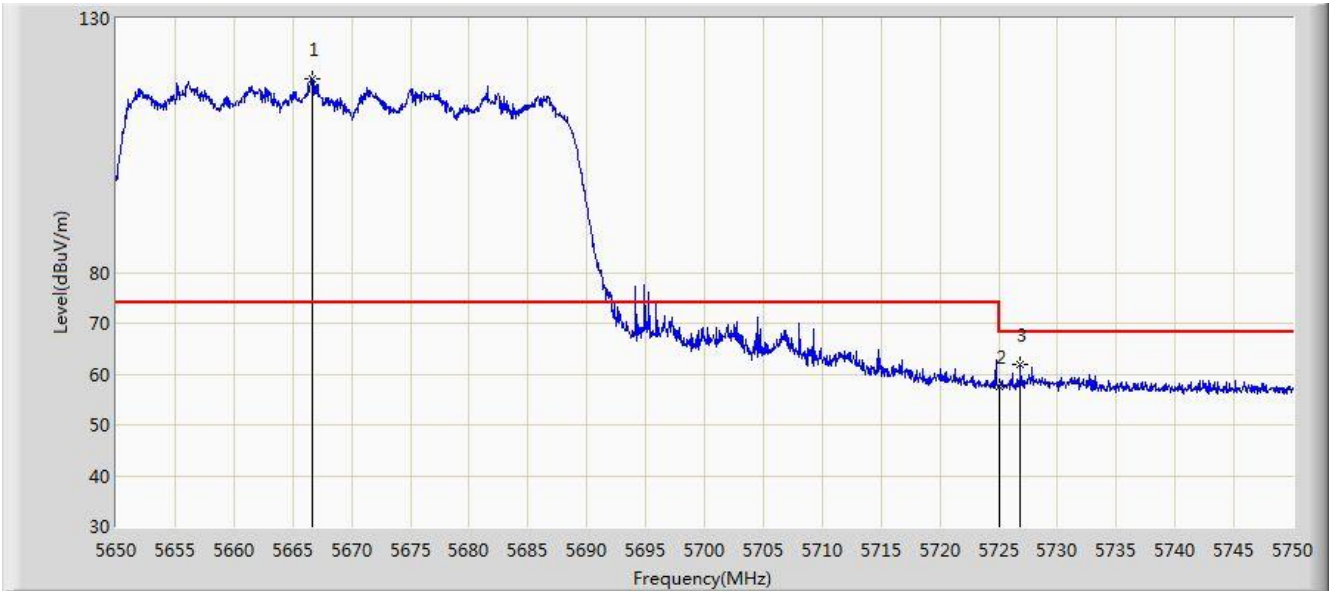
No	Flag	Mark	Frequency (MHz)	Measure Level (dBuV/m)	Reading Level (dBuV)	Margin (dB)	Limit (dBuV/m)	Factor	Type
1		*	5675.000	115.514	110.972	N/A	N/A	4.542	PK
2			5725.000	57.882	53.148	-10.318	68.200	4.734	PK
3			5727.500	60.417	55.674	-7.783	68.200	4.744	PK

Note: Measure Level (dBμV/m) = Reading Level (dBμV) + Factor (dB)

Factor (dB) = Cable Loss (dB) + Antenna Factor (dB/m)



Site: AC1	Time: 2020/01/12 - 15:14
Limit: FCC_Part15.209_RE(3m)	Engineer: Kevin Ker
Probe: BBHA 9120D_1-18GHz	Polarity: Vertical
EUT: ACCESS POINT	Power: By PoE
Test Mode: Transmit by 802.11ax-HE40 at Channel 5670MHz	



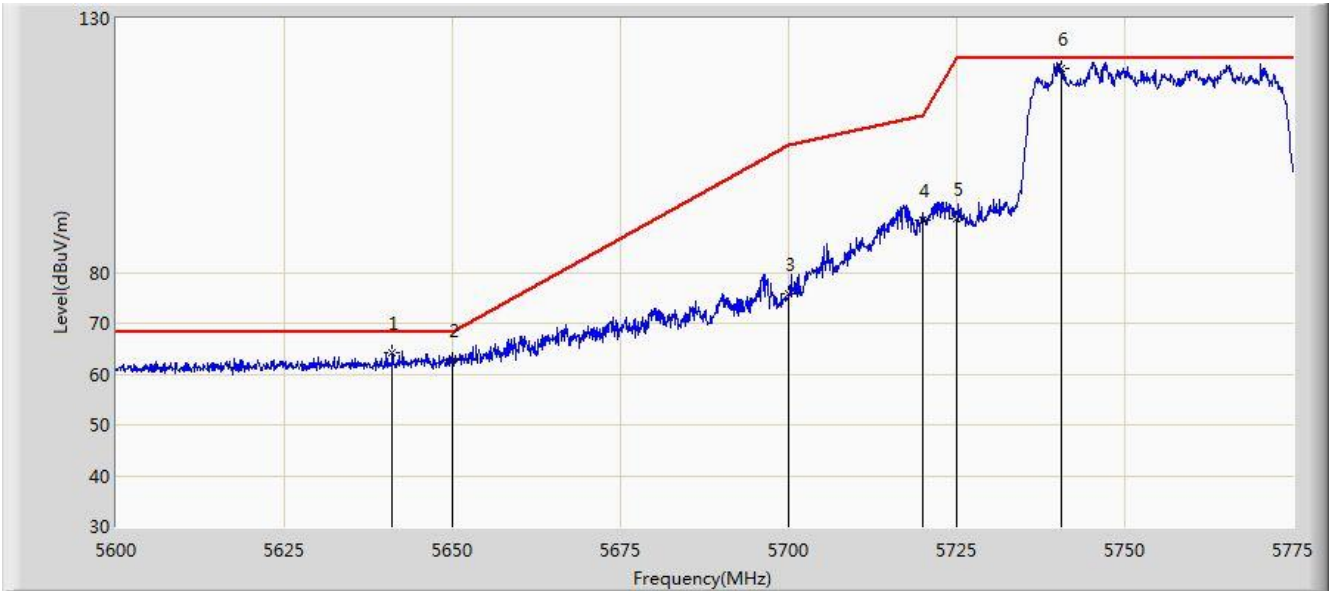
No	Flag	Mark	Frequency (MHz)	Measure Level (dBuV/m)	Reading Level (dBuV)	Margin (dB)	Limit (dBuV/m)	Factor	Type
1		*	5666.650	118.128	113.618	N/A	N/A	4.510	PK
2			5725.000	57.650	52.916	-10.550	68.200	4.734	PK
3			5726.850	61.848	57.107	-6.352	68.200	4.740	PK

Note: Measure Level (dBμV/m) = Reading Level (dBμV) + Factor (dB)

Factor (dB) = Cable Loss (dB) + Antenna Factor (dB/m)



Site: AC1	Time: 2020/01/03 - 07:33
Limit: FCC_Part15.407_RE(3m)	Engineer: Kevin Ker
Probe: BBHA 9120D_1-18GHz	Polarity: Horizontal
EUT: ACCESS POINT	Power: By PoE
Test Mode: Transmit by 802.11ax-HE40 at Channel 5755MHz .5	



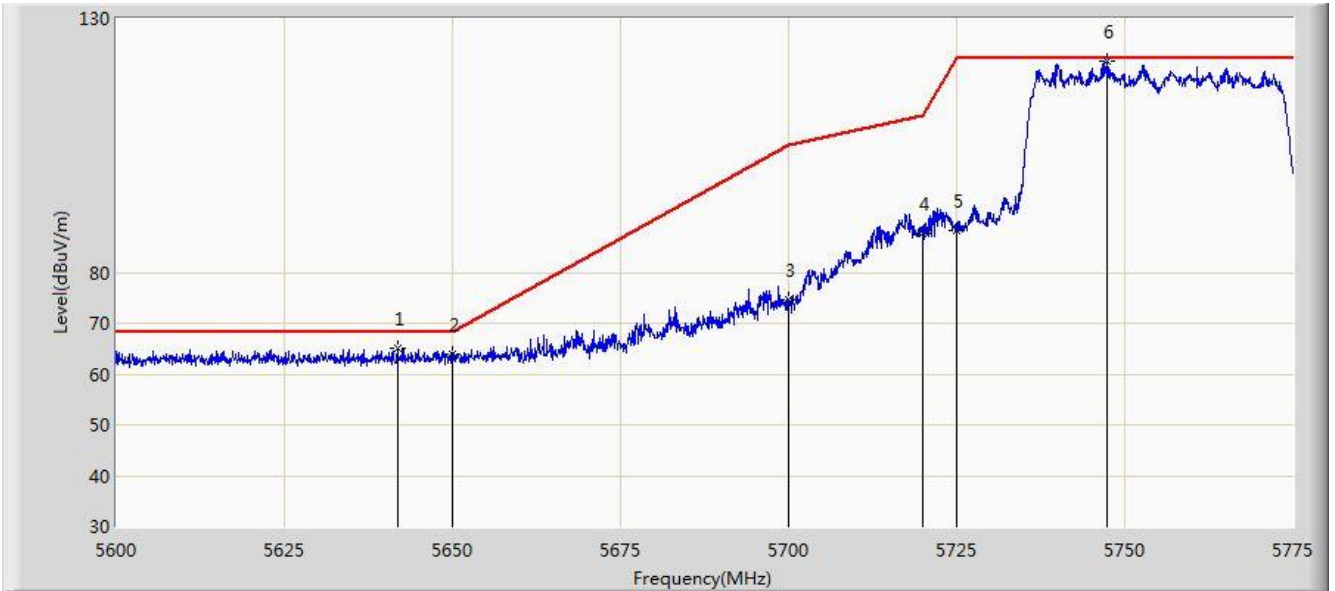
No	Flag	Mark	Frequency (MHz)	Measure Level (dBuV/m)	Reading Level (dBuV)	Margin (dB)	Limit (dBuV/m)	Factor	Type
1			5641.038	64.345	59.933	-3.855	68.200	4.412	PK
2			5650.000	62.827	58.381	-5.373	68.200	4.446	PK
3			5700.000	75.795	71.157	-29.405	105.200	4.638	PK
4			5720.000	90.334	85.619	-20.466	110.800	4.715	PK
5			5725.000	90.645	85.911	-31.555	122.200	4.734	PK
6		*	5740.612	120.254	115.460	N/A	N/A	4.794	PK

Note: Measure Level (dBμV/m) = Reading Level (dBμV) + Factor (dB)

Factor (dB) = Cable Loss (dB) + Antenna Factor (dB/m)



Site: AC1	Time: 2020/01/03 - 07:31
Limit: FCC_Part15.407_RE(3m)	Engineer: Kevin Ker
Probe: BBHA 9120D_1-18GHz	Polarity: Vertical
EUT: ACCESS POINT	Power: By PoE
Test Mode: Transmit by 802.11ax-HE40 at Channel 5755MHz	



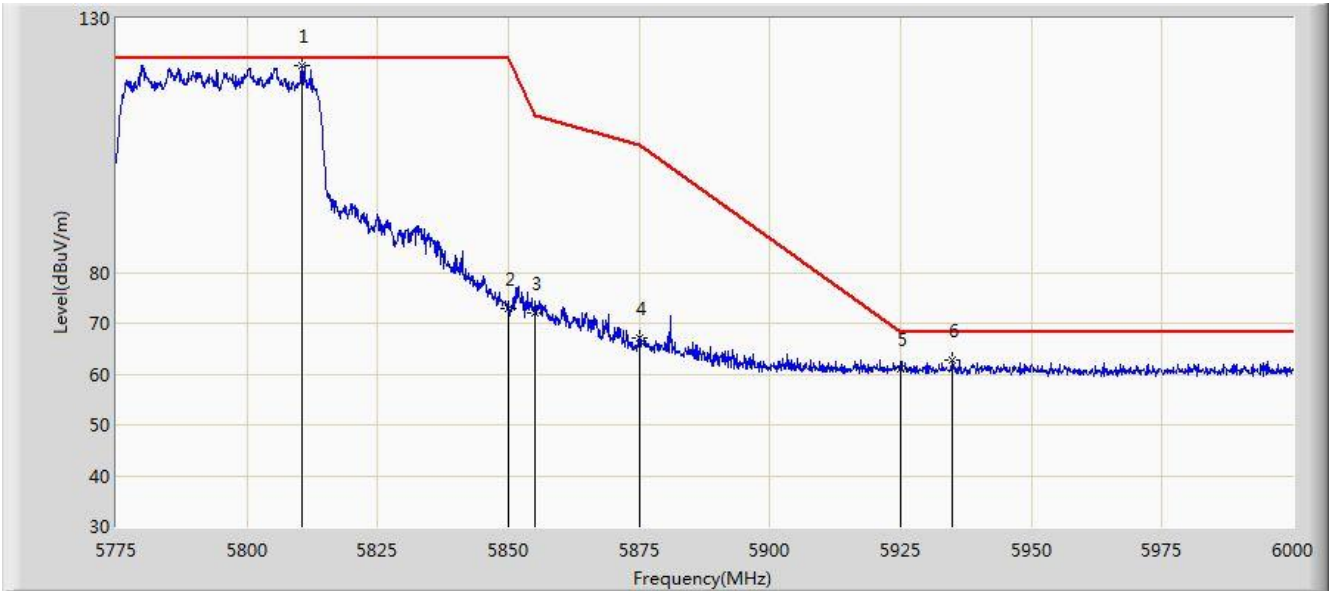
No	Flag	Mark	Frequency (MHz)	Measure Level (dBuV/m)	Reading Level (dBuV)	Margin (dB)	Limit (dBuV/m)	Factor	Type
1			5641.825	65.156	60.741	-3.044	68.200	4.415	PK
2			5650.000	63.777	59.331	-4.423	68.200	4.446	PK
3			5700.000	74.608	69.970	-30.592	105.200	4.638	PK
4			5720.000	87.540	82.825	-23.260	110.800	4.715	PK
5			5725.000	88.383	83.649	-33.817	122.200	4.734	PK
6		*	5747.263	121.571	116.752	N/A	N/A	4.819	PK

Note: Measure Level (dBμV/m) = Reading Level (dBμV) + Factor (dB)

Factor (dB) = Cable Loss (dB) + Antenna Factor (dB/m)



Site: AC1	Time: 2020/01/03 - 07:38
Limit: FCC_Part15.407_RE(3m)	Engineer: Kevin Ker
Probe: BBHA 9120D_1-18GHz	Polarity: Horizontal
EUT: ACCESS POINT	Power: By PoE
Test Mode: Transmit by 802.11ax-HE40 at Channel 5795MHz	



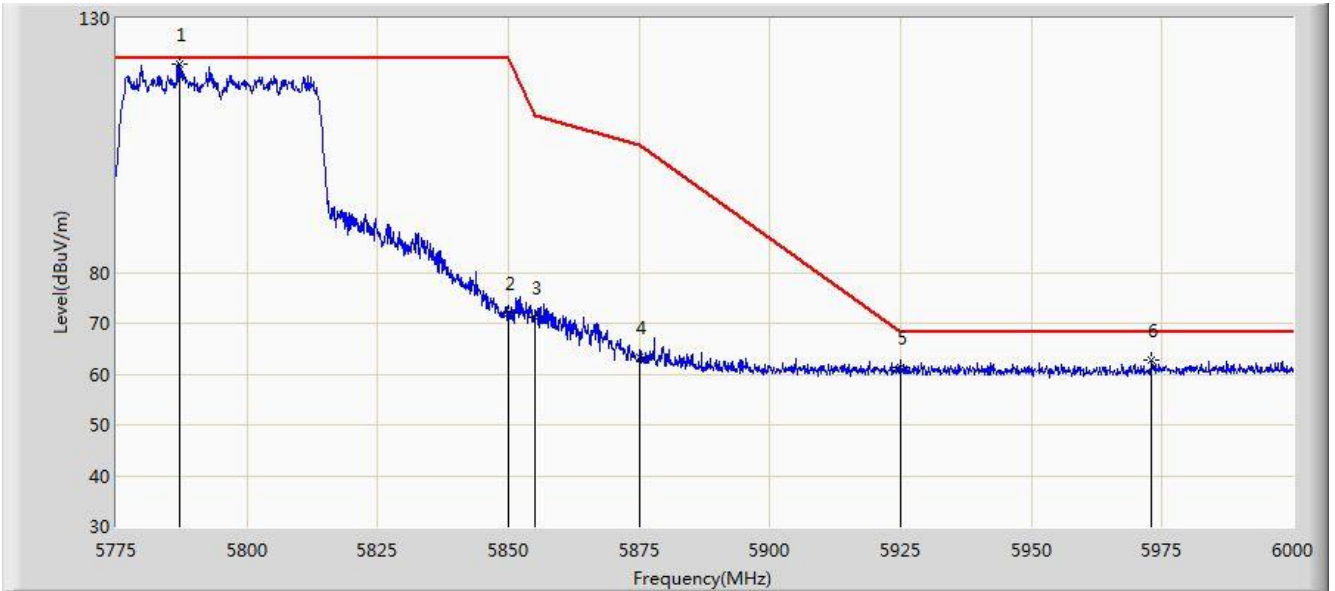
No	Flag	Mark	Frequency (MHz)	Measure Level (dBuV/m)	Reading Level (dBuV)	Margin (dB)	Limit (dBuV/m)	Factor	Type
1		*	5810.663	120.654	115.591	N/A	N/A	5.063	PK
2			5850.000	73.030	67.816	-49.170	122.200	5.214	PK
3			5855.000	72.009	66.776	-38.791	110.800	5.233	PK
4			5875.000	67.035	61.725	-38.165	105.200	5.310	PK
5			5925.000	61.005	55.503	-7.195	68.200	5.502	PK
6			5934.750	62.820	57.280	-5.380	68.200	5.540	PK

Note: Measure Level (dBμV/m) = Reading Level (dBμV) + Factor (dB)

Factor (dB) = Cable Loss (dB) + Antenna Factor (dB/m)



Site: AC1	Time: 2020/01/03 - 07:37
Limit: FCC_Part15.407_RE(3m)	Engineer: Kevin Ker
Probe: BBHA 9120D_1-18GHz	Polarity: Vertical
EUT: ACCESS POINT	Power: By PoE
Test Mode: Transmit by 802.11ax-HE40 at Channel 5795MHz	



No	Flag	Mark	Frequency (MHz)	Measure Level (dBuV/m)	Reading Level (dBuV)	Margin (dB)	Limit (dBuV/m)	Factor	Type
1		*	5787.263	121.145	116.171	N/A	N/A	4.974	PK
2			5850.000	71.906	66.692	-50.294	122.200	5.214	PK
3			5855.000	71.133	65.900	-39.667	110.800	5.233	PK
4			5875.000	63.276	57.966	-41.924	105.200	5.310	PK
5			5925.000	61.391	55.889	-6.809	68.200	5.502	PK
6			5973.000	62.684	56.998	-5.516	68.200	5.686	PK

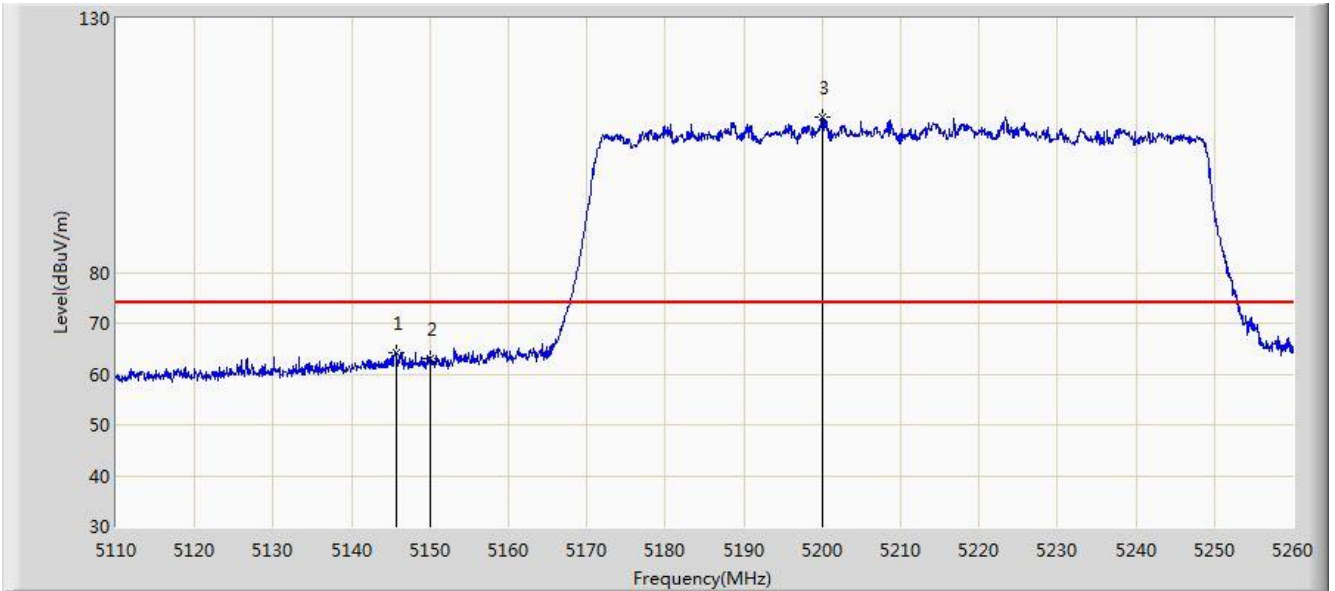
Note: Measure Level (dBμV/m) = Reading Level (dBμV) + Factor (dB)

Factor (dB) = Cable Loss (dB) + Antenna Factor (dB/m)





Site: AC1	Time: 2020/01/03 - 07:45
Limit: FCC_Part15.209_RE(3m)	Engineer: Kevin Ker
Probe: BBHA 9120D_1-18GHz	Polarity: Horizontal
EUT: ACCESS POINT	Power: By PoE
Test Mode: Transmit by 802.11ax-HE80 at Channel 5210MHz	



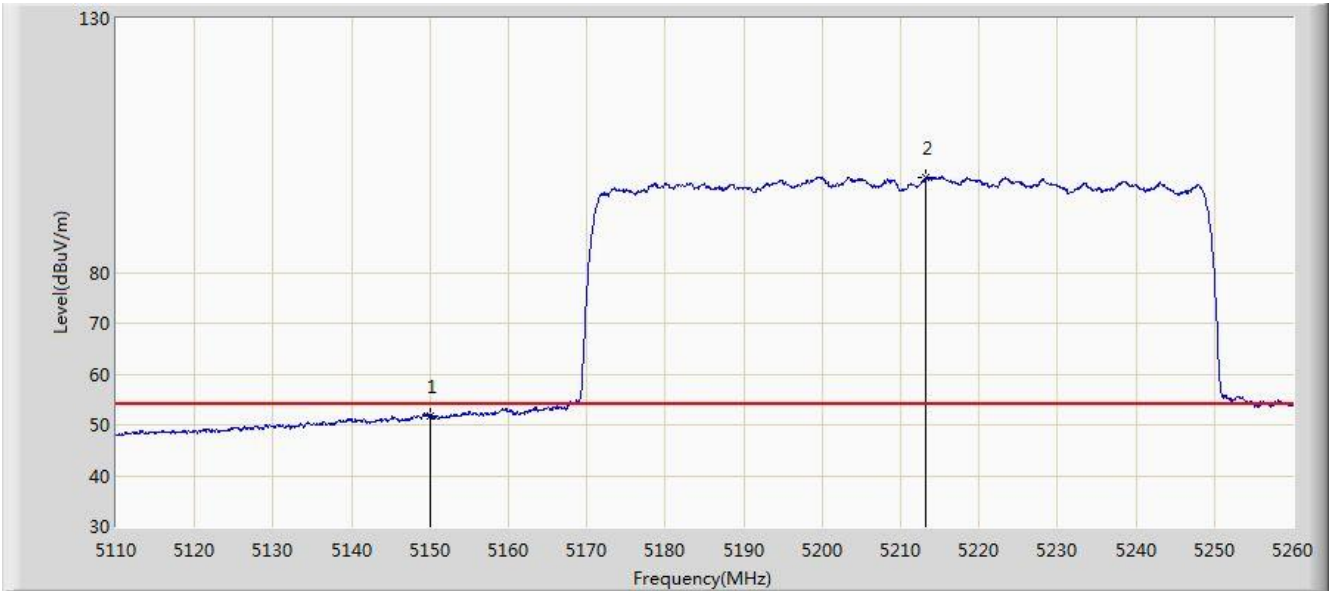
No	Flag	Mark	Frequency (MHz)	Measure Level (dBuV/m)	Reading Level (dBuV)	Margin (dB)	Limit (dBuV/m)	Factor	Type
1			5145.700	64.191	60.548	-9.809	74.000	3.644	PK
2			5150.000	63.001	59.355	-10.999	74.000	3.646	PK
3		*	5200.000	110.669	106.991	N/A	N/A	3.678	PK

Note: Measure Level (dBμV/m) = Reading Level (dBμV) + Factor (dB)

Factor (dB) = Cable Loss (dB) + Antenna Factor (dB/m)



Site: AC1	Time: 2020/01/03 - 07:45
Limit: FCC_Part15.209_RE(3m)	Engineer: Kevin Ker
Probe: BBHA 9120D_1-18GHz	Polarity: Horizontal
EUT: ACCESS POINT	Power: By PoE
Test Mode: Transmit by 802.11ax-HE80 at Channel 5210MHz	



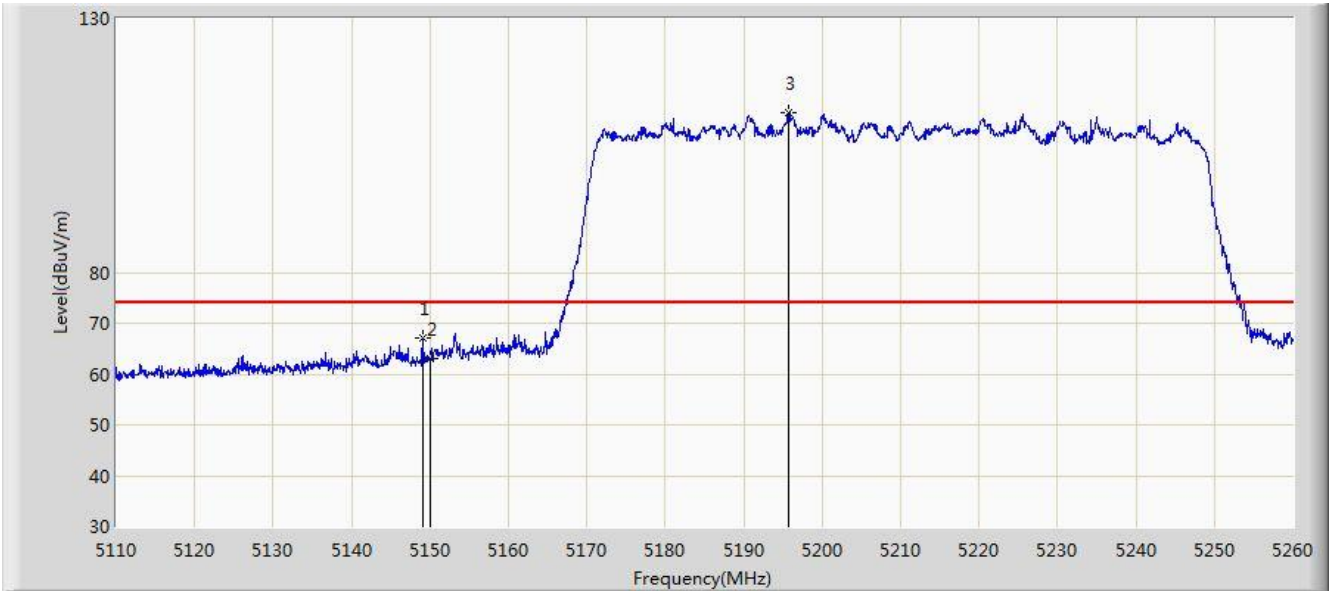
No	Flag	Mark	Frequency (MHz)	Measure Level (dBuV/m)	Reading Level (dBuV)	Margin (dB)	Limit (dBuV/m)	Factor	Type
1			5150.000	51.875	48.229	-2.125	54.000	3.646	AV
2		*	5213.275	98.803	95.116	N/A	N/A	3.686	AV

Note: Measure Level (dBμV/m) = Reading Level (dBμV) + Factor (dB)

Factor (dB) = Cable Loss (dB) + Antenna Factor (dB/m)



Site: AC1	Time: 2020/01/03 - 07:45
Limit: FCC_Part15.209_RE(3m)	Engineer: Kevin Ker
Probe: BBHA 9120D_1-18GHz	Polarity: Vertical
EUT: ACCESS POINT	Power: By PoE
Test Mode: Transmit by 802.11ax-HE80 at Channel 5210MHz	



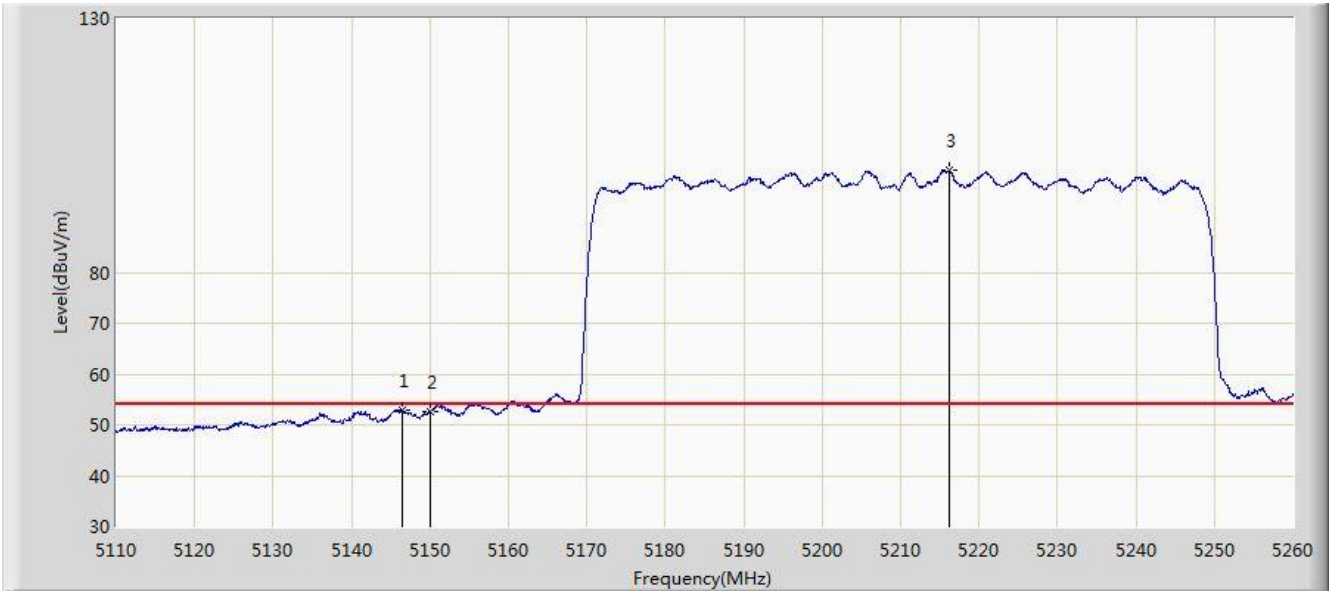
No	Flag	Mark	Frequency (MHz)	Measure Level (dBuV/m)	Reading Level (dBuV)	Margin (dB)	Limit (dBuV/m)	Factor	Type
1			5149.075	67.132	63.486	-6.868	74.000	3.646	PK
2			5150.000	63.035	59.389	-10.965	74.000	3.646	PK
3		*	5195.650	111.567	107.892	N/A	N/A	3.676	PK

Note: Measure Level (dBμV/m) = Reading Level (dBμV) + Factor (dB)

Factor (dB) = Cable Loss (dB) + Antenna Factor (dB/m)



Site: AC1	Time: 2020/01/03 - 07:44
Limit: FCC_Part15.209_RE(3m)	Engineer: Kevin Ker
Probe: BBHA 9120D_1-18GHz	Polarity: Vertical
EUT: ACCESS POINT	Power: By PoE
Test Mode: Transmit by 802.11ax-HE80 at Channel 5210MHz	



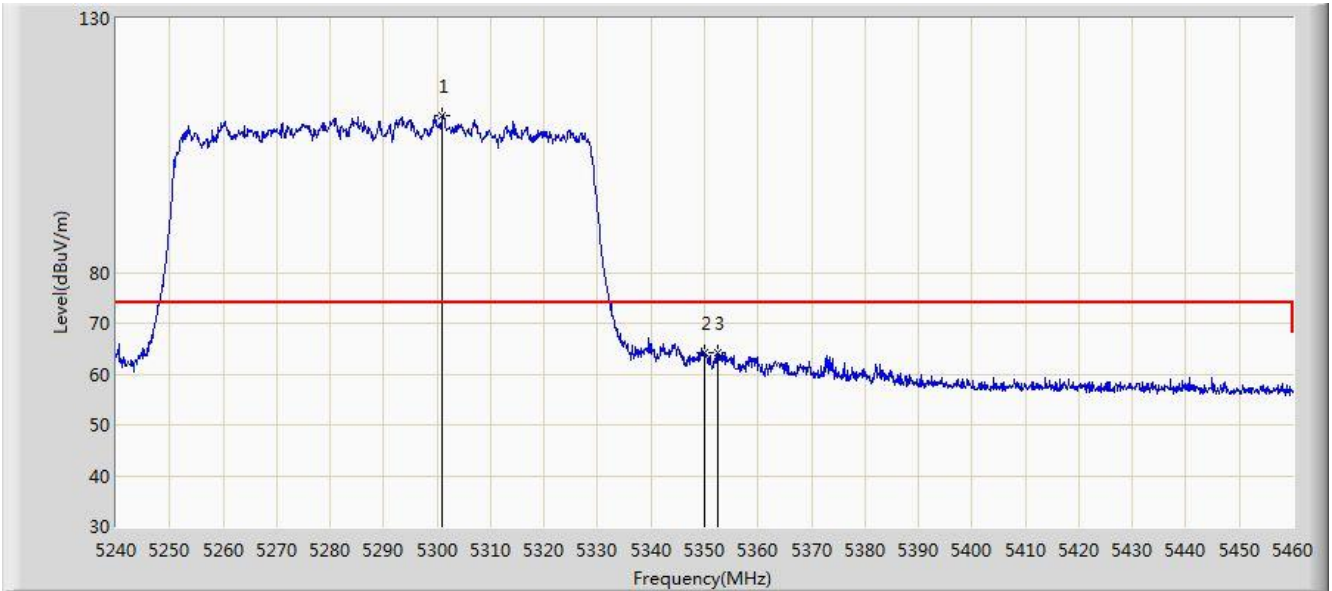
No	Flag	Mark	Frequency (MHz)	Measure Level (dBuV/m)	Reading Level (dBuV)	Margin (dB)	Limit (dBuV/m)	Factor	Type
1			5146.525	52.842	49.198	-1.158	54.000	3.644	AV
2			5150.000	52.605	48.959	-1.395	54.000	3.646	AV
3		*	5216.200	100.063	96.374	N/A	N/A	3.689	AV

Note: Measure Level (dBμV/m) = Reading Level (dBμV) + Factor (dB)

Factor (dB) = Cable Loss (dB) + Antenna Factor (dB/m)



Site: AC1	Time: 2020/01/12 - 15:21
Limit: FCC_Part15.209_RE(3m)	Engineer: Kevin Ker
Probe: BBHA 9120D_1-18GHz	Polarity: Horizontal
EUT: ACCESS POINT	Power: By PoE
Test Mode: Transmit by 802.11ax-HE80 at Channel 5290MHz	

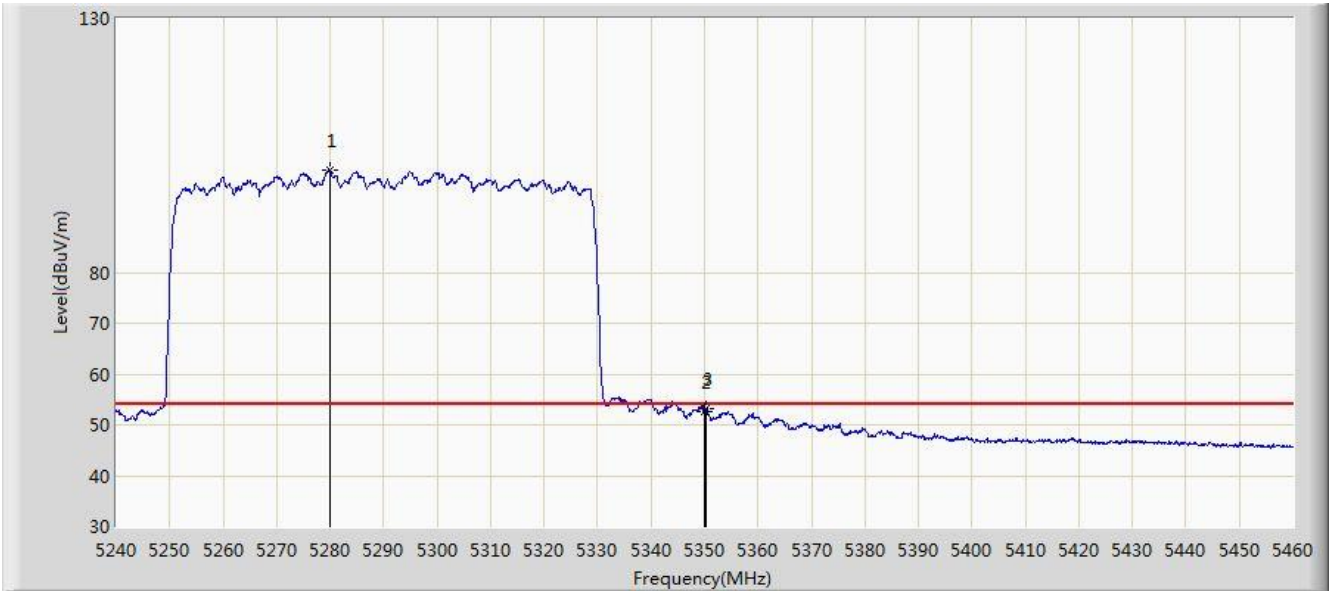


No	Flag	Mark	Frequency (MHz)	Measure Level (dBuV/m)	Reading Level (dBuV)	Margin (dB)	Limit (dBuV/m)	Factor	Type
1		*	5300.940	110.905	107.163	N/A	N/A	3.742	PK
2			5350.000	64.098	60.324	-9.902	74.000	3.774	PK
3			5352.420	64.123	60.348	-9.877	74.000	3.775	PK

Note: Measure Level (dBμV/m) = Reading Level (dBμV) + Factor (dB)

Factor (dB) = Cable Loss (dB) + Antenna Factor (dB/m)

Site: AC1	Time: 2020/01/12 - 15:20
Limit: FCC_Part15.209_RE(3m)	Engineer: Kevin Ker
Probe: BBHA 9120D_1-18GHz	Polarity: Horizontal
EUT: ACCESS POINT	Power: By PoE
Test Mode: Transmit by 802.11ax-HE80 at Channel 5290MHz	

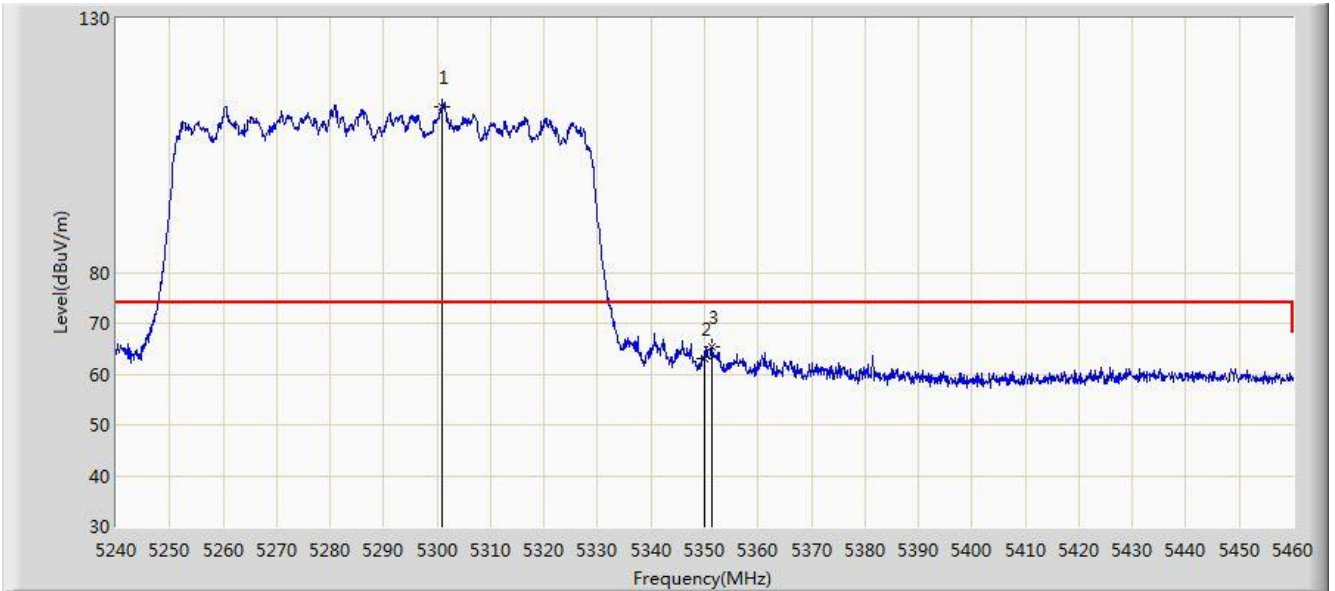


No	Flag	Mark	Frequency (MHz)	Measure Level (dBuV/m)	Reading Level (dBuV)	Margin (dB)	Limit (dBuV/m)	Factor	Type
1		*	5279.930	100.051	96.322	N/A	N/A	3.729	AV
2			5350.000	52.671	48.897	-1.329	54.000	3.774	AV
3			5350.220	53.225	49.451	-0.775	54.000	3.774	AV

Note: Measure Level (dBμV/m) = Reading Level (dBμV) + Factor (dB)

Factor (dB) = Cable Loss (dB) + Antenna Factor (dB/m)

Site: AC1	Time: 2020/01/12 - 15:23
Limit: FCC_Part15.209_RE(3m)	Engineer: Kevin Ker
Probe: BBHA 9120D_1-18GHz	Polarity: Vertical
EUT: ACCESS POINT	Power: By PoE
Test Mode: Transmit by 802.11ax-HE80 at Channel 5290MHz	



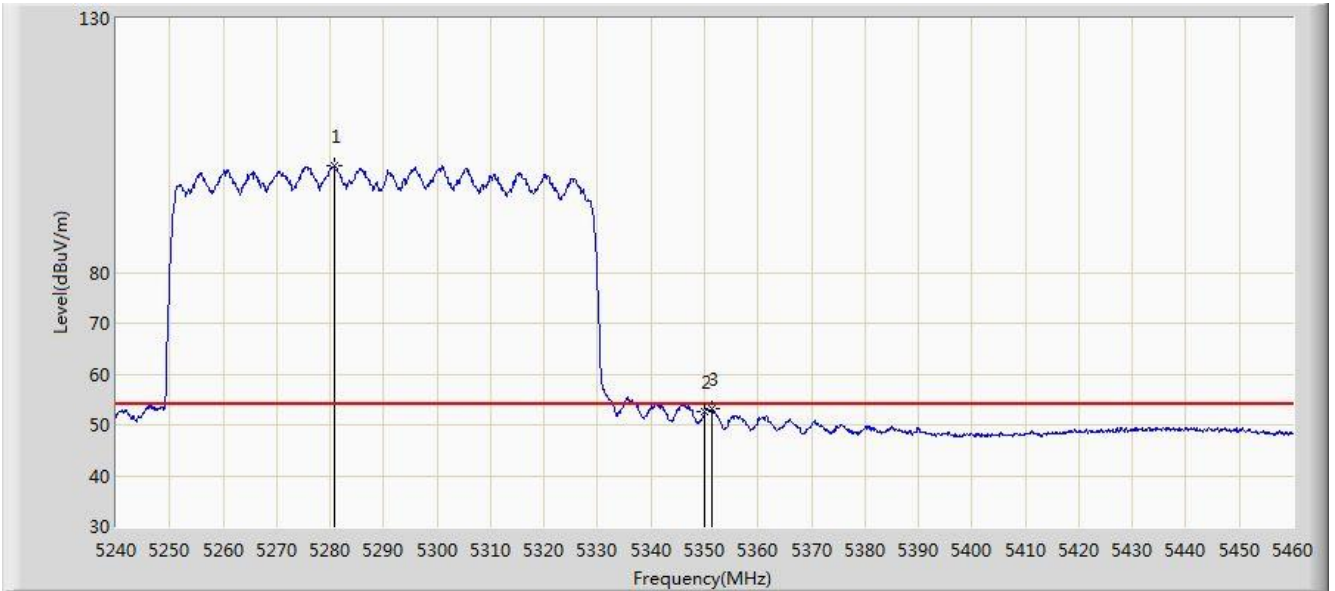
No	Flag	Mark	Frequency (MHz)	Measure Level (dBuV/m)	Reading Level (dBuV)	Margin (dB)	Limit (dBuV/m)	Factor	Type
1		*	5300.830	112.654	108.912	N/A	N/A	3.742	PK
2			5350.000	62.934	59.160	-11.066	74.000	3.774	PK
3			5351.320	65.440	61.665	-8.560	74.000	3.775	PK

Note: Measure Level (dBμV/m) = Reading Level (dBμV) + Factor (dB)

Factor (dB) = Cable Loss (dB) + Antenna Factor (dB/m)



Site: AC1	Time: 2020/01/12 - 15:24
Limit: FCC_Part15.209_RE(3m)	Engineer: Kevin Ker
Probe: BBHA 9120D_1-18GHz	Polarity: Vertical
EUT: ACCESS POINT	Power: By PoE
Test Mode: Transmit by 802.11ax-HE80 at Channel 5290MHz	



No	Flag	Mark	Frequency (MHz)	Measure Level (dBuV/m)	Reading Level (dBuV)	Margin (dB)	Limit (dBuV/m)	Factor	Type
1		*	5280.700	101.103	97.374	N/A	N/A	3.730	AV
2			5350.000	52.517	48.743	-1.483	54.000	3.774	AV
3			5351.320	53.173	49.398	-0.827	54.000	3.775	AV

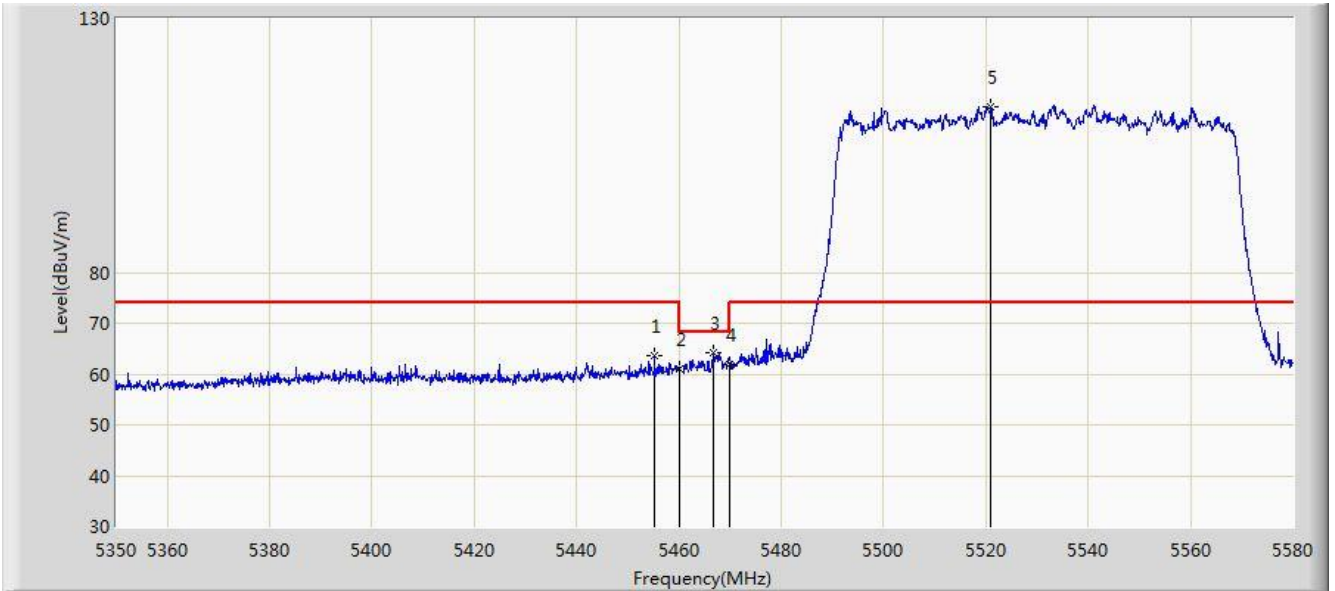
Note: Measure Level (dBμV/m) = Reading Level (dBμV) + Factor (dB)

Factor (dB) = Cable Loss (dB) + Antenna Factor (dB/m)





Site: AC1	Time: 2020/01/12 - 15:27
Limit: FCC_Part15.209_RE(3m)	Engineer: Kevin Ker
Probe: BBHA 9120D_1-18GHz	Polarity: Horizontal
EUT: ACCESS POINT	Power: By PoE
Test Mode: Transmit by 802.11ax-HE80 at Channel 5530MHz	

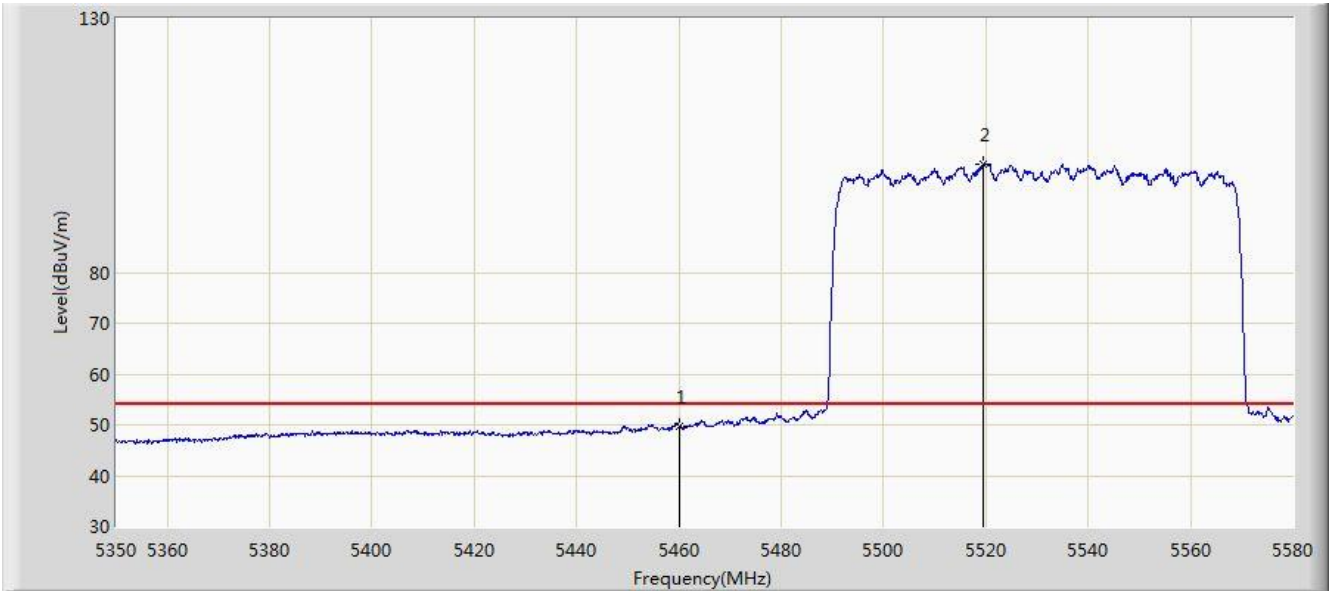


No	Flag	Mark	Frequency (MHz)	Measure Level (dBuV/m)	Reading Level (dBuV)	Margin (dB)	Limit (dBuV/m)	Factor	Type
1			5455.225	63.531	59.690	-10.469	74.000	3.841	PK
2			5460.000	61.155	57.311	-12.845	74.000	3.844	PK
3			5466.610	64.068	60.220	-4.132	68.200	3.849	PK
4			5470.000	61.841	57.990	-6.359	68.200	3.850	PK
5		*	5520.890	112.721	108.771	N/A	N/A	3.951	PK

Note: Measure Level (dBμV/m) = Reading Level (dBμV) + Factor (dB)

Factor (dB) = Cable Loss (dB) + Antenna Factor (dB/m)

Site: AC1	Time: 2020/01/12 - 15:28
Limit: FCC_Part15.209_RE(3m)	Engineer: Kevin Ker
Probe: BBHA 9120D_1-18GHz	Polarity: Horizontal
EUT: ACCESS POINT	Power: By PoE
Test Mode: Transmit by 802.11ax-HE80 at Channel 5530MHz	



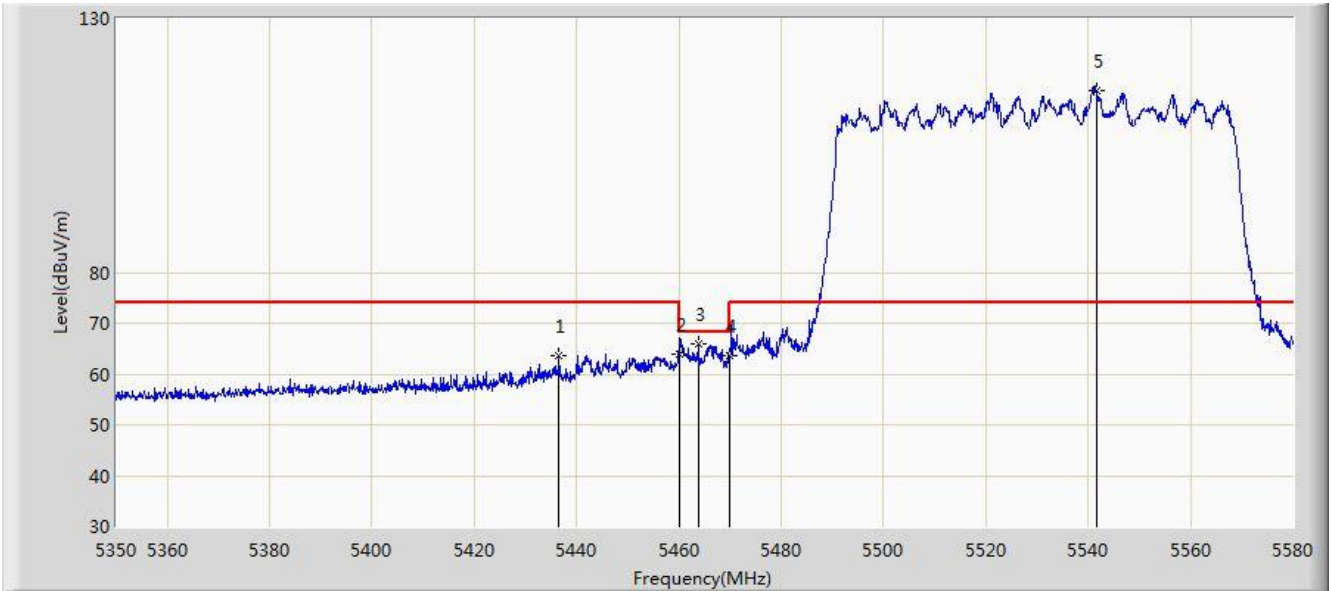
No	Flag	Mark	Frequency (MHz)	Measure Level (dBuV/m)	Reading Level (dBuV)	Margin (dB)	Limit (dBuV/m)	Factor	Type
1			5460.000	49.823	45.979	-4.177	54.000	3.844	AV
2		*	5519.510	101.359	97.414	N/A	N/A	3.945	AV

Note: Measure Level (dB $\mu$ V/m) = Reading Level (dB $\mu$ V) + Factor (dB)

Factor (dB) = Cable Loss (dB) + Antenna Factor (dB/m)



Site: AC1	Time: 2020/01/12 - 15:30
Limit: FCC_Part15.209_RE(3m)	Engineer: Kevin Ker
Probe: BBHA 9120D_1-18GHz	Polarity: Vertical
EUT: ACCESS POINT	Power: By PoE
Test Mode: Transmit by 802.11ax-HE80 at Channel 5530MHz	



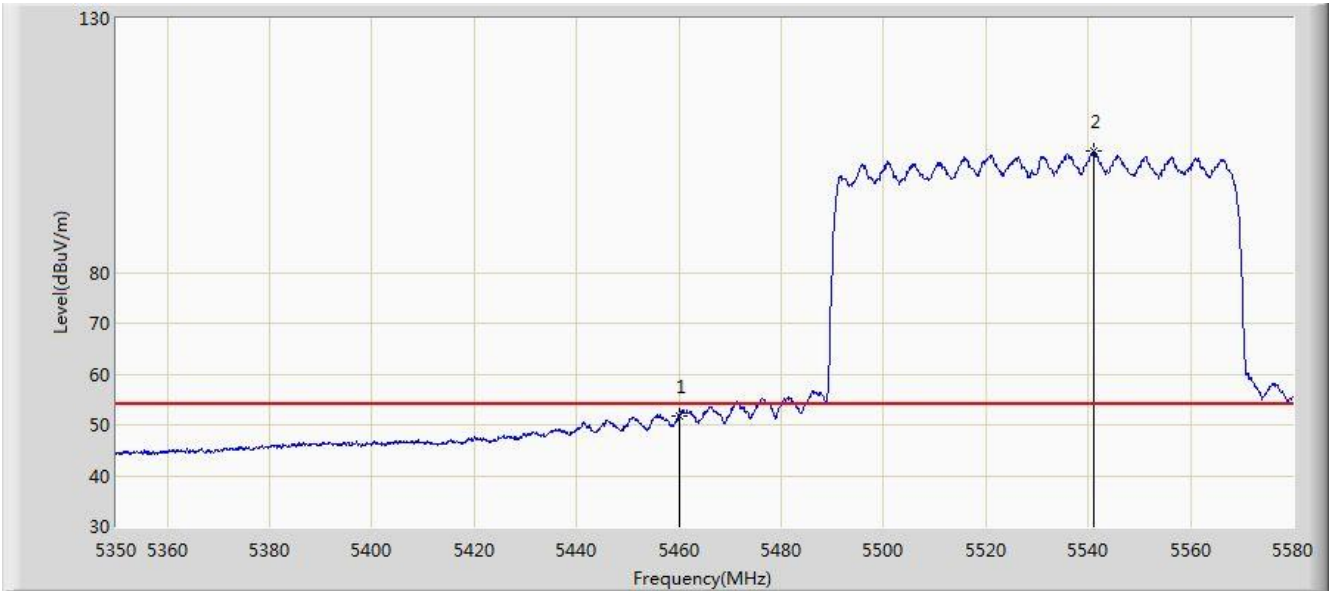
No	Flag	Mark	Frequency (MHz)	Measure Level (dBuV/m)	Reading Level (dBuV)	Margin (dB)	Limit (dBuV/m)	Factor	Type
1			5436.595	63.617	59.788	-10.383	74.000	3.828	PK
2			5460.000	63.968	60.124	-10.032	74.000	3.844	PK
3			5463.735	65.938	62.092	-2.262	68.200	3.846	PK
4			5470.000	63.745	59.894	-4.455	68.200	3.850	PK
5		*	5541.590	115.870	111.840	N/A	N/A	4.030	PK

Note: Measure Level (dBμV/m) = Reading Level (dBμV) + Factor (dB)

Factor (dB) = Cable Loss (dB) + Antenna Factor (dB/m)



Site: AC1	Time: 2020/01/12 - 15:33
Limit: FCC_Part15.209_RE(3m)	Engineer: Kevin Ker
Probe: BBHA 9120D_1-18GHz	Polarity: Vertical
EUT: ACCESS POINT	Power: By PoE
Test Mode: Transmit by 802.11ax-HE80 at Channel 5530MHz	



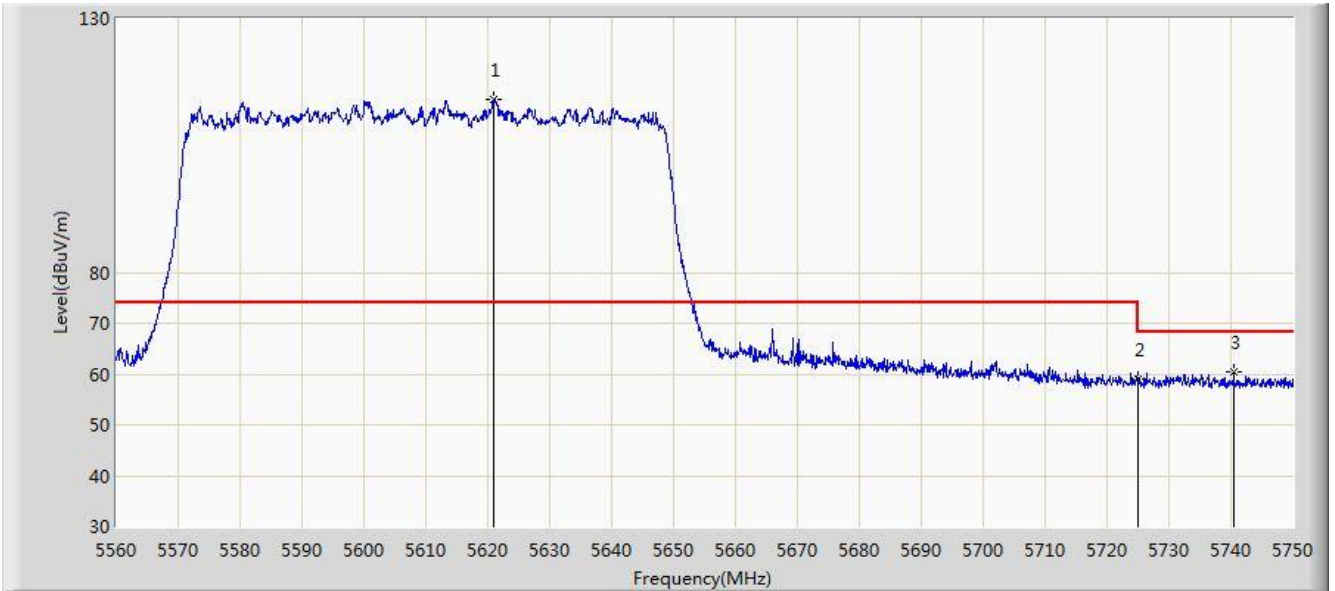
No	Flag	Mark	Frequency (MHz)	Measure Level (dBuV/m)	Reading Level (dBuV)	Margin (dB)	Limit (dBuV/m)	Factor	Type
1			5460.000	51.850	48.006	-2.150	54.000	3.844	AV
2		*	5541.015	103.947	99.919	N/A	N/A	4.028	AV

Note: Measure Level (dBμV/m) = Reading Level (dBμV) + Factor (dB)

Factor (dB) = Cable Loss (dB) + Antenna Factor (dB/m)



Site: AC1	Time: 2020/01/12 - 15:34
Limit: FCC_Part15.209_RE(3m)	Engineer: Kevin Ker
Probe: BBHA 9120D_1-18GHz	Polarity: Horizontal
EUT: ACCESS POINT	Power: By PoE
Test Mode: Transmit by 802.11ax-HE80 at Channel 5610MHz	



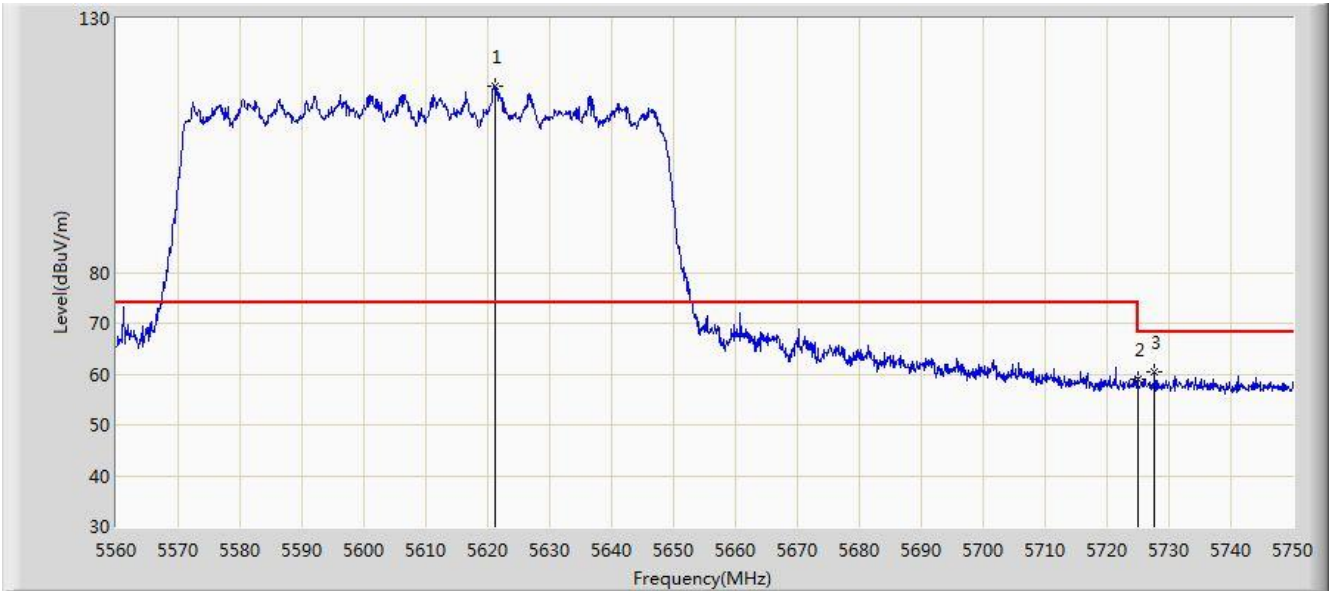
No	Flag	Mark	Frequency (MHz)	Measure Level (dBuV/m)	Reading Level (dBuV)	Margin (dB)	Limit (dBuV/m)	Factor	Type
1		*	5620.990	114.162	109.828	N/A	N/A	4.334	PK
2			5725.000	59.052	54.318	-9.148	68.200	4.734	PK
3			5740.500	60.479	55.686	-7.721	68.200	4.794	PK

Note: Measure Level (dBμV/m) = Reading Level (dBμV) + Factor (dB)

Factor (dB) = Cable Loss (dB) + Antenna Factor (dB/m)



Site: AC1	Time: 2020/01/12 - 15:40
Limit: FCC_Part15.209_RE(3m)	Engineer: Kevin Ker
Probe: BBHA 9120D_1-18GHz	Polarity: Vertical
EUT: ACCESS POINT	Power: By PoE
Test Mode: Transmit by 802.11ax-HE80 at Channel 5610MHz	



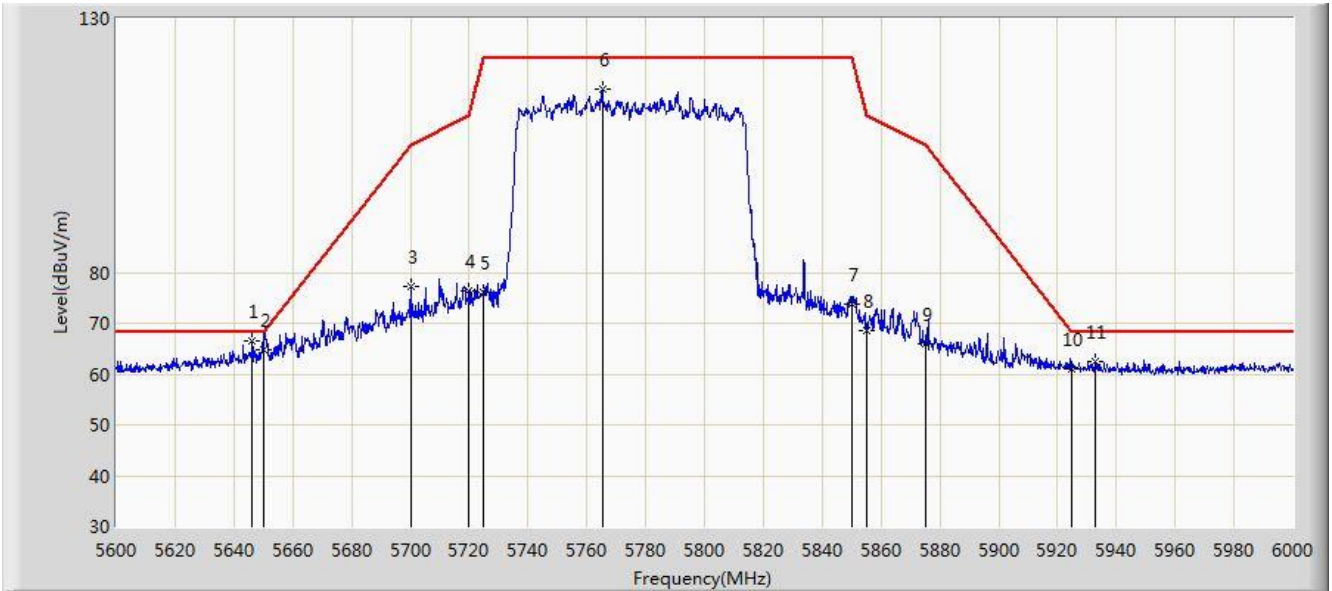
No	Flag	Mark	Frequency (MHz)	Measure Level (dBuV/m)	Reading Level (dBuV)	Margin (dB)	Limit (dBuV/m)	Factor	Type
1		*	5621.085	116.683	112.348	N/A	N/A	4.335	PK
2			5725.000	58.976	54.242	-9.224	68.200	4.734	PK
3			5727.675	60.379	55.635	-7.821	68.200	4.744	PK

Note: Measure Level (dBμV/m) = Reading Level (dBμV) + Factor (dB)

Factor (dB) = Cable Loss (dB) + Antenna Factor (dB/m)



Site: AC1	Time: 2020/01/03 - 07:56
Limit: FCC_Part15.407_RE(3m)	Engineer: Kevin Ker
Probe: BBHA 9120D_1-18GHz	Polarity: Horizontal
EUT: ACCESS POINT	Power: By PoE
Test Mode: Transmit by 802.11ax-HE80 at Channel 5775MHz	



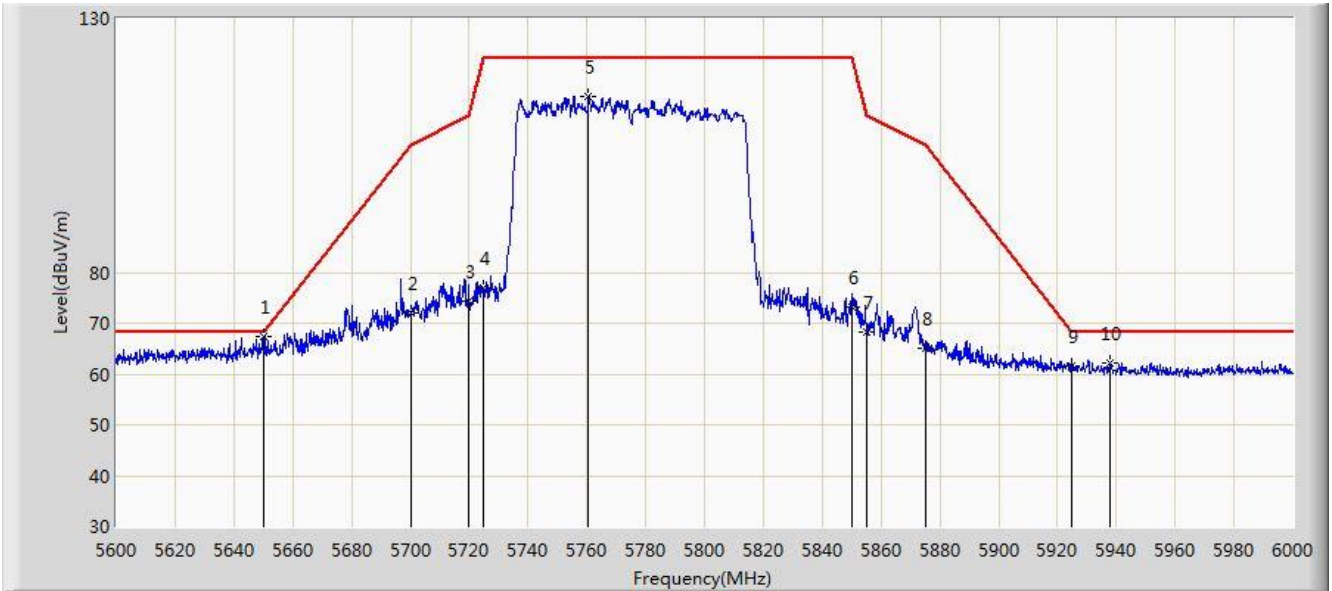
No	Flag	Mark	Frequency (MHz)	Measure Level (dBuV/m)	Reading Level (dBuV)	Margin (dB)	Limit (dBuV/m)	Factor	Type
1		*	5646.200	66.465	62.033	-1.735	68.200	4.431	PK
2			5650.000	64.639	60.193	-3.561	68.200	4.446	PK
3			5700.000	77.136	72.498	-28.064	105.200	4.638	PK
4			5720.000	76.471	71.756	-34.329	110.800	4.715	PK
5			5725.000	76.020	71.286	-46.180	122.200	4.734	PK
6			5765.200	116.008	111.120	N/A	N/A	4.888	PK
7			5850.000	73.833	68.619	-48.367	122.200	5.214	PK
8			5855.000	68.638	63.405	-42.162	110.800	5.233	PK
9			5875.000	65.894	60.584	-39.306	105.200	5.310	PK
10			5925.000	60.967	55.465	-7.233	68.200	5.502	PK
11			5933.000	62.455	56.922	-5.745	68.200	5.533	PK

Note: Measure Level (dBμV/m) = Reading Level (dBμV) + Factor (dB)

Factor (dB) = Cable Loss (dB) + Antenna Factor (dB/m)



Site: AC1	Time: 2020/01/03 - 07:50
Limit: FCC_Part15.407_RE(3m)	Engineer: Kevin Ker
Probe: BBHA 9120D_1-18GHz	Polarity: Vertical
EUT: ACCESS POINT	Power: By PoE
Test Mode: Transmit by 802.11ax-HE80 at Channel 5775MHz	



No	Flag	Mark	Frequency (MHz)	Measure Level (dBuV/m)	Reading Level (dBuV)	Margin (dB)	Limit (dBuV/m)	Factor	Type
1		*	5650.000	67.528	63.082	-0.672	68.200	4.446	PK
2			5700.000	71.977	67.339	-33.223	105.200	4.638	PK
3			5720.000	74.215	69.500	-36.585	110.800	4.715	PK
4			5725.000	76.998	72.264	-45.202	122.200	4.734	PK
5			5760.600	114.595	109.725	N/A	N/A	4.871	PK
6			5850.000	73.044	67.830	-49.156	122.200	5.214	PK
7			5855.000	68.296	63.063	-42.504	110.800	5.233	PK
8			5875.000	65.216	59.906	-39.984	105.200	5.310	PK
9			5925.000	61.547	56.045	-6.653	68.200	5.502	PK
10			5938.000	62.258	56.706	-5.942	68.200	5.552	PK

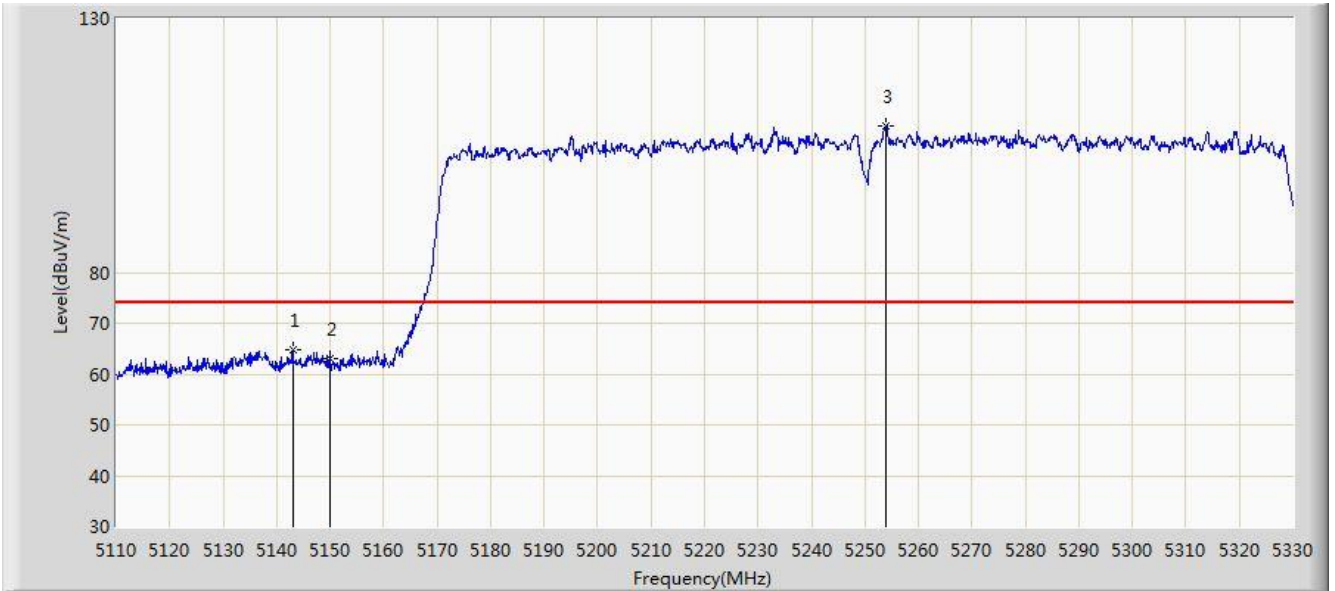
Note: Measure Level (dBuV/m) = Reading Level (dBuV) + Factor (dB)

Factor (dB) = Cable Loss (dB) + Antenna Factor (dB/m)





Site: AC1	Time: 2020/01/03 - 08:02
Limit: FCC_Part15.209_RE(3m)	Engineer: Kevin Ker
Probe: BBHA 9120D_1-18GHz	Polarity: Horizontal
EUT: ACCESS POINT	Power: By PoE
Test Mode: Transmit by 802.11ax-HE160 at Channel 5250MHz	



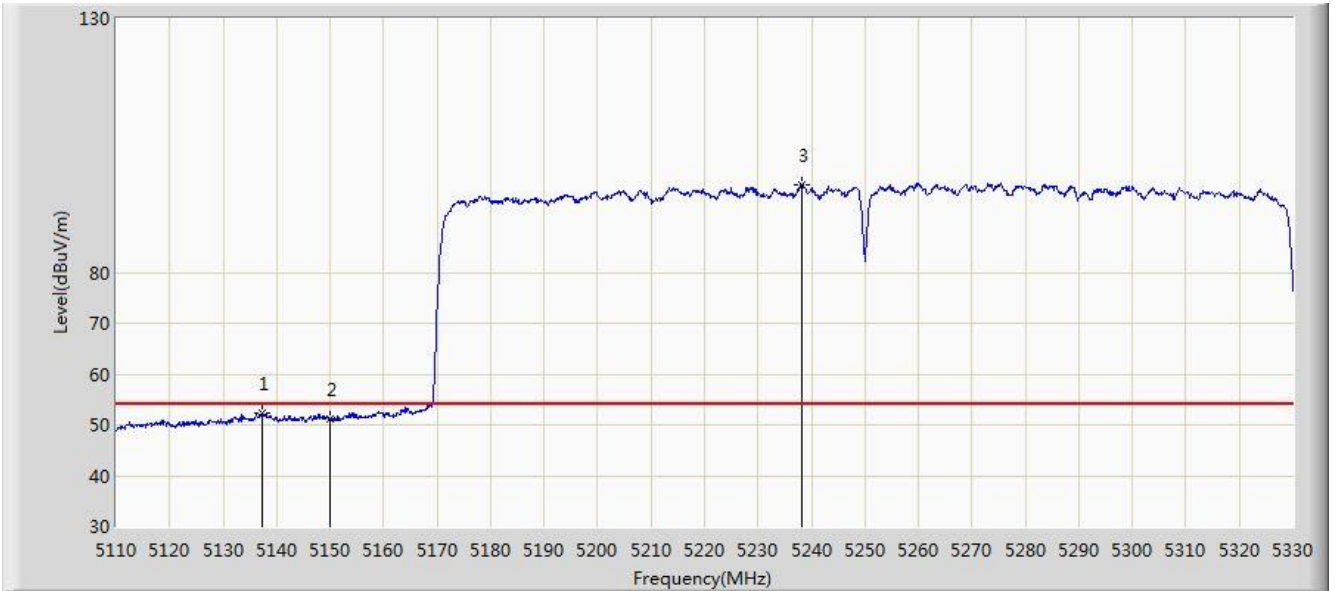
No	Flag	Mark	Frequency (MHz)	Measure Level (dBuV/m)	Reading Level (dBuV)	Margin (dB)	Limit (dBuV/m)	Factor	Type
1			5143.000	64.871	61.229	-9.129	74.000	3.642	PK
2			5150.000	63.139	59.493	-10.861	74.000	3.646	PK
3		*	5253.880	108.780	105.068	N/A	N/A	3.712	PK

Note: Measure Level (dBμV/m) = Reading Level (dBμV) + Factor (dB)

Factor (dB) = Cable Loss (dB) + Antenna Factor (dB/m)



Site: AC1	Time: 2020/01/03 - 08:03
Limit: FCC_Part15.209_RE(3m)	Engineer: Kevin Ker
Probe: BBHA 9120D_1-18GHz	Polarity: Horizontal
EUT: ACCESS POINT	Power: By PoE
Test Mode: Transmit by 802.11ax-HE160 at Channel 5250MHz	



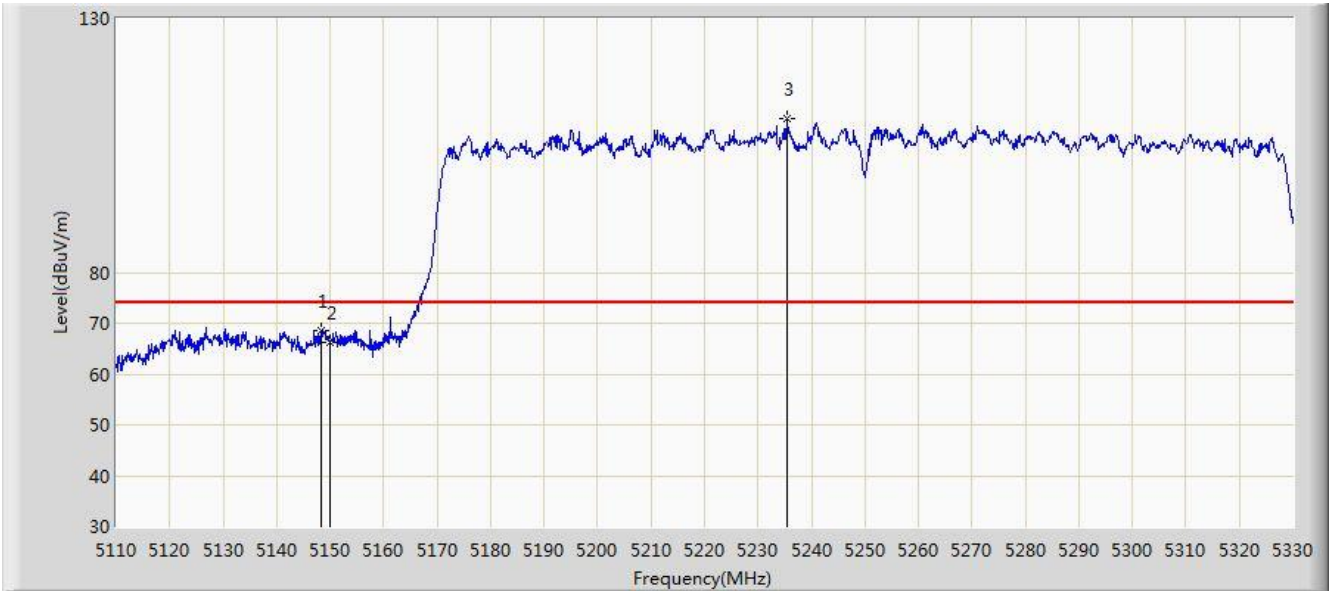
No	Flag	Mark	Frequency (MHz)	Measure Level (dBuV/m)	Reading Level (dBuV)	Margin (dB)	Limit (dBuV/m)	Factor	Type
1			5137.170	52.280	48.642	-1.720	54.000	3.638	AV
2			5150.000	51.141	47.495	-2.859	54.000	3.646	AV
3		*	5238.260	97.332	93.629	N/A	N/A	3.703	AV

Note: Measure Level (dBμV/m) = Reading Level (dBμV) + Factor (dB)

Factor (dB) = Cable Loss (dB) + Antenna Factor (dB/m)



Site: AC1	Time: 2020/01/03 - 08:02
Limit: FCC_Part15.209_RE(3m)	Engineer: Kevin Ker
Probe: BBHA 9120D_1-18GHz	Polarity: Vertical
EUT: ACCESS POINT	Power: By PoE
Test Mode: Transmit by 802.11ax-HE160 at Channel 5250MHz	



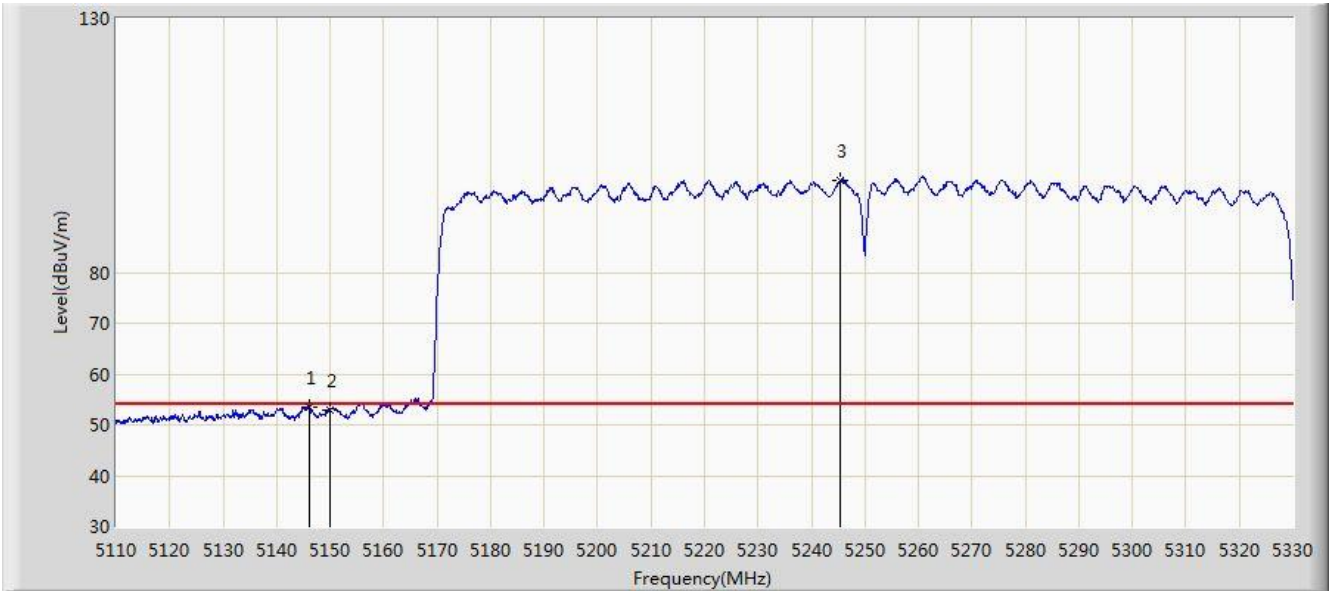
No	Flag	Mark	Frequency (MHz)	Measure Level (dBuV/m)	Reading Level (dBuV)	Margin (dB)	Limit (dBuV/m)	Factor	Type
1			5148.390	68.558	64.913	-5.442	74.000	3.645	PK
2			5150.000	66.365	62.719	-7.635	74.000	3.646	PK
3		*	5235.510	110.217	106.516	N/A	N/A	3.701	PK

Note: Measure Level (dBμV/m) = Reading Level (dBμV) + Factor (dB)

Factor (dB) = Cable Loss (dB) + Antenna Factor (dB/m)



Site: AC1	Time: 2020/01/03 - 08:02
Limit: FCC_Part15.209_RE(3m)	Engineer: Kevin Ker
Probe: BBHA 9120D_1-18GHz	Polarity: Vertical
EUT: ACCESS POINT	Power: By PoE
Test Mode: Transmit by 802.11ax-HE160 at Channel 5250MHz	



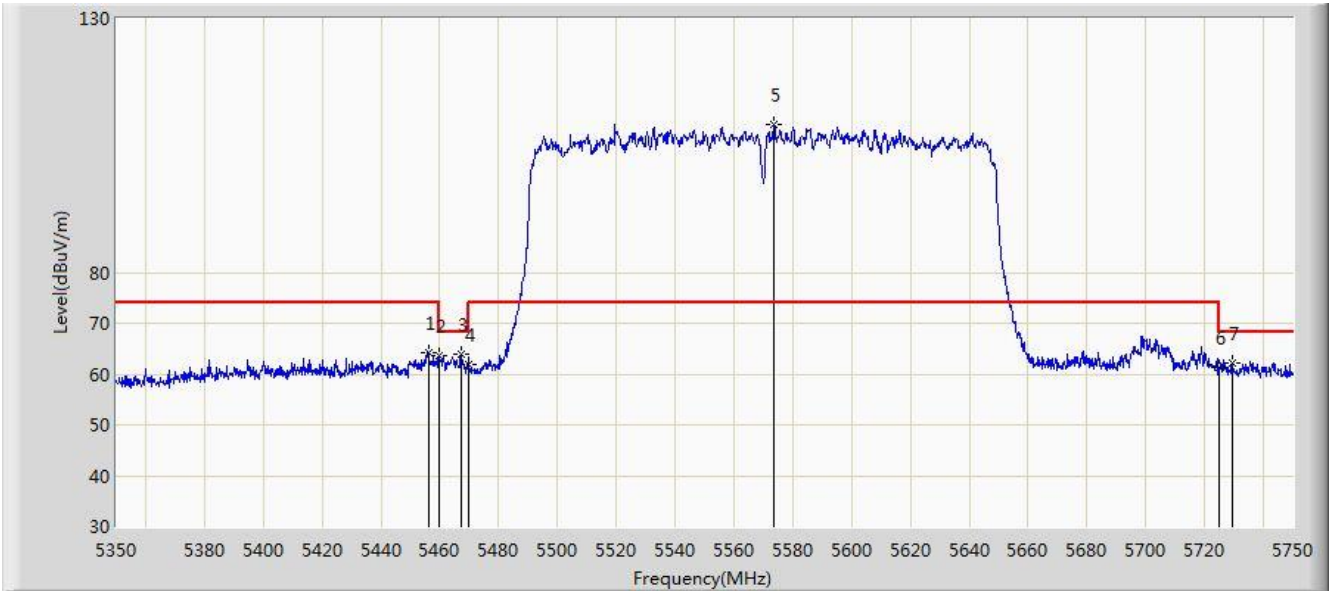
No	Flag	Mark	Frequency (MHz)	Measure Level (dBuV/m)	Reading Level (dBuV)	Margin (dB)	Limit (dBuV/m)	Factor	Type
1			5146.190	53.603	49.959	-0.397	54.000	3.643	AV
2			5150.000	53.028	49.382	-0.972	54.000	3.646	AV
3		*	5245.410	98.183	94.476	N/A	N/A	3.707	AV

Note: Measure Level (dBμV/m) = Reading Level (dBμV) + Factor (dB)

Factor (dB) = Cable Loss (dB) + Antenna Factor (dB/m)



Site: AC1	Time: 2020/01/12 - 16:02
Limit: FCC_Part15.209_RE(3m)	Engineer: Kevin Ker
Probe: BBHA 9120D_1-18GHz	Polarity: Horizontal
EUT: ACCESS POINT	Power: By PoE
Test Mode: Transmit by 802.11ax-HE160 at Channel 5570MHz	

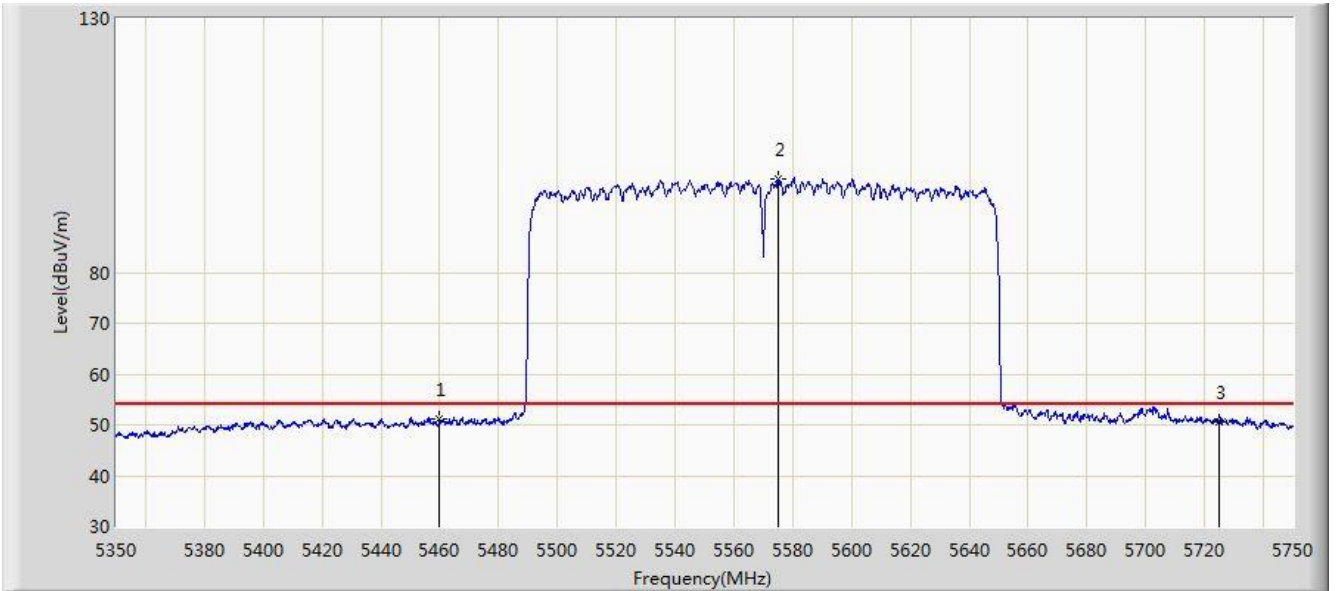


No	Flag	Mark	Frequency (MHz)	Measure Level (dBuV/m)	Reading Level (dBuV)	Margin (dB)	Limit (dBuV/m)	Factor	Type
1			5456.200	64.341	60.500	-9.659	74.000	3.841	PK
2			5460.000	63.492	59.648	-10.508	74.000	3.844	PK
3			5467.200	64.041	60.192	-4.159	68.200	3.849	PK
4			5470.000	61.824	57.973	-6.376	68.200	3.850	PK
5		*	5573.800	109.262	105.109	N/A	N/A	4.153	PK
6			5725.000	61.171	56.437	-7.029	68.200	4.734	PK
7			5729.400	62.100	57.349	-6.100	68.200	4.750	PK

Note: Measure Level (dBμV/m) = Reading Level (dBμV) + Factor (dB)

Factor (dB) = Cable Loss (dB) + Antenna Factor (dB/m)

Site: AC1	Time: 2020/01/12 - 16:03
Limit: FCC_Part15.209_RE(3m)	Engineer: Kevin Ker
Probe: BBHA 9120D_1-18GHz	Polarity: Horizontal
EUT: ACCESS POINT	Power: By PoE
Test Mode: Transmit by 802.11ax-HE160 at Channel 5570MHz	



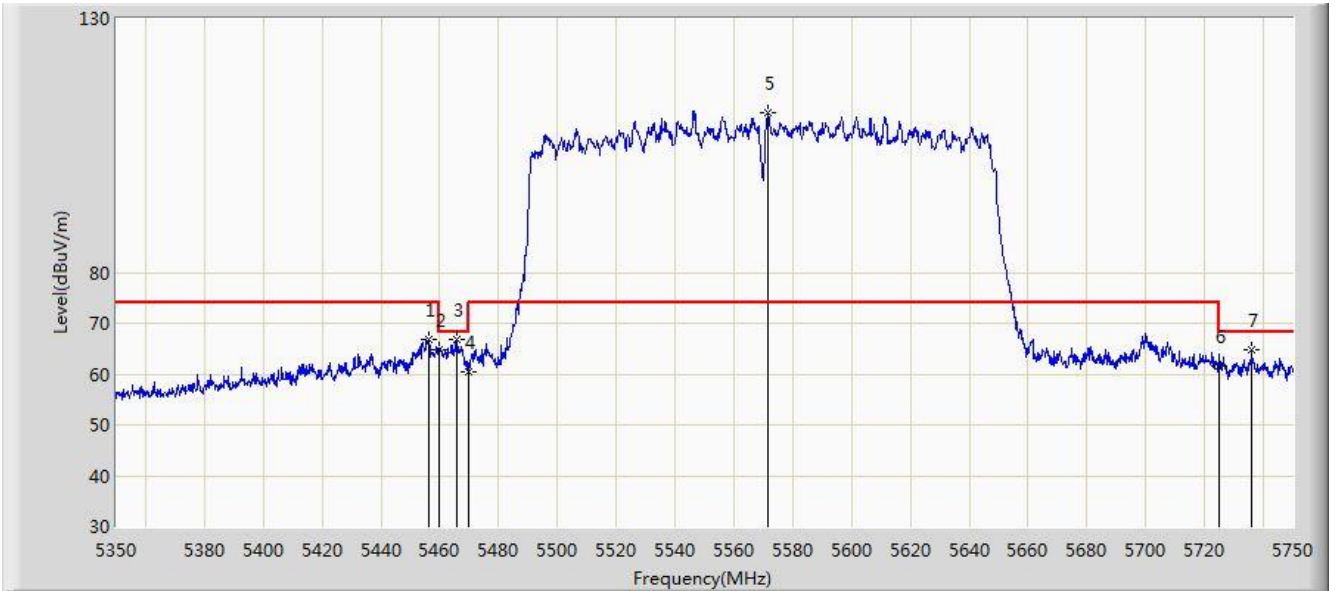
No	Flag	Mark	Frequency (MHz)	Measure Level (dBuV/m)	Reading Level (dBuV)	Margin (dB)	Limit (dBuV/m)	Factor	Type
1			5460.000	51.259	47.415	-2.741	54.000	3.844	AV
2		*	5575.000	98.319	94.161	N/A	N/A	4.158	AV
3			5725.000	50.551	45.817	-3.449	54.000	4.734	AV

Note: Measure Level (dBμV/m) = Reading Level (dBμV) + Factor (dB)

Factor (dB) = Cable Loss (dB) + Antenna Factor (dB/m)



Site: AC1	Time: 2020/01/12 - 16:00
Limit: FCC_Part15.209_RE(3m)	Engineer: Kevin Ker
Probe: BBHA 9120D_1-18GHz	Polarity: Vertical
EUT: ACCESS POINT	Power: By PoE
Test Mode: Transmit by 802.11ax-HE160 at Channel 5570MHz	



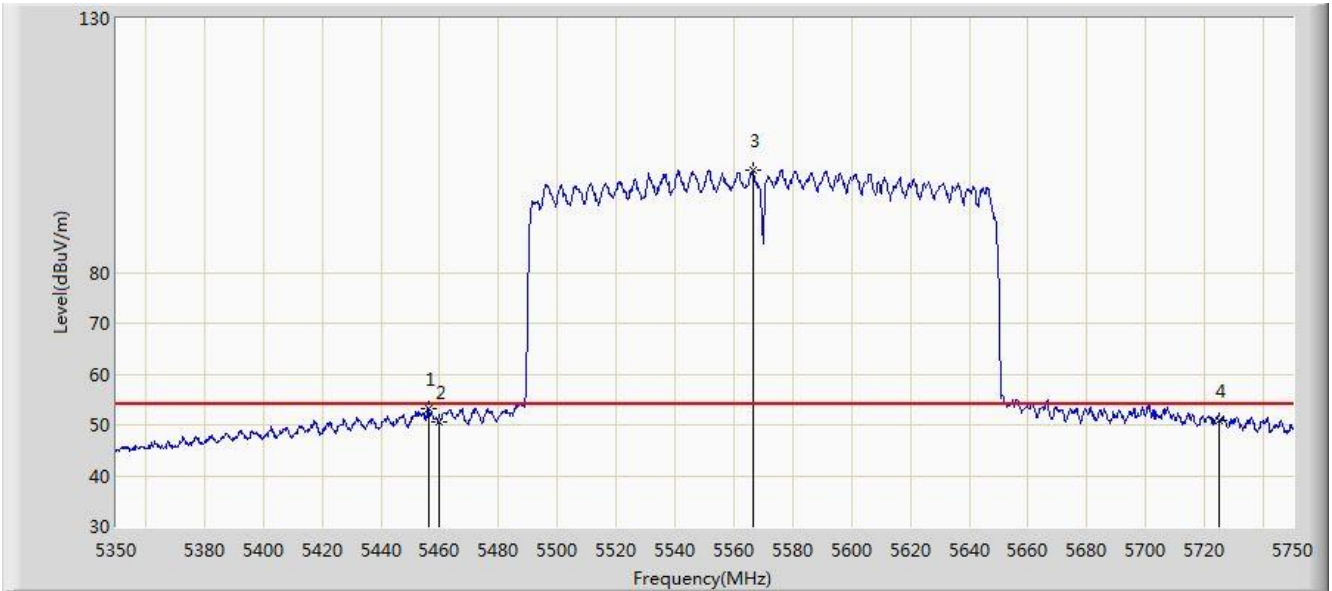
No	Flag	Mark	Frequency (MHz)	Measure Level (dBuV/m)	Reading Level (dBuV)	Margin (dB)	Limit (dBuV/m)	Factor	Type
1			5456.400	66.710	62.868	-7.290	74.000	3.842	PK
2			5460.000	64.892	61.048	-9.108	74.000	3.844	PK
3			5466.000	66.709	62.861	-1.491	68.200	3.848	PK
4			5470.000	60.394	56.543	-7.806	68.200	3.850	PK
5		*	5571.600	111.509	107.364	N/A	N/A	4.145	PK
6			5725.000	61.721	56.987	-6.479	68.200	4.734	PK
7			5736.000	64.921	60.145	-3.279	68.200	4.776	PK

Note: Measure Level (dBμV/m) = Reading Level (dBμV) + Factor (dB)

Factor (dB) = Cable Loss (dB) + Antenna Factor (dB/m)



Site: AC1	Time: 2020/01/12 - 15:58
Limit: FCC_Part15.209_RE(3m)	Engineer: Kevin Ker
Probe: BBHA 9120D_1-18GHz	Polarity: Vertical
EUT: ACCESS POINT	Power: By PoE
Test Mode: Transmit by 802.11ax-HE160 at Channel 5570MHz	



No	Flag	Mark	Frequency (MHz)	Measure Level (dBuV/m)	Reading Level (dBuV)	Margin (dB)	Limit (dBuV/m)	Factor	Type
1			5456.200	53.081	49.240	-0.919	54.000	3.841	AV
2			5460.000	50.528	46.684	-3.472	54.000	3.844	AV
3		*	5566.600	100.138	96.012	N/A	N/A	4.126	AV
4			5725.000	50.794	46.060	-3.206	54.000	4.734	AV

Note: Measure Level (dBμV/m) = Reading Level (dBμV) + Factor (dB)

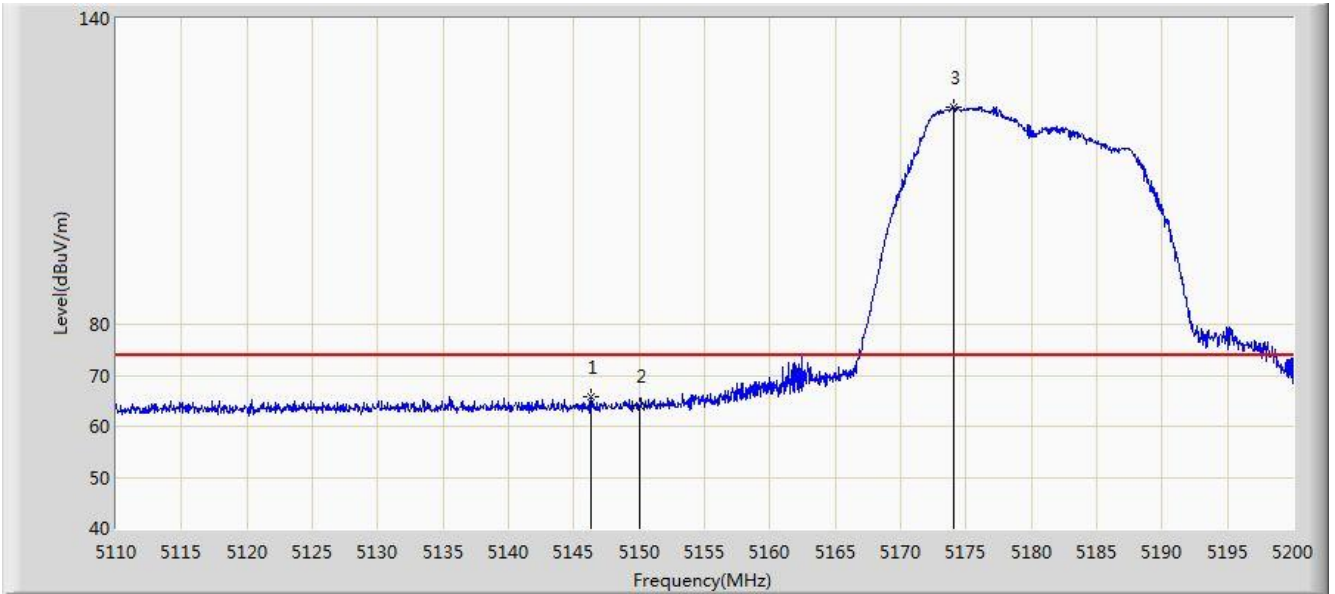
Factor (dB) = Cable Loss (dB) + Antenna Factor (dB/m)





**Antenna Model: MT-484052/NVH**

Site: AC1	Time: 2020/03/16 - 10:45
Limit: FCC_Part15.209_RE(3m)	Engineer: Kevin Ker
Probe: BBHA 9120D_1-18GHz	Polarity: Horizontal
EUT: ACCESS POINT	Power: By PoE
Test Mode: Transmit by 802.11a at Channel 5180MHz	



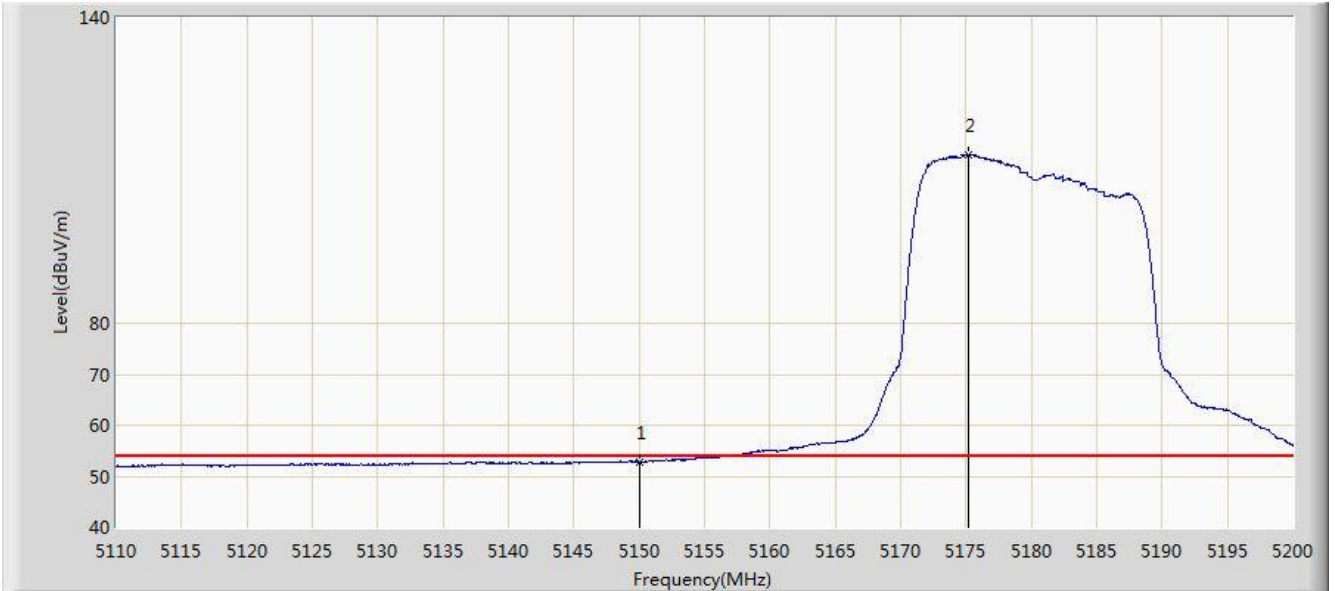
No	Flag	Mark	Frequency (MHz)	Measure Level (dBuV/m)	Reading Level (dBuV)	Margin (dB)	Limit (dBuV/m)	Factor	Type
1			5146.270	65.770	62.126	-8.230	74.000	3.644	PK
2			5150.000	63.985	60.339	-10.015	74.000	3.646	PK
3		*	5174.080	122.560	118.899	N/A	N/A	3.661	PK

Note: Measure Level (dBμV/m) = Reading Level (dBμV) + Factor (dB)

Factor (dB) = Cable Loss (dB) + Antenna Factor (dB/m)



Site: AC1	Time: 2020/03/16 - 10:51
Limit: FCC_Part15.209_RE(3m)	Engineer: Kevin Ker
Probe: BBHA 9120D_1-18GHz	Polarity: Horizontal
EUT: ACCESS POINT	Power: By PoE
Test Mode: Transmit by 802.11a at Channel 5180MHz	



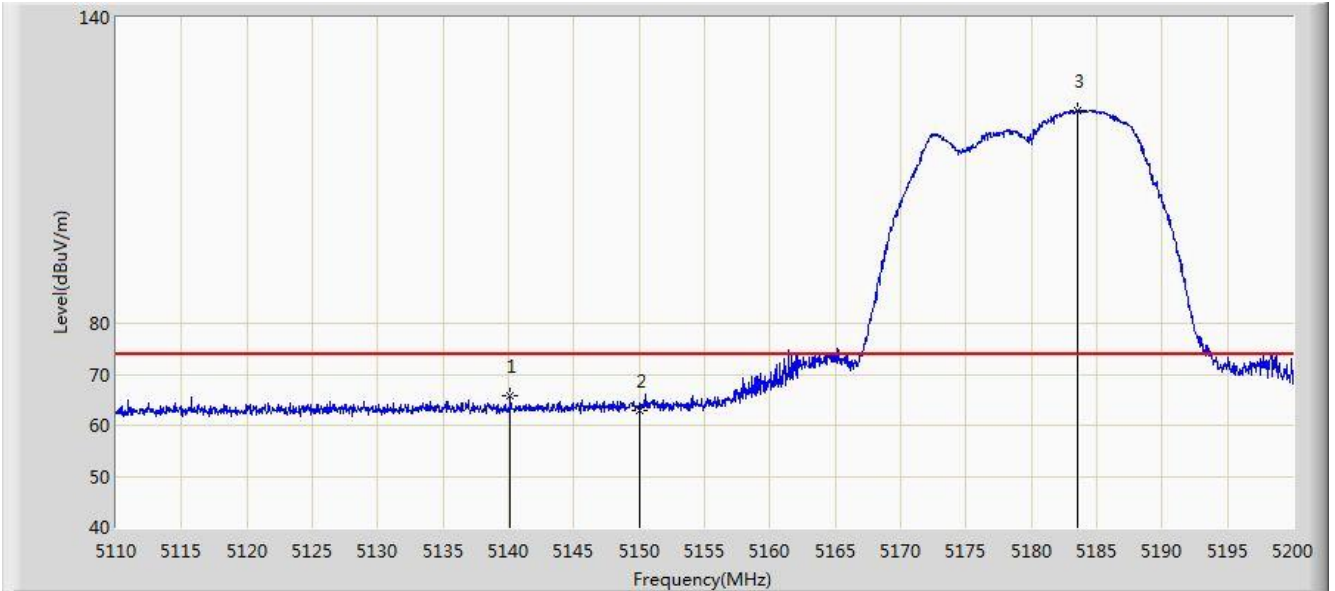
No	Flag	Mark	Frequency (MHz)	Measure Level (dBuV/m)	Reading Level (dBuV)	Margin (dB)	Limit (dBuV/m)	Factor	Type
1			5150.000	52.863	49.217	-1.137	54.000	3.646	AV
2	X	*	5175.160	113.057	109.395	N/A	N/A	3.662	AV

Note: Measure Level (dBμV/m) = Reading Level (dBμV) + Factor (dB)

Factor (dB) = Cable Loss (dB) + Antenna Factor (dB/m)



Site: AC1	Time: 2020/03/16 - 11:08
Limit: FCC_Part15.209_RE(3m)	Engineer: Kevin Ker
Probe: BBHA 9120D_1-18GHz	Polarity: Vertical
EUT: ACCESS POINT	Power: By PoE
Test Mode: Transmit by 802.11a at Channel 5180MHz	



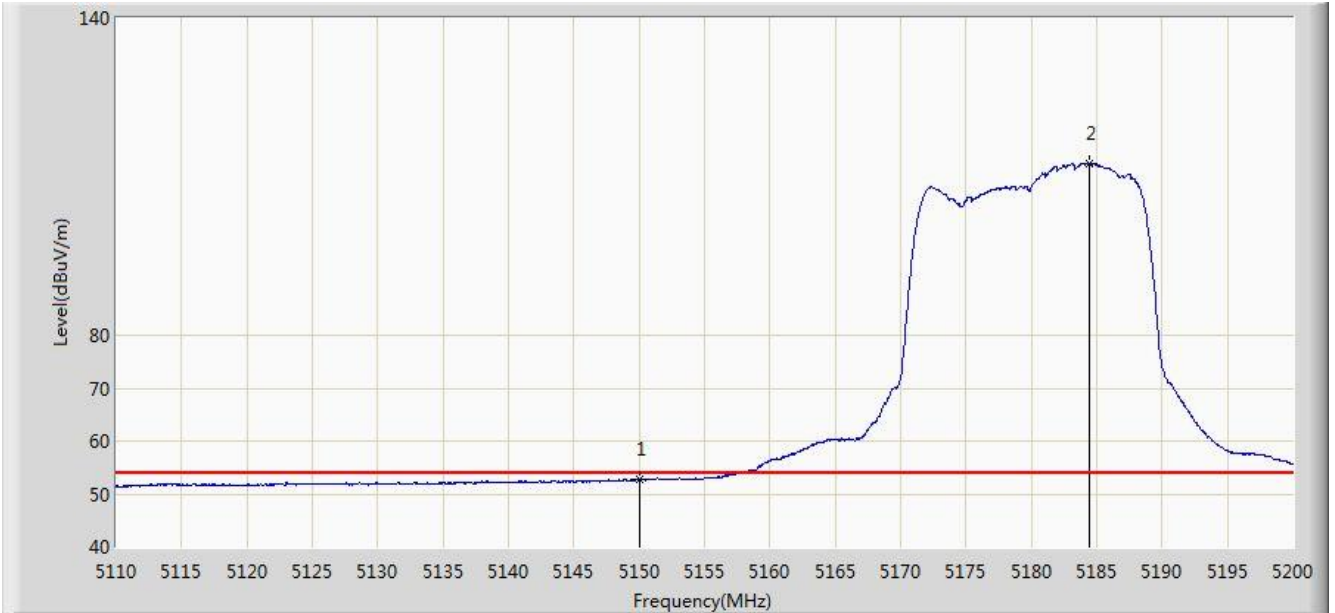
No	Flag	Mark	Frequency (MHz)	Measure Level (dBuV/m)	Reading Level (dBuV)	Margin (dB)	Limit (dBuV/m)	Factor	Type
1			5140.150	65.723	62.083	-8.277	74.000	3.639	PK
2			5150.000	63.038	59.392	-10.962	74.000	3.646	PK
3		*	5183.575	121.596	117.929	N/A	N/A	3.668	PK

Note: Measure Level (dBμV/m) = Reading Level (dBμV) + Factor (dB)

Factor (dB) = Cable Loss (dB) + Antenna Factor (dB/m)



Site: AC1	Time: 2020/03/16 - 11:09
Limit: FCC_Part15.209_RE(3m)	Engineer: Kevin Ker
Probe: BBHA 9120D_1-18GHz	Polarity: Vertical
EUT: ACCESS POINT	Power: By PoE
Test Mode: Transmit by 802.11a at Channel 5180MHz	



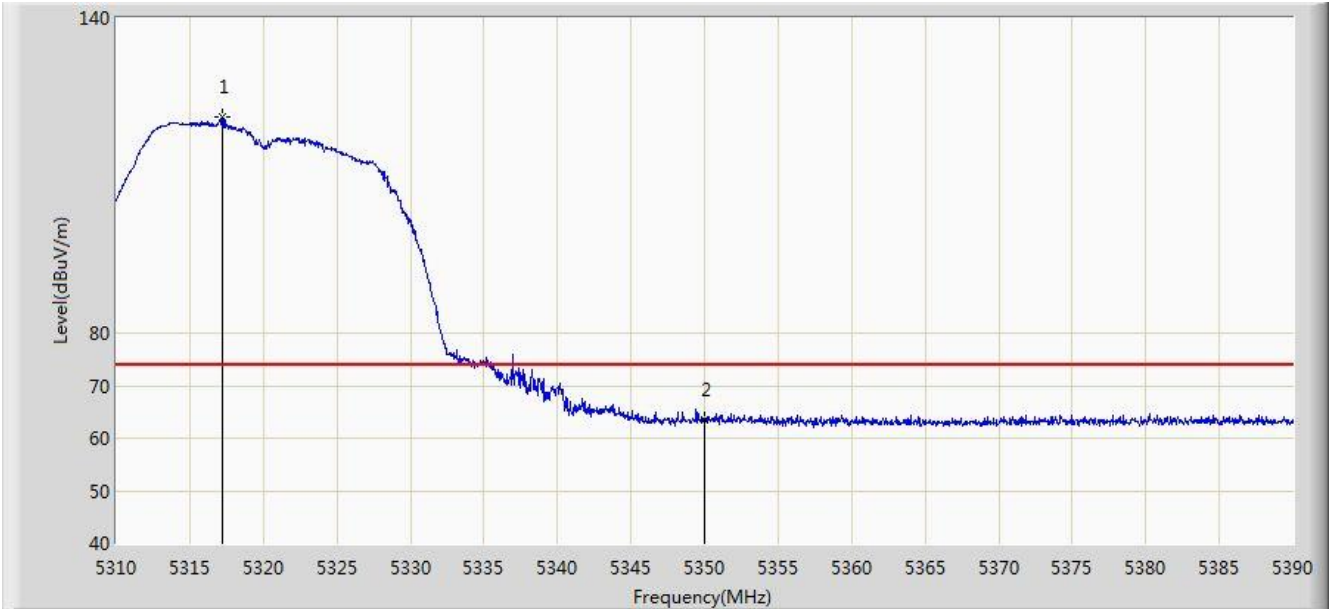
No	Flag	Mark	Frequency (MHz)	Measure Level (dBuV/m)	Reading Level (dBuV)	Margin (dB)	Limit (dBuV/m)	Factor	Type
1			5150.000	52.827	49.181	-1.173	54.000	3.646	AV
2	X	*	5184.385	112.536	108.868	N/A	N/A	3.667	AV

Note: Measure Level (dBμV/m) = Reading Level (dBμV) + Factor (dB)

Factor (dB) = Cable Loss (dB) + Antenna Factor (dB/m)



Site: AC1	Time: 2020/03/16 - 18:27
Limit: FCC_Part15.209_RE(3m)	Engineer: Kevin Ker
Probe: BBHA 9120D_1-18GHz	Polarity: Horizontal
EUT: ACCESS POINT	Power: By PoE
Test Mode: Transmit by 802.11a at Channel 5320MHz	



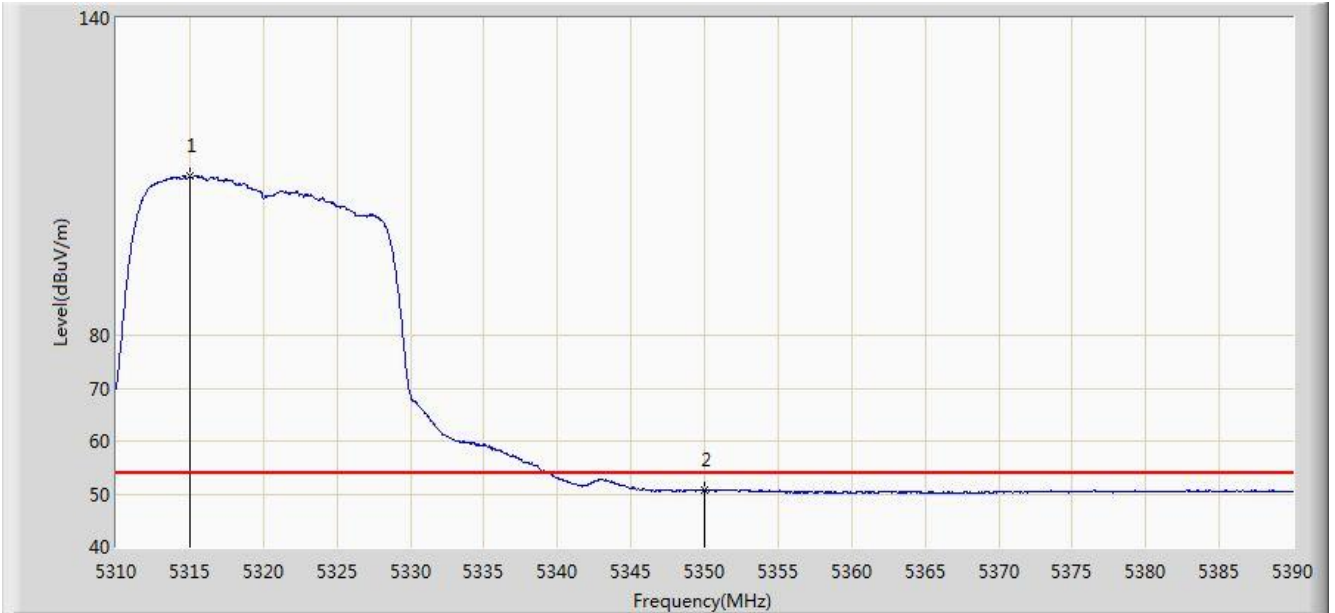
No	Flag	Mark	Frequency (MHz)	Measure Level (dBuV/m)	Reading Level (dBuV)	Margin (dB)	Limit (dBuV/m)	Factor	Type
1		*	5317.200	121.091	117.337	N/A	N/A	3.754	PK
2			5350.000	63.615	59.841	-10.385	74.000	3.774	PK

Note: Measure Level (dB $\mu$ V/m) = Reading Level (dB $\mu$ V) + Factor (dB)

Factor (dB) = Cable Loss (dB) + Antenna Factor (dB/m)



Site: AC1	Time: 2020/03/16 - 18:32
Limit: FCC_Part15.209_RE(3m)	Engineer: Kevin Ker
Probe: BBHA 9120D_1-18GHz	Polarity: Horizontal
EUT: ACCESS POINT	Power: By PoE
Test Mode: Transmit by 802.11a at Channel 5320MHz	



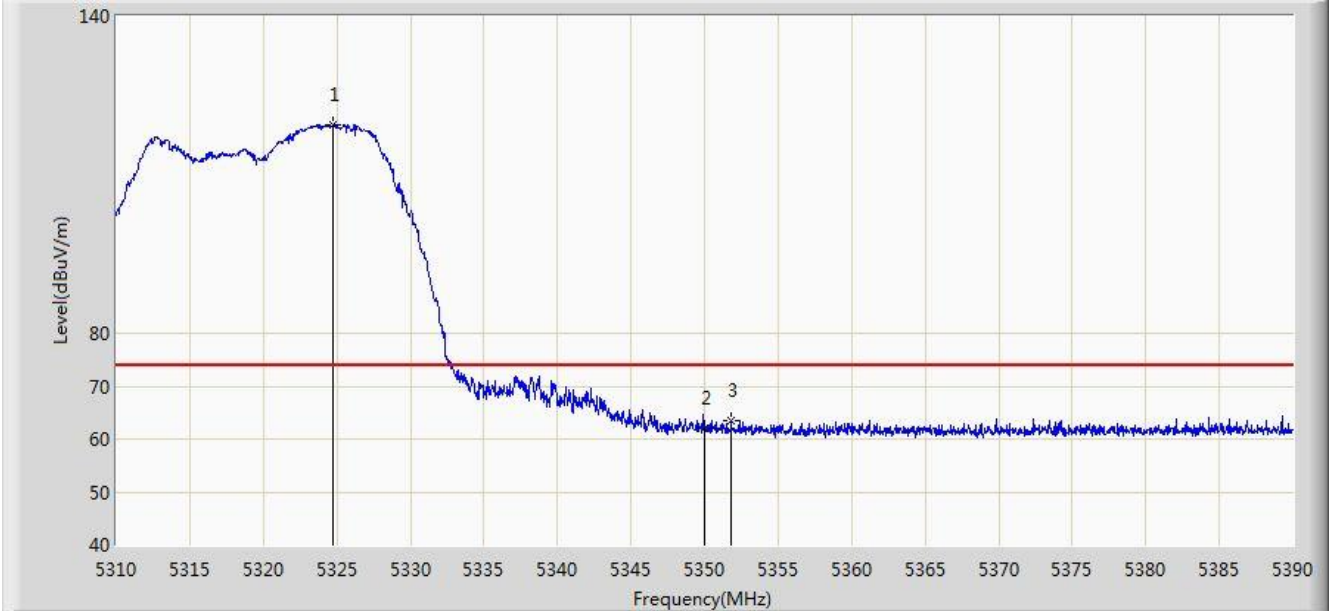
No	Flag	Mark	Frequency (MHz)	Measure Level (dBuV/m)	Reading Level (dBuV)	Margin (dB)	Limit (dBuV/m)	Factor	Type
1	X	*	5315.040	110.048	106.296	N/A	N/A	3.751	AV
2			5350.000	50.606	46.832	-3.394	54.000	3.774	AV

Note: Measure Level (dB $\mu$ V/m) = Reading Level (dB $\mu$ V) + Factor (dB)

Factor (dB) = Cable Loss (dB) + Antenna Factor (dB/m)



Site: AC1	Time: 2020/03/16 - 18:33
Limit: FCC_Part15.209_RE(3m)	Engineer: Kevin Ker
Probe: BBHA 9120D_1-18GHz	Polarity: Vertical
EUT: ACCESS POINT	Power: By PoE
Test Mode: Transmit by 802.11a at Channel 5320MHz	

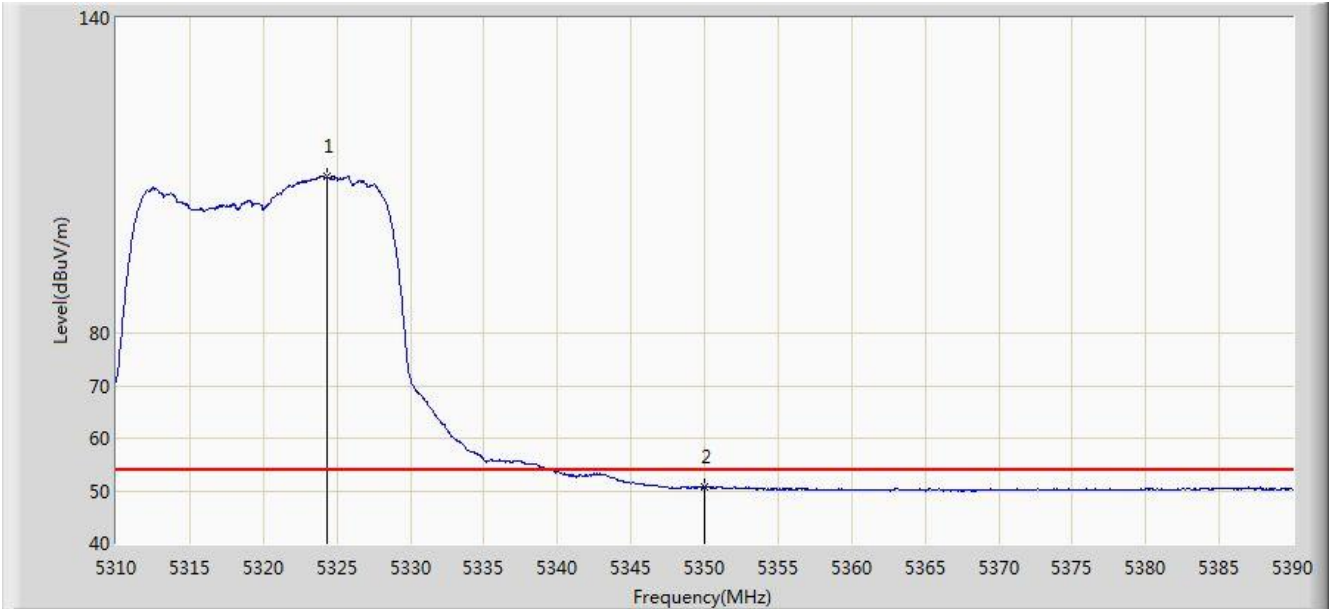


No	Flag	Mark	Frequency (MHz)	Measure Level (dBuV/m)	Reading Level (dBuV)	Margin (dB)	Limit (dBuV/m)	Factor	Type
1		*	5324.720	119.349	115.591	N/A	N/A	3.758	PK
2			5350.000	61.898	58.124	-12.102	74.000	3.774	PK
3			5351.800	63.370	59.595	-10.630	74.000	3.775	PK

Note: Measure Level (dBuV/m) = Reading Level (dBuV) + Factor (dB)

Factor (dB) = Cable Loss (dB) + Antenna Factor (dB/m)

Site: AC1	Time: 2020/03/16 - 18:34
Limit: FCC_Part15.209_RE(3m)	Engineer: Kevin Ker
Probe: BBHA 9120D_1-18GHz	Polarity: Vertical
EUT: ACCESS POINT	Power: By PoE
Test Mode: Transmit by 802.11a at Channel 5320MHz	



No	Flag	Mark	Frequency (MHz)	Measure Level (dBuV/m)	Reading Level (dBuV)	Margin (dB)	Limit (dBuV/m)	Factor	Type
1	X	*	5324.320	109.735	105.977	N/A	N/A	3.759	AV
2			5350.000	50.673	46.899	-3.327	54.000	3.774	AV

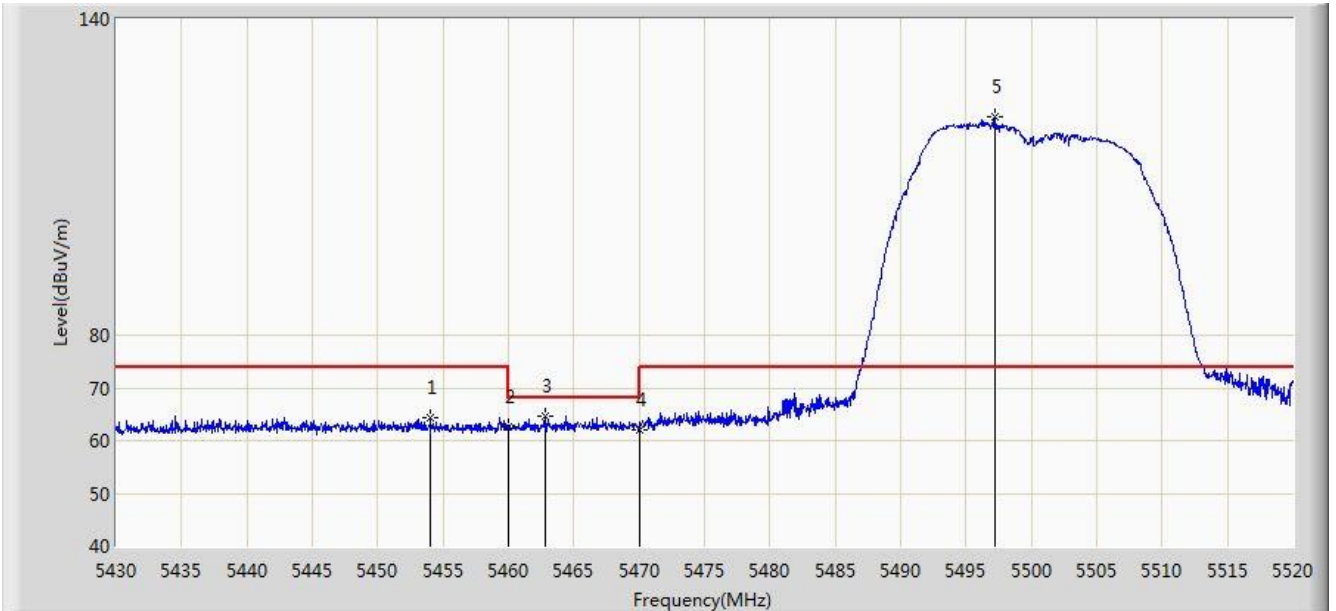
Note: Measure Level (dB $\mu$ V/m) = Reading Level (dB $\mu$ V) + Factor (dB)

Factor (dB) = Cable Loss (dB) + Antenna Factor (dB/m)





Site: AC1	Time: 2020/03/16 - 18:35
Limit: FCC_Part15.209_RE(3m)	Engineer: Kevin Ker
Probe: BBHA 9120D_1-18GHz	Polarity: Horizontal
EUT: ACCESS POINT	Power: By PoE
Test Mode: Transmit by 802.11a at Channel 5500MHz	



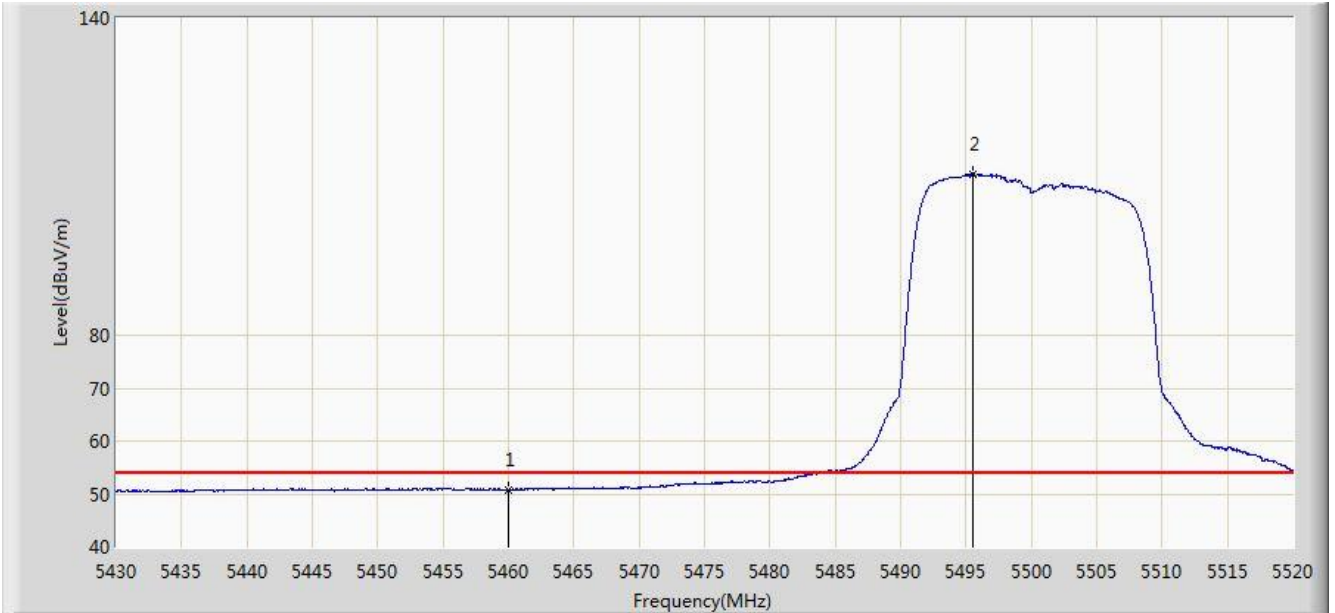
No	Flag	Mark	Frequency (MHz)	Measure Level (dBuV/m)	Reading Level (dBuV)	Margin (dB)	Limit (dBuV/m)	Factor	Type
1			5454.030	64.247	60.407	-9.753	74.000	3.840	PK
2			5460.000	62.634	58.790	-11.366	74.000	3.844	PK
3			5462.805	64.583	60.737	-3.617	68.200	3.846	PK
4			5470.000	62.133	58.282	-6.067	68.200	3.850	PK
5		*	5497.185	121.446	117.569	N/A	N/A	3.877	PK

Note: Measure Level (dBμV/m) = Reading Level (dBμV) + Factor (dB)

Factor (dB) = Cable Loss (dB) + Antenna Factor (dB/m)



Site: AC1	Time: 2020/03/16 - 18:36
Limit: FCC_Part15.209_RE(3m)	Engineer: Kevin Ker
Probe: BBHA 9120D_1-18GHz	Polarity: Horizontal
EUT: ACCESS POINT	Power: By PoE
Test Mode: Transmit by 802.11a at Channel 5500MHz	



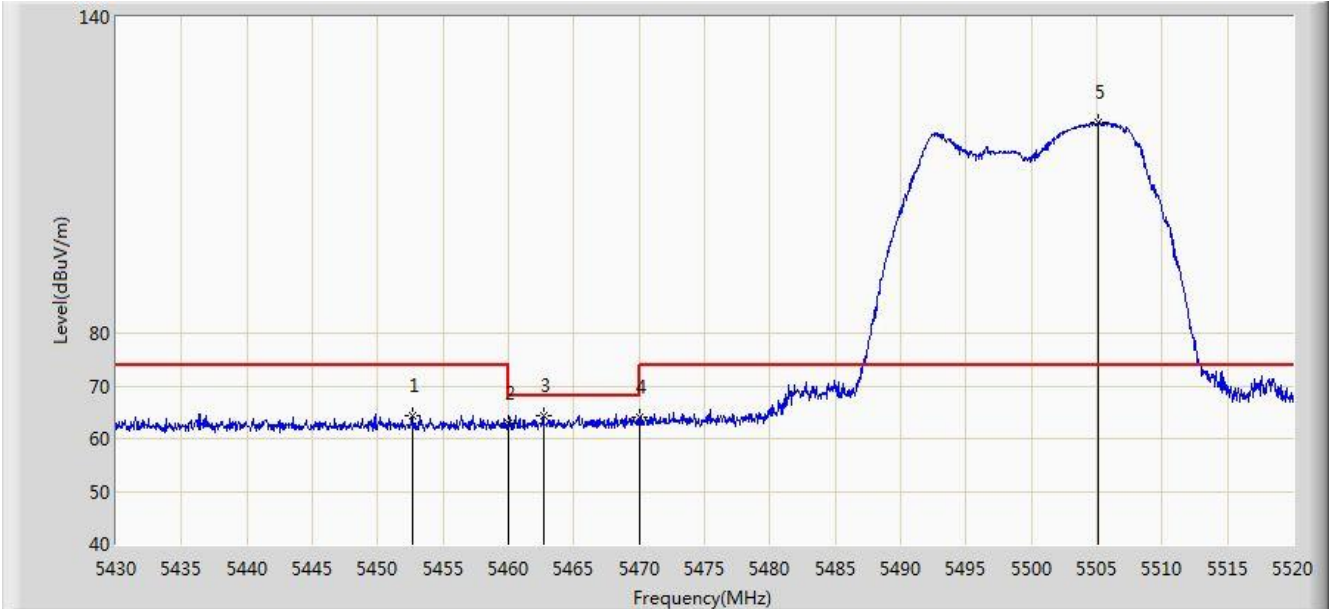
No	Flag	Mark	Frequency (MHz)	Measure Level (dBuV/m)	Reading Level (dBuV)	Margin (dB)	Limit (dBuV/m)	Factor	Type
1			5460.000	50.841	46.997	-3.159	54.000	3.844	AV
2	X	*	5495.475	110.543	106.668	N/A	N/A	3.876	AV

Note: Measure Level (dB $\mu$ V/m) = Reading Level (dB $\mu$ V) + Factor (dB)

Factor (dB) = Cable Loss (dB) + Antenna Factor (dB/m)



Site: AC1	Time: 2020/03/16 - 18:37
Limit: FCC_Part15.209_RE(3m)	Engineer: Kevin Ker
Probe: BBHA 9120D_1-18GHz	Polarity: Vertical
EUT: ACCESS POINT	Power: By PoE
Test Mode: Transmit by 802.11a at Channel 5500MHz	



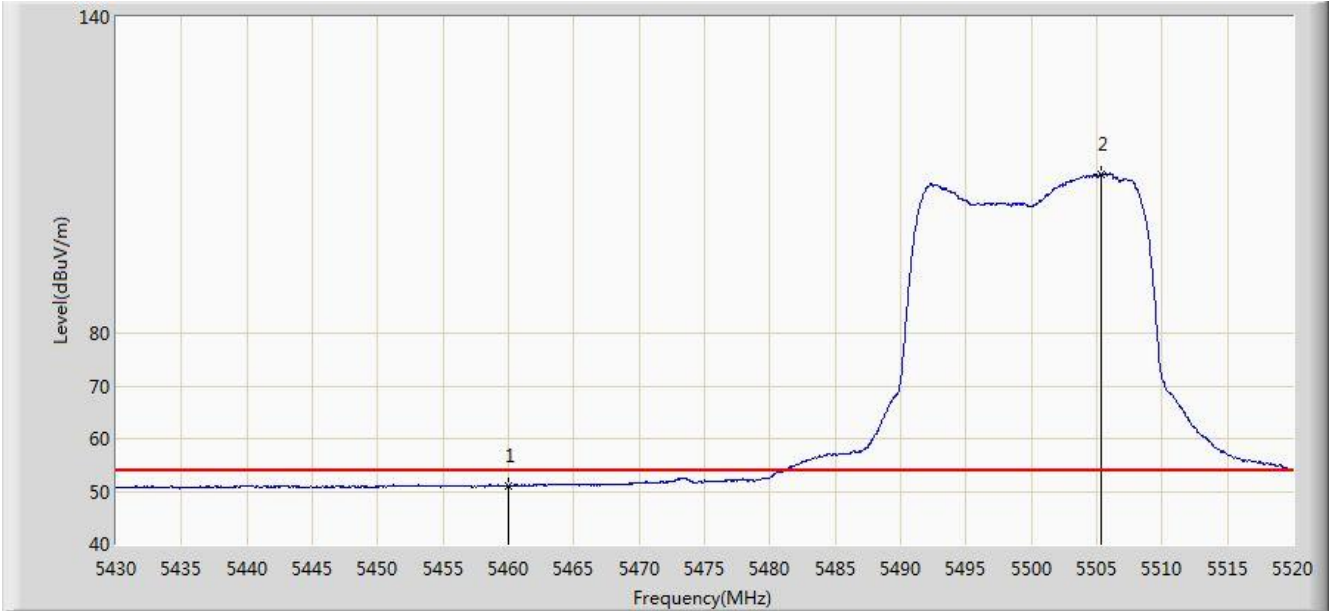
No	Flag	Mark	Frequency (MHz)	Measure Level (dBuV/m)	Reading Level (dBuV)	Margin (dB)	Limit (dBuV/m)	Factor	Type
1			5452.725	64.344	60.505	-9.656	74.000	3.839	PK
2			5460.000	62.872	59.028	-11.128	74.000	3.844	PK
3			5462.670	64.277	60.431	-3.923	68.200	3.846	PK
4			5470.000	64.071	60.220	-4.129	68.200	3.850	PK
5		*	5505.150	119.978	116.088	N/A	N/A	3.890	PK

Note: Measure Level (dBμV/m) = Reading Level (dBμV) + Factor (dB)

Factor (dB) = Cable Loss (dB) + Antenna Factor (dB/m)



Site: AC1	Time: 2020/03/16 - 18:39
Limit: FCC_Part15.209_RE(3m)	Engineer: Kevin Ker
Probe: BBHA 9120D_1-18GHz	Polarity: Vertical
EUT: ACCESS POINT	Power: By PoE
Test Mode: Transmit by 802.11a at Channel 5500MHz	



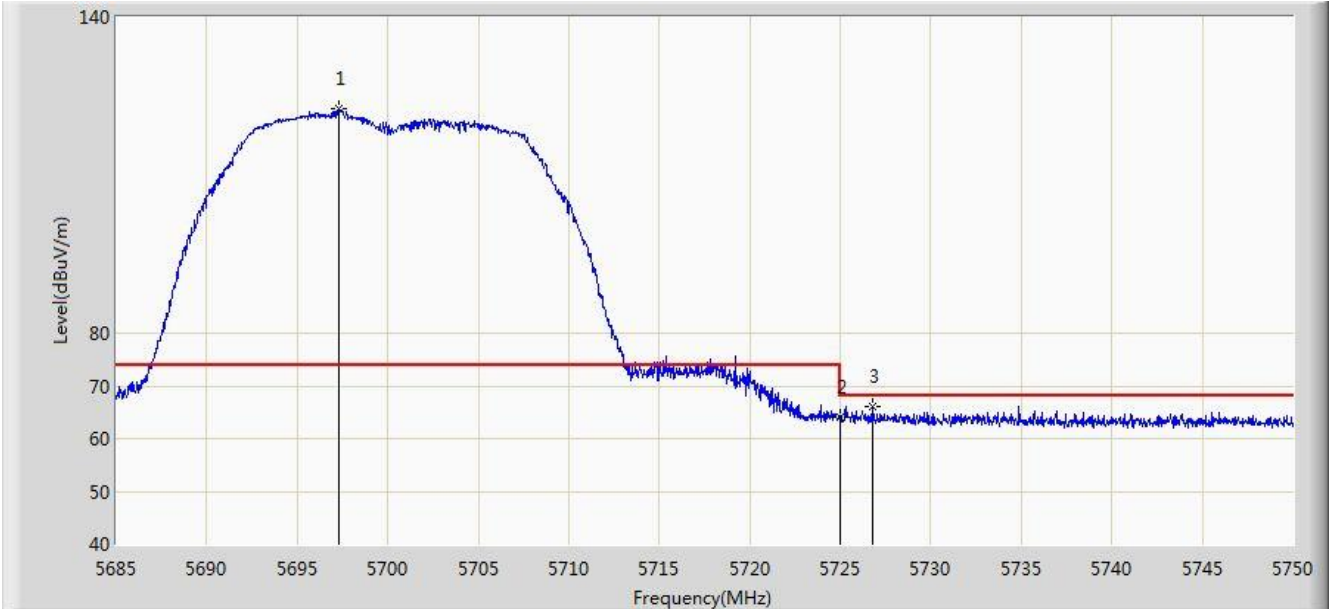
No	Flag	Mark	Frequency (MHz)	Measure Level (dBuV/m)	Reading Level (dBuV)	Margin (dB)	Limit (dBuV/m)	Factor	Type
1			5460.000	51.040	47.196	-2.960	54.000	3.844	AV
2	X	*	5505.285	110.075	106.184	N/A	N/A	3.891	AV

Note: Measure Level (dBμV/m) = Reading Level (dBμV) + Factor (dB)

Factor (dB) = Cable Loss (dB) + Antenna Factor (dB/m)



Site: AC1	Time: 2020/03/16 - 11:55
Limit: FCC_Part15.209_RE(3m)	Engineer: Kevin Ker
Probe: BBHA 9120D_1-18GHz	Polarity: Horizontal
EUT: ACCESS POINT	Power: By PoE
Test Mode: Transmit by 802.11a at Channel 5700MHz	

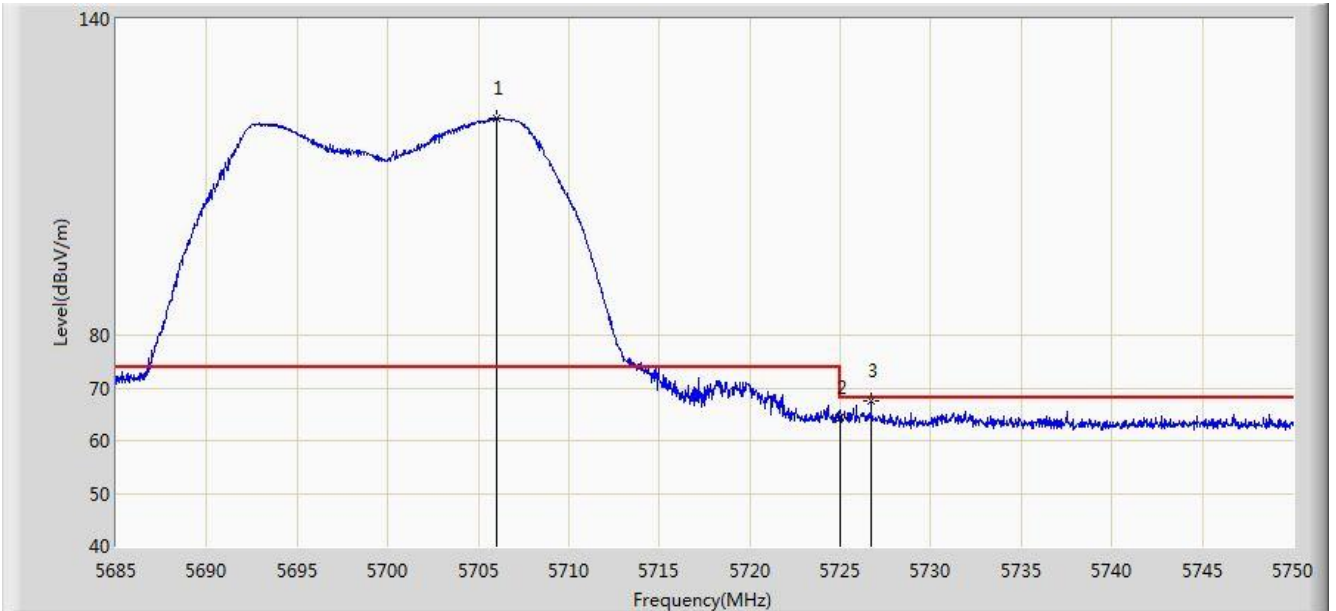


No	Flag	Mark	Frequency (MHz)	Measure Level (dBuV/m)	Reading Level (dBuV)	Margin (dB)	Limit (dBuV/m)	Factor	Type
1		*	5697.317	122.640	118.012	N/A	N/A	4.628	PK
2			5725.000	63.921	59.187	-4.279	68.200	4.734	PK
3			5726.795	65.967	61.226	-2.233	68.200	4.740	PK

Note: Measure Level (dBμV/m) = Reading Level (dBμV) + Factor (dB)

Factor (dB) = Cable Loss (dB) + Antenna Factor (dB/m)

Site: AC1	Time: 2020/03/16 - 11:51
Limit: FCC_Part15.209_RE(3m)	Engineer: Kevin Ker
Probe: BBHA 9120D_1-18GHz	Polarity: Vertical
EUT: ACCESS POINT	Power: By PoE
Test Mode: Transmit by 802.11a at Channel 5700MHz	



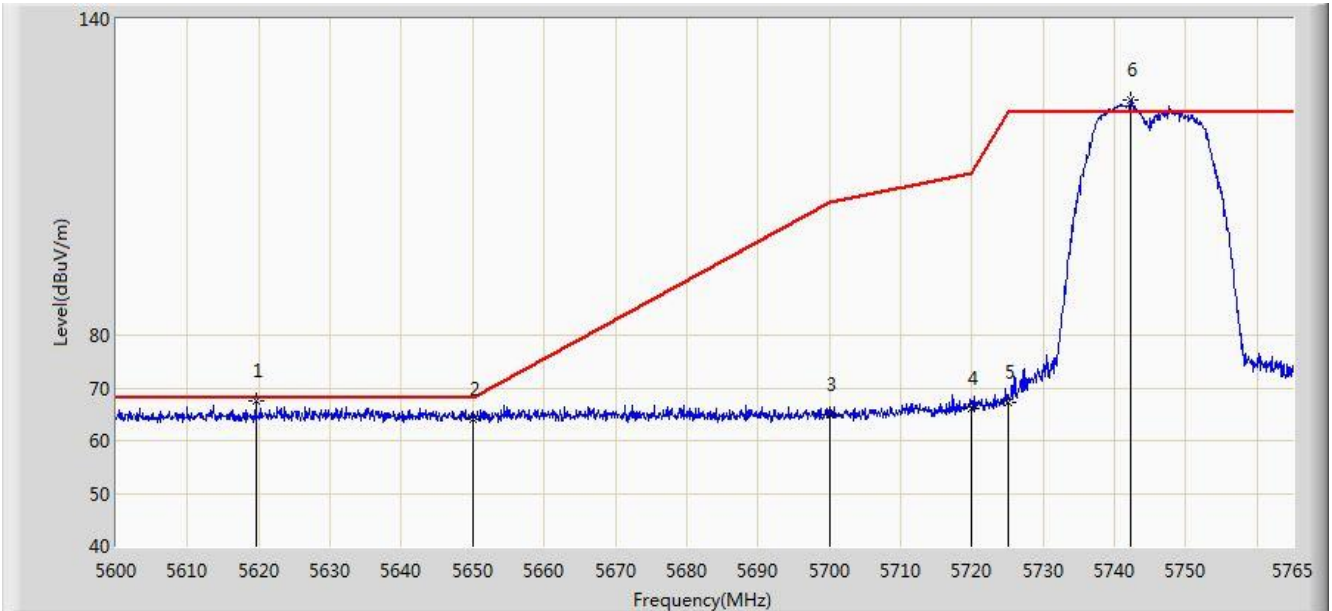
No	Flag	Mark	Frequency (MHz)	Measure Level (dBuV/m)	Reading Level (dBuV)	Margin (dB)	Limit (dBuV/m)	Factor	Type
1		*	5705.995	121.042	116.381	N/A	N/A	4.661	PK
2			5725.000	64.400	59.666	-3.800	68.200	4.734	PK
3			5726.697	67.417	62.677	-0.783	68.200	4.740	PK

Note: Measure Level (dBμV/m) = Reading Level (dBμV) + Factor (dB)

Factor (dB) = Cable Loss (dB) + Antenna Factor (dB/m)



Site: AC1	Time: 2020/03/16 - 11:58
Limit: FCC_Part15.407_RE(3m)	Engineer: Kevin Ker
Probe: BBHA 9120D_1-18GHz	Polarity: Horizontal
EUT: ACCESS POINT	Power: By PoE
Test Mode: Transmit by 802.11a at Channel 5745MHz	



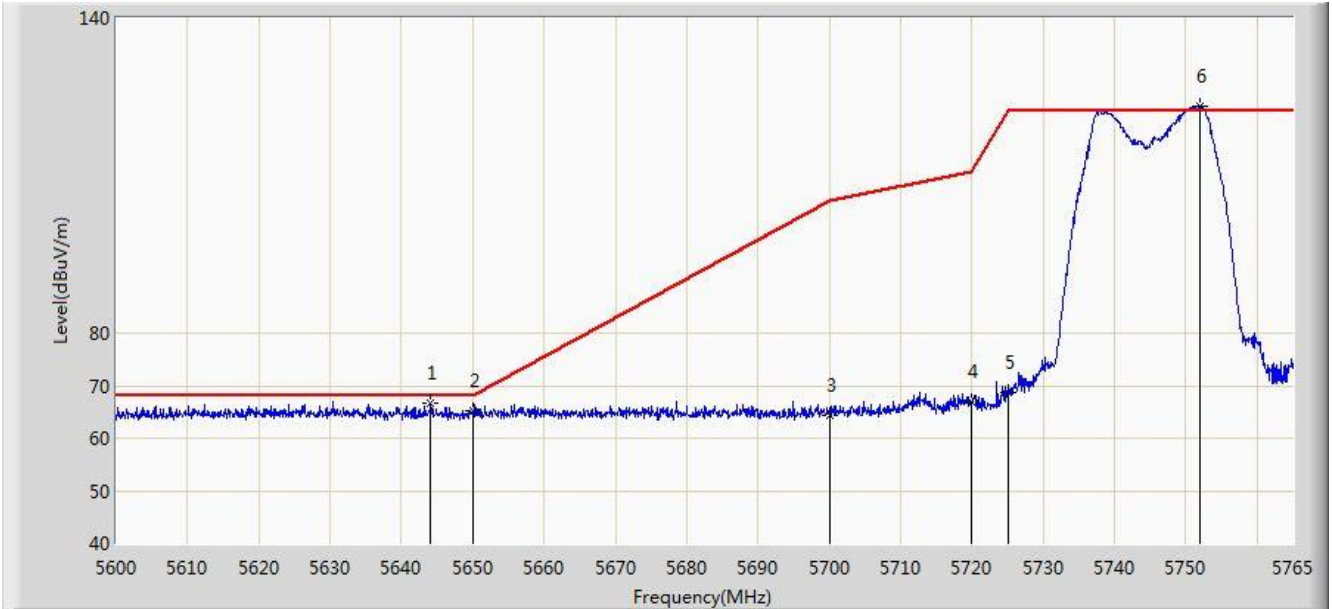
No	Flag	Mark	Frequency (MHz)	Measure Level (dBuV/m)	Reading Level (dBuV)	Margin (dB)	Limit (dBuV/m)	Factor	Type
1			5619.553	67.419	63.090	-0.781	68.200	4.329	PK
2			5650.000	64.136	59.690	-4.064	68.200	4.446	PK
3			5700.000	64.945	60.307	-40.255	105.200	4.638	PK
4			5720.000	66.188	61.473	-44.612	110.800	4.715	PK
5			5725.000	67.258	62.524	-54.942	122.200	4.734	PK
6		*	5742.312	124.668	119.868	N/A	N/A	4.800	PK

Note: Measure Level (dBμV/m) = Reading Level (dBμV) + Factor (dB)

Factor (dB) = Cable Loss (dB) + Antenna Factor (dB/m)



Site: AC1	Time: 2020/03/16 - 13:18
Limit: FCC_Part15.407_RE(3m)	Engineer: Kevin Ker
Probe: BBHA 9120D_1-18GHz	Polarity: Vertical
EUT: ACCESS POINT	Power: By PoE
Test Mode: Transmit by 802.11a at Channel 5745MHz	



No	Flag	Mark	Frequency (MHz)	Measure Level (dBuV/m)	Reading Level (dBuV)	Margin (dB)	Limit (dBuV/m)	Factor	Type
1			5644.138	66.624	62.200	-1.576	68.200	4.424	PK
2			5650.000	65.204	60.758	-2.996	68.200	4.446	PK
3			5700.000	64.381	59.743	-40.819	105.200	4.638	PK
4			5720.000	66.895	62.180	-43.905	110.800	4.715	PK
5			5725.000	68.641	63.907	-53.559	122.200	4.734	PK
6		*	5752.047	123.327	118.489	N/A	N/A	4.837	PK

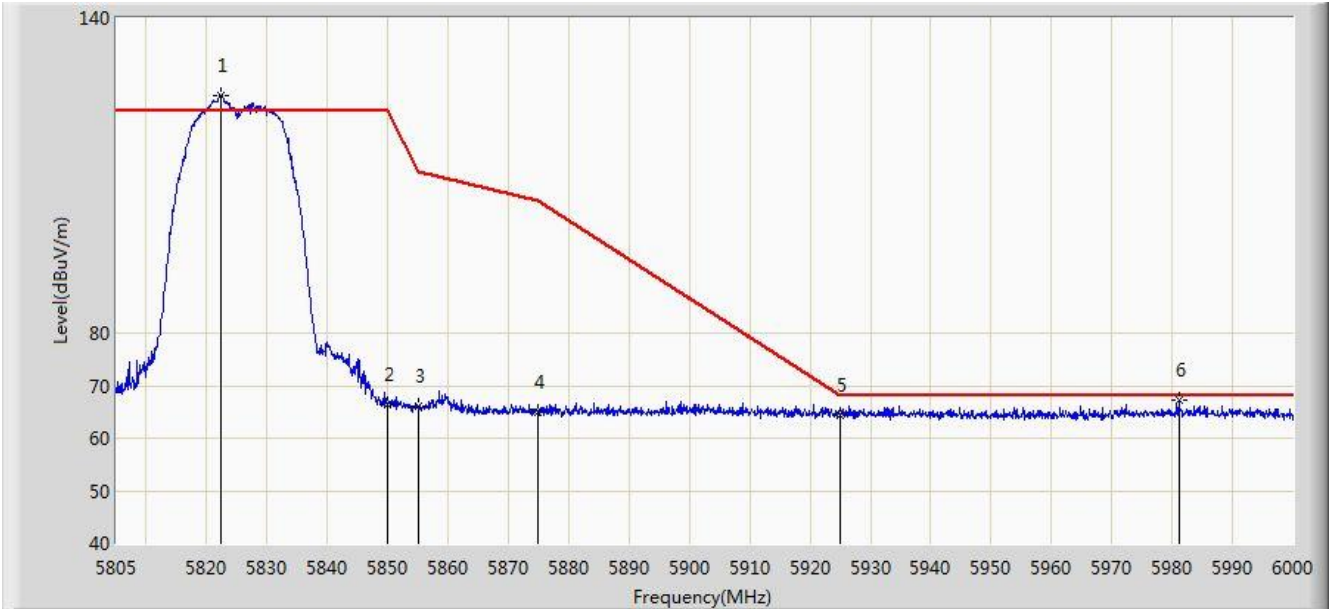
Note: Measure Level (dBμV/m) = Reading Level (dBμV) + Factor (dB)

Factor (dB) = Cable Loss (dB) + Antenna Factor (dB/m)





Site: AC1	Time: 2020/03/16 - 13:19
Limit: FCC_Part15.407_RE(3m)	Engineer: Kevin Ker
Probe: BBHA 9120D_1-18GHz	Polarity: Horizontal
EUT: ACCESS POINT	Power: By PoE
Test Mode: Transmit by 802.11a at Channel 5825MHz	



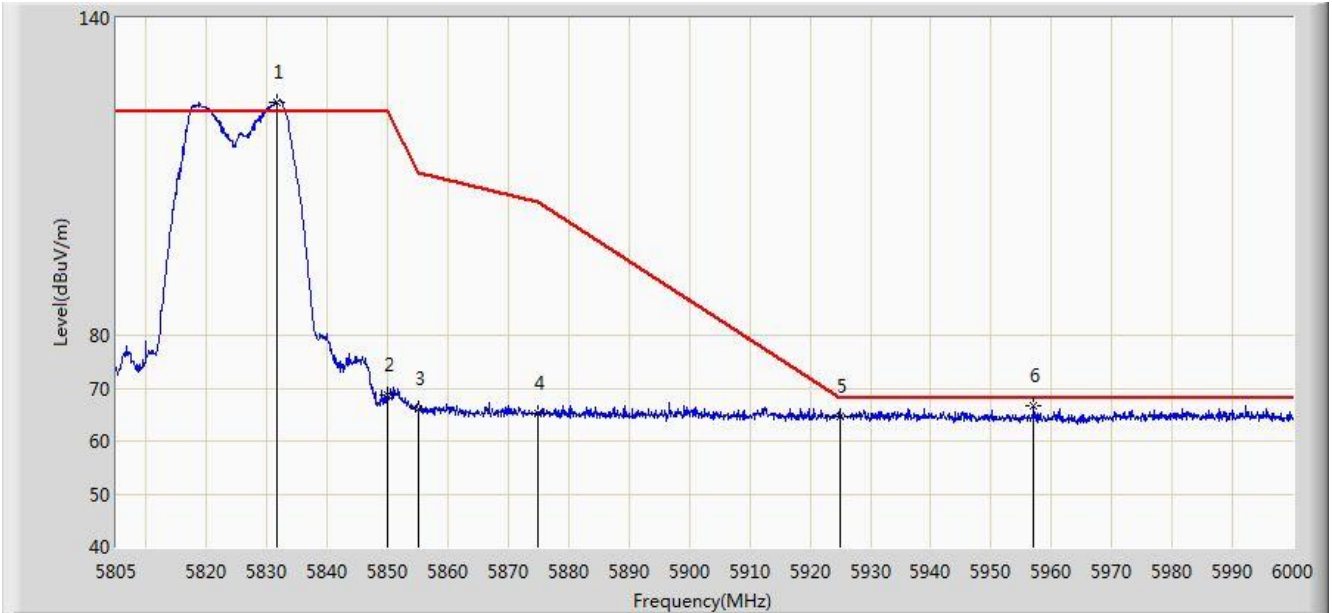
No	Flag	Mark	Frequency (MHz)	Measure Level (dBuV/m)	Reading Level (dBuV)	Margin (dB)	Limit (dBuV/m)	Factor	Type
1		*	5822.453	125.278	120.170	N/A	N/A	5.108	PK
2			5850.000	66.386	61.172	-55.814	122.200	5.214	PK
3			5855.000	66.144	60.911	-44.656	110.800	5.233	PK
4			5875.000	65.056	59.746	-40.144	105.200	5.310	PK
5			5925.000	64.334	58.832	-3.866	68.200	5.502	PK
6			5981.085	67.159	61.442	-1.041	68.200	5.717	PK

Note: Measure Level (dBμV/m) = Reading Level (dBμV) + Factor (dB)

Factor (dB) = Cable Loss (dB) + Antenna Factor (dB/m)



Site: AC1	Time: 2020/03/16 - 13:23
Limit: FCC_Part15.407_RE(3m)	Engineer: Kevin Ker
Probe: BBHA 9120D_1-18GHz	Polarity: Vertical
EUT: ACCESS POINT	Power: By PoE
Test Mode: Transmit by 802.11a at Channel 5825MHz	



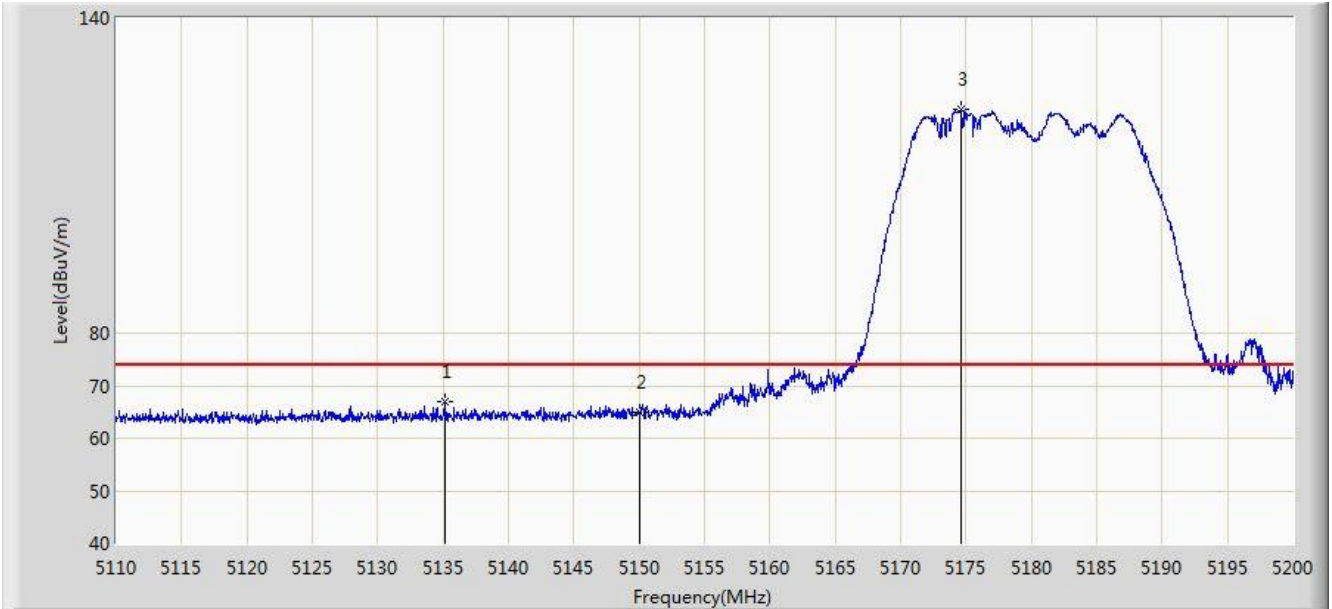
No	Flag	Mark	Frequency (MHz)	Measure Level (dBuV/m)	Reading Level (dBuV)	Margin (dB)	Limit (dBuV/m)	Factor	Type
1		*	5831.618	124.083	118.939	N/A	N/A	5.144	PK
2			5850.000	68.642	63.428	-53.558	122.200	5.214	PK
3			5855.000	65.967	60.734	-44.833	110.800	5.233	PK
4			5875.000	65.184	59.874	-40.016	105.200	5.310	PK
5			5925.000	64.572	59.070	-3.628	68.200	5.502	PK
6			5957.100	66.601	60.975	-1.599	68.200	5.625	PK

Note: Measure Level (dBμV/m) = Reading Level (dBμV) + Factor (dB)

Factor (dB) = Cable Loss (dB) + Antenna Factor (dB/m)



Site: AC1	Time: 2020/03/16 - 13:26
Limit: FCC_Part15.209_RE(3m)	Engineer: Kevin Ker
Probe: BBHA 9120D_1-18GHz	Polarity: Horizontal
EUT: ACCESS POINT	Power: By PoE
Test Mode: Transmit by 802.11ac-VHT20 at Channel 5180MHz	



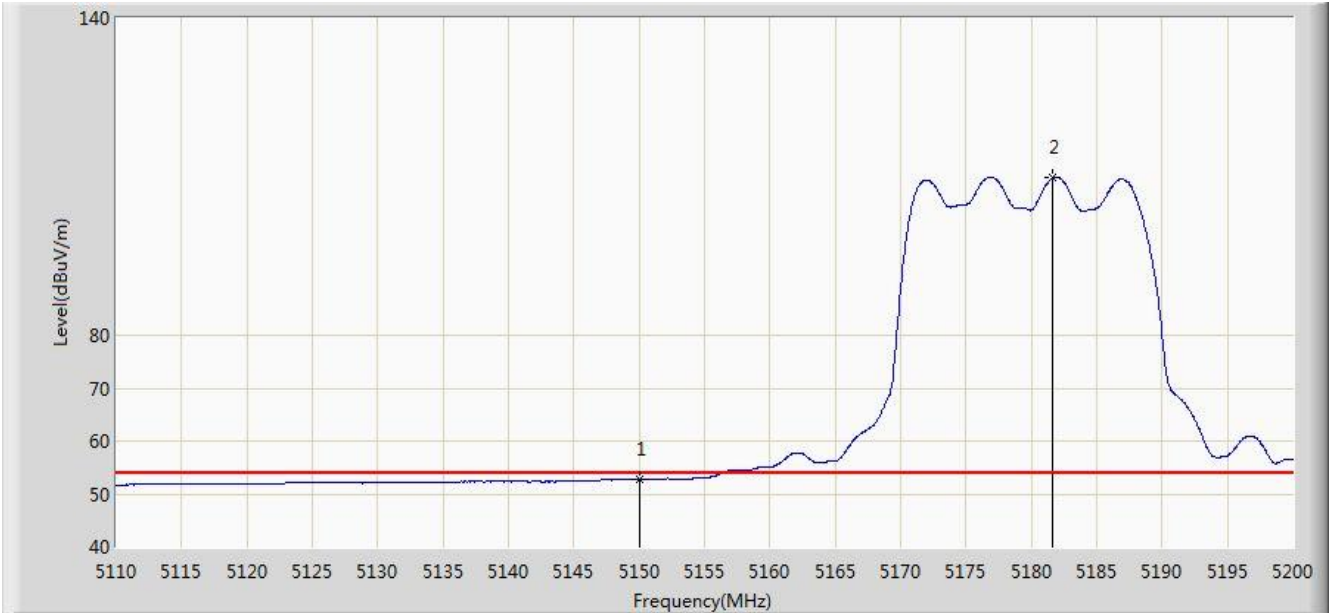
No	Flag	Mark	Frequency (MHz)	Measure Level (dBuV/m)	Reading Level (dBuV)	Margin (dB)	Limit (dBuV/m)	Factor	Type
1			5135.110	66.916	63.279	-7.084	74.000	3.636	PK
2			5150.000	64.986	61.340	-9.014	74.000	3.646	PK
3		*	5174.575	122.510	118.849	N/A	N/A	3.662	PK

Note: Measure Level (dBμV/m) = Reading Level (dBμV) + Factor (dB)

Factor (dB) = Cable Loss (dB) + Antenna Factor (dB/m)



Site: AC1	Time: 2020/03/16 - 13:30
Limit: FCC_Part15.209_RE(3m)	Engineer: Kevin Ker
Probe: BBHA 9120D_1-18GHz	Polarity: Horizontal
EUT: ACCESS POINT	Power: By PoE
Test Mode: Transmit by 802.11ac-VHT20 at Channel 5180MHz	



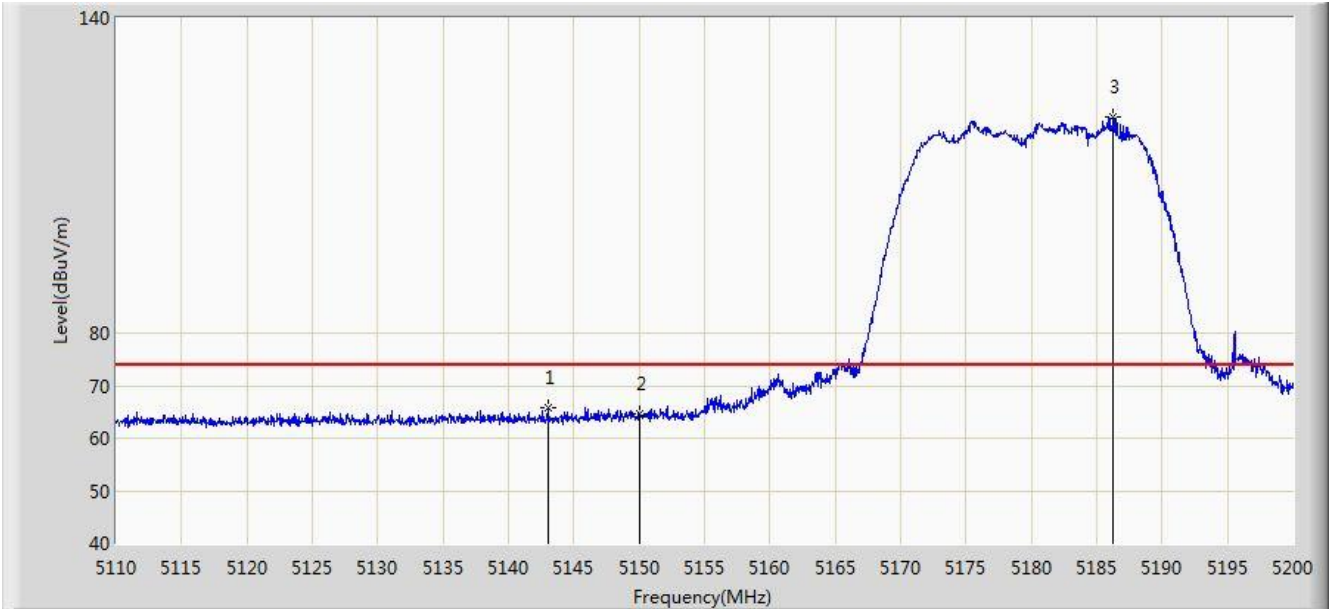
No	Flag	Mark	Frequency (MHz)	Measure Level (dBuV/m)	Reading Level (dBuV)	Margin (dB)	Limit (dBuV/m)	Factor	Type
1			5150.000	52.723	49.077	-1.277	54.000	3.646	AV
2	X	*	5181.640	109.740	106.074	N/A	N/A	3.666	AV

Note: Measure Level (dB $\mu$ V/m) = Reading Level (dB $\mu$ V) + Factor (dB)

Factor (dB) = Cable Loss (dB) + Antenna Factor (dB/m)



Site: AC1	Time: 2020/03/16 - 13:33
Limit: FCC_Part15.209_RE(3m)	Engineer: Kevin Ker
Probe: AC2_BBHA9120D_1-18GHz	Polarity: Vertical
EUT: ACCESS POINT	Power: By PoE
Test Mode: Transmit by 802.11ac-VHT20 at Channel 5180MHz	



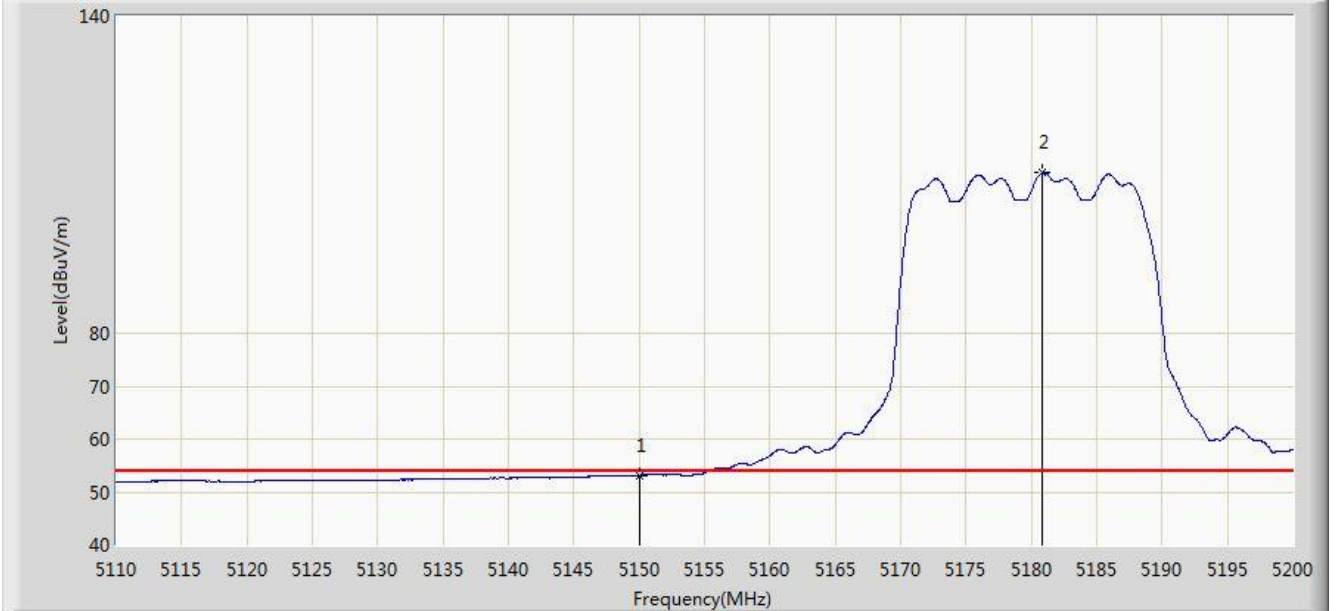
No	Flag	Mark	Frequency (MHz)	Measure Level (dBuV/m)	Reading Level (dBuV)	Margin (dB)	Limit (dBuV/m)	Factor	Type
1			5143.030	65.838	61.418	-8.162	74.000	4.421	PK
2			5150.000	64.558	60.116	-9.442	74.000	4.442	PK
3		*	5186.230	121.204	116.786	N/A	N/A	4.419	PK

Note: Measure Level (dBμV/m) = Reading Level (dBμV) + Factor (dB)

Factor (dB) = Cable Loss (dB) + Antenna Factor (dB/m)



Site: AC1	Time: 2020/03/16 - 13:33
Limit: FCC_Part15.209_RE(3m)	Engineer: Kevin Ker
Probe: AC2_BBHA9120D_1-18GHz	Polarity: Vertical
EUT: ACCESS POINT	Power: By PoE
Test Mode: Transmit by 802.11ac-VHT20 at Channel 5180MHz	



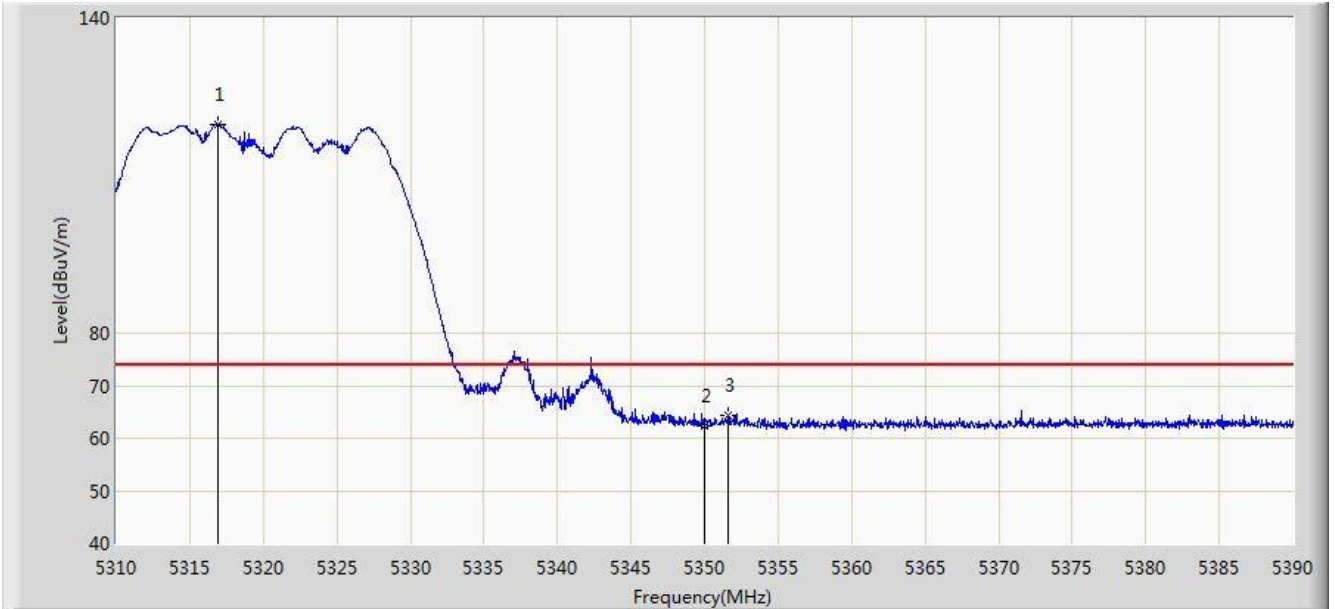
No	Flag	Mark	Frequency (MHz)	Measure Level (dBuV/m)	Reading Level (dBuV)	Margin (dB)	Limit (dBuV/m)	Factor	Type
1			5150.000	53.116	48.674	-0.884	54.000	4.442	AV
2	X	*	5180.875	110.342	105.865	N/A	N/A	4.478	AV

Note: Measure Level (dB $\mu$ V/m) = Reading Level (dB $\mu$ V) + Factor (dB)

Factor (dB) = Cable Loss (dB) + Antenna Factor (dB/m)



Site: AC1	Time: 2020/03/16 - 18:42
Limit: FCC_Part15.209_RE(3m)	Engineer: Kevin Ker
Probe: BBHA 9120D_1-18GHz	Polarity: Horizontal
EUT: ACCESS POINT	Power: By PoE
Test Mode: Transmit by 802.11ac-VHT20 at Channel 5320MHz	



No	Flag	Mark	Frequency (MHz)	Measure Level (dBuV/m)	Reading Level (dBuV)	Margin (dB)	Limit (dBuV/m)	Factor	Type
1		*	5316.920	119.774	116.021	N/A	N/A	3.753	PK
2			5350.000	62.391	58.617	-11.609	74.000	3.774	PK
3			5351.640	64.410	60.635	-9.590	74.000	3.775	PK

Note: Measure Level (dBμV/m) = Reading Level (dBμV) + Factor (dB)

Factor (dB) = Cable Loss (dB) + Antenna Factor (dB/m)



Site: AC1	Time: 2020/03/16 - 18:44
Limit: FCC_Part15.209_RE(3m)	Engineer: Kevin Ker
Probe: BBHA 9120D_1-18GHz	Polarity: Horizontal
EUT: ACCESS POINT	Power: By PoE
Test Mode: Transmit by 802.11ac-VHT20 at Channel 5320MHz	



No	Flag	Mark	Frequency (MHz)	Measure Level (dBuV/m)	Reading Level (dBuV)	Margin (dB)	Limit (dBuV/m)	Factor	Type
1	X	*	5317.040	108.403	104.650	N/A	N/A	3.753	AV
2			5350.000	50.491	46.717	-3.509	54.000	3.774	AV

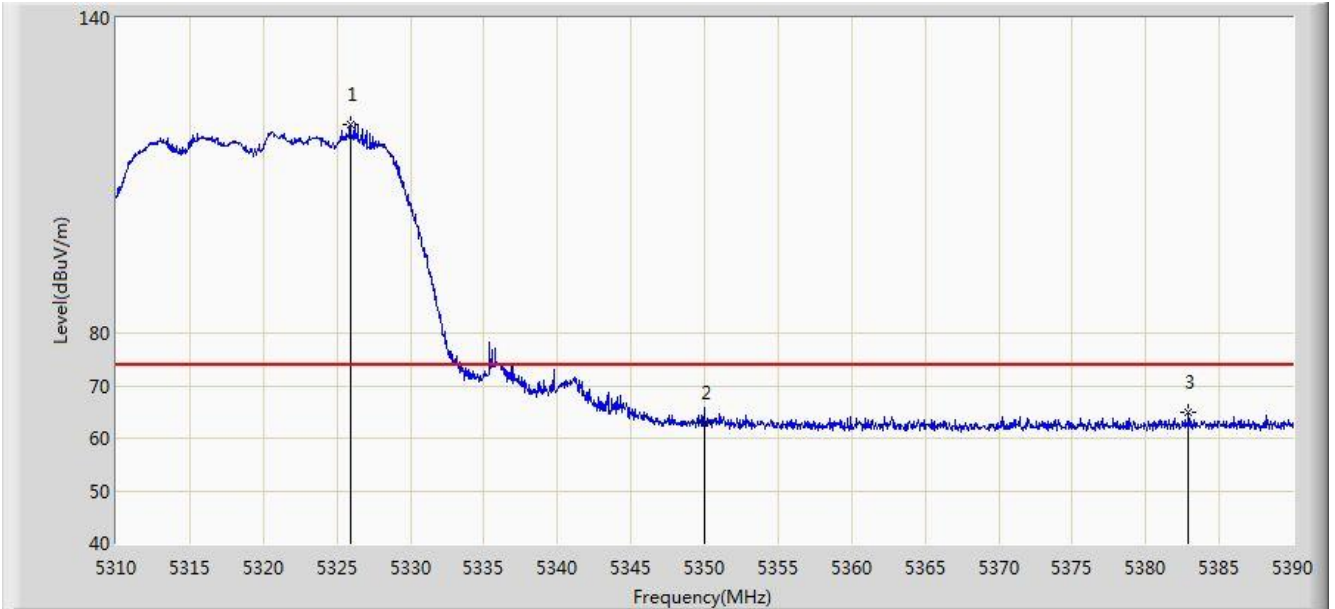
Note: Measure Level (dB $\mu$ V/m) = Reading Level (dB $\mu$ V) + Factor (dB)

Factor (dB) = Cable Loss (dB) + Antenna Factor (dB/m)





Site: AC1	Time: 2020/03/16 - 18:46
Limit: FCC_Part15.209_RE(3m)	Engineer: Kevin Ker
Probe: BBHA 9120D_1-18GHz	Polarity: Vertical
EUT: ACCESS POINT	Power: By PoE
Test Mode: Transmit by 802.11ac-VHT20 at Channel 5320MHz	



No	Flag	Mark	Frequency (MHz)	Measure Level (dBuV/m)	Reading Level (dBuV)	Margin (dB)	Limit (dBuV/m)	Factor	Type
1		*	5325.920	119.784	116.025	N/A	N/A	3.759	PK
2			5350.000	62.986	59.212	-11.014	74.000	3.774	PK
3			5382.920	64.819	61.024	-9.181	74.000	3.796	PK

Note: Measure Level (dBμV/m) = Reading Level (dBμV) + Factor (dB)

Factor (dB) = Cable Loss (dB) + Antenna Factor (dB/m)



Site: AC1	Time: 2020/03/16 - 18:48
Limit: FCC_Part15.209_RE(3m)	Engineer: Kevin Ker
Probe: BBHA 9120D_1-18GHz	Polarity: Vertical
EUT: ACCESS POINT	Power: By PoE
Test Mode: Transmit by 802.11ac-VHT20 at Channel 5320MHz	



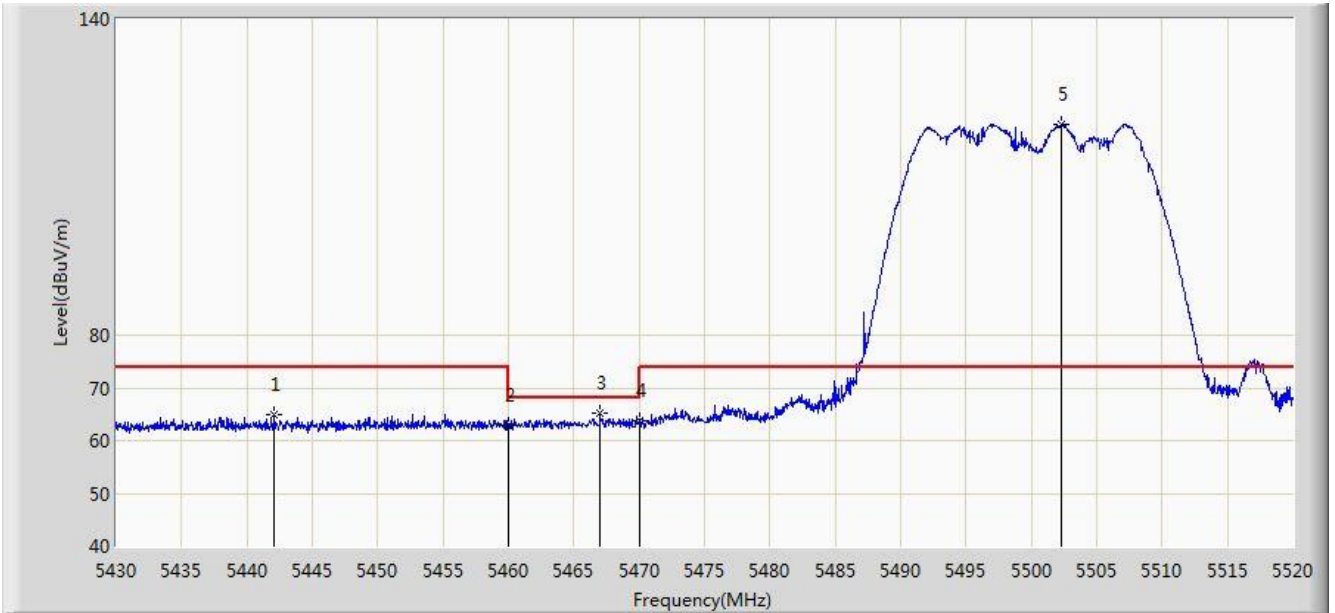
No	Flag	Mark	Frequency (MHz)	Measure Level (dBuV/m)	Reading Level (dBuV)	Margin (dB)	Limit (dBuV/m)	Factor	Type
1		*	5320.920	107.322	103.566	N/A	N/A	3.757	AV
2			5350.000	50.691	46.917	-3.309	54.000	3.774	AV

Note: Measure Level (dBμV/m) = Reading Level (dBμV) + Factor (dB)

Factor (dB) = Cable Loss (dB) + Antenna Factor (dB/m)



Site: AC1	Time: 2020/03/16 - 18:49
Limit: FCC_Part15.209_RE(3m)	Engineer: Kevin Ker
Probe: BBHA 9120D_1-18GHz	Polarity: Horizontal
EUT: ACCESS POINT	Power: By PoE
Test Mode: Transmit by 802.11ac-VHT20 at Channel 5500MHz	



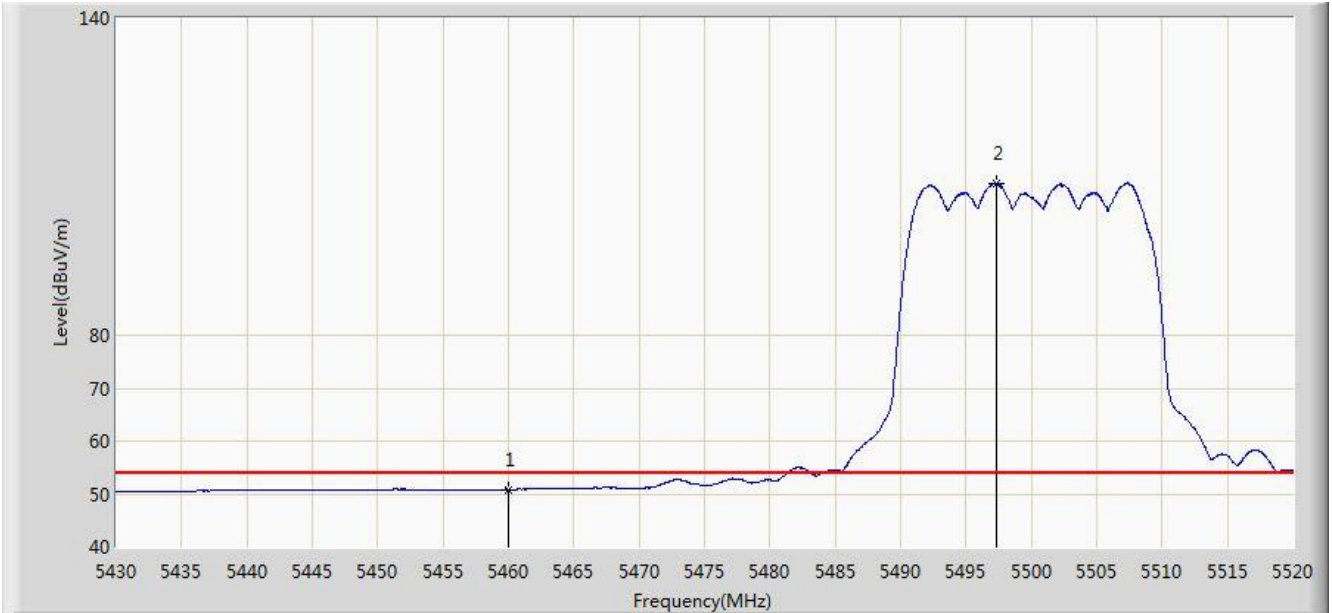
No	Flag	Mark	Frequency (MHz)	Measure Level (dBuV/m)	Reading Level (dBuV)	Margin (dB)	Limit (dBuV/m)	Factor	Type
1			5442.105	65.009	61.177	-8.991	74.000	3.832	PK
2			5460.000	62.833	58.989	-11.167	74.000	3.844	PK
3			5466.990	65.187	61.338	-3.013	68.200	3.848	PK
4			5470.000	63.865	60.014	-4.335	68.200	3.850	PK
5		*	5502.315	120.052	116.167	N/A	N/A	3.885	PK

Note: Measure Level (dBμV/m) = Reading Level (dBμV) + Factor (dB)

Factor (dB) = Cable Loss (dB) + Antenna Factor (dB/m)



Site: AC1	Time: 2020/03/16 - 18:50
Limit: FCC_Part15.209_RE(3m)	Engineer: Kevin Ker
Probe: BBHA 9120D_1-18GHz	Polarity: Horizontal
EUT: ACCESS POINT	Power: By PoE
Test Mode: Transmit by 802.11ac-VHT20 at Channel 5500MHz	

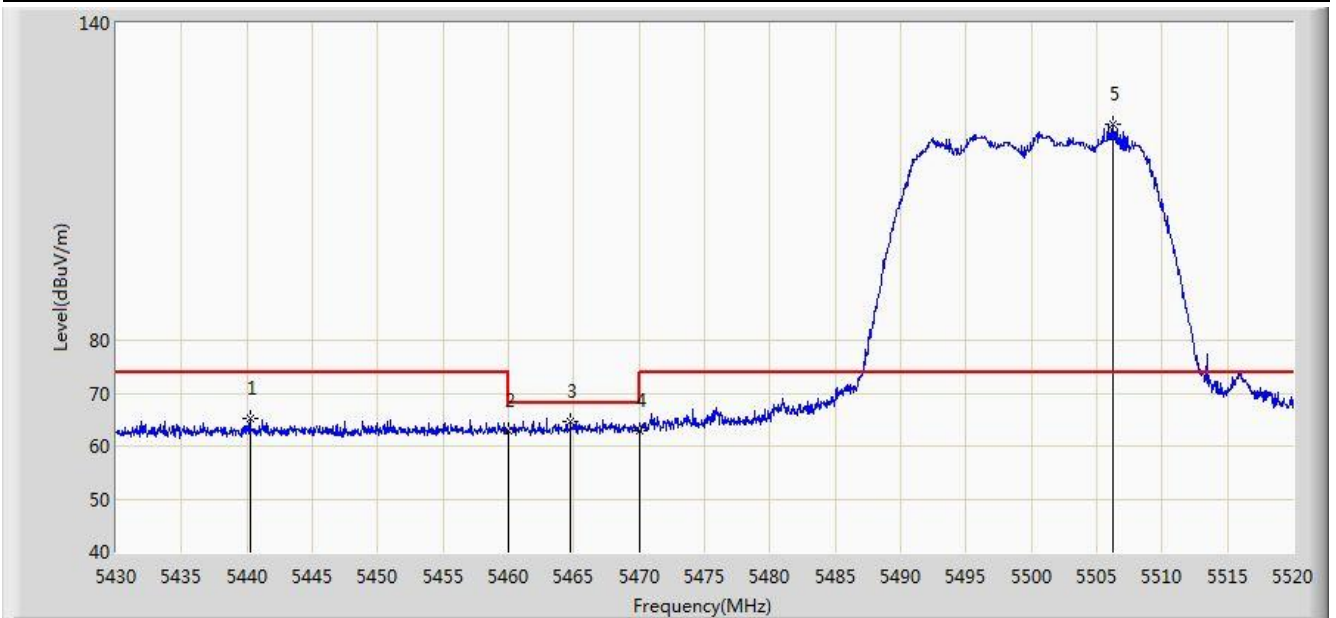


No	Flag	Mark	Frequency (MHz)	Measure Level (dBuV/m)	Reading Level (dBuV)	Margin (dB)	Limit (dBuV/m)	Factor	Type
1			5460.000	50.740	46.896	-3.260	54.000	3.844	AV
2	X	*	5497.275	108.808	104.930	N/A	N/A	3.877	AV

Note: Measure Level (dBμV/m) = Reading Level (dBμV) + Factor (dB)

Factor (dB) = Cable Loss (dB) + Antenna Factor (dB/m)

Site: AC1	Time: 2020/03/16 - 18:51
Limit: FCC_Part15.209_RE(3m)	Engineer: Kevin Ker
Probe: BBHA 9120D_1-18GHz	Polarity: Vertical
EUT: ACCESS POINT	Power: By PoE
Test Mode: Transmit by 802.11ac-VHT20 at Channel 5500MHz	



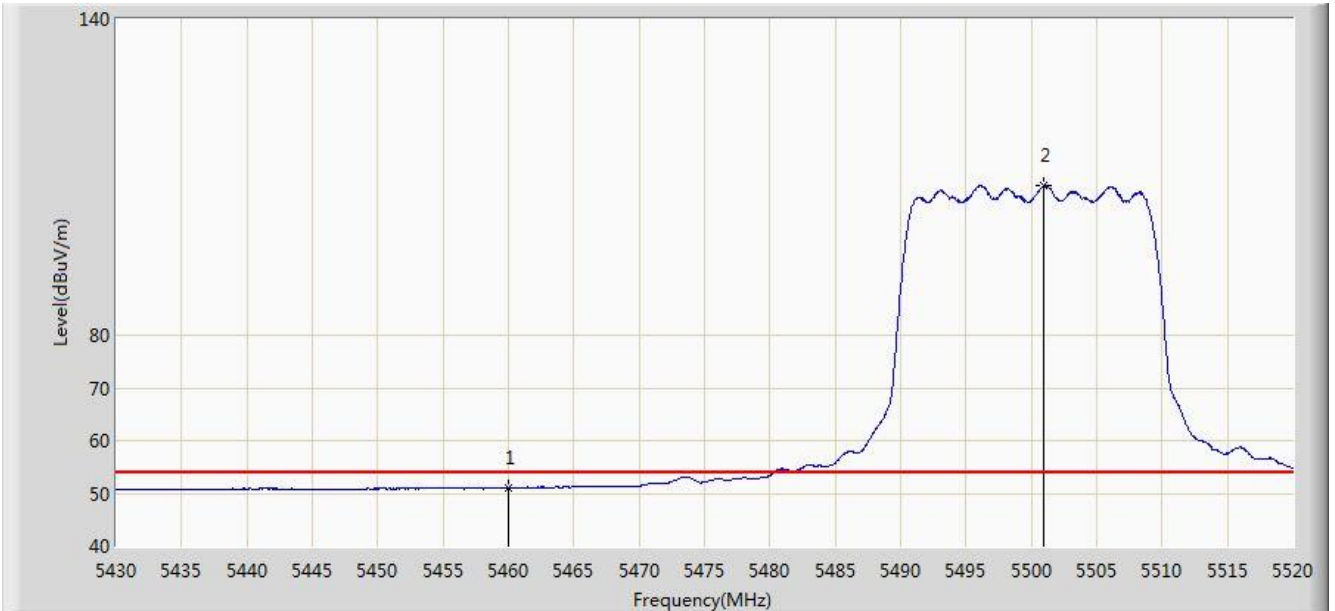
No	Flag	Mark	Frequency (MHz)	Measure Level (dBuV/m)	Reading Level (dBuV)	Margin (dB)	Limit (dBuV/m)	Factor	Type
1			5440.215	65.237	61.406	-8.763	74.000	3.832	PK
2			5460.000	62.834	58.990	-11.166	74.000	3.844	PK
3			5464.740	64.695	60.848	-3.505	68.200	3.847	PK
4			5470.000	62.966	59.115	-5.234	68.200	3.850	PK
5		*	5506.275	120.925	117.031	N/A	N/A	3.895	PK

Note: Measure Level (dBμV/m) = Reading Level (dBμV) + Factor (dB)

Factor (dB) = Cable Loss (dB) + Antenna Factor (dB/m)



Site: AC1	Time: 2020/03/16 - 18:52
Limit: FCC_Part15.209_RE(3m)	Engineer: Kevin Ker
Probe: BBHA 9120D_1-18GHz	Polarity: Vertical
EUT: ACCESS POINT	Power: By PoE
Test Mode: Transmit by 802.11ac-VHT20 at Channel 5500MHz	



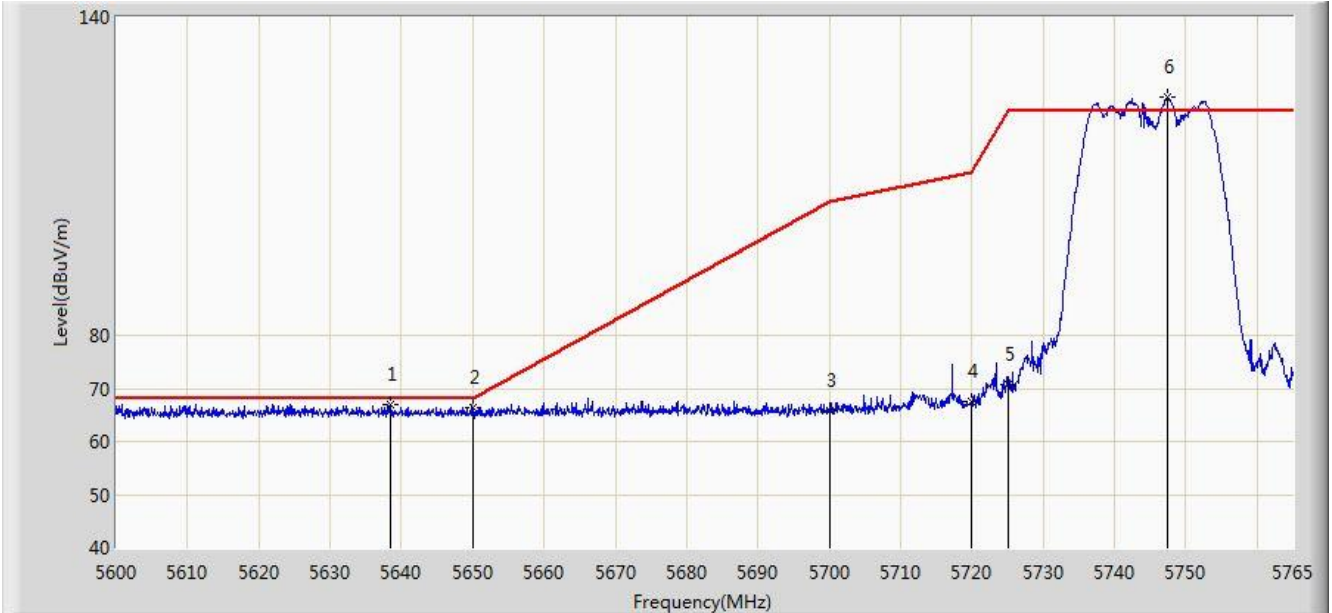
No	Flag	Mark	Frequency (MHz)	Measure Level (dBuV/m)	Reading Level (dBuV)	Margin (dB)	Limit (dBuV/m)	Factor	Type
1			5460.000	50.958	47.114	-3.042	54.000	3.844	AV
2	X	*	5500.920	108.268	104.385	N/A	N/A	3.883	AV

Note: Measure Level (dBμV/m) = Reading Level (dBμV) + Factor (dB)

Factor (dB) = Cable Loss (dB) + Antenna Factor (dB/m)



Site: AC1	Time: 2020/03/16 - 17:00
Limit: FCC_Part15.407_RE(3m)	Engineer: Kevin Ker
Probe: BBHA 9120D_1-18GHz	Polarity: Horizontal
EUT: ACCESS POINT	Power: By PoE
Test Mode: Transmit by 802.11ac-VHT20 at Channel 5745MHz	



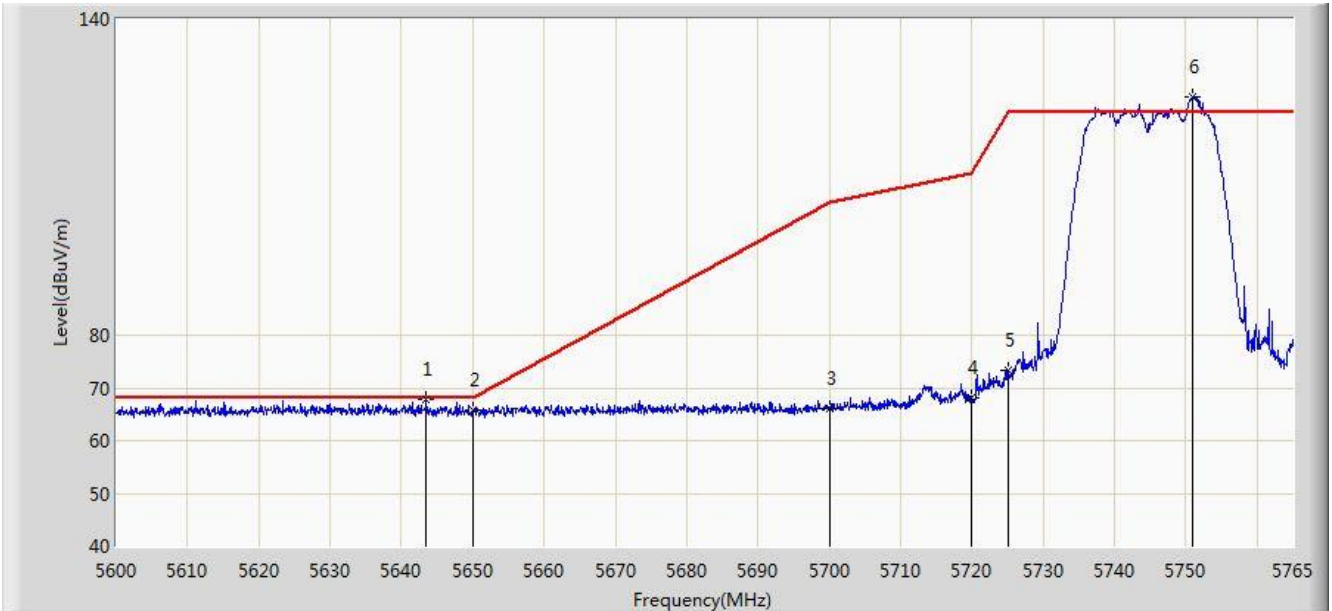
No	Flag	Mark	Frequency (MHz)	Measure Level (dBuV/m)	Reading Level (dBuV)	Margin (dB)	Limit (dBuV/m)	Factor	Type
1			5638.362	66.922	62.520	-1.278	68.200	4.402	PK
2			5650.000	66.395	61.949	-1.805	68.200	4.446	PK
3			5700.000	65.656	61.018	-39.544	105.200	4.638	PK
4			5720.000	67.595	62.880	-43.205	110.800	4.715	PK
5			5725.000	70.662	65.928	-51.538	122.200	4.734	PK
6		*	5747.428	124.839	120.019	N/A	N/A	4.820	PK

Note: Measure Level (dBμV/m) = Reading Level (dBμV) + Factor (dB)

Factor (dB) = Cable Loss (dB) + Antenna Factor (dB/m)



Site: AC1	Time: 2020/03/16 - 17:06
Limit: FCC_Part15.407_RE(3m)	Engineer: Kevin Ker
Probe: BBHA 9120D_1-18GHz	Polarity: Vertical
EUT: ACCESS POINT	Power: By PoE
Test Mode: Transmit by 802.11ac-VHT20 at Channel 5745MHz	



No	Flag	Mark	Frequency (MHz)	Measure Level (dBuV/m)	Reading Level (dBuV)	Margin (dB)	Limit (dBuV/m)	Factor	Type
1			5643.478	67.787	63.366	-0.413	68.200	4.421	PK
2			5650.000	65.720	61.274	-2.480	68.200	4.446	PK
3			5700.000	66.154	61.516	-39.046	105.200	4.638	PK
4			5720.000	67.992	63.277	-42.808	110.800	4.715	PK
5			5725.000	73.312	68.578	-48.888	122.200	4.734	PK
6		*	5750.975	125.332	120.499	N/A	N/A	4.833	PK

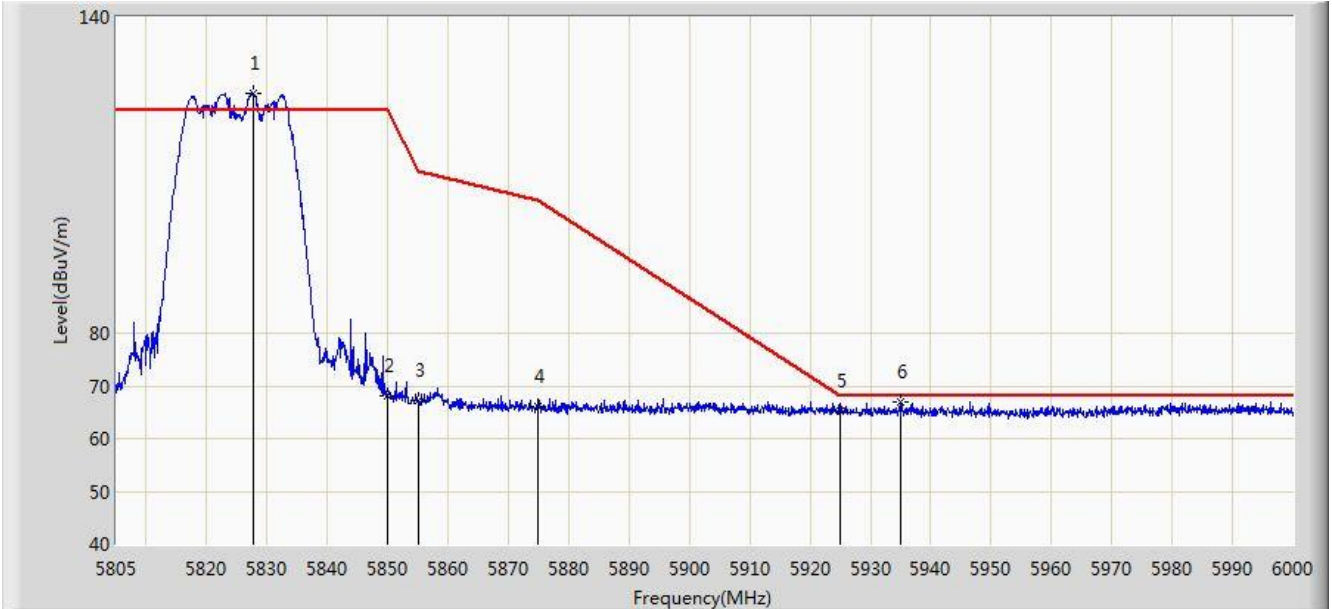
Note: Measure Level (dBμV/m) = Reading Level (dBμV) + Factor (dB)

Factor (dB) = Cable Loss (dB) + Antenna Factor (dB/m)





Site: AC1	Time: 2020/03/16 - 17:16
Limit: FCC_Part15.407_RE(3m)	Engineer: Kevin Ker
Probe: BBHA 9120D_1-18GHz	Polarity: Horizontal
EUT: ACCESS POINT	Power: By PoE
Test Mode: Transmit by 802.11ac-VHT20 at Channel 5825MHz	



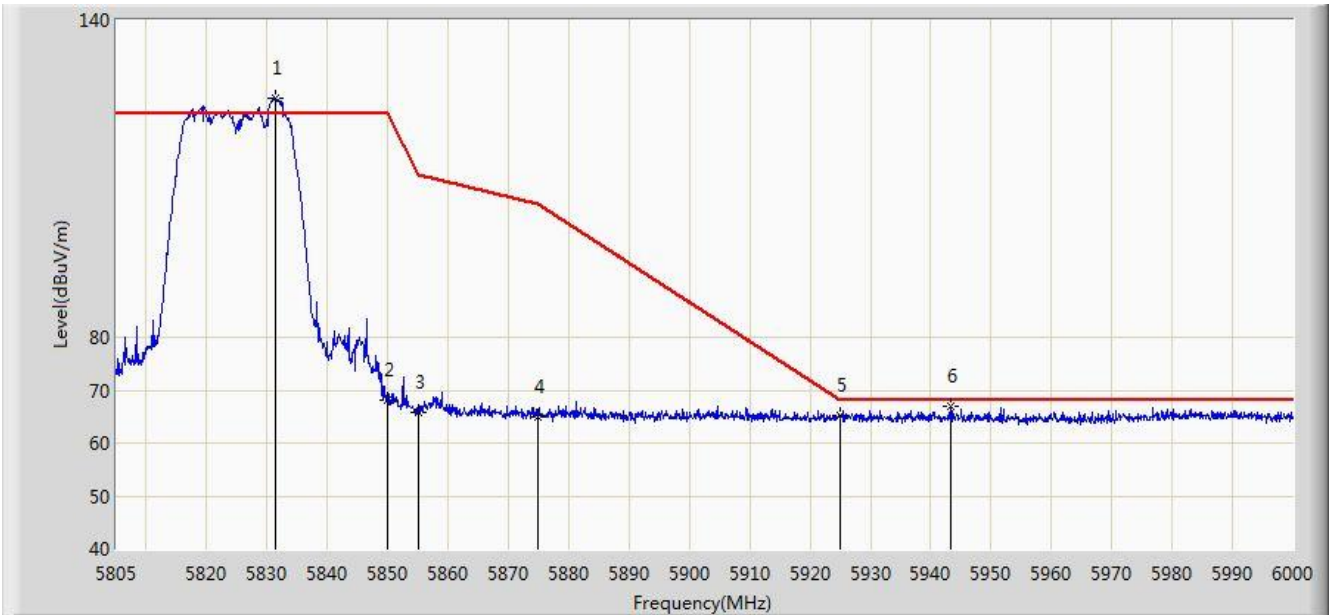
No	Flag	Mark	Frequency (MHz)	Measure Level (dBuV/m)	Reading Level (dBuV)	Margin (dB)	Limit (dBuV/m)	Factor	Type
1		*	5827.620	125.589	120.461	N/A	N/A	5.128	PK
2			5850.000	68.072	62.858	-54.128	122.200	5.214	PK
3			5855.000	67.388	62.155	-43.412	110.800	5.233	PK
4			5875.000	66.206	60.896	-38.994	105.200	5.310	PK
5			5925.000	65.219	59.717	-2.981	68.200	5.502	PK
6			5934.967	66.880	61.340	-1.320	68.200	5.541	PK

Note: Measure Level (dBμV/m) = Reading Level (dBμV) + Factor (dB)

Factor (dB) = Cable Loss (dB) + Antenna Factor (dB/m)



Site: AC1	Time: 2020/03/16 - 17:29
Limit: FCC_Part15.407_RE(3m)	Engineer: Kevin Ker
Probe: BBHA 9120D_1-18GHz	Polarity: Vertical
EUT: ACCESS POINT	Power: By PoE
Test Mode: Transmit by 802.11ac-VHT20 at Channel 5825MHz	



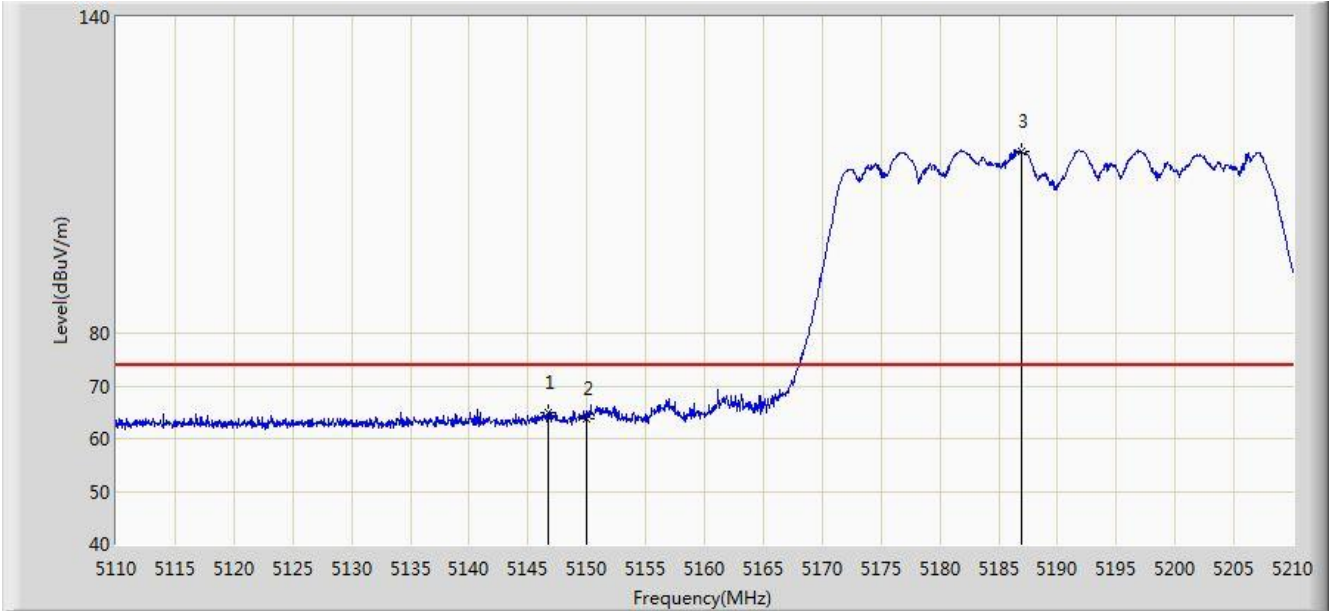
No	Flag	Mark	Frequency (MHz)	Measure Level (dBuV/m)	Reading Level (dBuV)	Margin (dB)	Limit (dBuV/m)	Factor	Type
1		*	5831.325	125.330	120.188	N/A	N/A	5.142	PK
2			5850.000	68.083	62.869	-54.117	122.200	5.214	PK
3			5855.000	65.782	60.549	-45.018	110.800	5.233	PK
4			5875.000	65.066	59.756	-40.134	105.200	5.310	PK
5			5925.000	65.157	59.655	-3.043	68.200	5.502	PK
6			5943.255	67.012	61.440	-1.188	68.200	5.573	PK

Note: Measure Level (dBμV/m) = Reading Level (dBμV) + Factor (dB)

Factor (dB) = Cable Loss (dB) + Antenna Factor (dB/m)



Site: AC1	Time: 2020/03/16 - 17:59
Limit: FCC_Part15.209_RE(3m)	Engineer: Kevin Ker
Probe: BBHA 9120D_1-18GHz	Polarity: Horizontal
EUT: ACCESS POINT	Power: By PoE
Test Mode: Transmit by 802.11ac-VHT40 at Channel 5190MHz	



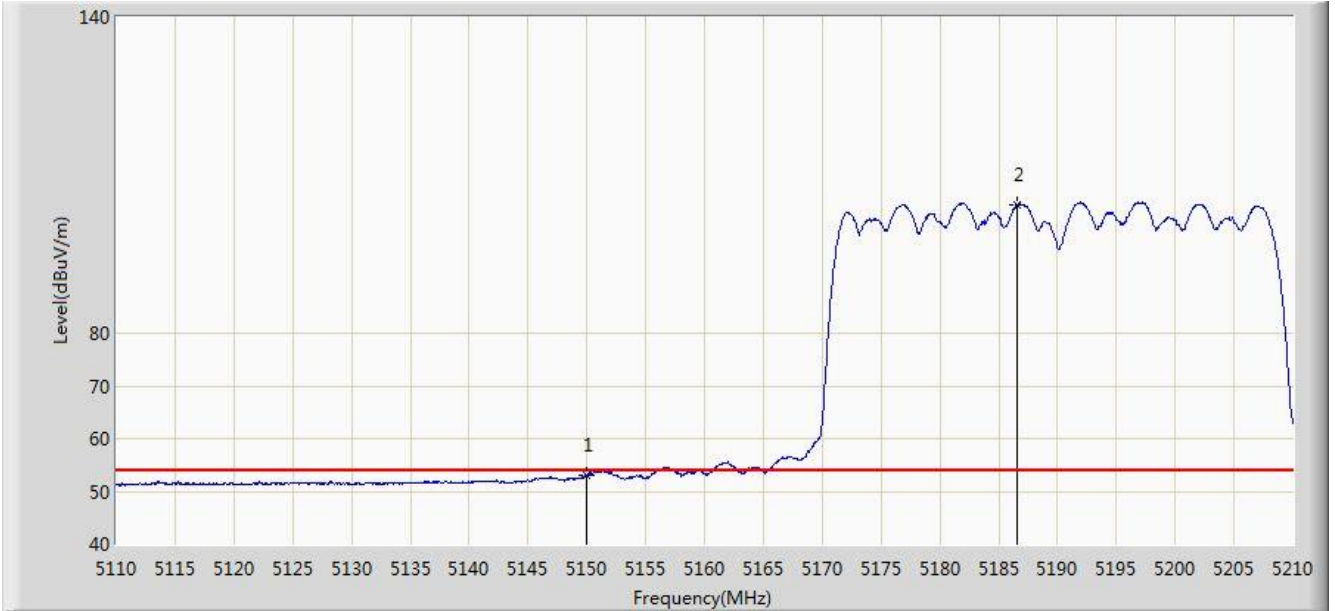
No	Flag	Mark	Frequency (MHz)	Measure Level (dBuV/m)	Reading Level (dBuV)	Margin (dB)	Limit (dBuV/m)	Factor	Type
1			5146.750	65.057	61.413	-8.943	74.000	3.644	PK
2			5150.000	63.831	60.185	-10.169	74.000	3.646	PK
3		*	5186.950	114.562	110.892	N/A	N/A	3.669	PK

Note: Measure Level (dBμV/m) = Reading Level (dBμV) + Factor (dB)

Factor (dB) = Cable Loss (dB) + Antenna Factor (dB/m)



Site: AC1	Time: 2020/03/16 - 18:01
Limit: FCC_Part15.209_RE(3m)	Engineer: Kevin Ker
Probe: BBHA 9120D_1-18GHz	Polarity: Horizontal
EUT: ACCESS POINT	Power: By PoE
Test Mode: Transmit by 802.11ac-VHT40 at Channel 5190MHz	



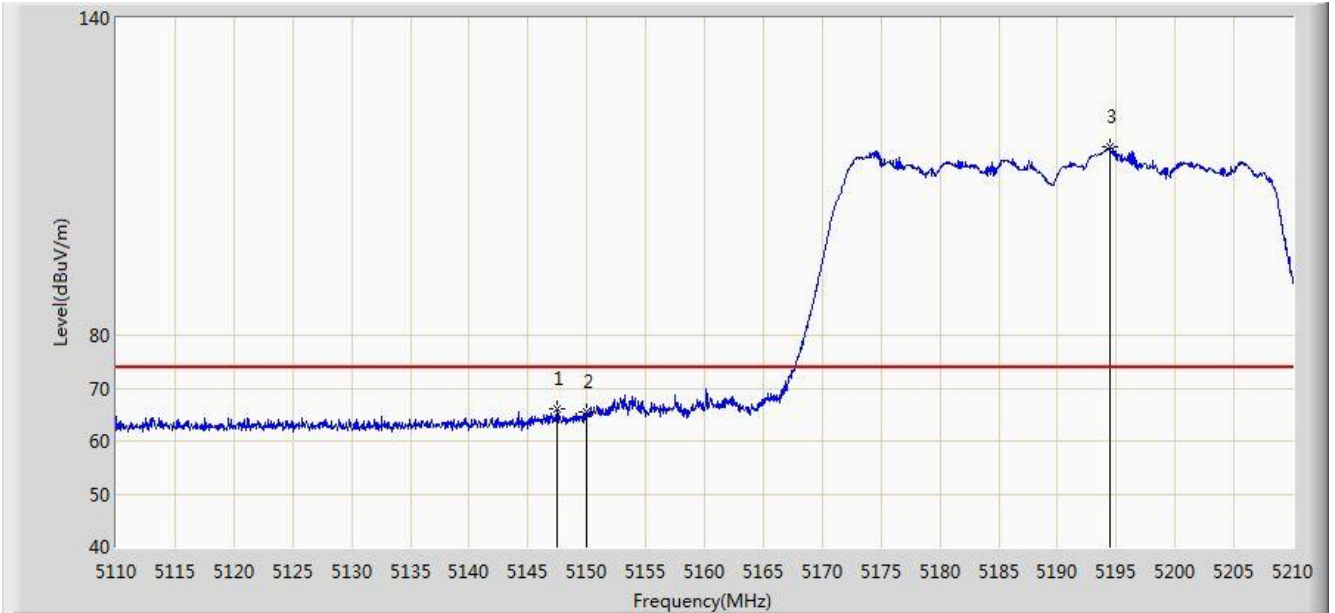
No	Flag	Mark	Frequency (MHz)	Measure Level (dBuV/m)	Reading Level (dBuV)	Margin (dB)	Limit (dBuV/m)	Factor	Type
1			5150.000	52.979	49.333	-1.021	54.000	3.646	AV
2		*	5186.600	104.442	100.773	N/A	N/A	3.669	AV

Note: Measure Level (dBμV/m) = Reading Level (dBμV) + Factor (dB)

Factor (dB) = Cable Loss (dB) + Antenna Factor (dB/m)



Site: AC1	Time: 2020/03/16 - 17:58
Limit: FCC_Part15.209_RE(3m)	Engineer: Kevin Ker
Probe: BBHA 9120D_1-18GHz	Polarity: Vertical
EUT: ACCESS POINT	Power: By PoE
Test Mode: Transmit by 802.11ac-VHT40 at Channel 5190MHz	



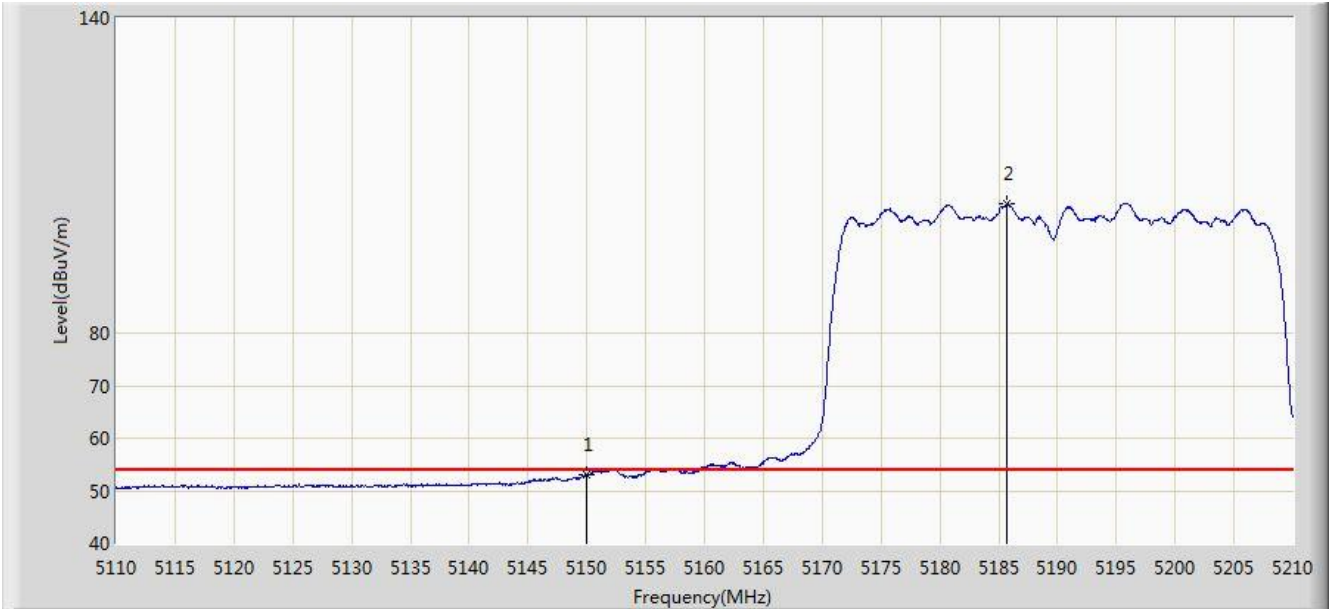
No	Flag	Mark	Frequency (MHz)	Measure Level (dBuV/m)	Reading Level (dBuV)	Margin (dB)	Limit (dBuV/m)	Factor	Type
1			5147.450	66.125	62.480	-7.875	74.000	3.645	PK
2			5150.000	65.395	61.749	-8.605	74.000	3.646	PK
3		*	5194.400	115.627	111.953	N/A	N/A	3.675	PK

Note: Measure Level (dBμV/m) = Reading Level (dBμV) + Factor (dB)

Factor (dB) = Cable Loss (dB) + Antenna Factor (dB/m)



Site: AC1	Time: 2020/03/16 - 17:58
Limit: FCC_Part15.209_RE(3m)	Engineer: Kevin Ker
Probe: BBHA 9120D_1-18GHz	Polarity: Vertical
EUT: ACCESS POINT	Power: By PoE
Test Mode: Transmit by 802.11ac-VHT40 at Channel 5190MHz	



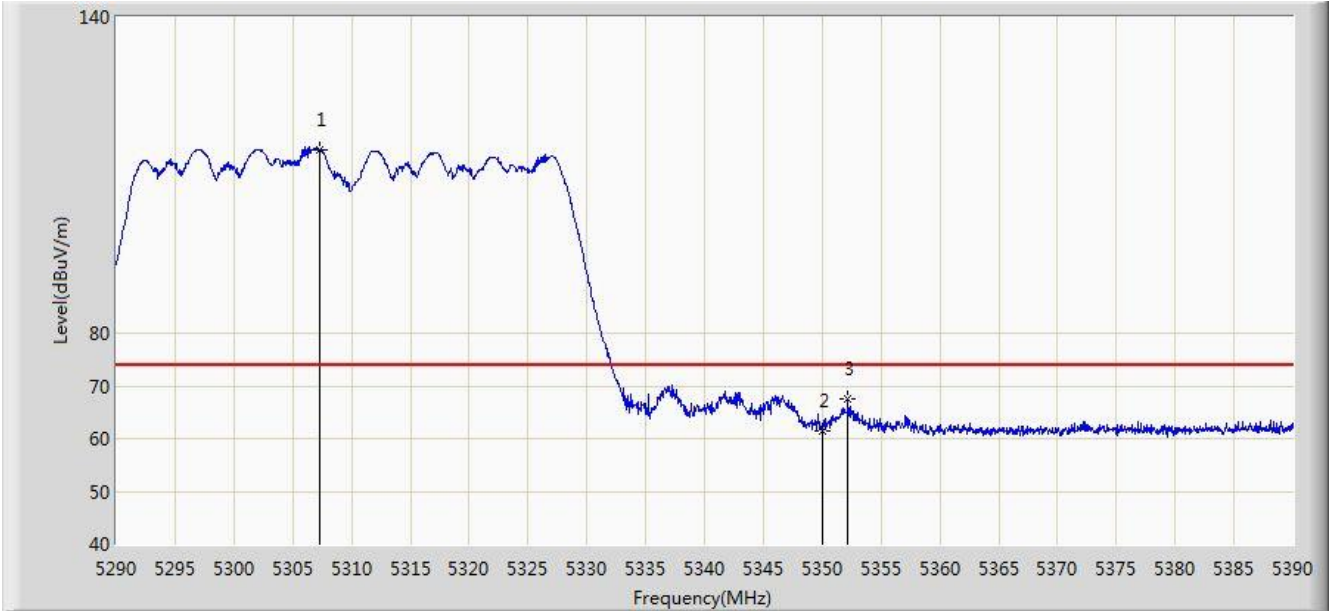
No	Flag	Mark	Frequency (MHz)	Measure Level (dBuV/m)	Reading Level (dBuV)	Margin (dB)	Limit (dBuV/m)	Factor	Type
1			5150.000	53.120	81.464	-0.880	54.000	-28.344	AV
2		*	5185.750	104.542	132.884	N/A	N/A	-28.343	AV

Note: Measure Level (dBμV/m) = Reading Level (dBμV) + Factor (dB)

Factor (dB) = Cable Loss (dB) + Antenna Factor (dB/m)



Site: AC1	Time: 2020/03/16 - 19:03
Limit: FCC_Part15.209_RE(3m)	Engineer: Kevin Ker
Probe: BBHA 9120D_1-18GHz	Polarity: Horizontal
EUT: ACCESS POINT	Power: By PoE
Test Mode: Transmit by 802.11ac-VHT40 at Channel 5310MHz	



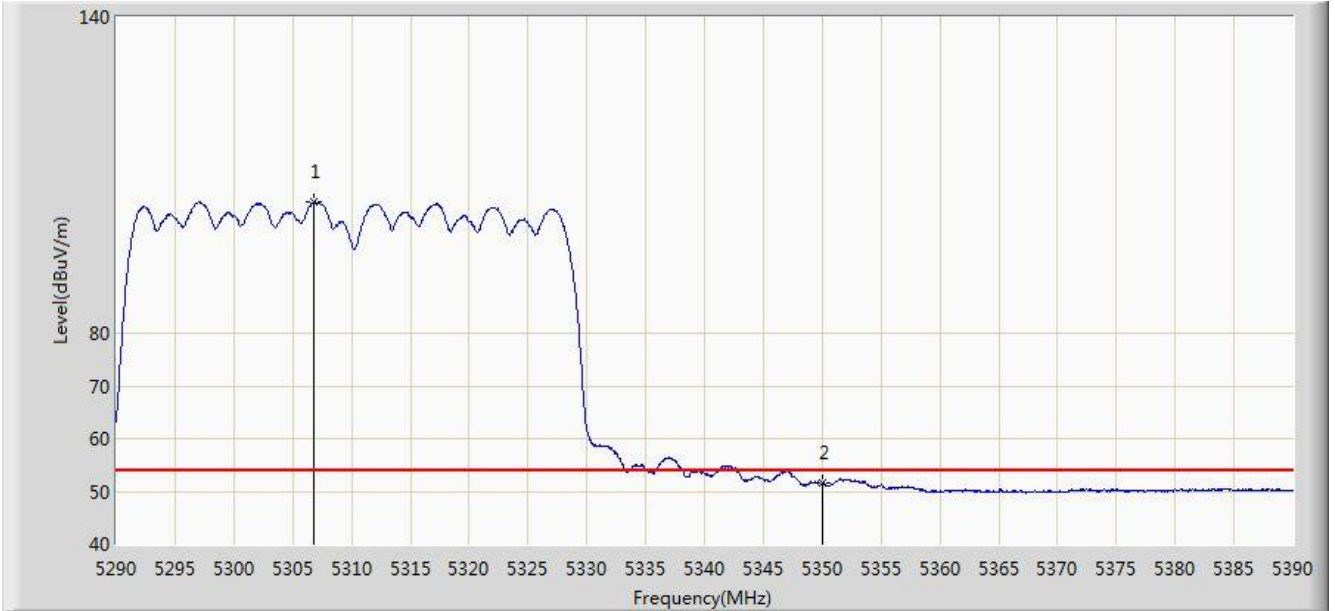
No	Flag	Mark	Frequency (MHz)	Measure Level (dBuV/m)	Reading Level (dBuV)	Margin (dB)	Limit (dBuV/m)	Factor	Type
1		*	5307.350	114.822	111.075	N/A	N/A	3.747	PK
2			5350.000	61.515	57.741	-12.485	74.000	3.774	PK
3			5352.200	67.465	63.690	-6.535	74.000	3.775	PK

Note: Measure Level (dBμV/m) = Reading Level (dBμV) + Factor (dB)

Factor (dB) = Cable Loss (dB) + Antenna Factor (dB/m)



Site: AC1	Time: 2020/03/16 - 19:04
Limit: FCC_Part15.209_RE(3m)	Engineer: Kevin Ker
Probe: BBHA 9120D_1-18GHz	Polarity: Horizontal
EUT: ACCESS POINT	Power: By PoE
Test Mode: Transmit by 802.11ac-VHT40 at Channel 5310MHz	



No	Flag	Mark	Frequency (MHz)	Measure Level (dBuV/m)	Reading Level (dBuV)	Margin (dB)	Limit (dBuV/m)	Factor	Type
1		*	5306.800	104.792	101.046	N/A	N/A	3.746	AV
2			5350.000	51.612	47.838	-2.388	54.000	3.774	AV

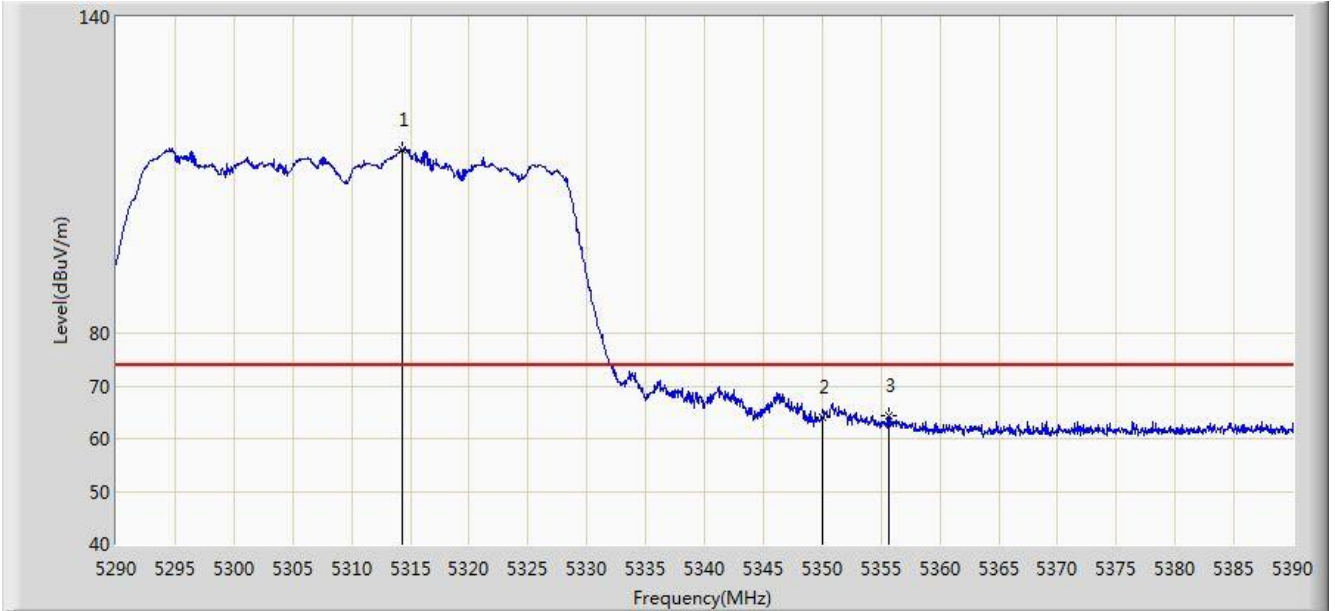
Note: Measure Level (dBμV/m) = Reading Level (dBμV) + Factor (dB)

Factor (dB) = Cable Loss (dB) + Antenna Factor (dB/m)





Site: AC1	Time: 2020/03/16 - 19:05
Limit: FCC_Part15.209_RE(3m)	Engineer: Kevin Ker
Probe: BBHA 9120D_1-18GHz	Polarity: Vertical
EUT: ACCESS POINT	Power: By PoE
Test Mode: Transmit by 802.11ac-VHT40 at Channel 5310MHz	



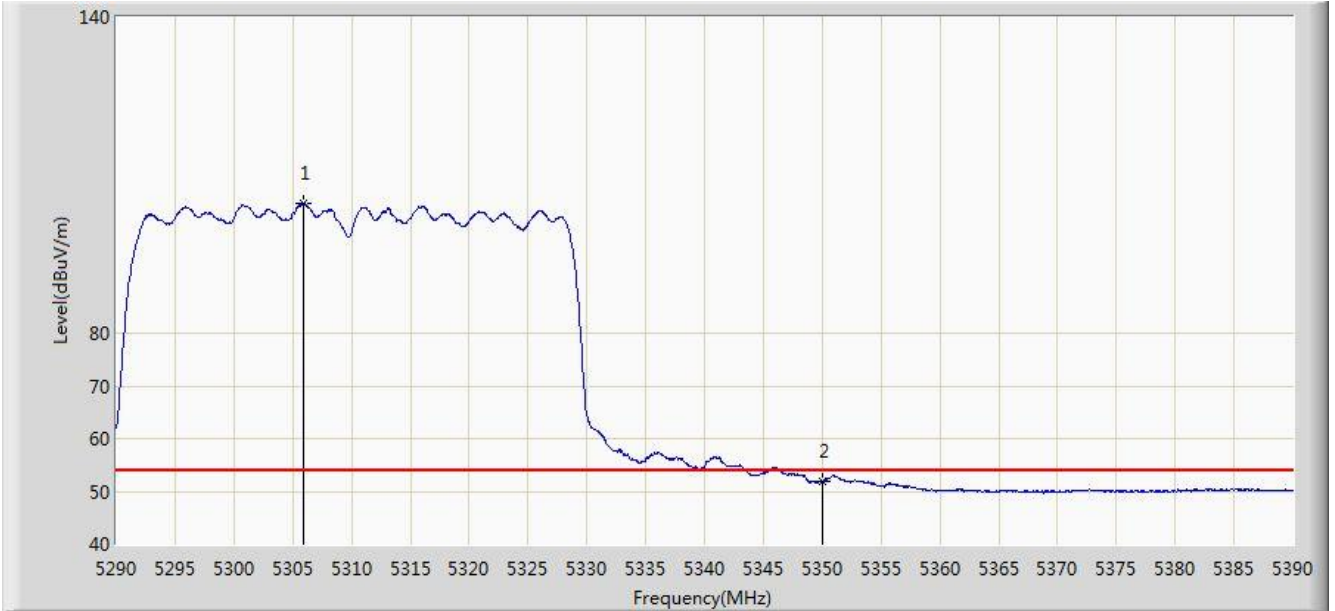
No	Flag	Mark	Frequency (MHz)	Measure Level (dBuV/m)	Reading Level (dBuV)	Margin (dB)	Limit (dBuV/m)	Factor	Type
1		*	5314.250	114.822	111.071	N/A	N/A	3.752	PK
2			5350.000	63.970	60.196	-10.030	74.000	3.774	PK
3			5355.700	64.258	60.481	-9.742	74.000	3.777	PK

Note: Measure Level (dBμV/m) = Reading Level (dBμV) + Factor (dB)

Factor (dB) = Cable Loss (dB) + Antenna Factor (dB/m)



Site: AC1	Time: 2020/03/16 - 19:02
Limit: FCC_Part15.209_RE(3m)	Engineer: Kevin Ker
Probe: BBHA 9120D_1-18GHz	Polarity: Vertical
EUT: ACCESS POINT	Power: By PoE
Test Mode: Transmit by 802.11ac-VHT40 at Channel 5310MHz	

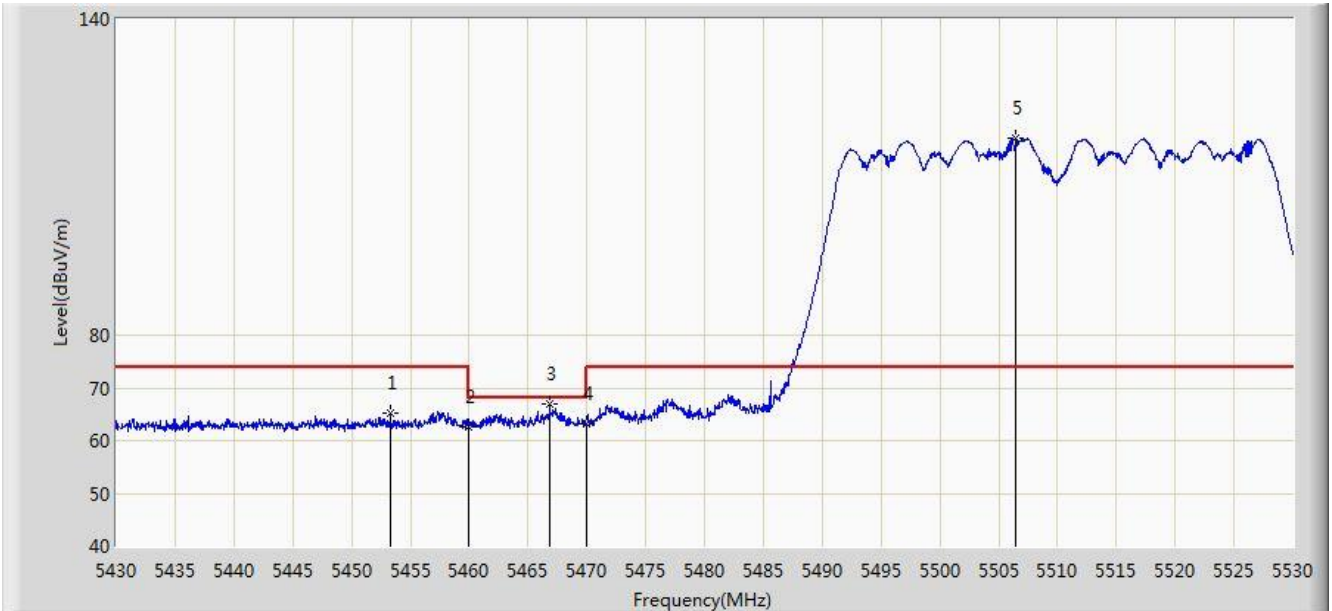


No	Flag	Mark	Frequency (MHz)	Measure Level (dBuV/m)	Reading Level (dBuV)	Margin (dB)	Limit (dBuV/m)	Factor	Type
1		*	5305.950	104.510	100.764	N/A	N/A	3.746	AV
2			5350.000	51.989	48.215	-2.011	54.000	3.774	AV

Note: Measure Level (dBμV/m) = Reading Level (dBμV) + Factor (dB)

Factor (dB) = Cable Loss (dB) + Antenna Factor (dB/m)

Site: AC1	Time: 2020/03/16 - 19:16
Limit: FCC_Part15.209_RE(3m)	Engineer: Kevin Ker
Probe: BBHA 9120D_1-18GHz	Polarity: Horizontal
EUT: ACCESS POINT	Power: By PoE
Test Mode: Transmit by 802.11ac-VHT40 at Channel 5510MHz	



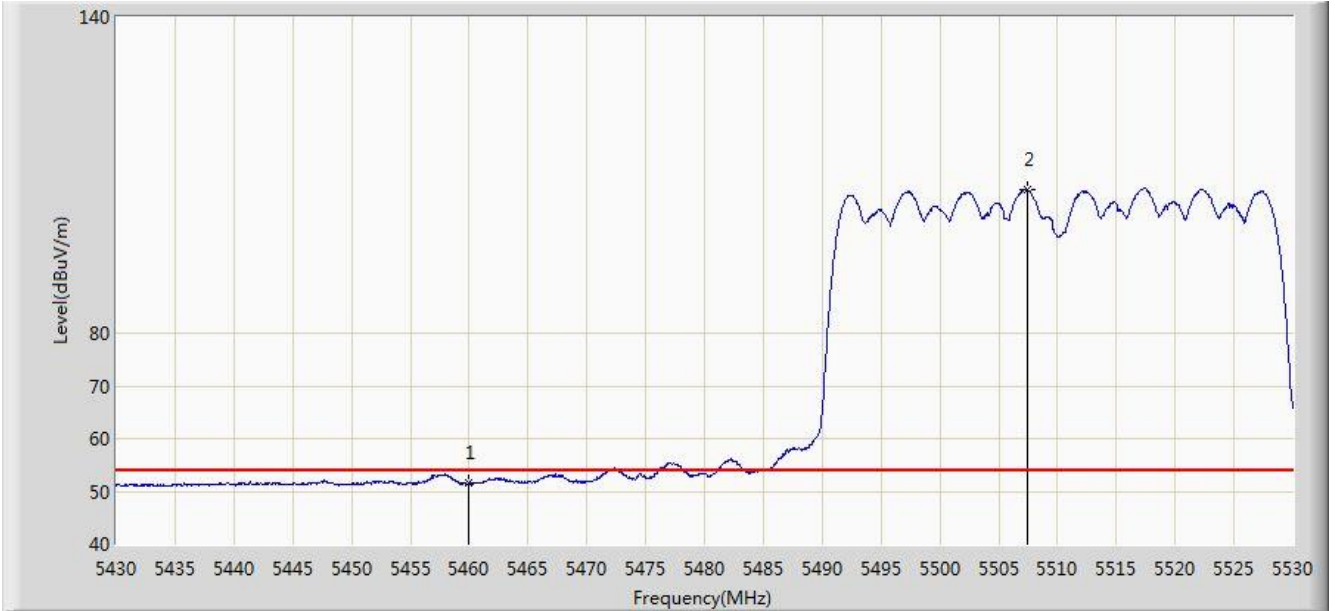
No	Flag	Mark	Frequency (MHz)	Measure Level (dBuV/m)	Reading Level (dBuV)	Margin (dB)	Limit (dBuV/m)	Factor	Type
1			5453.300	65.181	61.341	-8.819	74.000	3.840	PK
2			5460.000	62.621	58.777	-11.379	74.000	3.844	PK
3			5466.850	66.881	63.033	-1.319	68.200	3.848	PK
4			5470.000	63.200	59.349	-5.000	68.200	3.850	PK
5		*	5506.450	117.355	113.460	N/A	N/A	3.896	PK

Note: Measure Level (dBμV/m) = Reading Level (dBμV) + Factor (dB)

Factor (dB) = Cable Loss (dB) + Antenna Factor (dB/m)



Site: AC1	Time: 2020/03/16 - 19:15
Limit: FCC_Part15.209_RE(3m)	Engineer: Kevin Ker
Probe: BBHA 9120D_1-18GHz	Polarity: Horizontal
EUT: ACCESS POINT	Power: By PoE
Test Mode: Transmit by 802.11ac-VHT40 at Channel 5510MHz	



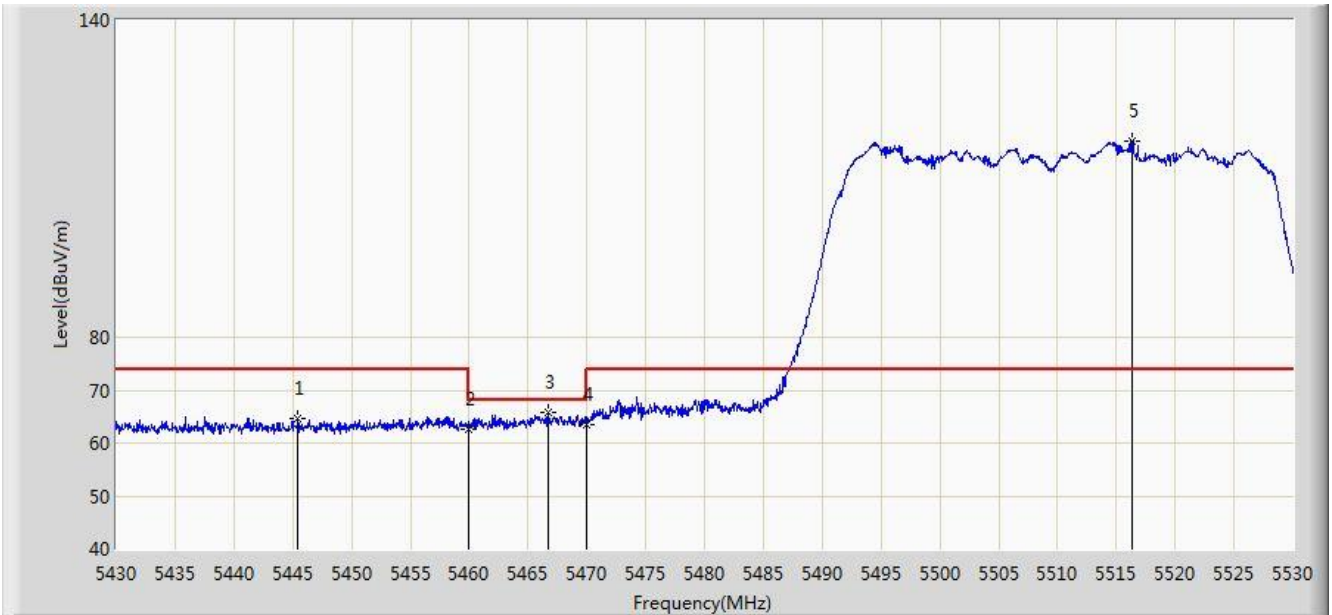
No	Flag	Mark	Frequency (MHz)	Measure Level (dBuV/m)	Reading Level (dBuV)	Margin (dB)	Limit (dBuV/m)	Factor	Type
1			5460.000	51.467	47.623	-2.533	54.000	3.844	AV
2		*	5507.400	107.270	103.371	N/A	N/A	3.898	AV

Note: Measure Level (dBμV/m) = Reading Level (dBμV) + Factor (dB)

Factor (dB) = Cable Loss (dB) + Antenna Factor (dB/m)



Site: AC1	Time: 2020/03/16 - 19:17
Limit: FCC_Part15.209_RE(3m)	Engineer: Kevin Ker
Probe: BBHA 9120D_1-18GHz	Polarity: Vertical
EUT: ACCESS POINT	Power: By PoE
Test Mode: Transmit by 802.11ac-VHT40 at Channel 5510MHz	



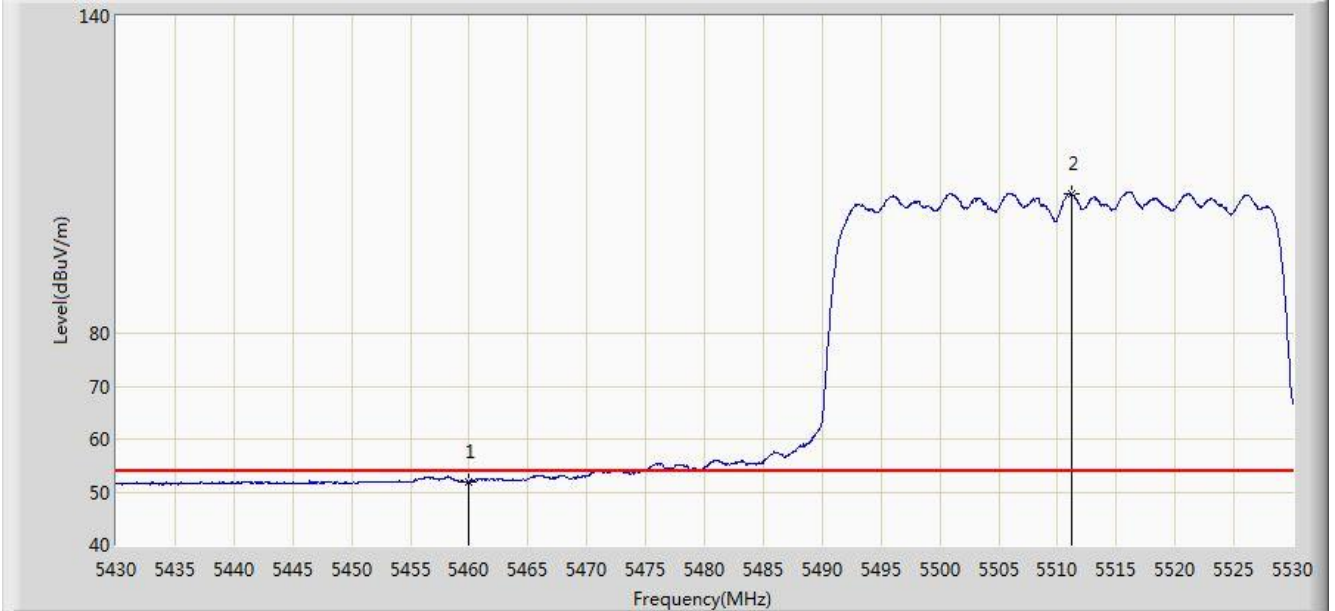
No	Flag	Mark	Frequency (MHz)	Measure Level (dBuV/m)	Reading Level (dBuV)	Margin (dB)	Limit (dBuV/m)	Factor	Type
1			5445.450	64.699	60.865	-9.301	74.000	3.835	PK
2			5460.000	62.714	58.870	-11.286	74.000	3.844	PK
3			5466.700	65.866	62.018	-2.334	68.200	3.849	PK
4			5470.000	63.363	59.512	-4.837	68.200	3.850	PK
5		*	5516.350	117.209	113.276	N/A	N/A	3.933	PK

Note: Measure Level (dBμV/m) = Reading Level (dBμV) + Factor (dB)

Factor (dB) = Cable Loss (dB) + Antenna Factor (dB/m)



Site: AC1	Time: 2020/03/16 - 19:18
Limit: FCC_Part15.209_RE(3m)	Engineer: Kevin Ker
Probe: BBHA 9120D_1-18GHz	Polarity: Vertical
EUT: ACCESS POINT	Power: By PoE
Test Mode: Transmit by 802.11ac-VHT40 at Channel 5510MHz	



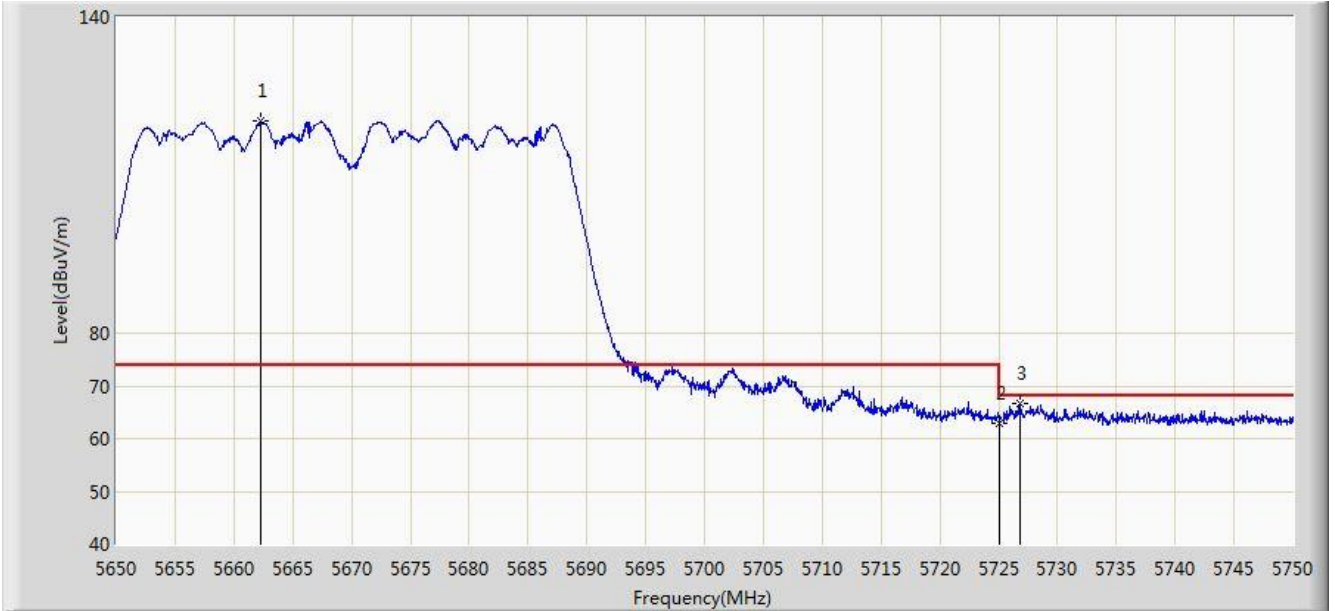
No	Flag	Mark	Frequency (MHz)	Measure Level (dBuV/m)	Reading Level (dBuV)	Margin (dB)	Limit (dBuV/m)	Factor	Type
1			5460.000	51.862	48.018	-2.138	54.000	3.844	AV
2		*	5511.150	106.387	102.474	N/A	N/A	3.913	AV

Note: Measure Level (dBμV/m) = Reading Level (dBμV) + Factor (dB)

Factor (dB) = Cable Loss (dB) + Antenna Factor (dB/m)



Site: AC1	Time: 2020/03/16 - 19:21
Limit: FCC_Part15.209_RE(3m)	Engineer: Kevin Ker
Probe: BBHA 9120D_1-18GHz	Polarity: Horizontal
EUT: ACCESS POINT	Power: By PoE
Test Mode: Transmit by 802.11ac-VHT40 at Channel 5670MHz	



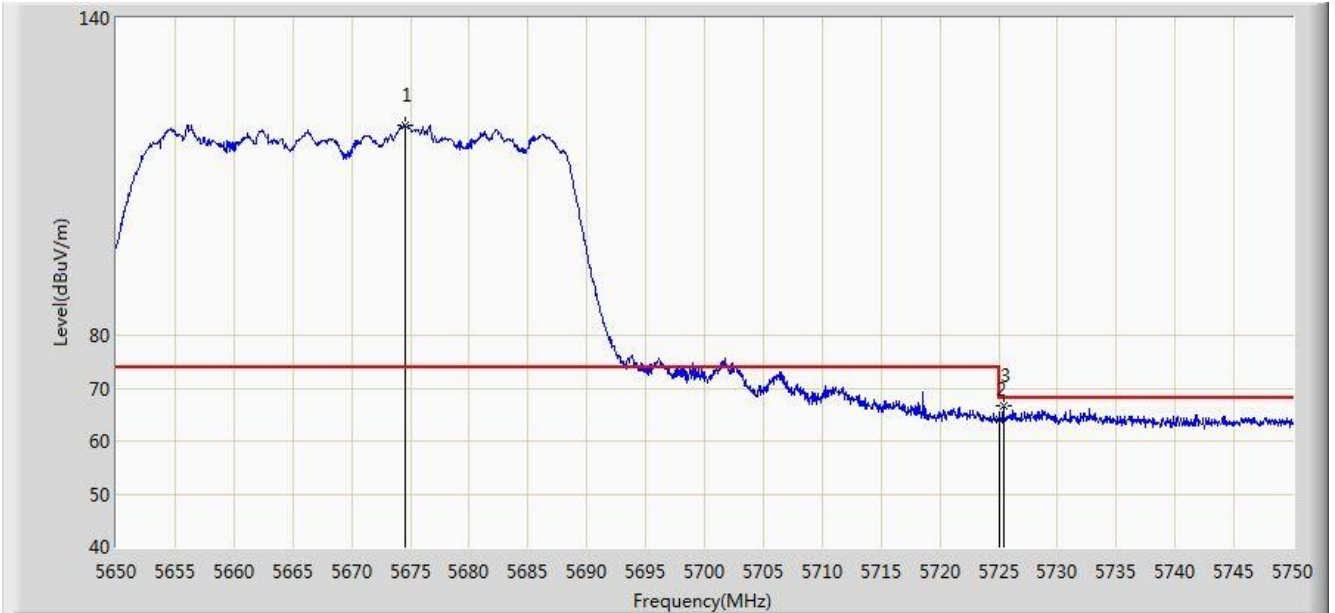
No	Flag	Mark	Frequency (MHz)	Measure Level (dBuV/m)	Reading Level (dBuV)	Margin (dB)	Limit (dBuV/m)	Factor	Type
1		*	5662.300	120.301	115.808	N/A	N/A	4.494	PK
2			5725.000	62.855	58.121	-5.345	68.200	4.734	PK
3			5726.850	66.679	61.938	-1.521	68.200	4.740	PK

Note: Measure Level (dB $\mu$ V/m) = Reading Level (dB $\mu$ V) + Factor (dB)

Factor (dB) = Cable Loss (dB) + Antenna Factor (dB/m)



Site: AC1	Time: 2020/03/16 - 19:20
Limit: FCC_Part15.209_RE(3m)	Engineer: Kevin Ker
Probe: BBHA 9120D_1-18GHz	Polarity: Vertical
EUT: ACCESS POINT	Power: By PoE
Test Mode: Transmit by 802.11ac-VHT40 at Channel 5670MHz	



No	Flag	Mark	Frequency (MHz)	Measure Level (dBuV/m)	Reading Level (dBuV)	Margin (dB)	Limit (dBuV/m)	Factor	Type
1		*	5674.500	119.782	115.242	N/A	N/A	4.540	PK
2			5725.000	63.960	59.226	-4.240	68.200	4.734	PK
3			5725.400	66.778	62.043	-1.422	68.200	4.735	PK

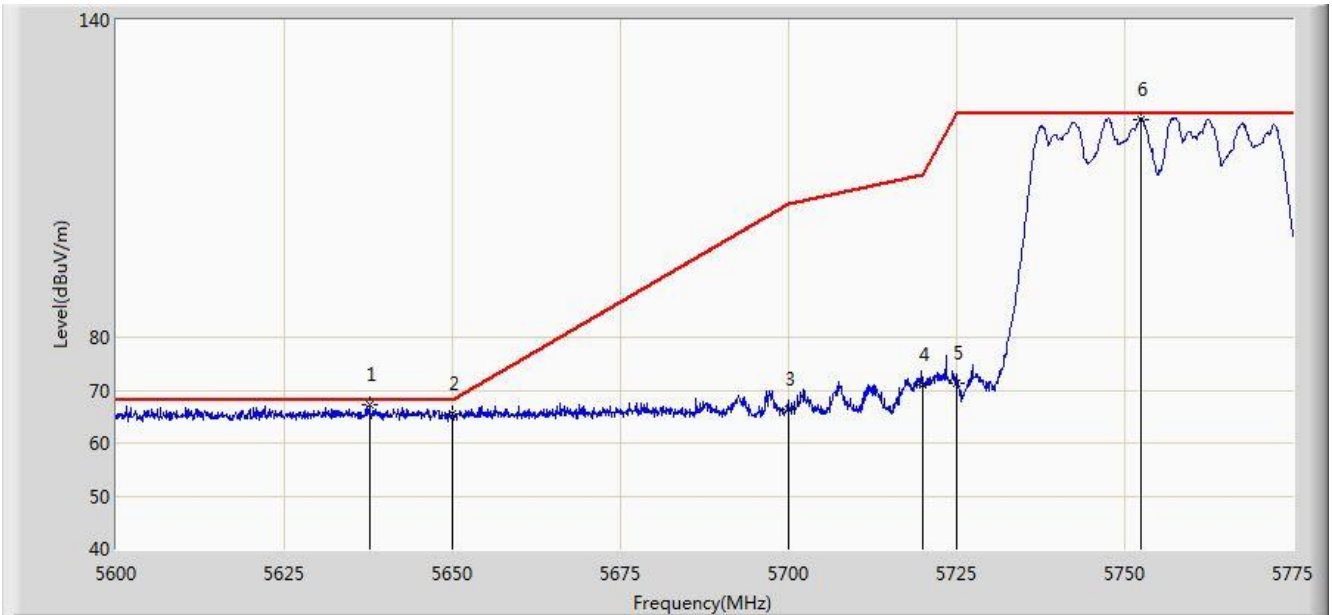
Note: Measure Level (dBμV/m) = Reading Level (dBμV) + Factor (dB)

Factor (dB) = Cable Loss (dB) + Antenna Factor (dB/m)





Site: AC1	Time: 2020/03/16 - 19:29
Limit: FCC_Part15.407_RE(3m)	Engineer: Kevin Ker
Probe: BBHA 9120D_1-18GHz	Polarity: Horizontal
EUT: ACCESS POINT	Power: By PoE
Test Mode: Transmit by 802.11ac-VHT40 at Channel 5755MHz	



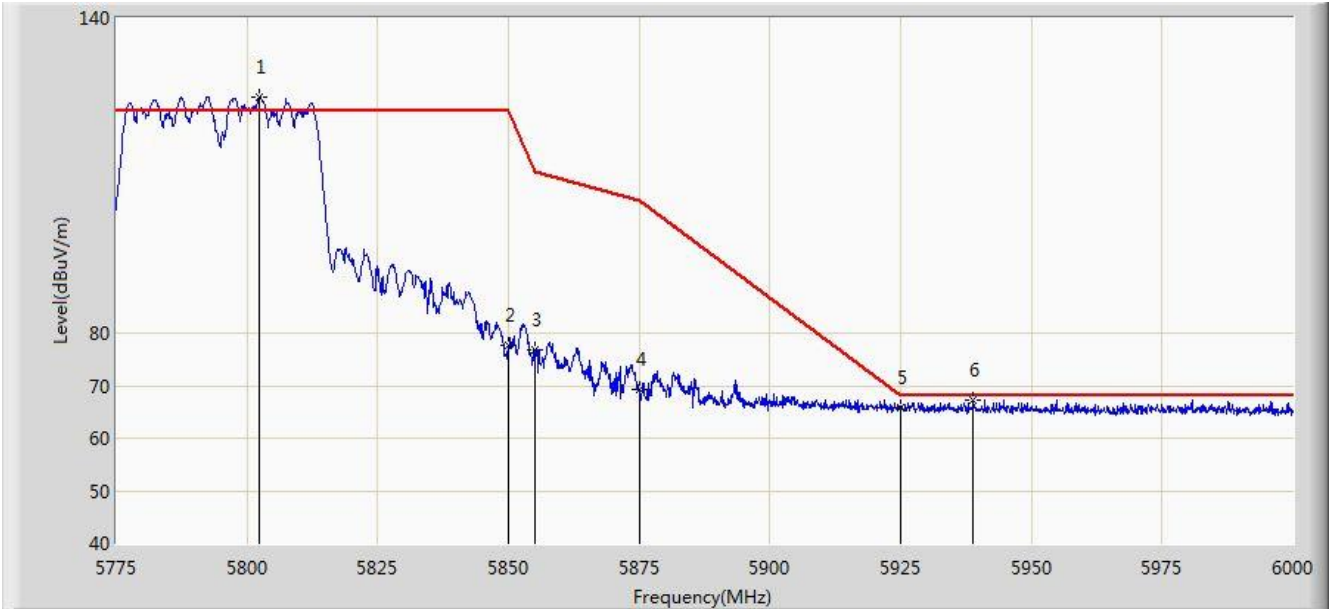
No	Flag	Mark	Frequency (MHz)	Measure Level (dBuV/m)	Reading Level (dBuV)	Margin (dB)	Limit (dBuV/m)	Factor	Type
1			5637.625	67.190	62.791	-1.010	68.200	4.399	PK
2			5650.000	65.396	60.950	-2.804	68.200	4.446	PK
3			5700.000	66.314	61.676	-38.886	105.200	4.638	PK
4			5720.000	71.079	66.364	-39.721	110.800	4.715	PK
5			5725.000	71.412	66.678	-50.788	122.200	4.734	PK
6		*	5752.337	121.302	116.463	N/A	N/A	4.839	PK

Note: Measure Level (dBμV/m) = Reading Level (dBμV) + Factor (dB)

Factor (dB) = Cable Loss (dB) + Antenna Factor (dB/m)



Site: AC1	Time: 2020/03/16 - 19:37
Limit: FCC_Part15.407_RE(3m)	Engineer: Kevin Ker
Probe: BBHA 9120D_1-18GHz	Polarity: Horizontal
EUT: ACCESS POINT	Power: By PoE
Test Mode: Transmit by 802.11ac-VHT40 at Channel 5795MHz	



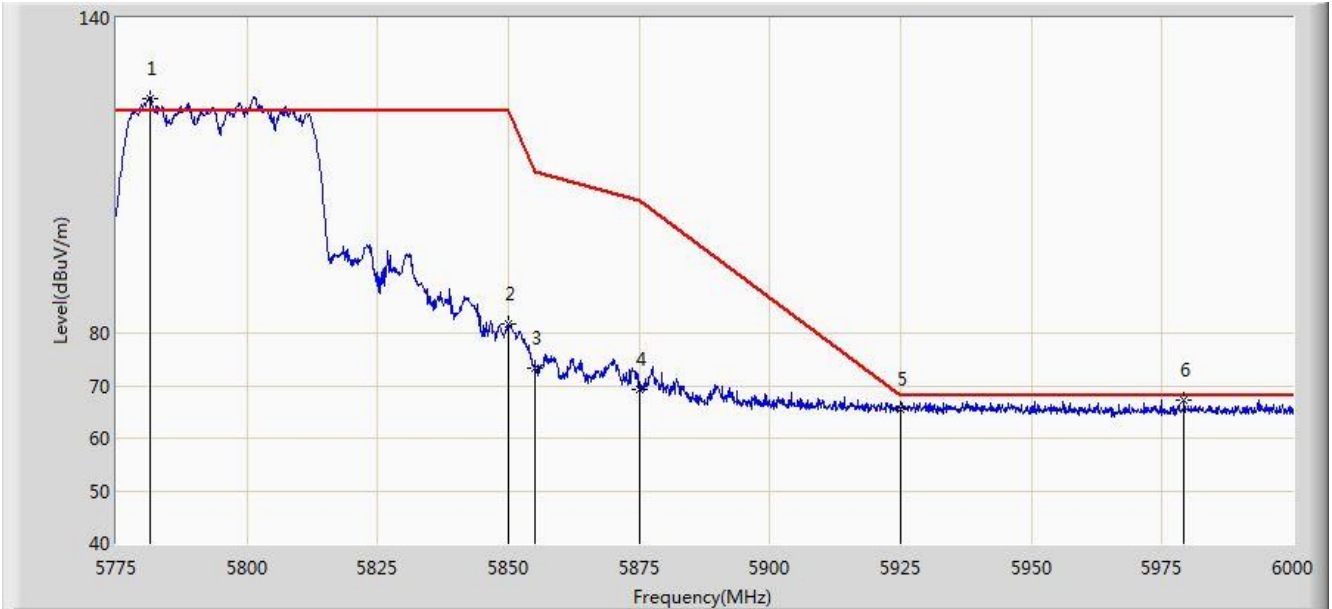
No	Flag	Mark	Frequency (MHz)	Measure Level (dBuV/m)	Reading Level (dBuV)	Margin (dB)	Limit (dBuV/m)	Factor	Type
1		*	5802.450	124.947	119.915	N/A	N/A	5.031	PK
2			5850.000	77.559	72.345	-44.641	122.200	5.214	PK
3			5855.000	76.877	71.644	-33.923	110.800	5.233	PK
4			5875.000	69.261	63.951	-35.939	105.200	5.310	PK
5			5925.000	65.684	60.182	-2.516	68.200	5.502	PK
6			5938.800	67.188	61.633	-1.012	68.200	5.555	PK

Note: Measure Level (dBμV/m) = Reading Level (dBμV) + Factor (dB)

Factor (dB) = Cable Loss (dB) + Antenna Factor (dB/m)



Site: AC1	Time: 2020/03/16 - 19:36
Limit: FCC_Part15.407_RE(3m)	Engineer: Kevin Ker
Probe: BBHA 9120D_1-18GHz	Polarity: Vertical
EUT: ACCESS POINT	Power: By PoE
Test Mode: Transmit by 802.11ac-VHT40 at Channel 5795MHz	



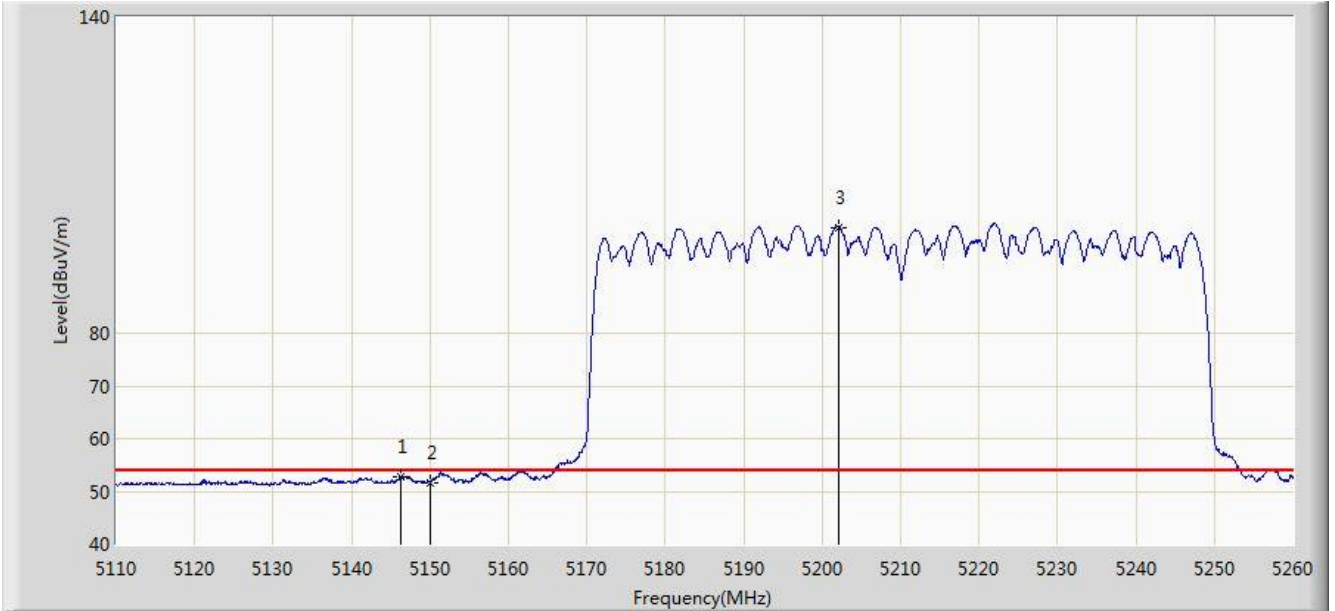
No	Flag	Mark	Frequency (MHz)	Measure Level (dBuV/m)	Reading Level (dBuV)	Margin (dB)	Limit (dBuV/m)	Factor	Type
1		*	5781.525	124.739	119.787	N/A	N/A	4.952	PK
2			5850.000	81.615	76.401	-40.585	122.200	5.214	PK
3			5855.000	73.277	68.044	-37.523	110.800	5.233	PK
4			5875.000	69.348	64.038	-35.852	105.200	5.310	PK
5			5925.000	65.624	60.122	-2.576	68.200	5.502	PK
6			5979.187	67.202	61.492	-0.998	68.200	5.711	PK

Note: Measure Level (dBμV/m) = Reading Level (dBμV) + Factor (dB)

Factor (dB) = Cable Loss (dB) + Antenna Factor (dB/m)



Site: AC1	Time: 2020/03/16 - 19:43
Limit: FCC_Part15.209_RE(3m)	Engineer: Kevin Ker
Probe: BBHA 9120D_1-18GHz	Polarity: Horizontal
EUT: ACCESS POINT	Power: By PoE
Test Mode: Transmit by 802.11ac-VHT80 at Channel 5210MHz	



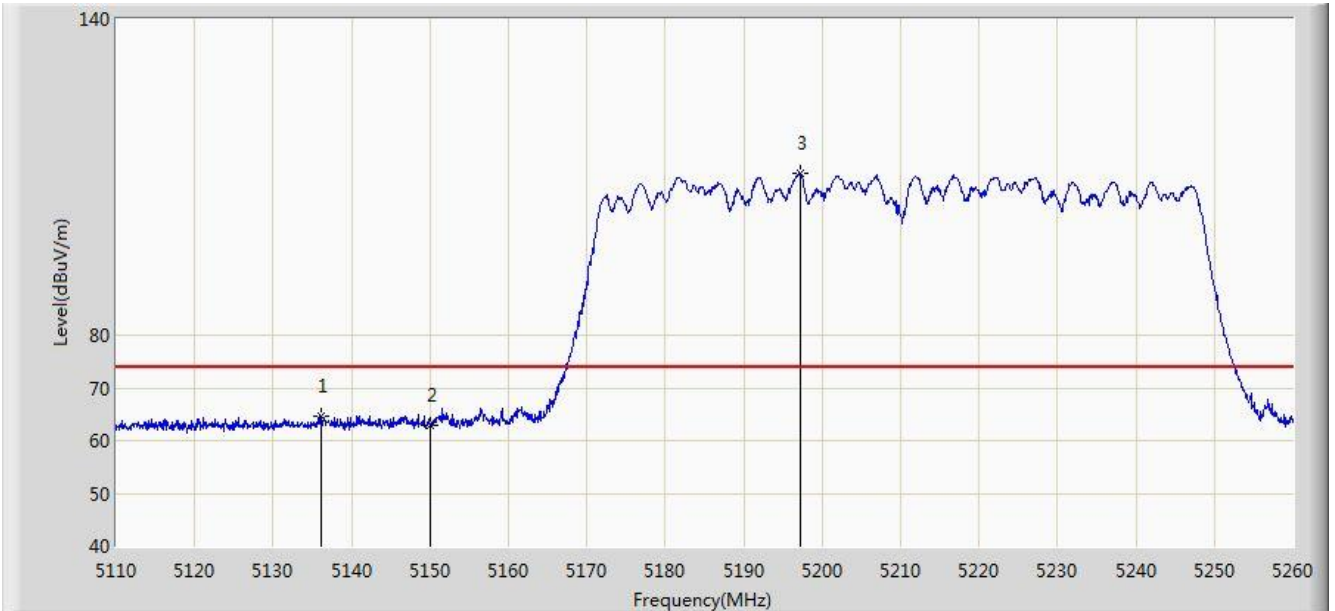
No	Flag	Mark	Frequency (MHz)	Measure Level (dBuV/m)	Reading Level (dBuV)	Margin (dB)	Limit (dBuV/m)	Factor	Type
1			5146.300	52.800	49.156	-1.200	54.000	3.644	AV
2			5150.000	51.729	48.083	-2.271	54.000	3.646	AV
3		*	5202.100	100.132	96.452	N/A	N/A	3.679	AV

Note: Measure Level (dBμV/m) = Reading Level (dBμV) + Factor (dB)

Factor (dB) = Cable Loss (dB) + Antenna Factor (dB/m)



Site: AC1	Time: 2020/03/16 - 19:45
Limit: FCC_Part15.209_RE(3m)	Engineer: Kevin Ker
Probe: BBHA 9120D_1-18GHz	Polarity: Horizontal
EUT: ACCESS POINT	Power: By PoE
Test Mode: Transmit by 802.11ac-VHT80 at Channel 5210MHz	

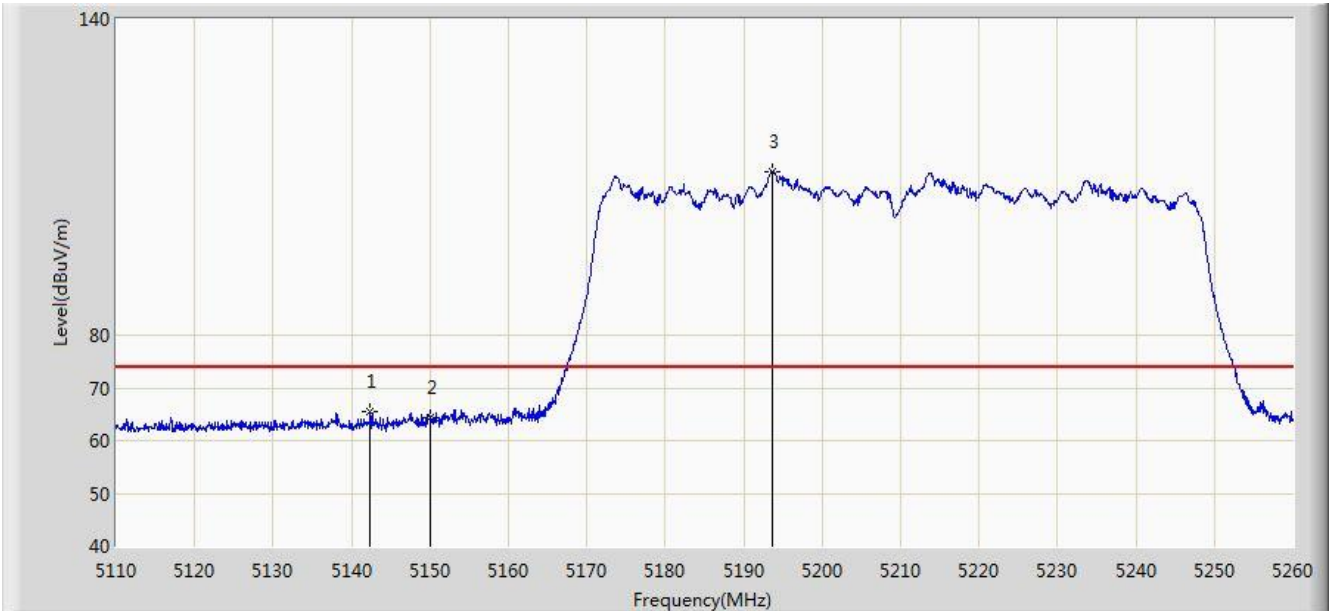


No	Flag	Mark	Frequency (MHz)	Measure Level (dBuV/m)	Reading Level (dBuV)	Margin (dB)	Limit (dBuV/m)	Factor	Type
1			5136.100	64.722	61.085	-9.278	74.000	3.637	PK
2			5150.000	62.905	59.259	-11.095	74.000	3.646	PK
3		*	5197.150	110.583	106.907	N/A	N/A	3.676	PK

Note: Measure Level (dBμV/m) = Reading Level (dBμV) + Factor (dB)

Factor (dB) = Cable Loss (dB) + Antenna Factor (dB/m)

Site: AC1	Time: 2020/03/16 - 19:46
Limit: FCC_Part15.209_RE(3m)	Engineer: Kevin Ker
Probe: BBHA 9120D_1-18GHz	Polarity: Vertical
EUT: ACCESS POINT	Power: By PoE
Test Mode: Transmit by 802.11ac-VHT80 at Channel 5210MHz	



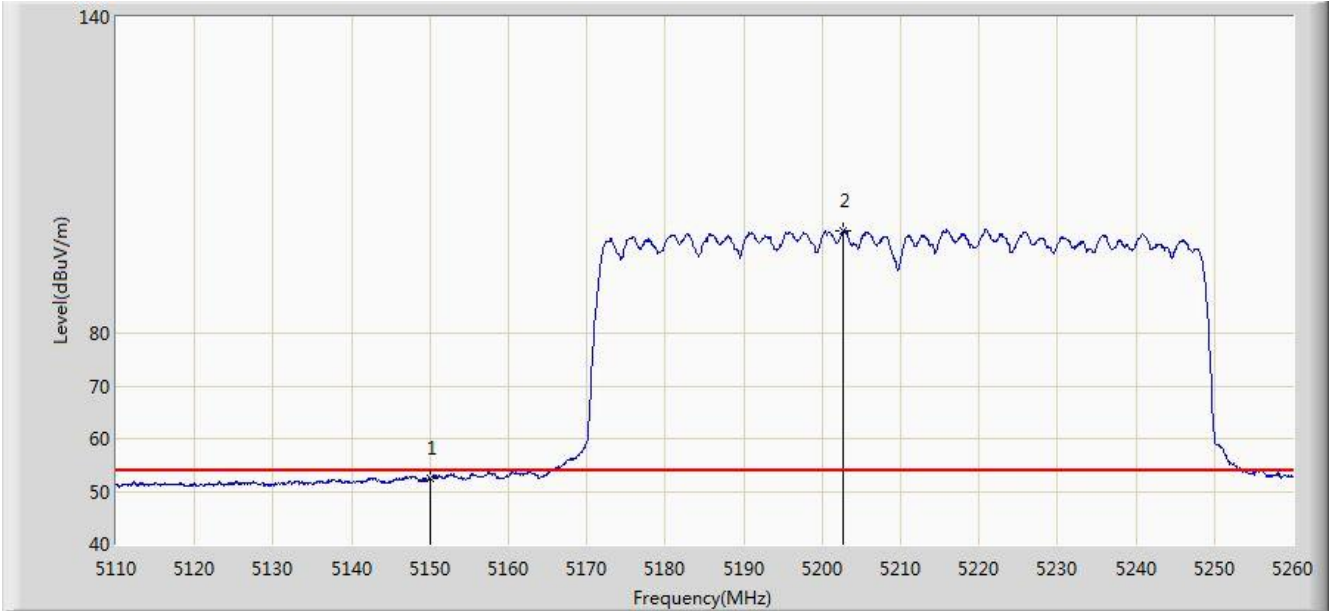
No	Flag	Mark	Frequency (MHz)	Measure Level (dBuV/m)	Reading Level (dBuV)	Margin (dB)	Limit (dBuV/m)	Factor	Type
1			5142.400	65.482	61.841	-8.518	74.000	3.641	PK
2			5150.000	64.236	60.590	-9.764	74.000	3.646	PK
3		*	5193.700	111.057	107.383	N/A	N/A	3.674	PK

Note: Measure Level (dB $\mu$ V/m) = Reading Level (dB $\mu$ V) + Factor (dB)

Factor (dB) = Cable Loss (dB) + Antenna Factor (dB/m)



Site: AC1	Time: 2020/03/16 - 19:47
Limit: FCC_Part15.209_RE(3m)	Engineer: Kevin Ker
Probe: BBHA 9120D_1-18GHz	Polarity: Vertical
EUT: ACCESS POINT	Power: By PoE
Test Mode: Transmit by 802.11ac-VHT80 at Channel 5210MHz	



No	Flag	Mark	Frequency (MHz)	Measure Level (dBuV/m)	Reading Level (dBuV)	Margin (dB)	Limit (dBuV/m)	Factor	Type
1			5150.000	52.493	48.847	-1.507	54.000	3.646	AV
2		*	5202.700	99.516	95.836	N/A	N/A	3.680	AV

Note: Measure Level (dBμV/m) = Reading Level (dBμV) + Factor (dB)

Factor (dB) = Cable Loss (dB) + Antenna Factor (dB/m)