


### Test Setup Photo


Description: Front View of Conducted Emission Test Setup for Power Port




Description: Back View of Conducted Emission Test Setup for Power Port



Description: Radiated Spurious Emission Test Setup for Below 1GHz  
Omni Antenna - ANT-2x2-2005 & ANT-2x2-5005 (APEX0574)




Description: Radiated Spurious Emission Test Setup for Above 1GHz  
Omni Antenna - ANT-2x2-2005 & ANT-2x2-5005 (APEX0574)



Description: Radiated Spurious Emission Test Setup for Below 1GHz  
Omni Antenna - ANT-2x2-5010 (APEX0574)




Description: Radiated Spurious Emission Test Setup for Above 1GHz  
Omni Antenna - ANT-2x2-5010 (APEX0574)







Description: Radiated Spurious Emission Test Setup for Below 1GHz  
- Directional Antenna (APEX0574)




Description: Radiated Spurious Emission Test Setup for Above 1GHz  
- Directional Antenna (APEX0574)




Description: Radiated Spurious Emission Test Setup for Below 1GHz (APEX0575)




Description: Radiated Spurious Emission Test Setup for Above 1GHz (APEX0575)



Description: Radiated Spurious Emission Test Setup for Below 1GHz (APEX0577)



Description: Radiated Spurious Emission Test Setup for Above 1GHz (APEX0577)





Description: DFS Conducted Test Setup



Description: DFS Radiated Test Setup

